



Wheaton Park District

PUBLIC NOTICE

**Meeting - Wheaton Park District Board of Commissioners
Wednesday August 21, 2024 - 5:00 p.m.
City of Wheaton Council Chambers 303 W. Wesley Street Wheaton, Illinois**

August 19, 2024

Public notice is hereby given that the Board of Park Commissioners of the Wheaton Park District, DuPage County, Illinois (the “Park Board”) will hold a meeting at 5 pm on Wednesday August 21, 2024

The meeting will take place at Wheaton City Hall, 303 W. Wesley, Wheaton, IL.

**Please contact Michael J. Benard, Board Secretary, for further information.
mbenard@wheatonparks.org**

Michael J. Benard
Secretary

The Agenda for the August 21, 2024, Meeting is as Follows:

Persons with disabilities requiring reasonable accommodation to participate in this meeting should contact the park district's ADA Compliance Officer, Michael Benard, at the park district's Administrative Office, 102 E. Wesley Street, Wheaton, IL Monday through Friday from 8:30 am until 4:30 pm at least 48 hours prior to the meeting. Requests for a qualified ASL interpreter require five (5) working days advance notice. Telephone number 630.510-4944; fax number 630.665.5880; email dsiciliano@wheatonparks.org



Wheaton Park District

Meeting of the Wheaton Park District Board of Commissioners

August 21, 2024, 5:00 pm

CALL TO ORDER

PRESENTATIONS

COMMUNITY INPUT

Public comments are important to the Board. However, it is the Board's policy not to take action on items until time has been taken to gather information and discuss all options. Lack of action does not imply lack of interest in the issues. During the community input portion of the agenda the Board typically will ask residents to provide input prior to accepting input from nonresidents.

The purpose of the public participation is to allow the public the opportunity to make a statement to the Board. The purpose of public participation is not to provoke a debate with the Board. Once an individual has spoken, that individual may not speak on the same issue again. Any limitation regarding addressing the Board may be waived by a majority vote of the Board.

Except during the public comment portion of the regular Board agenda, or as stated in this rule, no person other than the Executive Director or the District's Attorney may address the Board.

CONSENT AGENDA

Consent Agenda items are considered by the Park District to be routine and will be enacted in one motion. There will be no separate discussion on these items. If a member of the Park Board requests, a Consent Agenda item will be removed from the Consent Agenda and considered as an individual item at the end of old or new business.

- A. Approval of the Disbursements totaling \$1,858,111.51 for the period beginning, July 10, 2024, and ending, August 13, 2024
- B. Approval of the Disbursements totaling \$506,151.55 for the period beginning, July 10, 2024, and ending, August 13, 2024
- C. Approval of Board Meeting Minutes July 17, 2024
- D. Approval of Subcommittee Meeting Minutes August 14, 2024
- E. Approval of Amended 2024 Committee Meeting Schedule

UNFINISHED BUSINESS

None



Wheaton Park District

NEW BUSINESS

1. Hawthorne Junction Park Playground Equipment Purchase – Motion to approve a purchase contract with Illinois at Play for the Hawthorne Junction Park Playground Equipment in the amount of \$40,000
2. Toohey Park Preschool Carpet Replacement – Motion to accept the quote from DeSitter Flooring for carpet installation at the Toohey Park Preschool building in the amount of \$22,811.50
3. Briar Patch Park Shelter Siding Replacement - Motion to accept the quote from the Wallfill Company for siding installation on the Briar Patch Park Shelter building in the amount of \$24,765
4. Cosley Zoo Staff and Overflow Parking Lot – Motion to approve an Additional Design Services Proposal from Wight Engineering in the amount of \$19,875
5. Ordinance 2024-06 – Review of an Ordinance Approving the Disposal and Sale of Personal Property Owned by the Wheaton Park District

REPORTS FROM STAFF

- Executive Director
- Monthly Department Reports – Finance, Special Facilities, Marketing, Development, Events, Recreation, Athletics, Parks, and Planning

BOARD SUBCOMMITTEE REPORTS / DISCUSSION

CLOSED SESSION

- a) Appointment, employment, compensation, discipline, performance, or dismissal of specific employees, 5ILCS 120/2 (c) (1)
- b) The Selection of a Person to Fill a Vacancy in Public Office, 5 ILCS 120/2(c) (3).
- c) Purchase or lease of real property, 5ILCS 120/2 (c) (5)
- d) Setting of price for sale or lease of property owned by the public body, 5ILCS 120/2 (c) (6)
- e) Pending, probable or imminent litigation, 5ILCS 120/2 (c) (11)
- f) Discussion of minutes of meetings lawfully closed under this Act, whether for purposes of approval by the body of the minutes or semi-annual review of the minutes, 5 ILCS 120/2 (c) (21)

ADJOURNMENT

Persons with disabilities requiring reasonable accommodation to participate in this meeting should contact the park district's ADA Compliance Officer, Michael Benard, at the park district's Administrative Office, 102 E. Wesley Street, Wheaton, IL Monday through Friday from 8:30 am until 4:30 pm at least 48 hours prior to the meeting. Requests for a qualified ASL interpreter require five (5) working days advance notice. Telephone number 630.510-4944; fax number 630.665.5880; email dsiciliano@wheatonparks.org

Accounts Payable

Checks Approval Document



User: rtucker
Printed: 8/13/2024 - 10:49 AM

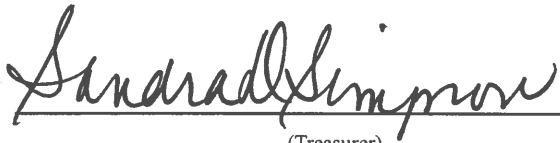
Wheaton Park District

Board of Commissioners Report From the Period Beginning July 10, 2024 and Ending August 13, 2024.


Fund	Description	Amount
10	General	169,816.39
20	Recreation	420,108.30
21	Special Recreation	188,109.13
22	Cosley Zoo	21,187.68
23	Liability	48,686.98
24	Audit	21,500.00
40	Capital Projects	629,534.85
60	Golf Fund	296,745.03
70	Information Technology	57,878.57
75	Health Insurance	4,544.58
Report Total:		1,858,111.51

To the Board of Commissioners

The payment of the above listed accounts has been accepted by the Park District Board of Commissioners at their meeting held on August 21, 2024.



(Treasurer)



(Secretary)

Accounts Payable

Checks Approval List

User: rtucker
 Printed: 8/13/2024 - 10:54 AM



Wheaton Park District

Board of Commissioners Report From the Period Beginning July 10, 2024 and Ending August 13, 2024.

Fund	Description	Vendor No	Vendor Name	Line Item Description	Check No	Invoice Number	Batch Number	GL Account Number	Amount
10	General								
00019	Alarm Detection Systems								
	DHM Alarm Monitoring Aug-Oct 2024	242342			145040-1045	074.07.2024		10-101-854-52-5211-000C	189.00
	PSC Alarm Monitoring Aug-Oct 2024	242342			145040-1045	074.07.2024		10-101-000-52-5211-000C	189.00
	Prairie Alarm Monitoring Aug-Oct 2024	242342			145040-1045	074.07.2024		10-101-856-52-5211-000C	219.00
	Bandshell Alarm Monitoring Aug-Oct 2024	242342			145040-1045	074.07.2024		10-101-000-52-5211-1904	189.00
								Vendor Total:	786.00
00041	Anderson Lock								
	Stock	242495			1151734	081.08.2024		10-101-000-53-5334-000C	95.75
								Vendor Total:	95.75
00042	Anderson Elevator Co.								
	PSC Elevator Maintenance July 2024	242171			INV-89816-P0Q8	072.07.2024		10-101-000-52-5211-000C	166.00
	Museum Elevator Maintenance July 2024	242171			INV-89817-V5C4	072.07.2024		10-101-854-52-5211-000C	227.00
								Vendor Total:	393.00
00068	AT&T Mobility								
	346-0577 Security 7 Gables 061824-071724	242496			877051597_0724	081.08.2024		10-101-000-52-5265-000C	83.24
	639-8783 K. Flynn 061824-071724	242496			877051597_0724	081.08.2024		10-101-000-52-5265-000C	50.10
	917-4832 P. Stanczak 061824-071724	242496			877051597_0724	081.08.2024		10-101-000-52-5265-000C	75.29
	300-4503 D. Siciliano 061824-071724	242496			877051597_0724	081.08.2024		10-000-000-52-5265-000C	50.11
	346-9175 Marketing Tablet 7 061824-071724	242496			877051597_0724	081.08.2024		10-000-415-52-5265-000C	32.47
	234-1025 Parks Tablet 8 061824-071724	242496			877051597_0724	081.08.2024		10-101-000-52-5265-000C	23.24
	234-2925 Martha H 061824-071724	242496			877051597_0724	081.08.2024		10-419-000-52-5265-000C	75.30
	251-5866 Events Tablet 10 061824-071724	242496			877051597_0724	081.08.2024		10-000-415-52-5265-000C	23.24
	251-8452 Tablet 11 Events 061824-071724	242496			877051597_0724	081.08.2024		10-000-415-52-5265-000C	23.24
	240-0798 Hot Spot 1 Events 061824-071724	242496			877051597_0724	081.08.2024		10-000-415-52-5265-000C	43.23
	386-1562 Parks Dept 061824-071724	242496			877051597_0724	081.08.2024		10-101-000-52-5265-000C	9.48
	386-1616 Parks Dept 061824-071724	242496			877051597_0724	081.08.2024		10-101-000-52-5265-000C	5.69
	639-8267 Parks Dept 061824-071724	242496			877051597_0724	081.08.2024		10-101-000-52-5265-000C	5.60
	639-8599 Parks Dept 061824-071724	242496			877051597_0724	081.08.2024		10-101-000-52-5265-000C	75.30
	945-7726 M. Benard 061824-071724	242496			877051597_0724	081.08.2024		10-000-000-52-5265-000C	50.10
	464-0161 R. Sperl 061824-071724	242496			877051597_0724	081.08.2024		10-101-000-52-5265-000C	75.30
	815-1067 Sandra S 061824-071724	242496			877051597_0724	081.08.2024		10-419-000-52-5265-000C	50.10
	815-6705 Events iPad 061824-071724	242496			877051597_0724	081.08.2024		10-000-416-52-5265-190E	23.24
	815-6706 Events iPad 061824-071724	242496			877051597_0724	081.08.2024		10-000-416-52-5265-190E	23.24
	815-6707 Events iPad 061824-071724	242496			877051597_0724	081.08.2024		10-000-416-52-5265-190E	23.24
	234-8725 Lauren C 061824-071724	242496			877051597_0724	081.08.2024		10-000-415-52-5265-000C	50.11
	234-8452 Parks Tablet 21 061824-071724	242496			877051597_0724	081.08.2024		10-101-000-52-5265-000C	23.24
								Vendor Total:	894.10
00070	AT&T Internet								
	Parks 1000 Manchester Rd 070224-080124	242264			327168134_0824	073.07.2024		10-101-000-52-5262-000C	109.94
	Prairie 855 W Prairie Ave 070824-080724	242344			327242595_0824	074.07.2024		10-000-856-52-5262-000C	109.94
								Vendor Total:	219.88
00164	Carol Stream Lawn and Power								

Fund	Description	Vendor No	Vendor Name	Line Item Description	Check No	Invoice Number	Batch Number	GL Account Number	Amount
PSC 61436					242177	514603	072.07.2024	10-101-000-53-5315-000C	89.19
	Parts				242350	6535429	074.07.2024	10-101-000-53-5315-000C	231.99
Vendor Total:									321.18
00192	City of Wheaton								
	2024 Native Plant Sale				242355	071224	074.07.2024	10-000-000-20-2011-000C	21,503.04
	SES Weekend 1				242181	513073	072.07.2024	10-000-416-52-5241-190C	1,318.73
	June Board Meeting				242271	513138	073.07.2024	10-000-000-54-5401-000C	101.67
	Amphitheater 070124-093024				242181	WH6241_0924	072.07.2024	10-101-000-52-5211-1904	255.00
	DC Hist Museum 070124-093024				242181	WH6619_0924	072.07.2024	10-101-854-52-5211-000C	255.00
	855 W Prairie Ave 070124-093024				242181	WH6661_0924	072.07.2024	10-101-856-52-5211-000C	255.00
	Parks & Planning 070124-093024				242181	WH6921_0924	072.07.2024	10-101-000-52-5211-000C	255.00
Vendor Total:									23,943.44
00193	City of Wheaton								
	Prairie Path Park 060724-070924				242356	0004420000_0724	074.07.2024	10-000-000-52-5264-000C	22.29
	Hurley Park 060724-070924				242356	0021856000_0724	074.07.2024	10-000-000-52-5264-000C	36.69
	Parks & Planning 060624-070824				242356	0029220000_0724	074.07.2024	10-101-000-52-5264-000C	232.46
	W W Stevens Park 060624-070824				242356	0055220100_0724	074.07.2024	10-000-000-52-5264-000C	20.89
	855 Prairie 060624-070824				242356	0310060201_0724	074.07.2024	10-000-856-52-5264-000C	424.68
	Central Pk 060624-070824				242356	0366270000_0724	074.07.2024	10-000-000-52-5264-000C	22.29
	Kelly Park/Edison 060724-070924				242356	0370840000_0724	074.07.2024	10-000-000-52-5264-000C	63.05
	DC Hist Museum 060624-070824				242356	0396760000_0724	074.07.2024	10-430-000-52-5264-000C	19.40
	DC Hist Museum 060624-070824				242356	0396760000_0724	074.07.2024	10-000-000-52-5264-000C	45.28
	Northside Park 060624-070824				242356	0402460000_0724	074.07.2024	10-000-000-52-5264-000C	228.65
	Memorial Park 060624-070824				242356	0417770200_0724	074.07.2024	10-000-000-52-5264-000C	1,031.06
	Seven Gables Park 060724-070924				242356	0500620100_0724	074.07.2024	10-000-000-52-5264-000C	122.28
	Scottdale Park 060724-070924				242356	0551600000_0724	074.07.2024	10-000-000-52-5264-000C	20.89
	Briar Patch Park 060724-070924				242356	0642091600_0724	074.07.2024	10-000-000-52-5264-000C	20.89
	Briar Patch Park 060724-070924				242356	0642091700_0724	074.07.2024	10-000-000-52-5264-000C	93.48
	Triangle Park 060624-070824				242356	0666060100_0724	074.07.2024	10-000-000-52-5264-000C	22.29
	Hillside Park 060724-070924				242356	0670480200_0724	074.07.2024	10-000-000-52-5264-000C	20.89
	Sunnyside Park 060724-070924				242356	0674020000_0724	074.07.2024	10-000-000-52-5264-000C	20.89
	Hoffman Park 060624-070824				242356	0693200000_0724	074.07.2024	10-000-000-52-5264-000C	20.89
	Briarknoll Park 060724-070924				242356	0922450100_0724	074.07.2024	10-000-000-52-5264-000C	20.89
Vendor Total:									2,510.13
00243	DuPage County Public Works								
	Briar Patch Park 040524-060724				242366	15519513_0624	074.07.2024	10-000-000-52-5264-000C	41.42
Vendor Total:									41.42
00323	Government Navigation Group								
	Consulting Services for March 2024				242515	1704	081.08.2024	10-000-000-52-5205-000C	1,333.33
	Consulting Services for April 2024				242515	1739	081.08.2024	10-000-000-52-5205-000C	1,333.33
	Consulting Services for May 2024				242515	1787	081.08.2024	10-000-000-52-5205-000C	1,333.33
	Consulting Services for June 2024				242515	2041	081.08.2024	10-000-000-52-5205-000C	1,333.33
	Consulting Services for February 2024				242515	2075	081.08.2024	10-000-000-52-5205-000C	1,333.33
	Consulting Services for January 2024				242515	2102	081.08.2024	10-000-000-52-5205-000C	1,333.33
	Consulting Services for July 2024				242515	2114	081.08.2024	10-000-000-52-5205-000C	1,333.33
Vendor Total:									9,333.31
00334	Gordon Food Service								
	SES 2024				242375	960099290	074.07.2024	10-000-416-53-5346-190C	121.05
	Special Events Marketing				242375	960100214	074.07.2024	10-000-416-53-5346-190C	298.98
	Summer Concert Supplies				242514	960100859	081.08.2024	10-000-416-53-5346-190C	303.37
Vendor Total:									723.40

Fund	Description	Vendor No	Vendor Name	Check No	Invoice Number	Batch Number	GL Account Number	Amount
Line Item	Description							
00387	Haggerty Ford							
PSC 60368		242284	15622	073.07.2024	10-101-000-53-5315-000C			19.14
							Vendor Total:	19.14
00406	Commonwealth Edison							
Seven Gables 061424-071624		242358	0991719000_024	074.07.2024	10-000-000-52-5260-000C			19.69
							Vendor Total:	19.69
00417	Constellation NewEnergy Inc							
855 Prairie 061824-071924		242426	0691982511_0724	075.07.2024	10-000-856-52-5260-000C			863.36
Memorial Park 061124-071124		242361	1672863127_0724	074.07.2024	10-000-000-52-5260-000C			25.65
DC History Museum 061224-071124		242426	2223556711_0724	075.07.2024	10-430-000-52-5260-000C			449.84
DC History Museum 061224-071124		242426	2223556711_0724	075.07.2024	10-000-000-52-5260-000C			1,049.63
Parks & Planning 061724-071724		242426	2281477017_0724	075.07.2024	10-101-000-52-5260-000C			957.91
O S Park Rd 062524-072524		242426	2544728123_0724	075.07.2024	10-000-000-52-5260-000C			508.13
Seven Gables Park 061424-071824		242426	2987179184_0724	075.07.2024	10-000-000-52-5260-000C			85.12
Northside Park 061824-071824		242426	3161505548_0724	075.07.2024	10-000-000-52-5260-000C			72.34
Main Street Tennis Lighting 061124-071124		242361	3637111319_0724	074.07.2024	10-000-000-52-5260-000C			15.81
Northside Park 061824-071824		242505	6376364783_0724	081.08.2024	10-000-000-52-5260-000C			96.15
Overpass Bridge 061824-071824		242426	6644041352_0724	075.07.2024	10-000-000-52-5260-000C			66.50
C L Herrick Park 061924-071924		242426	6906430867_0724	075.07.2024	10-000-000-52-5260-000C			49.52
Hurley Park 061424-071624		242361	8947182203_0724	074.07.2024	10-000-000-52-5260-000C			26.50
Briar Patch Park 061324-071524		242361	9950680645_0724	074.07.2024	10-000-000-52-5260-000C			66.44
							Vendor Total:	4,332.90
00418	Conserv FS Inc.							
Staples and Mulch		242425	6433540	075.07.2024	10-101-000-53-5333-000C			101.50
Straw Blanket		242425	6433587	075.07.2024	10-101-000-53-5333-000C			350.00
							Vendor Total:	451.50
00435	Hydrotex							
Transmission Fluid		242517	530859	081.08.2024	10-101-000-53-5348-000C			2,340.22
							Vendor Total:	2,340.22
00565	Wheaton Lions Club							
Lions Dues		242254	4742	072.07.2024	10-000-000-54-5425-000C			45.00
							Vendor Total:	45.00
00615	MENARDS WEST CHICAGO							
4th of July Float		242213	01166	072.07.2024	10-101-000-53-5314-000C			123.38
Supplies		242523	3011	081.08.2024	10-101-000-53-5314-000C			35.28
4th of July Parade Float		242300	957	073.07.2024	10-101-000-53-5314-000C			338.30
							Vendor Total:	496.96
00617	MENARDS GLENDALE HEIGHTS							
Signs		242212	36782	072.07.2024	10-101-000-53-5314-000C			918.90
							Vendor Total:	918.90
00671	NCPERS - IL IMRF - 0817							
07-2024 NCPERS		242459	0817082024	075.07.2024	10-000-000-21-2130-000C			176.00
							Vendor Total:	176.00
00680	Northern Illinois Gas Company							
855 Prairie 061724-071724		242386	0402035172_0724	074.07.2024	10-000-856-52-5261-000C			44.38
855 Prairie 061724-071724		242386	0693040819_0724	074.07.2024	10-000-856-52-5261-000C			44.38
855 Prairie 061124-071124		242303	0835554754_0724	073.07.2024	10-000-856-52-5261-000C			44.38

Fund	Description	Vendor No	Vendor Name	Check No	Invoice Number	Batch Number	GL Account Number	Amount
Line Item	Description							
855	Prairie 061724-071724			242386	1366082885_0724	074.07.2024	10-000-856-52-5261-000C	44.38
855	Prairie 061724-071724			242386	5076137885_0724	074.07.2024	10-000-856-52-5261-000C	44.38
Vendor Total:								221.90
00698	NuToys Leisure Products Inc.							
	Play for All Seesaw Repair Parts			242526	55866	081.08.2024	10-101-000-53-5310-000C	416.20
Vendor Total:								416.20
00725	Park District Risk Mgmt Agency							
	PDRMA Aerial Lift Training			242306	1720557097	073.07.2024	10-101-000-54-5432-000C	35.00
	PDRMA Aerial Lift Training			242306	1720557108	073.07.2024	10-101-000-54-5432-000C	35.00
	PDRMA Aerial Lift Training			242306	1720557122	073.07.2024	10-101-000-54-5432-000C	35.00
Vendor Total:								105.00
00742	Pepsi Beverages Company							
	SES 2024			242530	45670108	081.08.2024	10-000-416-53-5346-190C	268.40
Vendor Total:								268.40
00792	Reinders Inc							
	Stock Supplies			242536	6057122-00	081.08.2024	10-101-000-53-5315-000C	610.80
Vendor Total:								610.80
00825	Russo Hardware Inc							
	PSC 61429			242233	SPI20722147	072.07.2024	10-101-000-53-5315-000C	164.99
Vendor Total:								164.99
00864	Production Plus Graphics Inc							
	Sign Shop Supplies			242309	CG-379594	073.07.2024	10-101-000-53-5314-000C	132.32
Vendor Total:								132.32
00865	Sikich Capital Management LLP							
	Retirement Plan Advisory for 457 Plan - Q2 202			242237	16228-2407	072.07.2024	10-000-000-52-5205-000C	1,500.00
Vendor Total:								1,500.00
01003	Vermeer Illinois Inc.							
	Equipment S925TX Vermeer			242549	E12059	081.08.2024	10-101-000-57-5706-000C	38,798.00
	Supplies			242251	PM0173	072.07.2024	10-101-000-53-5315-000C	413.21
	Equipment 1209 PSC 61430			242251	PM0174	072.07.2024	10-101-000-53-5315-000C	149.32
	Equipment 1209 PSC 61601			242327	PM0717	073.07.2024	10-101-000-53-5315-000C	120.62
	Parts			242481	PM1194	075.07.2024	10-101-000-53-5315-000C	176.05
Vendor Total:								39,657.20
01023	Waste Management of Illinois Inc							
	Parks & Planning 060124-063024			242253	207653823005_0624	072.07.2024	10-101-000-52-5263-000C	1,625.85
	Seven Gables Hog Barn			242330	4294315-2011-4	073.07.2024	10-101-000-52-5263-000C	621.01
Vendor Total:								2,246.86
01043	Wheaton Sanitary District							
	DC Hist Museum 050624-060624			242256	020785000_0624	072.07.2024	10-430-000-52-5264-000C	8.80
	DC Hist Museum 050624-060624			242256	020785000_0624	072.07.2024	10-000-000-52-5264-000C	20.54
	DC Hist Museum 060624-070824			242555	020785000_0724	081.08.2024	10-430-000-52-5264-000C	10.03
	DC Hist Museum 060624-070824			242555	020785000_0724	081.08.2024	10-000-000-52-5264-000C	23.39
	Seven Gables Park 050724-060724			242256	022415000_0624	072.07.2024	10-000-000-52-5264-000C	131.45
	Seven Gables Park 060724-070924			242555	022415000_0724	081.08.2024	10-000-000-52-5264-000C	66.10
	Manchester Park 050624-060624			242256	026101000_0624	072.07.2024	10-000-000-52-5264-000C	53.84
	Manchester Park 060624-070824			242555	026101000_0724	081.08.2024	10-000-000-52-5264-000C	41.59

Fund	Description	Vendor No	Vendor Name	Line Item Description	Check No	Invoice Number	Batch Number	GL Account Number	Amount
	Parks & Planning 050624-060624				242256	027991000_0624	072.07.2024	10-101-000-52-5264-000C	90.60
	Parks & Planning 060624-070824				242555	027991000_0724	081.08.2024	10-101-000-52-5264-000C	94.69
	Northside Park 050624-060624				242256	037067000_0624	072.07.2024	10-000-000-52-5264-000C	98.77
	Northside Park 060624-070824				242555	037067000_0724	081.08.2024	10-000-000-52-5264-000C	111.02
	Prairie Path Park 050724-060724				242256	037561000_0624	072.07.2024	10-000-000-52-5264-000C	13.00
	Prairie Path Park 060724-070924				242555	037561000_0724	081.08.2024	10-000-000-52-5264-000C	13.00
	855 Prairie 050624-060624				242256	041834000_0624	072.07.2024	10-000-856-52-5264-000C	74.27
	855 Prairie 060624-070824				242555	041834000_0724	081.08.2024	10-000-856-52-5264-000C	237.64
								Vendor Total:	1,088.73
01047	Community Unit School District 200								
	July 4th Honorarium				242186	070424	072.07.2024	10-000-416-52-5241-1902	500.00
								Vendor Total:	500.00
02243	Holsteins Garage								
	Safety Inspections Equipment 1116 1185 1141 1				242206	3163	072.07.2024	10-101-000-52-5210-000C	270.00
								Vendor Total:	270.00
02321	Haggerty Chevrolet								
	Equipment 1118 PSC 61435				242203	11870	072.07.2024	10-101-000-53-5315-000C	66.19
								Vendor Total:	66.19
02405	Team Reil Inc								
	PFA Gravity Rail Wheel Set				242476	24507	075.07.2024	10-101-000-53-5310-000C	699.00
								Vendor Total:	699.00
02796	NAPA								
	Parts				242216	5736-755696	072.07.2024	10-101-000-53-5315-000C	54.30
	Machinery Supplies				242216	5736-756755	072.07.2024	10-101-000-53-5315-000C	7.10
	Machinery Supplies				242216	5736-757075	072.07.2024	10-101-000-53-5315-000C	241.13
	Stock				242216	5736-757076	072.07.2024	10-101-000-53-5315-000C	21.30
	Machinery Supplies				242216	5736-757174	072.07.2024	10-101-000-53-5315-000C	42.01
	Machinery Supplies				242216	5736-757345	072.07.2024	10-101-000-53-5315-000C	9.48
	Machinery Supplies				242216	5736-758068	072.07.2024	10-101-000-53-5315-000C	28.39
	Machinery Supplies				242216	5736-758339	072.07.2024	10-101-000-53-5315-000C	13.66
	Machinery Supplies				242216	5736-758340	072.07.2024	10-101-000-53-5315-000C	16.62
	Machinery Supplies and Stock				242216	5736-758878	072.07.2024	10-101-000-53-5315-000C	103.49
	Stock				242216	5736-759005	072.07.2024	10-101-000-53-5315-000C	25.86
	Machinery Supplies and Stock				242216	5736-759026	072.07.2024	10-101-000-53-5315-000C	14.02
	Machinery Supplies				242216	5736-759156	072.07.2024	10-101-000-53-5315-000C	65.95
	Machinery Supplies				242216	5736-759290	072.07.2024	10-101-000-53-5315-000C	22.96
	Machinery Supplies				242216	5736-759408	072.07.2024	10-101-000-53-5315-000C	112.28
	Cleaning Supplies				242525	5736-759989	081.08.2024	10-101-000-53-5316-000C	32.47
	Stock				242525	5736-760021	081.08.2024	10-101-000-53-5315-000C	9.96
	Machinery Supplies				242525	5736-760165	081.08.2024	10-101-000-53-5315-000C	43.98
	Equipment				242525	5736-760909	081.08.2024	10-101-000-53-5315-000C	40.25
	Machinery Supplies				242525	5736-761031	081.08.2024	10-101-000-53-5315-000C	8.00
	Stock				242525	5736-761033	081.08.2024	10-101-000-53-5315-000C	15.10
	Machinery Supplies				242525	5736-761396	081.08.2024	10-101-000-53-5315-000C	52.44
	Stock				242525	5736-761664	081.08.2024	10-101-000-53-5315-000C	19.76
	Machinery Supplies				242525	5736-761891	081.08.2024	10-101-000-53-5315-000C	250.13
	Machinery Supplies				242525	5736-762296	081.08.2024	10-101-000-53-5315-000C	37.99
	Filters				242525	5736-762594	081.08.2024	10-101-000-53-5315-000C	19.64
	Fuel Cap				242525	5736-762606	081.08.2024	10-101-000-53-5315-000C	17.41
	Parts				242525	5736-762955	081.08.2024	10-101-000-53-5315-000C	65.20
	Machinery Supplies				242525	5736-762960	081.08.2024	10-101-000-53-5315-000C	574.55
	Parts				242525	5736-763199	081.08.2024	10-101-000-53-5315-000C	62.94

Fund Description
Vendor No Vendor Name

Line Item Description	Check No	Invoice Number	Batch Number	GL Account Number	Amount
Machinery Supplies	242525	5736-763336	081.08.2024	10-101-000-53-5315-000C	302.49
Machinery Supplies	242525	5736-763366	081.08.2024	10-101-000-53-5315-000C	25.20
Stock	242525	5736-763513	081.08.2024	10-101-000-53-5315-000C	42.60
Core Returns	242525	5736-763531	081.08.2024	10-101-000-53-5315-000C	-141.56
Machinery Supplies	242525	5736-763532	081.08.2024	10-101-000-53-5315-000C	24.99
Tools	242525	5736-763533	081.08.2024	10-101-000-53-5345-000C	137.80
Vendor Total:					2,419.89
02812 Blue Sky Marketing Group Ltd.					
Jackets/Shirts/Sweatshirts for Marketing Depart	242174	78353	072.07.2024	10-000-415-53-5330-000C	455.28
Vendor Total:					455.28
02875 Most Dependable Fountains Inc.					
Drinking Fountain	242302	INV78528	073.07.2024	10-101-000-53-5311-000C	7,260.00
Vendor Total:					7,260.00
03085 Nalco Company LLC					
DHM Deionizer System Rental	242524	6670676270	081.08.2024	10-101-854-52-5211-000C	133.65
Vendor Total:					133.65
03163 Advanced Turf Solutions					
Advanced RTF W/XCD	242413	SO1200508	075.07.2024	10-101-000-53-5333-000C	953.00
Vendor Total:					953.00
03248 Atlas Bobcat Inc.					
PSC 61738 61739 61740	242345	HT6166	074.07.2024	10-101-000-53-5315-000C	232.01
Vendor Total:					232.01
03754 Comcast Cable					
DC History Museum 072224-082124	242422	87712040736543_08	075.07.2024	10-000-000-52-5262-000C	119.85
Prairie 070524-080424	242272	87712047035906_08	073.07.2024	10-000-856-52-5262-000C	251.85
Parks Services 071724-081624	242272	87712047526761_08	073.07.2024	10-101-000-52-5262-000C	119.85
Vendor Total:					491.55
04296 Culligan DuPage Soft Water Service Inc					
Drinking Water July 2024	242506	262006_0724W	081.08.2024	10-000-856-53-5302-000C	55.92
Water Cooler Rental August 2024	242506	262006_0824R	081.08.2024	10-000-856-52-5220-000C	6.00
Vendor Total:					61.92
04585 Shaw Media					
2023 Annual Report	242313	062410074730	073.07.2024	10-000-000-54-5428-000C	52.22
Vendor Total:					52.22
04888 Feece Oil Company					
96 Gallons of Diesel Fuel	242509	4089446	081.08.2024	10-101-000-53-5348-000C	271.13
675 Gallons of Regular Gasoline	242509	4089447	081.08.2024	10-101-000-53-5348-000C	2,209.67
231 Gallons of Diesel Fuel	242509	4091308	081.08.2024	10-101-000-53-5348-000C	596.25
695 Gallons of Regular Gasoline	242509	4091311	081.08.2024	10-101-000-53-5348-000C	2,224.41
191 Gallons of Diesel Fuel	242509	4093282	081.08.2024	10-101-000-53-5348-000C	508.09
624 Gallons of Regular Gasoline	242509	4093286	081.08.2024	10-101-000-53-5348-000C	2,184.98
224 Gallons of Diesel Fuel	242509	4095409	081.08.2024	10-101-000-53-5348-000C	617.38
615 Gallons of Regular Gasoline	242509	4095412	081.08.2024	10-101-000-53-5348-000C	2,068.00
Vendor Total:					10,679.91
05064 Acrodazzle Entertainment					
July 3rd - Face Painter	242168	240057	072.07.2024	10-000-416-52-5241-1902	450.00

Fund	Description	Vendor No	Vendor Name	Check No	Invoice Number	Batch Number	GL Account Number	Amount
Vendor Total:								450.00
05261	Hi Fi Events Inc.							
	Summer Entertainment Series 2024 - June 21-22	242288	WPD06302024		073.07.2024		10-000-416-52-5241-190C	3,600.00
	SES 2024 - Ides of March 06/21/24	242516	WPD06302024Rent		081.08.2024		10-000-416-52-5241-190C	2,850.00
Vendor Total:								6,450.00
05384	Bowen, Timothy Dana							
	Play-Well LEGO Camp	242499	DB25042		081.08.2024		10-430-000-52-5210-000C	4,352.00
	Play-Well LEGO Camp	242499	DB25473		081.08.2024		10-430-000-52-5210-000C	3,536.00
Vendor Total:								7,888.00
05733	Steiner Electric Company							
	Hurley Renovations	242395	S007601537.001		074.07.2024		10-101-000-53-5312-000C	1,145.61
Vendor Total:								1,145.61
05765	Luetkehans, Phillip							
	Cosley Parking Lot Services through 06/10/24	242296	11		073.07.2024		10-000-000-52-5207-000C	3,074.93
	General Matters Services through 06/10/24	242296	83		073.07.2024		10-000-000-52-5207-000C	917.00
Vendor Total:								3,991.93
06121	Zoro Tools Inc							
	Knockout Draw Stud	242411	INV14512671		074.07.2024		10-101-000-53-5345-000C	52.99
	Pump for Hurley Fountain	242557	INV14585754		081.08.2024		10-101-000-53-5311-000C	200.99
Vendor Total:								253.98
06181	Rapsys Incorporated							
	Goose Control June 2024	242310	18718		073.07.2024		10-101-000-52-5211-000C	810.00
Vendor Total:								810.00
06228	Voyant Communications							
	DCHM 070124-073124	242252	0030832240701		072.07.2024		10-430-000-52-5262-000C	36.25
	Admin 070124-073124	242252	0030832240701		072.07.2024		10-000-000-52-5262-000C	81.57
	Finance 070124-073124	242252	0030832240701		072.07.2024		10-419-000-52-5262-000C	193.34
	HR 070124-073124	242252	0030832240701		072.07.2024		10-418-000-52-5262-000C	54.37
	Parks 070124-073124	242252	0030832240701		072.07.2024		10-101-000-52-5262-000C	250.74
	Parks 080124-083124	242550	0030832240801		081.08.2024		10-101-000-52-5262-000C	238.49
	Finance 080124-083124	242550	0030832240801		081.08.2024		10-419-000-52-5262-000C	183.90
	HR 080124-083124	242550	0030832240801		081.08.2024		10-418-000-52-5262-000C	51.72
	DCHM 080124-083124	242550	0030832240801		081.08.2024		10-430-000-52-5262-000C	34.48
	Admin 080124-083124	242550	0030832240801		081.08.2024		10-000-000-52-5262-000C	77.59
Vendor Total:								1,202.45
06250	LRS Holdings LLC							
	Parks&Planning 080124-083124	242454	47783.4 PSC_0824		075.07.2024		10-101-000-52-5263-000C	47.95
Vendor Total:								47.95
06308	Westlake Hardware Inc							
	Hardware Supplies	242553	12510919		081.08.2024		10-101-000-53-5334-000C	47.95
	Caulk	242553	12510941		081.08.2024		10-101-000-53-5314-000C	15.98
	Rotary Park Supplies	242553	12510942		081.08.2024		10-101-000-53-5316-000C	9.59
	Parks Supplies	242553	12510945		081.08.2024		10-101-000-53-5311-000C	28.77
	4th of July Supplies	242553	12510953		081.08.2024		10-000-416-53-5346-1902	48.97
	Tubing Cutter	242553	12510958		081.08.2024		10-101-000-53-5345-000C	19.99
	4th of July Float Supplies	242553	12510959		081.08.2024		10-101-000-53-5314-000C	113.67
	Caution Tape	242553	12510962		081.08.2024		10-101-000-53-5314-000C	13.99

Fund Description
Vendor No Vendor Name

Line Item Description	Check No	Invoice Number	Batch Number	GL Account Number	Amount
Boy Scout Cabin Hardware	242553	12510969	081.08.2024	10-101-000-53-5334-000C	33.53
Bulk Fasteners	242553	12510982	081.08.2024	10-101-000-53-5314-000C	35.64
Hammer	242553	12510987	081.08.2024	10-101-000-53-5345-000C	22.99
PSC Hardware	242553	12510991	081.08.2024	10-101-000-53-5334-000C	31.96
Plumbing Supplies	242553	12510992	081.08.2024	10-101-000-53-5311-000C	12.99
Stapler	242553	12511004	081.08.2024	10-101-000-53-5345-000C	33.58
Electrical Supplies	242553	12611599	081.08.2024	10-101-000-53-5312-000C	49.50
Supplies	242553	12611615	081.08.2024	10-000-856-53-5302-000C	19.99
Carpentry Supplies	242553	12611633	081.08.2024	10-101-000-53-5314-000C	57.94
CC Chiller	242553	12611634	081.08.2024	10-101-000-53-5311-000C	6.59
Hardware Supplies	242553	12611642	081.08.2024	10-101-000-53-5334-000C	37.96
Hardware Supplies	242553	12611654	081.08.2024	10-101-000-53-5334-000C	7.89
Hardware Supplies	242553	12611655	081.08.2024	10-101-000-53-5334-000C	7.38
Fasteners	242553	12611681	081.08.2024	10-101-000-53-5334-000C	17.14
Kiosk Sign Supplies	242553	12611692	081.08.2024	10-101-000-53-5314-000C	23.58
Carpentry Supplies	242553	12611695	081.08.2024	10-101-000-53-5314-000C	41.11
Vendor Total:					738.68
06542 Peerless Network Inc					
Admin 071524-081424	242307	66174_0824	073.07.2024	10-000-000-52-5262-000C	245.64
Vendor Total:					245.64
06575 Lewchenko, Jonathan					
Fool House Deposit - Summer Entertainment Se	242210	072024	072.07.2024	10-000-416-52-5241-190C	750.00
Vendor Total:					750.00
06674 Lingo Communications LLC					
Parks 060424-070324	242211	33976014	072.07.2024	10-101-000-52-5262-000C	296.80
Finance 060424-070324	242211	33976014	072.07.2024	10-419-000-52-5262-000C	148.40
HR 060424-070324	242211	33976014	072.07.2024	10-418-000-52-5262-000C	148.40
Admin 060424-070324	242211	33976014	072.07.2024	10-000-000-52-5262-000C	26.81
Parks 070424-080324	242295	34016860	073.07.2024	10-101-000-52-5262-000C	296.80
Finance 070424-080324	242295	34016860	073.07.2024	10-419-000-52-5262-000C	148.40
HR 070424-080324	242295	34016860	073.07.2024	10-418-000-52-5262-000C	148.40
Admin 070424-080324	242295	34016860	073.07.2024	10-000-000-52-5262-000C	26.81
Vendor Total:					1,240.82
06722 Janik, Mary					
Mileage Reimbursement 061824-071724	242381	071724	074.07.2024	10-419-000-54-5422-000C	24.79
Vendor Total:					24.79
06726 Dearborn Life Insurance Company					
Voluntary Life Insurance August 2024	242276	F024990-1 0824	073.07.2024	10-000-000-21-2130-000C	1,004.06
Vendor Total:					1,004.06
06868 Jay, Matthew					
Mileage Reimbursement 07/02/24-08/01/24	242519	080124	081.08.2024	10-418-000-54-5422-000C	61.31
Vendor Total:					61.31
06935 Wellbuilt Equipment					
Machinery Supplies	242484	w11653	075.07.2024	10-101-000-53-5315-000C	138.63
Vendor Total:					138.63
06955 Mancinelli, Ozzie					
The PettyBreakers - SES 2024 09/14/24 Deposit	242456	091424	075.07.2024	10-000-416-52-5241-190C	1,600.00

Fund Description
Vendor No Vendor Name

Line Item	Description	Check No	Invoice Number	Batch Number	GL Account Number	Amount
Vendor Total:						1,600.00
06985	Floods Royal Flush Inc.					
	Memorial District Summer Concerts	242511	I34975	081.08.2024	10-000-416-52-5241-1900	204.00
	Portable Units 4th of July DuPage Fairgrounds	242511	I34977	081.08.2024	10-000-416-52-5241-1902	508.00
	Portable Units 4th of July Parade	242511	I34978	081.08.2024	10-000-416-52-5241-1902	204.00
Vendor Total:						916.00
07066	The Home City Ice Company					
	SES 2024	242399	5249244810	074.07.2024	10-000-416-53-5346-1900	383.00
Vendor Total:						383.00
07142	Traqnology North America					
	Equipment 2719	242246	1346	072.07.2024	10-101-000-53-5306-0000	701.59
Vendor Total:						701.59
07227	Double D Booking Inc					
	Rearview - Summer Entertainment Series 09/13/ 242365		071624	074.07.2024	10-000-416-52-5241-1900	375.00
	Too Fighters - Summer Entertainment Series 09/ 242365		071624-1	074.07.2024	10-000-416-52-5241-1900	375.00
Vendor Total:						750.00
07251	Colliflower					
	Supplies	242357	02381955	074.07.2024	10-101-000-53-5315-0000	12.10
Vendor Total:						12.10
07255	U.S. Fire & Safety Equipment Co.					
	Annual Maintenance	242546	522267	081.08.2024	10-101-000-52-5211-0000	700.00
	Annual Maintenance	242546	522267	081.08.2024	10-101-854-52-5211-0000	100.00
Vendor Total:						800.00
07436	Sebert Landscaping					
	Mowing Service April 2024	242236	272670REV	072.07.2024	10-101-000-52-5211-0000	785.29
	Mowing Service June 2024	242236	275709	072.07.2024	10-101-000-52-5211-0000	2,355.86
Vendor Total:						3,141.15
07469	Case Lots Inc					
	Toilet Paper	242269	25460	073.07.2024	10-101-000-53-5316-0000	119.80
	Toilet Paper	242269	25460	073.07.2024	10-101-854-53-5316-0000	29.94
	Cleaners	242351	25743	074.07.2024	10-101-000-53-5316-0000	338.50
Vendor Total:						488.24
07502	Kimball Midwest					
	Parts Return	242449	102343110	075.07.2024	10-101-000-53-5315-0000	-74.79
	Parts	242449	102438713	075.07.2024	10-101-000-53-5315-0000	108.00
Vendor Total:						33.21
07512	RKM Fireworks Company Inc					
	Inv# 070324WP Fireworks Display 2024	242469	070324WP	075.07.2024	10-000-416-52-5241-1902	14,500.00
Vendor Total:						14,500.00
07519	Mainstreet Golf Cars LLC					
	Parts	242455	01-4431	075.07.2024	10-101-000-53-5315-0000	198.54
Vendor Total:						198.54
07525	Cobo, Sebastian					
	Reissue DD Return from 6/28/24 Payroll	242183	070224	072.07.2024	10-000-000-25-2581-0000	58.18

Fund	Description	Check No	Invoice Number	Batch Number	GL Account Number	Amount
Vendor No	Vendor Name					
Line Item Description		Check No	Invoice Number	Batch Number	GL Account Number	Amount
					Vendor Total:	58.18
07526	Gorny-Lane, Jaxon					
Reissue DD Return from 6/28/24 Payroll		242201	070224	072.07.2024	10-000-000-25-2581-000C	529.28
					Vendor Total:	529.28
07536	Fiore, Sabina					
Reissue DD Return from 7/12/24 Payroll		242369	071624	074.07.2024	10-000-000-25-2581-000C	10.10
					Vendor Total:	10.10
07538	Mangelsdorf, Peter					
Reissue PR# 29192 6/14/24		242457	072524	075.07.2024	10-000-000-25-2581-000C	502.21
					Vendor Total:	502.21
					Fund Total:	169,816.39
20	Recreation					
00019	Alarm Detection Systems					
Toohy & Rathje Alarm Monitoring Aug-Oct 20		242342	145040-1045	074.07.2024	20-101-000-52-5211-000C	378.00
Lincoln Alarm Monitoring Aug-Oct 2024		242342	145040-1045	074.07.2024	20-101-112-52-5211-0000	204.00
Community Center Alarm Monitoring Aug-Oct 2		242342	145040-1045	074.07.2024	20-101-220-52-5211-000C	225.00
Central Athletic Complex Alarm Monitoring Aug		242342	145040-1045	074.07.2024	20-101-225-52-5211-000C	189.00
Northside Pool Alarm Monitoring Aug-Oct 2024		242342	145040-1045	074.07.2024	20-101-231-52-5211-000C	189.00
Clocktower Alarm Monitoring Aug-Oct 2024		242342	145040-1045	074.07.2024	20-101-303-52-5211-000C	162.00
Mary Lubko Center Alarm Monitoring Aug-Oct		242342	145040-1045	074.07.2024	20-101-304-52-5211-000C	162.00
					Vendor Total:	1,509.00
00041	Anderson Lock					
Padlocks		242343	1150634	074.07.2024	20-101-231-53-5302-000C	95.75
					Vendor Total:	95.75
00042	Anderson Elevator Co.					
CC Elevator Maintenance July 2024		242171	INV-89818-X1G8	072.07.2024	20-101-220-52-5211-000C	204.00
CAC Elevator Maintenance July 2024		242171	INV-89819-Z3M9	072.07.2024	20-101-225-52-5211-000C	206.00
					Vendor Total:	410.00
00057	Armbrust Plumbing & Air Conditioning Inc.					
CC Locker Room Drain		242263	67433266	073.07.2024	20-101-232-52-5210-000C	792.00
Restroom Backed Up Cleared Line		242263	67990296	073.07.2024	20-101-232-52-5210-000C	839.65
RPZ Repair Water Flow Restriction		242263	68050304	073.07.2024	20-101-232-52-5210-000C	1,513.70
					Vendor Total:	3,145.35
00068	AT&T Mobility					
536-4138 V. Beyer 061824-071724		242496	877051597_0724	081.08.2024	20-000-200-52-5265-000C	75.30
346-5702 M. Wrobel 061824-071724		242496	877051597_0724	081.08.2024	20-000-203-52-5265-000C	50.11
346-9428 J. Martinson 061824-071724		242496	877051597_0724	081.08.2024	20-220-207-52-5265-000C	75.30
768-2406 WPD Wagner 061824-071724		242496	877051597_0724	081.08.2024	20-101-220-52-5265-000C	50.10
885-4579 D. Shee 061824-071724		242496	877051597_0724	081.08.2024	20-101-000-52-5265-000C	50.09
885-4684 W. Russell 061824-071724		242496	877051597_0724	081.08.2024	20-222-232-52-5265-000C	50.10
605-1287 Athletics 061824-071724		242496	877051597_0724	081.08.2024	20-000-205-52-5265-000C	75.30
414-0027 M. Wilhelmi 061824-071724		242496	877051597_0724	081.08.2024	20-000-415-52-5265-000C	75.30
251-0735 MLC Travel 061824-071724		242496	877051597_0724	081.08.2024	20-000-304-52-5265-000C	50.11
232-9893 Hot Spot 3 Athletics 061824-071724		242496	877051597_0724	081.08.2024	20-000-205-52-5265-000C	43.23
232-9894 Hot Spot 2 PFFC 061824-071724		242496	877051597_0724	081.08.2024	20-350-302-52-5265-000C	43.23
234-1813 Chad S 061824-071724		242496	877051597_0724	081.08.2024	20-000-200-52-5265-000C	75.30
251-7649 Recreation Tablet 22 061824-071724		242496	877051597_0724	081.08.2024	20-000-200-52-5265-000C	23.24

Fund	Description	Vendor No	Vendor Name	Line Item Description	Check No	Invoice Number	Batch Number	GL Account Number	Amount
				251-0972 Kelly N 061824-071724	242496	877051597_0724	081.08.2024	20-220-207-52-5265-000C	75.30
				234-5738 Athletics Camp 061824-071724	242496	877051597_0724	081.08.2024	20-000-203-52-5265-000C	75.30
				703-8577 Camp Good Times 061824-071724	242496	877051597_0724	081.08.2024	20-220-207-52-5265-000C	75.29
				871-1926 Camp Illini 061824-071724	242496	877051597_0724	081.08.2024	20-220-207-52-5265-000C	75.29
				871-1897 Camp Blackhawk 061824-071724	242496	877051597_0724	081.08.2024	20-220-207-52-5265-000C	75.29
				234-3260 Camp IDK 061824-071724	242496	877051597_0724	081.08.2024	20-220-207-52-5265-000C	75.30
				234-3791 Camp No Name 061824-071724	242496	877051597_0724	081.08.2024	20-220-207-52-5265-000C	75.30
				234-7531 Camp Mean Green 061824-071724	242496	877051597_0724	081.08.2024	20-220-207-52-5265-000C	75.30
				234-2504 Camp Nature 4-6 061824-071724	242496	877051597_0724	081.08.2024	20-000-112-52-5265-000C	75.30
				251-2689 Camp Nature 7-9 061824-071724	242496	877051597_0724	081.08.2024	20-000-112-52-5265-000C	75.30
				871-1362 Camp Adventure 061824-071724	242496	877051597_0724	081.08.2024	20-000-112-52-5265-000C	75.29
				251-7369 Max Y 061824-071724	242496	877051597_0724	081.08.2024	20-222-232-52-5265-000C	50.11
Vendor Total:									1,615.08
00192	City of Wheaton			Junior Officer Training Camp Fees	242355	513137	074.07.2024	20-220-208-52-5280-888C	240.00
				June Board Meeting	242271	513138	073.07.2024	20-000-000-54-5401-000C	101.67
				Rathje Park 070124-093024	242181	WH6225_0924	072.07.2024	20-101-000-52-5211-000C	255.00
				Zamboni Storage 070124-093024	242181	WH6226_0924	072.07.2024	20-101-225-52-5211-000C	255.00
				Northside Pool 070124-093024	242181	WH6460_0924	072.07.2024	20-222-231-52-5210-000C	255.00
				Toohey Park 070124-093024	242181	WH6609_0924	072.07.2024	20-101-000-52-5211-000C	255.00
				Clocktower Commons 070124-093024	242181	WH6653_0924	072.07.2024	20-101-303-52-5211-000C	255.00
				Community Ctr 070124-093024	242181	WH6745_0924	072.07.2024	20-101-220-52-5211-000C	255.00
				Community Cntr Annex 070124-093024	242181	WH6788_0924	072.07.2024	20-101-234-52-5211-000C	255.00
				Central Athletic 070124-093024	242181	WH6948_0924	072.07.2024	20-101-225-52-5211-000C	255.00
				Lincoln Marsh 070124-093024	242181	WH6979_0924	072.07.2024	20-101-112-52-5211-000C	255.00
Vendor Total:									2,636.67
00193	City of Wheaton			Rathje Park 060724-070924	242356	0007650000_0724	074.07.2024	20-000-000-52-5264-000C	22.29
				Graf Park/Monroe 060624-070824	242356	0034005200_0724	074.07.2024	20-000-000-52-5264-000C	20.89
				Graf Pk/Monroe 060624-070824	242356	0034005300_0724	074.07.2024	20-000-000-52-5264-000C	106.25
				Northside Pool 060624-070824	242356	0052890000_0724	074.07.2024	20-222-231-52-5264-000C	2,031.90
				Northside Pool 060624-070824	242356	0052890100_0724	074.07.2024	20-222-231-52-5264-000C	3,621.36
				Boy Scout Cabin 060624-070824	242356	0052910000_0724	074.07.2024	20-000-000-52-5264-000C	22.29
				Toohey Park 060724-070924	242356	0212470900_0724	074.07.2024	20-000-000-52-5264-000C	137.05
				Atten Park 060724-070924	242356	0280800000_0724	074.07.2024	20-000-000-52-5264-000C	67.29
				Atten Park 060724-070924	242356	0280840800_0724	074.07.2024	20-000-000-52-5264-000C	170.36
				Central Athletic Complex 060624-070824	242356	0366180000_0724	074.07.2024	20-220-225-52-5264-000C	73.50
				Central Athletic Complex 060624-070824	242356	0366190000_0724	074.07.2024	20-220-225-52-5264-000C	207.76
				Clocktower Commons 060624-070824	242356	0367030000_0724	074.07.2024	20-350-303-52-5264-000C	149.45
				Zamboni Storage 060624-070824	242356	0375250000_0724	074.07.2024	20-220-225-52-5264-000C	63.05
				Mary Lubko Center 060624-070824	242356	0417780000_0724	074.07.2024	20-000-304-52-5264-000C	77.45
				Blanchard Building 060724-070924	242356	0443150000_0724	074.07.2024	20-224-234-52-5264-000C	163.85
				Rice Pool 060724-070924	242356	0443170000_0724	074.07.2024	20-222-232-52-5264-000C	17,121.26
				Rice Pool 060724-070924	242356	0443170100_0724	074.07.2024	20-222-232-52-5264-000C	1,793.70
				Rice Pool 060724-070924	242356	0443170200_0724	074.07.2024	20-222-232-52-5264-000C	662.66
Vendor Total:									26,512.36
00219	Direct Fitness Solutions			Equipment Cleaner	242431	0203394-IN	075.07.2024	20-350-302-53-5306-000C	994.00
Vendor Total:									994.00
00243	DuPage County Public Works			Blanchard Building 040524-060724	242366	15517523_0624	074.07.2024	20-224-234-52-5264-000C	146.20
				Rice Pool 040524-060724	242366	15517525_0624	074.07.2024	20-222-232-52-5264-000C	9,104.89
				Bathhouse 040624-060724	242366	15517528_0624	074.07.2024	20-222-232-52-5264-000C	508.90

Fund	Description	Vendor No	Vendor Name	Line Item Description	Check No	Invoice Number	Batch Number	GL Account Number	Amount
	Bathhouse 040524-060724				242366	15520668_0624	074.07.2024	20-222-232-52-5264-000C	267.10
								Vendor Total:	10,027.09
00287	Egan, Rebecca			Mileage Reimbursement 050224-061824	242280	061824	073.07.2024	20-000-112-54-5422-000C	18.16
								Vendor Total:	18.16
00323	Government Navigation Group			Consulting Services for March 2024	242515	1704	081.08.2024	20-000-000-52-5205-000C	1,333.33
				Consulting Services for April 2024	242515	1739	081.08.2024	20-000-000-52-5205-000C	1,333.33
				Consulting Services for May 2024	242515	1787	081.08.2024	20-000-000-52-5205-000C	1,333.33
				Consulting Services for June 2024	242515	2041	081.08.2024	20-000-000-52-5205-000C	1,333.33
				Consulting Services for February 2024	242515	2075	081.08.2024	20-000-000-52-5205-000C	1,333.33
				Consulting Services for January 2024	242515	2102	081.08.2024	20-000-000-52-5205-000C	1,333.33
				Consulting Services for July 2024	242515	2114	081.08.2024	20-000-000-52-5205-000C	1,333.33
								Vendor Total:	9,333.31
00334	Gordon Food Service			Customer Rebate	242441	1028323	075.07.2024	20-222-232-53-5328-000C	-106.09
				Rice Food Product	242200	9011533037	072.07.2024	20-222-232-53-5328-000C	852.50
				Concession Supplies	242283	9011766771	073.07.2024	20-222-232-53-5329-000C	267.46
				Food for Concessions	242283	9011766771	073.07.2024	20-222-232-53-5328-000C	1,511.74
				Rice Food Product	242441	9012002975	075.07.2024	20-222-232-53-5328-000C	1,118.89
				Rice Food for Concession	242441	9012231172	075.07.2024	20-222-232-53-5328-000C	371.73
				Rice Staff Appreciation	242441	9012231172	075.07.2024	20-222-232-53-5302-000C	64.64
				Rice Supplies	242200	960099631	072.07.2024	20-222-232-53-5329-000C	120.06
				Rice Food Product	242200	960099631	072.07.2024	20-222-232-53-5328-000C	609.95
				Northside Food Product	242200	960099835	072.07.2024	20-222-231-53-5328-000C	674.89
				Rice Food Product	242375	960100214	074.07.2024	20-222-232-53-5328-000C	414.75
				Rice Food Supplies	242375	960100214	074.07.2024	20-222-232-53-5329-000C	312.83
				Rice Food Product	242375	960100382	074.07.2024	20-222-232-53-5328-000C	200.72
				Rice Supplies	242375	960100382	074.07.2024	20-222-232-53-5329-000C	62.27
				Rice Food Product	242441	960100483	075.07.2024	20-222-232-53-5328-000C	238.38
								Vendor Total:	6,714.72
00335	W W Grainger Inc			Multi Turn Faucet	242329	9167654772	073.07.2024	20-101-232-53-5311-000C	158.02
				Wall Mount Fan	242406	9170272224	074.07.2024	20-101-231-53-5313-000C	49.22
				Pump Line	242483	9177929586	075.07.2024	20-101-231-53-5311-000C	20.20
				Plumbing Supplies	242551	9185719227	081.08.2024	20-101-232-53-5311-000C	158.02
								Vendor Total:	385.46
00336	All American Sports Corp			Rams Tackle Supplies	242493	60512301	081.08.2024	20-221-222-53-5302-000C	20,191.25
				Helmet Rams Tackle 2024	242414	952129964	075.07.2024	20-221-222-53-5340-000C	330.20
								Vendor Total:	20,521.45
00386	Hagg Press Inc			Fall Guide Printing	242442	120823	075.07.2024	20-000-415-52-5235-000C	3,181.00
								Vendor Total:	3,181.00
00389	Lynette Havelka			Mileage Reimbursement for June 2024	242297	063024	073.07.2024	20-224-220-54-5422-000C	32.16
								Vendor Total:	32.16
00391	HALOGEN SUPPLY COMPANY			Water Clarifier	242204	00616480	072.07.2024	20-101-232-53-5335-000C	493.50

Fund Description
Vendor No Vendor Name

Line Item Description	Check No	Invoice Number	Batch Number	GL Account Number	Amount
Water Clarifier	242204	00616480	072.07.2024	20-101-231-53-5335-000C	211.50
Pool Testing Chemicals	242285	00617315	073.07.2024	20-101-232-53-5335-000C	176.13
Pool Testing Chemicals	242285	00617315	073.07.2024	20-101-231-53-5335-000C	75.48
Pool Putty	242285	00617316	073.07.2024	20-101-232-53-5302-000C	170.27
Pool Putty	242285	00617316	073.07.2024	20-101-231-53-5302-000C	72.97
Pool Clarifier	242443	00617780	075.07.2024	20-101-232-53-5335-000C	817.20
Pool Clarifier	242443	00617780	075.07.2024	20-101-231-53-5335-000C	544.80
Vendor Total:					2,561.85
00406	Commonwealth Edison				
Lincoln Ave 061824-071824	242423	1168888000_0724	075.07.2024	20-000-112-52-5260-000C	170.60
1753 S. Blanchard CC Annex 053124-070124	242185	8811654000_0724	072.07.2024	20-224-234-52-5260-000C	673.31
1753 S. Blanchard CC Annex 07/01/24-07/31/24	242503	8811654000_0724.2	081.08.2024	20-224-234-52-5260-000C	887.93
Vendor Total:					1,731.84
00417	Constellation NewEnergy Inc				
Seven Gables Barn 053124-070124	242189	0164589434_0724	072.07.2024	20-000-000-52-5260-000C	45.52
Boy Scout Cabin 061824-071824	242426	1592935669_0724	075.07.2024	20-000-000-52-5260-000C	67.57
Rathje Park 061724-071724	242426	1844643491_0724	075.07.2024	20-000-000-52-5260-000C	209.68
Toohey Park 061424-071624	242361	3060201628_0724	074.07.2024	20-000-000-52-5260-000C	669.12
Northside Pool 061824-071824	242426	4385105356_0724	075.07.2024	20-222-231-52-5260-000C	3,406.05
Graf Park/Monroe 061324-071524	242505	4628035955_0724	081.08.2024	20-000-000-52-5260-000C	1,110.82
Northside Shelter 061824-071824	242426	4840401321_0724	075.07.2024	20-000-000-52-5260-000C	107.81
Graf Park/Monroe 061324-071524	242361	5780845263_0724	074.07.2024	20-000-000-52-5260-000C	64.76
Community Center 061324-071524	242426	6711329031_0724	075.07.2024	20-224-220-52-5260-000C	20,650.22
Rice Pool 061324-071524	242426	6711329031_0724	075.07.2024	20-222-232-52-5260-000C	6,883.41
Zamboni Storage 060424-070324	242189	6897686035_0724	072.07.2024	20-220-225-52-5260-000C	40.53
Clocktower Commons 061224-071224	242361	7280418152_0724	074.07.2024	20-350-303-52-5260-000C	275.75
Atten Park 061324-081524	242426	7352893714_0724	075.07.2024	20-000-000-52-5260-000C	1,481.06
Mary Lubko Center 061124-071124	242361	7390588872_0724	074.07.2024	20-000-304-52-5260-000C	824.15
Girl Scout Cabin 061824-071824	242426	7536396346_0724	075.07.2024	20-000-000-52-5260-000C	42.09
Central Athletic Complex 061224-071224	242361	9461295322_0724	074.07.2024	20-220-225-52-5260-000C	5,766.92
Vendor Total:					41,645.46
00418	Conserv FS Inc.				
Supplies	242188	6432950	072.07.2024	20-101-000-53-5349-000C	732.00
Vendor Total:					732.00
00453	ILLINOIS AMERICAN WATER CO.				
Lincoln Marsh 061324-071224	242379	10252100016956_07	074.07.2024	20-000-112-52-5264-000C	28.22
Vendor Total:					28.22
00475	Constellation Newenergy Gas Division LLC				
Rice Pool 060124-063024	242274	7718490000_0624	073.07.2024	20-222-232-52-5261-000C	1,880.46
Community Center 060124-063024	242274	7718490000_0624	073.07.2024	20-224-220-52-5261-000C	5,641.38
Vendor Total:					7,521.84
00481	IWSL				
Ill Womens Soccer League Registration Fees 202	242380	071224	074.07.2024	20-220-204-52-5280-4457	26,794.00
Vendor Total:					26,794.00
00485	Jeff Ellis and Associates Inc				
July Audit	242382	20122247	074.07.2024	20-222-232-52-5210-000C	1,450.00
Vendor Total:					1,450.00
00525	Kirhofers Sports Inc				
Uniforms and Softballs	242383	57425	074.07.2024	20-221-223-53-5340-000C	2,732.00

Fund	Description	Vendor No	Vendor Name	Line Item Description	Check No	Invoice Number	Batch Number	GL Account Number	Amount
				Rams Tackle 2024 Football Practice Jerseys	242383	58046	074.07.2024	20-221-222-53-5302-0000	5,040.00
				Flag Football Helmets 2024	242383	58196	074.07.2024	20-221-222-53-5301-4458	950.00
Vendor Total:									8,722.00
00541	First Student Inc.			Field Trip Bus	242197	SF-179717	072.07.2024	20-220-203-52-5280-3366	772.50
				Field Trip Bus	242197	SF-184535	072.07.2024	20-220-203-52-5280-3366	885.00
				Camp Bus - Brookfield Zoo	242434	SF-185788	075.07.2024	20-220-207-52-5280-7705	1,102.50
				Camp Bus - Brookfield Zoo	242434	SF-185788	075.07.2024	20-220-208-52-5280-8880	500.00
				Chartered Field Trip	242434	SF-193152	075.07.2024	20-220-203-52-5280-3366	386.25
				Camp Bus - Kane County Cougars	242434	SF-193166	075.07.2024	20-220-207-52-5280-7705	1,108.75
				Camp Bus - Kane County Cougars	242434	SF-193166	075.07.2024	20-220-208-52-5280-8880	500.00
				Charter for Field Trip to Enchanted Castle	242510	SF-197858	081.08.2024	20-220-203-52-5280-3366	367.50
Vendor Total:									5,622.50
00547	Layne Christensen Company			NS Pool Motor Repair	242384	2750044	074.07.2024	20-101-231-52-5211-0000	908.00
Vendor Total:									908.00
00565	Wheaton Lions Club			Lions Dues	242254	4742	072.07.2024	20-000-000-54-5425-0000	45.00
Vendor Total:									45.00
00680	Northern Illinois Gas Company			Northside Pool 061324-071524	242386	1760958462_0724	074.07.2024	20-222-231-52-5261-0000	909.25
				Blanchard Building 061024-071024	242303	7135908424_0724	073.07.2024	20-224-234-52-5261-0000	152.49
				Memorial Park Bandshell 061324-071524	242386	8157791522_0724	074.07.2024	20-000-000-52-5261-0000	53.27
Vendor Total:									1,115.01
00683	NISL			2023-2024 Wheaton United Players and Coaches	242218	062624	072.07.2024	20-220-204-52-5280-4457	1,524.00
Vendor Total:									1,524.00
00742	Pepsi Beverages Company			Rice Pepsi Vending	242388	00841555	074.07.2024	20-222-232-53-5351-0000	613.09
				Rice Pepsi Vending	242388	26018060	074.07.2024	20-222-232-53-5351-0000	-61.49
				Rice Pepsi Vending	242388	39697509	074.07.2024	20-222-232-53-5351-0000	-150.77
				Rice Fountain Drinks	242221	74948805	072.07.2024	20-222-232-53-5328-0000	427.68
				Northside Fountain Drinks	242221	74948805	072.07.2024	20-222-231-53-5328-0000	177.66
				Rice Bottled Drinks	242221	74948805	072.07.2024	20-222-232-53-5351-0000	588.66
				Rice CO2	242221	74948805	072.07.2024	20-222-232-53-5329-0000	377.00
Vendor Total:									1,971.83
00842	SCHAUMBURG ATHLETIC ASSOCIATION			Wheaton United Registrations for Schaumburg S	242235	062724	072.07.2024	20-220-204-52-5280-4457	4,876.50
				Wheaton United Soccerfest Registration #1139 &	242311	070924	073.07.2024	20-220-204-52-5280-4457	1,376.50
				Wheaton United Soccerfest Registrations 1436 &	242539	072724	081.08.2024	20-220-204-52-5280-4457	1,451.50
				Schaumburg Soccerfest 2024 U17 Registrations	242311	1119	073.07.2024	20-220-204-52-5280-4457	801.50
				Schaumburg Soccerfest 2024 U17 Registrations	242311	1120	073.07.2024	20-220-204-52-5280-4457	801.50
				Wheaton United Soccerfest Registration 1200	242472	1200	075.07.2024	20-220-204-52-5280-4457	651.50
				Wheaton United Soccerfest Registration 1209	242472	1209	075.07.2024	20-220-204-52-5280-4457	800.00
				Wheaton United Soccerfest Registration 1210	242472	1210	075.07.2024	20-220-204-52-5280-4457	800.00
				Wheaton United Soccerfest Registration 1255	242472	1255	075.07.2024	20-220-204-52-5280-4457	651.50
Vendor Total:									12,210.50
00899	Office of the State Fire Marshal			Boiler Inspection Rice	242304	9696569	073.07.2024	20-101-232-52-5210-0000	210.00

Fund Description
Vendor No Vendor Name

Line Item Description	Check No	Invoice Number	Batch Number	GL Account Number	Amount
Boiler Inspection Community Center	242304	9696569	073.07.2024	20-101-220-52-5210-000C	490.00
NS Pool Boiler Inspection	242527	9697465	081.08.2024	20-101-231-52-5210-000C	300.00
Vendor Total:					1,000.00
00942 Terrace Supply Company					
Rice Pool Chemicals	242241	0001060678	072.07.2024	20-101-232-53-5335-000C	156.60
Northside Pool Chemicals	242241	0001060679	072.07.2024	20-101-231-53-5335-000C	67.86
Rice Pool Chemicals	242544	0001061569	081.08.2024	20-101-232-53-5335-000C	161.82
Northside Pool Chemicals	242544	0001061570	081.08.2024	20-101-231-53-5335-000C	83.52
Northside Pool Chemicals	242241	0071043284	072.07.2024	20-101-231-53-5335-000C	120.26
Rice Pool Chemicals	242241	0071045883	072.07.2024	20-101-232-53-5335-000C	208.02
Northside Pool Chemicals	242241	0071045884	072.07.2024	20-101-231-53-5335-000C	120.26
Rice Pool Chemicals	242241	0071046225	072.07.2024	20-101-232-53-5335-000C	208.02
Rice Pool Chemicals	242241	0071046837	072.07.2024	20-101-232-53-5335-000C	295.78
Northside Pool Chemicals	242241	0071046839	072.07.2024	20-101-231-53-5335-000C	208.02
Northside Pool Chemicals	242316	0071047071	073.07.2024	20-101-231-53-5335-000C	120.26
Rice Pool Chemicals	242316	0071047245	073.07.2024	20-101-232-53-5335-000C	295.78
Northside Pool Chemicals	242398	0071047672	074.07.2024	20-101-231-53-5335-000C	120.26
Rice Pool Chemicals	242398	0071047673	074.07.2024	20-101-232-53-5335-000C	295.78
Rice Pool Chemicals	242398	0071048028	074.07.2024	20-101-232-53-5335-000C	295.78
Northside Pool Chemicals	242398	0071048029	074.07.2024	20-101-231-53-5335-000C	120.26
Rice Pool Chemicals	242477	0071048313	075.07.2024	20-101-232-53-5335-000C	208.02
Rice Pool Chemicals	242477	0071048693	075.07.2024	20-101-232-53-5335-000C	208.02
Northside Pool Chemicals	242477	0071048694	075.07.2024	20-101-231-53-5335-000C	120.26
Northside Pool Chemicals	242544	0071048995	081.08.2024	20-101-231-53-5335-000C	208.02
Rice Pool Chemicals	242544	0071049068	081.08.2024	20-101-232-53-5335-000C	295.78
Northside Pool Chemicals	242477	0071408314	075.07.2024	20-101-231-53-5335-000C	208.02
Vendor Total:					4,126.40
01010 VILLAGE OF HINSDALE					
Conference Ribbons	242482	072424	075.07.2024	20-222-231-53-5306-000C	441.26
Conference Meet Dues	242482	072424	075.07.2024	20-222-231-52-5210-000C	400.00
Vendor Total:					841.26
01017 Walmart Community					
Camp Supplies	242552	1656913425	081.08.2024	20-220-207-53-5301-7734	2.68
Camp Supplies	242552	1656913425	081.08.2024	20-220-207-53-5301-7776	11.96
Camp Supplies	242552	1656913425	081.08.2024	20-220-207-53-5301-7705	216.33
Camp Supplies	242552	1656913425	081.08.2024	20-220-207-53-5301-7775	107.01
Camp Supplies	242552	1656913425	081.08.2024	20-220-208-53-5301-888C	88.06
Vendor Total:					426.04
01023 Waste Management of Illinois Inc					
Rice Pool 070124-073124	242330	12272113008_0724	073.07.2024	20-222-232-52-5263-000C	84.08
Community Center 070124-073124	242330	12272113008_0724	073.07.2024	20-224-220-52-5263-000C	298.09
Manchester Park 060124-063024	242253	207653823005_0624	072.07.2024	20-000-000-52-5263-000C	1,625.84
Toohey Drainage Project	242330	4294308-2011-9	073.07.2024	20-101-000-52-5210-000C	2,498.86
Vendor Total:					4,506.87
01043 Wheaton Sanitary District					
Mary Lubko Center 050624-060624	242256	020309000_0624	072.07.2024	20-000-304-52-5264-000C	29.34
Mary Lubko Center 060624-070824	242555	020309000_0724	081.08.2024	20-000-304-52-5264-000C	25.25
Clocktower Commons 050624-060624	242256	021723000_0624	072.07.2024	20-350-303-52-5264-000C	57.93
Clocktower Commons 060624-070824	242555	021723000_0724	081.08.2024	20-350-303-52-5264-000C	66.10
Northside Pool 050624-060624	242256	023365000_0624	072.07.2024	20-222-231-52-5264-000C	1,364.92
Northside Pool 060624-070824	242555	023365000_0724	081.08.2024	20-222-231-52-5264-000C	1,164.79
Northside Pool 050624-060624	242256	023367000_0624	072.07.2024	20-222-231-52-5264-000C	723.68

Fund	Description	Vendor No	Vendor Name	Line Item Description	Check No	Invoice Number	Batch Number	GL Account Number	Amount
	Northside Pool 060624-070824				242555	023367000_0724	081.08.2024	20-222-231-52-5264-000C	2,447.28
	Rathje Park 050724-060724				242256	028831000_0624	072.07.2024	20-000-000-52-5264-000C	21.17
	Rathje Park 060724-070924				242555	028831000_0724	081.08.2024	20-000-000-52-5264-000C	17.08
	Toohey Park 050724-060724				242256	032977000_0624	072.07.2024	20-000-000-52-5264-000C	76.15
	Toohey Park 060724-070924				242555	032977000_0724	081.08.2024	20-000-000-52-5264-000C	76.15
	Central Athletic Complex 050624-060624				242256	043486000_0624	072.07.2024	20-220-225-52-5264-000C	37.51
	Central Athletic Complex 060624-070824				242555	043486000_0724	081.08.2024	20-220-225-52-5264-000C	37.51
	Central Althletic Gym 050624-060624				242256	043487000_0624	072.07.2024	20-220-225-52-5264-000C	37.51
	Central Althletic Gym 060624-070824				242555	043487000_0724	081.08.2024	20-220-225-52-5264-000C	53.84
	Lincoln Marsh Fountain 051024-061224				242256	045786000_0624	072.07.2024	20-000-112-52-5264-000C	13.00
	Lincoln Marsh Fountain 061224-071224				242555	045786000_0724	081.08.2024	20-000-112-52-5264-000C	13.00
	Boy Scout Cabin 050624-060624				242256	045957000_0624	072.07.2024	20-000-000-52-5264-000C	13.00
	Boy Scout Cabin 060624-070824				242555	045957000_0724	081.08.2024	20-000-000-52-5264-000C	13.00
	Zamboni Storage 050624-060624				242256	049517000_0624	072.07.2024	20-220-225-52-5264-000C	13.00
	Zamboni Storage 060624-070824				242555	049517000_0724	081.08.2024	20-220-225-52-5264-000C	17.08
								Vendor Total:	6,318.29
01081	YOUNG REMBRANDTS								
	Art Class 06/05/24-06/06/24				242488	2271	075.07.2024	20-220-201-52-5280-113C	950.00
	Art Class 06/12/24-06/13/24				242488	2272	075.07.2024	20-220-201-52-5280-113C	300.00
								Vendor Total:	1,250.00
01120	Holy Cow Sports Inc.								
	Baseball RWB Trophies				242447	240912	075.07.2024	20-221-223-53-5319-477€	3,988.00
								Vendor Total:	3,988.00
02460	IWM Corporation								
	CC Monthly Water Treatment				242518	26070	081.08.2024	20-101-220-52-5211-000C	415.00
								Vendor Total:	415.00
03719	National Engravers Inc								
	Park Pursuit Plaques				242217	110595	072.07.2024	20-000-205-53-5302-000C	48.50
								Vendor Total:	48.50
03743	Varsity Spirit Fashions & Supplies LLC								
	Varsity Rams Cheer Shoes 2024				242548	80006247	081.08.2024	20-221-221-53-5350-000C	16,464.15
								Vendor Total:	16,464.15
03754	Comcast Cable								
	Community Center 080124-083124				242422	87712004762650_0€	075.07.2024	20-224-220-52-5262-000C	4.20
	Admin IP Services 072624-082524				242422	87712047315272_0€	075.07.2024	20-224-220-52-5262-000C	212.85
	Central Athletic Center 071624-081524				242272	87712047361631_0€	073.07.2024	20-101-225-52-5262-000C	114.85
	Mary Lubko Center 071924-081824				242422	87712047526787_0€	075.07.2024	20-000-304-52-5262-000C	119.85
	Lincoln Marsh 071824-081724				242272	87712047527272_0€	073.07.2024	20-000-112-52-5262-000C	119.85
	Clocktower Commons 071124-081024				242272	87712047624798_0€	073.07.2024	20-350-303-52-5262-000C	109.85
	Northside Pool 071124-081024				242272	87712047626371_0€	073.07.2024	20-222-231-52-5262-000C	109.85
	Central Athletic Complex 071124-081024				242272	87712047708096_0€	073.07.2024	20-220-225-52-5262-000C	241.85
	CC Annex 070224-080124				242272	87712047989258_0€	073.07.2024	20-224-234-52-5262-000C	101.95
								Vendor Total:	1,135.10
03913	Brymax Enterprises Inc.								
	Rice Dippin Dots				242175	166593	072.07.2024	20-222-232-53-5328-000C	664.70
	Northside Dippin Dots				242175	166594	072.07.2024	20-222-231-53-5328-000C	496.80
	Northside Dippin Dots				242419	166597n	075.07.2024	20-222-231-53-5328-000C	386.40
	Northside Dippin Dots				242175	215607	072.07.2024	20-222-231-53-5328-000C	331.20
	Rice Dippin Dots				242175	215608	072.07.2024	20-222-232-53-5328-000C	220.80
	Rice Dippin Dots				242175	215623	072.07.2024	20-222-232-53-5328-000C	441.60

Fund **Description**
Vendor No **Vendor Name**

Line Item Description	Check No	Invoice Number	Batch Number	GL Account Number	Amount
Rice Dippin Dots	242347	215636	074.07.2024	20-222-232-53-5328-000C	662.40
Northside Dippin Dots	242347	215637	074.07.2024	20-222-231-53-5328-000C	496.80
Rice Dippin Dots	242347	215650	074.07.2024	20-222-232-53-5328-000C	662.40
Rice Dippin Dots	242419	WR72224	075.07.2024	20-222-232-53-5328-000C	496.80
Vendor Total:					4,859.90
04054 Dunham Woods Farms Inc.					
Horsemanship Class	242279	1325	073.07.2024	20-220-208-52-5280-882C	1,096.00
Vendor Total:					1,096.00
04296 Culligan DuPage Soft Water Service Inc					
Drinking Water July 2024	242506	261966_0724W	081.08.2024	20-224-220-53-5302-000C	76.89
Water Cooler Rental August 2024	242506	261966_0824R	081.08.2024	20-224-220-52-5220-000C	12.00
Water Cooler Rental August 2024	242506	261982_0824R	081.08.2024	20-000-304-52-5220-000C	6.00
Drinking Water July 2024	242506	261990_0724W	081.08.2024	20-000-112-53-5302-000C	48.93
Water Cooler Rental August 2024	242506	261990_0824R	081.08.2024	20-000-112-52-5220-000C	6.00
Vendor Total:					149.82
04357 Richter, Bret					
Midwest Conference Referees for Wheaton Unit	242230	070124	072.07.2024	20-220-204-52-5280-4457	170.00
Vendor Total:					170.00
04609 Hawkins Inc.					
Rice Pool Chemicals	242287	6762643	073.07.2024	20-101-232-53-5335-000C	762.12
NS Pool Chemicals	242287	6767496	073.07.2024	20-101-231-53-5335-000C	5,745.33
Vendor Total:					6,507.45
04857 Official Finders, LLC					
Wheaton United Invitational Referee	242219	25292	072.07.2024	20-220-204-52-5280-4465	15,799.00
Umpires - Inv# 26599	242219	26599	072.07.2024	20-221-223-52-5281-000C	560.00
Umpires - Inv# 26609	242219	26609	072.07.2024	20-221-223-52-5281-000C	415.00
Umpires - Inv# 26773	242305	26773	073.07.2024	20-221-223-52-5281-000C	320.00
Umpires - Inv# 26832	242305	26832	073.07.2024	20-221-223-52-5281-000C	85.00
Umpires - Inv# 26938	242387	26938	074.07.2024	20-221-223-52-5281-000C	250.00
Umpires - Inv# 26939	242387	26939	074.07.2024	20-221-223-52-5281-000C	160.00
Umpires - Inv# 27101	242528	27101	081.08.2024	20-221-223-52-5281-000C	680.00
Vendor Total:					18,269.00
05068 Chicago Classic Coach LLC					
Bus Transportation for Trip to Navy Pier on 6-26	242270	28400	073.07.2024	20-220-304-52-5280-5522	1,409.00
Bus Transportation for MLC Day Trip Chicago F	242353	28469	074.07.2024	20-220-304-52-5280-5522	1,219.00
Vendor Total:					2,628.00
05234 The Perfect Swing Inc.					
Uniform	242319	9638	073.07.2024	20-221-223-53-5302-000C	35.00
Rams Football Cones/Coaches Bags 2024	242478	9758	075.07.2024	20-221-222-53-5302-000C	616.00
Vendor Total:					651.00
05261 Hi Fi Events Inc.					
2024 Sound and Lighting	242288	WPD06302024	073.07.2024	20-000-416-52-5241-1905	8,400.00
Vendor Total:					8,400.00
05319 Rotary Club of Central DuPage AM					
Rotary Dues July thru Sept	242394	0962	074.07.2024	20-000-000-54-5425-000C	265.00
Vendor Total:					265.00

Fund Description
Vendor No Vendor Name

Line Item Description	Check No	Invoice Number	Batch Number	GL Account Number	Amount
05348 Illinois Youth Soccer Association					
Wheaton United 2007G Registration 08/02/24-1	242291	071124	073.07.2024	20-220-204-52-5280-4457	200.00
Wheaton United State & President Cup Registrat	242291	2006 Academy24	073.07.2024	20-220-204-52-5280-4457	1,000.00
Wheaton United State & President Cup Registrat	242291	2007G Academy24	073.07.2024	20-220-204-52-5280-4457	1,000.00
Wheaton United State & President Cup Registrat	242291	2008G Academy24	073.07.2024	20-220-204-52-5280-4457	1,000.00
Junior Cup Registration 2024	242208	6307119	072.07.2024	20-220-204-52-5280-4457	675.00
Wheaton United Midwest Conf Qualifier Registr	242291	6377646	073.07.2024	20-220-204-52-5280-4457	450.00
Wheaton United Jr Cup Registration 08/27/24-1	242291	6381259	073.07.2024	20-220-204-52-5280-4457	675.00
Illinois State Premiership Registration 08/02/24-	242208	Fall 2024	072.07.2024	20-220-204-52-5280-4457	200.00
Vendor Total:					5,200.00
05430 B1 & C1					
1st Session Summer Camp 2024	242266	PD06172024	073.07.2024	20-220-203-52-5280-3361	4,057.20
2nd Session Summer Camp 2024	242266	PD062424	073.07.2024	20-220-203-52-5280-3361	2,278.50
Vendor Total:					6,335.70
05540 Performance Chemical & Supply					
Laundry Detergent	242389	304947	074.07.2024	20-350-302-53-5316-000C	283.08
Cleaning Supplies	242389	304947	074.07.2024	20-101-220-53-5316-000C	2,188.08
Vendor Total:					2,471.16
05765 Luetkehans, Phillip					
Cosley Parking Lot Services through 06/10/24	242296	11	073.07.2024	20-000-000-52-5207-000C	3,074.93
General Matters Services through 06/10/24	242296	83	073.07.2024	20-000-000-52-5207-000C	917.00
Vendor Total:					3,991.93
05944 Rebel Athletic Inc.					
Rams Cheer Additional Skirt 2024	242227	SO-32870018	072.07.2024	20-221-221-53-5301-4614	54.00
Rams Cheer - Practice Uniforms 2024	242391	SO-33158813	074.07.2024	20-221-221-53-5330-000C	8,318.72
Vendor Total:					8,372.72
06002 Youth Tech Inc					
Computer Camp	242335	7822	073.07.2024	20-220-208-52-5280-8821	1,065.90
Computer Class/Arcade Games 07/15/24-07/18/	242489	7869	075.07.2024	20-220-208-52-5280-8821	1,980.00
Vendor Total:					3,045.90
06121 Zoro Tools Inc					
CC Steam Generator	242337	INV14462915	073.07.2024	20-101-220-53-5312-000C	142.24
Vendor Total:					142.24
06195 The Cheer Shoppe Inc					
Rams Cheer Competition Bows 2024	242243	3313	072.07.2024	20-221-221-53-5350-000C	5,420.00
Vendor Total:					5,420.00
06201 Young Sportsmens Soccer League					
Wheaton United YSSL Fall 2024 Team Registrat	242409	071724	074.07.2024	20-220-204-52-5280-4457	17,225.00
Vendor Total:					17,225.00
06228 Voyant Communications					
Lincoln Marsh 070124-073124	242252	0030832240701	072.07.2024	20-000-112-52-5262-000C	117.82
Programs 070124-073124	242252	0030832240701	072.07.2024	20-220-000-52-5262-000C	105.73
Parks Plus Fitness 070124-073124	242252	0030832240701	072.07.2024	20-350-302-52-5262-000C	129.90
Mary Lubko Center 070124-073124	242252	0030832240701	072.07.2024	20-000-304-52-5262-000C	75.52
Marketing 070124-073124	242252	0030832240701	072.07.2024	20-000-415-52-5262-000C	81.57
Athletics 070124-073124	242252	0030832240701	072.07.2024	20-220-203-52-5262-000C	75.52
Community Center 070124-073124	242252	0030832240701	072.07.2024	20-224-220-52-5262-000C	320.22

Fund	Description	Check No	Invoice Number	Batch Number	GL Account Number	Amount
Vendor No	Vendor Name					
Line Item Description		Check No	Invoice Number	Batch Number	GL Account Number	Amount
Rice Pool 070124-073124		242252	0030832240701	072.07.2024	20-222-232-52-5262-000C	105.74
CC Maintenance 070124-073124		242252	0030832240701	072.07.2024	20-101-000-52-5262-000C	18.12
Rec Dept 070124-073124		242252	0030832240701	072.07.2024	20-000-000-52-5262-000C	57.40
Clocktower Commons 070124-073124		242252	0030832240701	072.07.2024	20-350-303-52-5262-000C	33.23
Northside Pool 070124-073124		242252	0030832240701	072.07.2024	20-222-231-52-5262-000C	78.55
Leagues 070124-073124		242252	0030832240701	072.07.2024	20-220-204-52-5262-000C	92.14
Marketing 080124-083124		242550	0030832240801	081.08.2024	20-000-415-52-5262-000C	77.58
Athletics 080124-083124		242550	0030832240801	081.08.2024	20-220-203-52-5262-000C	71.84
Community Center 080124-083124		242550	0030832240801	081.08.2024	20-224-220-52-5262-000C	304.58
Leagues 080124-083124		242550	0030832240801	081.08.2024	20-220-204-52-5262-000C	87.64
Northside Pool 080124-083124		242550	0030832240801	081.08.2024	20-222-231-52-5262-000C	74.71
Rice Pool 080124-083124		242550	0030832240801	081.08.2024	20-222-232-52-5262-000C	100.57
CC Maintenance 080124-083124		242550	0030832240801	081.08.2024	20-101-000-52-5262-000C	17.24
Mary Lubko Center 080124-083124		242550	0030832240801	081.08.2024	20-000-304-52-5262-000C	71.83
Rec Dept 080124-083124		242550	0030832240801	081.08.2024	20-000-000-52-5262-000C	54.59
Clocktower Commons 080124-083124		242550	0030832240801	081.08.2024	20-350-303-52-5262-000C	31.61
Lincoln Marsh 080124-083124		242550	0030832240801	081.08.2024	20-000-112-52-5262-000C	112.07
Programs 080124-083124		242550	0030832240801	081.08.2024	20-220-000-52-5262-000C	100.57
Parks Plus Fitness 080124-083124		242550	0030832240801	081.08.2024	20-350-302-52-5262-000C	123.56
Vendor Total:						2,519.85
06250	LRS Holdings LLC					
Rice Pool 080124-083124		242454	47783.3CC_0824	075.07.2024	20-222-232-52-5263-000C	64.36
Community Center 080124-083124		242454	47783.3CC_0824	075.07.2024	20-224-220-52-5263-000C	228.17
Manchester Park 080124-083124		242454	47783.4 PSC_0824	075.07.2024	20-000-000-52-5263-000C	47.95
Vendor Total:						340.48
06253	Slaven, Maureen					
Mileage Reimbursement July 2024		242541	071724	081.08.2024	20-220-112-53-5301-661C	11.39
Vendor Total:						11.39
06308	Westlake Hardware Inc					
Building Supplies		242553	12510922	081.08.2024	20-101-220-53-5313-000C	8.77
Key		242553	12510963	081.08.2024	20-101-220-53-5313-000C	2.99
Building Supplies		242553	12511001	081.08.2024	20-101-220-53-5313-000C	7.59
Ant Spray		242553	12611595	081.08.2024	20-101-220-53-5313-000C	7.59
Building Supplies		242553	12611597	081.08.2024	20-101-220-53-5313-000C	8.99
Parks Supplies		242553	12611602	081.08.2024	20-101-232-53-5334-000C	53.15
Baseball Concession Supplies		242553	12611616	081.08.2024	20-221-223-53-5306-000C	86.74
Propane for Baseball		242553	12611617	081.08.2024	20-221-223-53-5306-000C	6.19
NS Pool Supplies		242553	12611629	081.08.2024	20-101-231-53-5302-000C	84.05
Rice Pool Supplies		242553	12611644	081.08.2024	20-101-232-53-5302-000C	26.99
Building Supplies		242553	12611646	081.08.2024	20-101-220-53-5313-000C	39.98
Building Supplies		242553	12611647	081.08.2024	20-101-220-53-5313-000C	12.55
Building Supplies		242553	12611649	081.08.2024	20-101-220-53-5313-000C	5.58
Building Supplies		242553	12611650	081.08.2024	20-101-220-53-5313-000C	25.96
Building Supplies		242553	12611651	081.08.2024	20-101-220-53-5313-000C	5.36
Spray Mop		242553	12611657	081.08.2024	20-101-220-53-5316-000C	32.99
Keys		242553	12611657	081.08.2024	20-101-220-53-5313-000C	8.97
Building Supplies		242553	12611666	081.08.2024	20-101-220-53-5313-000C	4.99
Building Supplies		242553	12611667	081.08.2024	20-101-220-53-5313-000C	55.60
Rice Pool Ant Traps		242553	12611678	081.08.2024	20-101-232-53-5302-000C	36.97
Respirator Cartridges		242553	12611701	081.08.2024	20-101-232-53-5347-000C	13.99
Respirator Cartridges		242553	12611701	081.08.2024	20-101-231-53-5347-000C	14.00
Vendor Total:						549.99
06392	Chicago Empire, FC					

Fund Description
Vendor No Vendor Name

Line Item Description	Check No	Invoice Number	Batch Number	GL Account Number	Amount
Puma Fall Classic Registration 10/18/24-10/20/2	242501	6545674	081.08.2024	20-220-204-52-5280-4457	720.00
				Vendor Total:	720.00
06437 Rovik, Allan					
Franklin Basketball Camp 07/08/24-07/12/24	242470	SIHAllanRovik#1	075.07.2024	20-220-203-52-5280-3373	1,871.10
				Vendor Total:	1,871.10
06438 Pergande, Jason					
Franklin Basketball Camp 07/08/24-07/12/24	242464	SIHJasonPergand	075.07.2024	20-220-203-52-5280-3373	1,871.10
				Vendor Total:	1,871.10
06441 Hellman, John					
Monroe Volleyball and Basketball	242445	SIHJohnHellman2	075.07.2024	20-220-203-52-5280-3373	3,832.62
				Vendor Total:	3,832.62
06455 Bonnamy, Ryan					
Franklin Basketball Camp 07/08/24-07/12/24	242418	SIHRyanBonnamy#	075.07.2024	20-220-203-52-5280-3373	1,871.10
				Vendor Total:	1,871.10
06542 Peerless Network Inc					
Recreation 071524-081424	242307	66174_0824	073.07.2024	20-000-000-52-5262-0000	272.93
				Vendor Total:	272.93
06544 Chess Wizards Inc.					
Chess Summer Camp	242179	7657	072.07.2024	20-220-208-52-5280-8821	1,600.00
				Vendor Total:	1,600.00
06555 Tumbling Times Inc.					
Summer 1st Session 2024	242247	24	072.07.2024	20-220-203-52-5280-3304	5,243.56
				Vendor Total:	5,243.56
06630 Buckeye International Inc.					
Foam Hand Wash	242348	90596176	074.07.2024	20-101-220-53-5316-0000	862.35
				Vendor Total:	862.35
06644 LaLonde Jr., Daniel					
Monroe Volleyball and Basketball	242451	SIHDanielLaLond	075.07.2024	20-220-203-52-5280-3373	3,832.62
				Vendor Total:	3,832.62
06674 Lingo Communications LLC					
CAC 060424-070324	242211	33976014	072.07.2024	20-220-203-52-5262-0000	59.36
Community Center 060424-070324	242211	33976014	072.07.2024	20-224-220-52-5262-0000	237.44
Lincoln Marsh 060424-070324	242211	33976014	072.07.2024	20-000-112-52-5262-0000	59.36
Mary Lubko Center 060424-070324	242211	33976014	072.07.2024	20-000-304-52-5262-0000	59.36
Northside Pool 060424-070324	242211	33976014	072.07.2024	20-222-231-52-5262-0000	59.36
Programs 060424-070324	242211	33976014	072.07.2024	20-220-000-52-5262-0000	118.72
Toohey/Safety City 060424-070324	242211	33976014	072.07.2024	20-000-000-52-5262-0000	59.36
CAC 070424-080324	242295	34016860	073.07.2024	20-220-203-52-5262-0000	59.36
Community Center 070424-080324	242295	34016860	073.07.2024	20-224-220-52-5262-0000	237.44
Lincoln Marsh 070424-080324	242295	34016860	073.07.2024	20-000-112-52-5262-0000	59.36
Mary Lubko Center 070424-080324	242295	34016860	073.07.2024	20-000-304-52-5262-0000	59.36
Northside Pool 070424-080324	242295	34016860	073.07.2024	20-222-231-52-5262-0000	59.36
Programs 070424-080324	242295	34016860	073.07.2024	20-220-000-52-5262-0000	118.72
Toohey/Safety City 070424-080324	242295	34016860	073.07.2024	20-000-000-52-5262-0000	59.36
				Vendor Total:	1,305.92

Fund	Description	Vendor No	Vendor Name	Check No	Invoice Number	Batch Number	GL Account Number	Amount
Line Item	Description			Check No	Invoice Number	Batch Number	GL Account Number	Amount
06704	Adolph Kiefer and Associates LLC							
	Fanny Packs			242338	INV001416454	074.07.2024	20-222-231-53-5306-000C	268.90
	Fanny Packs			242338	INV001416454	074.07.2024	20-222-232-53-5302-000C	300.00
							Vendor Total:	568.90
06706	E.J. Rohn Company							
	CAC Mats and Runners Cleaning			242367	0025371	074.07.2024	20-101-225-52-5211-000C	90.85
							Vendor Total:	90.85
06819	Language in Action, Inc.							
	Language Class 07/08/24-07/17/24			242453	072024	075.07.2024	20-220-208-52-5280-887E	52.00
							Vendor Total:	52.00
06851	Hot Shots Sports							
	Summer Camps June 2024			242378	3655	074.07.2024	20-220-203-52-5280-331C	8,639.40
							Vendor Total:	8,639.40
06864	Galaxy Soccer Club							
	Wheaton United Illinois Premier Showcase Regi 242438				6475265	075.07.2024	20-220-204-52-5280-4457	825.00
	Wheaton United Illinois Premier Showcase Regi 242438				6475361	075.07.2024	20-220-204-52-5280-4457	825.00
							Vendor Total:	1,650.00
06917	Midwest Strength and Performance, LLC							
	Strength 4 Kids May 2024			242214	00029302	072.07.2024	20-220-203-52-5280-334E	432.00
	Strength 4 Kids April 2024			242214	00029303	072.07.2024	20-220-203-52-5280-334E	576.00
							Vendor Total:	1,008.00
06928	Top Pick Sports Productions							
	USSSA IL State RWB			242324	62724 - RWB	073.07.2024	20-221-223-54-5404-477E	1,428.00
							Vendor Total:	1,428.00
06978	Chicagoland Whistles Inc.							
	3 on 3 Basketball 06/29/24			242180	1928	072.07.2024	20-220-225-52-5280-4402	114.00
							Vendor Total:	114.00
07009	Pinkelman, Mars							
	Mileage Reimbursement 06/06/24-07/24/24			242532	072524	081.08.2024	20-220-112-53-5301-661C	60.30
							Vendor Total:	60.30
07069	Hershey Creamery Company							
	Northside Ice Cream			242205	INVE0020579060	072.07.2024	20-222-231-53-5328-000C	391.32
	Northside Ice Cream			242377	INVE0020646095	074.07.2024	20-222-231-53-5328-000C	431.64
	Rice Ice Cream			242377	INVE0020646098	074.07.2024	20-222-232-53-5328-000C	557.88
	Clocktower Ice Cream			242377	INVE0020646098	074.07.2024	20-350-303-53-5328-000C	101.76
	Rice Ice Cream Product			242377	INVE0020676684	074.07.2024	20-222-232-53-5328-000C	452.70
	Rice Ice Cream			242446	INVE0020705008	075.07.2024	20-222-232-53-5328-000C	787.86
							Vendor Total:	2,723.16
07138	Evolution Soccer Club							
	Chicago Development Showcase 2024 Registrati 242195				062624	072.07.2024	20-220-204-52-5280-4457	1,750.00
	Wheaton United Registrations for Chgo Develop 242433				6438426	075.07.2024	20-220-204-52-5280-4457	695.00
	Wheaton United Registrations for Chgo Develop 242433				6439818	075.07.2024	20-220-204-52-5280-4457	695.00
	Chicago Development Showcase Registration 08 242507				6583835	081.08.2024	20-220-204-52-5280-4457	715.00
							Vendor Total:	3,855.00
07159	Xerox Corporation							

Fund Description
Vendor No Vendor Name

Line Item Description	Check No	Invoice Number	Batch Number	GL Account Number	Amount
Marketing 060724-070624	242257	0100160004001_072	072.07.2024	20-000-415-52-5211-0000	523.50
Marketing 070724-080624	242487	0100160004001_082	075.07.2024	20-000-415-52-5211-0000	523.50
Vendor Total:					1,047.00
07160 Aviles, Graciela					
Mileage Reimbursement for July 2024	242497	073124	081.08.2024	20-224-220-54-5422-0000	62.10
Mileage Reimbursement for June 2024	242265	093024	073.07.2024	20-224-220-54-5422-0000	34.51
Vendor Total:					96.61
07176 Cole, Diane H					
Ballroom Dance 05/21/24-06/18/24	242184	62124blrm	072.07.2024	20-220-202-52-5280-2258	160.00
Swing Dance 05/21/24-06/18/24	242184	62124swg	072.07.2024	20-220-202-52-5280-2258	160.00
Vendor Total:					320.00
07203 Right Call Umpire Services LLC					
RWB Umpires - Inv# 1051	242393	1051-1	074.07.2024	20-221-223-54-5404-4776	1,470.00
Vendor Total:					1,470.00
07244 Garvey's Office Products, Inc.					
Cleaning Supplies	242372	PINV2592362	074.07.2024	20-101-220-53-5316-0000	485.12
Vendor Total:					485.12
07250 Univar Solutions USA Inc.					
Rice Pool Chemicals	242249	52172583	072.07.2024	20-101-232-53-5335-0000	1,720.64
Rice Pool Chemicals	242249	52194923	072.07.2024	20-101-232-53-5335-0000	2,122.50
Northside Pool Chemicals	242249	52194924	072.07.2024	20-101-231-53-5335-0000	1,847.99
Rice Pool Chemicals	242249	52212502	072.07.2024	20-101-232-53-5335-0000	1,471.60
Northside Pool Chemicals	242249	52226526	072.07.2024	20-101-231-53-5335-0000	1,785.73
Rice Pool Chemicals	242249	52226527	072.07.2024	20-101-232-53-5335-0000	1,386.70
Rice Pool Chemicals	242400	52244918	074.07.2024	20-101-232-53-5335-0000	1,822.52
NS Pool Chemicals	242400	52263589	074.07.2024	20-101-231-53-5335-0000	2,150.80
Rice Pool Chemicals	242400	52263590	074.07.2024	20-101-232-53-5335-0000	1,698.00
NS Pool Chemicals	242547	52302421	081.08.2024	20-101-231-53-5335-0000	1,598.95
Rice Pool Chemicals	242547	52302422	081.08.2024	20-101-232-53-5335-0000	1,468.77
Vendor Total:					19,074.20
07255 U.S. Fire & Safety Equipment Co.					
Annual Maintenance	242546	522267	081.08.2024	20-101-000-52-5211-0000	500.00
Annual Maintenance	242546	522267	081.08.2024	20-101-112-52-5211-0000	100.00
Annual Maintenance	242546	522267	081.08.2024	20-101-220-52-5211-0000	683.92
Annual Maintenance	242546	522267	081.08.2024	20-101-225-52-5211-0000	150.00
Annual Maintenance	242546	522267	081.08.2024	20-101-303-52-5211-0000	50.00
Annual Maintenance	242546	522267	081.08.2024	20-101-304-52-5211-0000	150.00
Annual Maintenance	242546	522267	081.08.2024	20-101-232-52-5211-0000	100.00
Vendor Total:					1,733.92
07331 Ryan, Robert P.					
Adult Line Dance Class	242234	1006	072.07.2024	20-220-202-52-5280-2258	426.67
Vendor Total:					426.67
07347 Synergy SC Inc.					
Give N Go Charity Soccer Tournament 09/20/24	242543	13015242	081.08.2024	20-220-204-52-5280-4457	635.00
Vendor Total:					635.00
07442 Thomas Pump Co. Inc.					
Rice Pool Slide Pump Repair	242321	R1946	073.07.2024	20-101-232-52-5210-0000	3,678.00

Fund	Description	Vendor No	Vendor Name	Check No	Invoice Number	Batch Number	GL Account Number	Amount
							Vendor Total:	3,678.00
07465	Healy, Michelle							
	Franklin Volleyball			242444	SIHMichelleHeal	075.07.2024	20-220-203-52-5280-3373	3,490.08
							Vendor Total:	3,490.08
07469	Case Lots Inc							
	Toilet Paper			242269	25460	073.07.2024	20-101-000-53-5313-0000	74.88
	Toilet Paper			242269	25460	073.07.2024	20-101-225-53-5316-0000	74.88
	Custodial Supplies			242421	25653	075.07.2024	20-101-232-53-5316-0000	129.65
	Custodial Supplies			242421	25653	075.07.2024	20-101-231-53-5316-0000	129.65
							Vendor Total:	409.06
07493	Three Level Basketball LLC							
	Basketball Clinic 070924-071124			242322	0001	073.07.2024	20-220-203-52-5280-3343	1,831.50
							Vendor Total:	1,831.50
07509	Xcellent Officials							
	Umpires - Inv# 43			242556	43	081.08.2024	20-220-204-52-5280-4417	638.00
							Vendor Total:	638.00
07521	Quetua, Jessica							
	Refund Rams Cheer Fundraiser 2024			242225	070124	072.07.2024	20-221-221-53-5340-0000	100.00
							Vendor Total:	100.00
07535	Johnson, Mary Jane							
	Mileage Reimbursement for June 2024			242292	063024	073.07.2024	20-220-112-53-5301-6610	49.58
	Mileage Reimbursement July 2024			242520	071724	081.08.2024	20-220-112-53-5301-6610	16.08
							Vendor Total:	65.66
09534	Redlok Productions Inc							
	Fall 2024 Competition Fee			242535	8442	081.08.2024	20-221-221-52-5285-0000	165.00
							Vendor Total:	165.00
TMP*3756	LaBore, Patricia							
	Mileage Reimbursement 06/10/24-07/05/24			242450	070524	075.07.2024	20-000-200-54-5422-0000	111.82
							Vendor Total:	111.82
							Fund Total:	420,108.30
21	Special Recreation							
01034	WESTERN DUPAGE SPECIAL							
	First Payment to WDSRA for Tax Levy Receipts 242485			071224		075.07.2024	21-000-000-57-5790-0000	188,109.13
							Vendor Total:	188,109.13
							Fund Total:	188,109.13
22	Cosley Zoo							
00019	Alarm Detection Systems							
	Cosley Gift and Quarantine Alarm Monitoring A 242342				145040-1045	074.07.2024	22-501-000-52-5211-0000	378.00
							Vendor Total:	378.00
00020	Albertsons							
	Ice for Uncorked			242260	631418810410	073.07.2024	22-220-206-53-5301-6690	82.35

Fund	Description	Vendor No	Vendor Name	Check No	Invoice Number	Batch Number	GL Account Number	Amount
Vendor Total:								82.35
00046	Animal Medical Clinic							
	Syringes and Gauze	242262	219857	073.07.2024	22-501-000-53-5336-000C			52.75
	Animal Medication	242262	219857	073.07.2024	22-501-000-53-5309-000C			1,526.31
	Veternarian Services	242262	219857	073.07.2024	22-501-000-54-5424-000C			200.00
Vendor Total:								1,779.06
00068	AT&T Mobility							
	234-9679 Cosley Tablet 9 061824-071724	242496	877051597_0724	081.08.2024	22-501-000-52-5265-000C			23.24
	234-0136 Cosley Tablet 16 061824-071724	242496	877051597_0724	081.08.2024	22-501-000-52-5265-000C			23.24
	779-8546 Cosley Tablet 17 061824-071724	242496	877051597_0724	081.08.2024	22-501-000-52-5265-000C			23.24
Vendor Total:								69.72
00192	City of Wheaton							
	Cosley Welcome Center 070124-093024	242181	WH6204_0924	072.07.2024	22-501-000-52-5211-000C			255.00
	Cosley Zoo White Barn 070124-093024	242181	WH6323_0924	072.07.2024	22-501-000-52-5211-000C			255.00
	Cosley Zoo Kiebler Barn 070124-093024	242181	WH6678_0924	072.07.2024	22-501-000-52-5211-000C			255.00
	Cosley Zoo/Chicken House 070124-093024	242181	WH6936_0924	072.07.2024	22-501-000-52-5211-000C			255.00
	Cosley Zoo Bobcat Exhibit 070124-093024	242181	WH6945_0924	072.07.2024	22-501-000-52-5211-000C			255.00
Vendor Total:								1,275.00
00193	City of Wheaton							
	Cosley Welcome Center 060624-070824	242356	0067810100_0724	074.07.2024	22-501-000-52-5264-000C			35.88
	Cosley Zoo 060624-070824	242356	0310000100_0724	074.07.2024	22-501-000-52-5264-000C			163.85
	Cosley Zoo 060624-070824	242356	0310000200_0724	074.07.2024	22-501-000-52-5264-000C			660.65
	Cosley Bobcat 060624-070824	242356	0310000300_0724	074.07.2024	22-501-000-52-5264-000C			237.48
Vendor Total:								1,097.86
00409	Communications Direct Inc							
	Two 2-Way Radios	242504	IN180369	081.08.2024	22-501-000-53-5315-000C			563.44
	Two-Way Radios	242359	IN181007	074.07.2024	22-501-000-53-5315-000C			830.00
Vendor Total:								1,393.44
00417	Constellation NewEnergy Inc							
	Cosley Welcome Center 061824-071824	242426	0197764414_0724	075.07.2024	22-501-000-52-5260-000C			197.35
	Cosley Zoo 022124-032224	242505	1130407199_0324	081.08.2024	22-501-000-52-5260-000C			2,779.17
	Cosley Zoo 061824-071824	242426	1130407199_0724	075.07.2024	22-501-000-52-5260-000C			2,129.71
Vendor Total:								5,106.23
00437	Reedy Equipment Services Inc.							
	Ice Machine Rental	242228	0526353	072.07.2024	22-501-000-52-5220-000C			50.00
Vendor Total:								50.00
00680	Northern Illinois Gas Company							
	Cosley Zoo 061724-071724	242386	3015221000_0724	074.07.2024	22-501-000-52-5261-000C			39.36
	Cosley Welcome Center 061724-071724	242386	3615221000_0724	074.07.2024	22-501-000-52-5261-000C			24.10
	Cosley Zoo 061724-071724	242386	5450490000_0724	074.07.2024	22-501-000-52-5261-000C			56.52
Vendor Total:								119.98
00742	Pepsi Beverages Company							
	Non-Alcoholic Drinks and Water for Uncorked	242221	31591103	072.07.2024	22-220-206-53-5301-669C			216.02
Vendor Total:								216.02
01023	Waste Management of Illinois Inc							
	Cosley Zoo 070124-073124	242330	12272113008_0724	073.07.2024	22-501-000-52-5263-000C			810.40

Fund Description
Vendor No Vendor Name

Line Item Description	Check No	Invoice Number	Batch Number	GL Account Number	Amount
Vendor Total:					810.40
01043 Wheaton Sanitary District					
Cosley Zoo 050624-060624	242256	026475000_0624	072.07.2024	22-501-000-52-5264-000C	70.18
Cosley Zoo 060624-070824	242555	026475000_0724	081.08.2024	22-501-000-52-5264-000C	74.27
Cosley Zoo 050624-060624	242256	026477000_0624	072.07.2024	22-501-000-52-5264-000C	290.74
Cosley Zoo 060624-070824	242555	026477000_0724	081.08.2024	22-501-000-52-5264-000C	356.09
Cosley Welcome Ctr 050624-060624	242256	027965000_0624	072.07.2024	22-501-000-52-5264-000C	13.00
Cosley Welcome Ctr 060624-070824	242555	027965000_0724	081.08.2024	22-501-000-52-5264-000C	17.08
Bobcat Exhibit 050624-060624	242256	049516000_0624	072.07.2024	22-501-000-52-5264-000C	568.47
Bobcat Exhibit 060624-070824	242555	049516000_0724	081.08.2024	22-501-000-52-5264-000C	131.45
Vendor Total:					1,521.28
01082 Young's Grain Farms					
168 Bales of Straw	242410	041852	074.07.2024	22-501-000-53-5336-000C	714.00
Vendor Total:					714.00
01120 Holy Cow Sports Inc.					
Staff Shirts	242289	241378	073.07.2024	22-501-000-53-5330-000C	882.00
Vendor Total:					882.00
03754 Comcast Cable					
Cosley Zoo 071124-081024	242272	87712047625845_08	073.07.2024	22-501-000-52-5262-000C	109.85
Vendor Total:					109.85
04296 Culligan DuPage Soft Water Service Inc					
Water Cooler Rental August 2024	242506	261974_00824R	081.08.2024	22-501-000-52-5220-000C	6.00
Drinking Water July 2024	242506	261974_0724W	081.08.2024	22-501-000-53-5302-000C	72.35
Vendor Total:					78.35
05050 Wheaton Mulch Inc.					
Zoo Pea Gravel	242255	24-2892	072.07.2024	22-501-000-53-5349-000C	50.00
Cosley Zoo Sand and Pea Gravel	242331	24-2989	073.07.2024	22-501-000-53-5349-000C	99.00
Sand for Yards	242554	24-3175	081.08.2024	22-501-000-53-5349-000C	488.00
Sand for Yards	242554	24-3175	081.08.2024	22-501-000-53-5331-000C	100.00
Vendor Total:					737.00
05667 Christensen, Ginny					
Mileage Reimbursement for June 2024	242354	063024	074.07.2024	22-501-000-54-5422-000C	21.44
Vendor Total:					21.44
06228 Voyant Communications					
Cosley 070124-073124	242252	0030832240701	072.07.2024	22-501-000-52-5262-000C	280.95
Cosley 080124-083124	242550	0030832240801	081.08.2024	22-501-000-52-5262-000C	267.23
Vendor Total:					548.18
06250 LRS Holdings LLC					
Cosley Zoo 080124-083124	242454	47783.2 CZ_0824	075.07.2024	22-501-000-52-5263-000C	143.66
Vendor Total:					143.66
06542 Peerless Network Inc					
Cosley 071524-081424	242307	66174_0824	073.07.2024	22-501-000-52-5262-000C	54.59
Vendor Total:					54.59
06674 Lingo Communications LLC					
Cosley 060424-070324	242211	33976014	072.07.2024	22-501-000-52-5262-000C	118.72

Fund	Description	Vendor No	Vendor Name	Line Item Description	Check No	Invoice Number	Batch Number	GL Account Number	Amount
				Cosley 070424-080324	242295	34016860	073.07.2024	22-501-000-52-5262-000C	118.72
								Vendor Total:	237.44
06802	Glen Ellyn Animal Hospital			Reptile Exam/Blood Work	242440	774978	075.07.2024	22-501-000-54-5424-000C	297.15
				X-Rays and Lab	242513	775692	081.08.2024	22-501-000-54-5424-000C	121.50
								Vendor Total:	418.65
06902	Grayslake Feed Sales, Inc.			Flock Maker	242202	177916	072.07.2024	22-501-000-53-5339-000C	19.50
				Bedding and Litter	242376	180728	074.07.2024	22-501-000-53-5336-000C	305.30
				Bagged Feed	242376	180728	074.07.2024	22-501-000-53-5339-000C	678.51
								Vendor Total:	1,003.31
07186	Zollinger, DVM, Tawnia J			Monthly Vet Round Stipend March - June 2024	242336	1-2024	073.07.2024	22-501-000-52-5210-000C	1,800.00
				Vet Exams and Work Outside Routine Monthly \	242336	1-2024	073.07.2024	22-501-000-54-5424-000C	475.00
								Vendor Total:	2,275.00
07388	VENUplus Inc.			Reimbursement of 75% of Souvenir Penny Sales	242403	CI2404523	074.07.2024	22-501-000-54-5433-000C	64.87
								Vendor Total:	64.87
								Fund Total:	21,187.68
23	Liability			00414 Conney Safety Products					
				First Aid Supplies	242360	06266459	074.07.2024	23-000-000-53-5302-000C	235.54
				CPR/AED Supplies	242424	06268237	075.07.2024	23-000-000-53-5302-000C	269.28
								Vendor Total:	504.82
00725	Park District Risk Mgmt Agency			Property Insurance Premium - June 2024	242306	0624023	073.07.2024	23-000-000-52-5270-000C	14,109.71
				Public Liability Insurance Premium - June 2024	242306	0624023	073.07.2024	23-000-000-52-5271-000C	7,555.96
				Worker's Comp Insurance Premium - June 2024	242306	0624023	073.07.2024	23-000-000-52-5273-000C	22,373.23
				Employment Practice Insurance Premium - June	242306	0624023	073.07.2024	23-000-000-52-5275-000C	2,538.24
				Pollution Liability Insurance Premium - June 20	242306	0624023	073.07.2024	23-000-000-52-5277-000C	439.48
				Cyber Insurance Premium - June 2024	242306	0624023	073.07.2024	23-000-000-52-5279-000C	728.54
								Vendor Total:	47,745.16
06940	Advocate Health and Hospitals Corporation			Back Evaluations	242259	859146	073.07.2024	23-418-000-52-5208-000C	437.00
								Vendor Total:	437.00
								Fund Total:	48,686.98
24	Audit			03756 Selden Fox Ltd.					
				Services for 2023 Audit	242312	232633	073.07.2024	24-000-000-52-5203-000C	21,500.00
								Vendor Total:	21,500.00
								Fund Total:	21,500.00
40	Capital Projects			00021 Alexander Equipment Co. Inc.					
				Labor/Saws/Supplies	242492	209471	081.08.2024	40-800-822-53-5301-000C	806.38

Fund Description
Vendor No Vendor Name

Line Item	Description	Check No	Invoice Number	Batch Number	GL Account Number	Amount
Vendor Total:						806.38
00025	Allen Lock & Key					
	Work Performed on New Locker Rooms	242415	2901	075.07.2024	40-800-846-57-5701-000C	1,073.50
Vendor Total:						1,073.50
00082	Porter Pipe & Supply Company Inc					
	CC Chargers Material	242465	12830019-00	075.07.2024	40-800-846-57-5701-000C	386.36
	CC EV Station Cameras	242533	12835999-00	081.08.2024	40-000-000-57-5701-000C	97.00
Vendor Total:						483.36
00160	Cable Plus Inc.					
	CC EV Chargers	242500	1092278	081.08.2024	40-800-846-57-5701-000C	300.00
Vendor Total:						300.00
00219	Direct Fitness Solutions					
	PRECOR Discovery Series Calf Raise and SCIF	242278	0203143-IN	073.07.2024	40-800-846-57-5701-000C	4,194.86
Vendor Total:						4,194.86
00237	Dreisilker Electric Motors					
	Blanchard AC	242432	117039	075.07.2024	40-101-000-53-5302-000C	143.66
Vendor Total:						143.66
00415	The Conservation Foundation					
	Gary Easement Monthly Lease July 2024	242245	13343	072.07.2024	40-000-000-57-5701-000C	295.00
Vendor Total:						295.00
00615	MENARDS WEST CHICAGO					
	LM Kiosk	242385	01997	074.07.2024	40-800-822-57-5701-000C	180.21
	LM Kiosk	242300	1754	073.07.2024	40-800-822-57-5701-000C	379.27
	LM Kiosk	242523	2117	081.08.2024	40-800-822-53-5301-000C	44.69
	LM Kiosk	242523	2683	081.08.2024	40-800-822-53-5301-000C	381.10
	LM Kiosk	242523	2691	081.08.2024	40-800-822-53-5301-000C	754.90
Vendor Total:						1,740.17
00617	MENARDS GLENDALE HEIGHTS					
	Briar Patch Renovation	242299	37457	073.07.2024	40-800-806-57-5701-000C	938.56
Vendor Total:						938.56
00717	Paddock Publications Inc., The Daily Herald					
	Bid Notice	242220	293113	072.07.2024	40-000-000-54-5428-000C	75.90
Vendor Total:						75.90
00764	Prairie Material					
	Briar Patch Renovations	242223	891569727	072.07.2024	40-800-806-57-5701-000C	911.25
	Briar Patch Improvements	242390	891580062	074.07.2024	40-800-806-57-5701-000C	777.00
	7 Gables Concrete Bike Racks	242466	891592009	075.07.2024	40-101-000-53-5302-000C	864.13
	Briar Patch Improvements	242466	891593102	075.07.2024	40-800-806-57-5701-000C	1,481.13
	Briar Patch Improvements	242534	891605152	081.08.2024	40-800-806-57-5701-000C	1,239.75
Vendor Total:						5,273.26
00799	CCS Contractor Equipment & Supply Inc.					
	Briar Patch Adult Fitness	242178	536929	072.07.2024	40-800-806-57-5701-000C	210.64
	Briar Patch Adult Fitness	242178	537409	072.07.2024	40-800-806-57-5701-000C	272.58
	Briar Patch Improvements	242352	539649	074.07.2024	40-800-806-57-5701-000C	320.44
	Briar Patch Improvements	242352	539667	074.07.2024	40-800-806-57-5701-000C	100.96

Fund Description
Vendor No Vendor Name

Line Item	Description	Check No	Invoice Number	Batch Number	GL Account Number	Amount
Vendor Total:						904.62
00944	TESTING SERVICE CORPORATION					
	Northside Pickleball Testing	242242	IN130920	072.07.2024	40-000-000-57-5701-000C	5,000.00
Vendor Total:						5,000.00
03125	Engineering Resource Associates Inc.					
	Briar Patch OSLAD	242368	W2303300.11	074.07.2024	40-800-806-57-5701-000C	822.75
	Briar Patch OSLAD	242368	W2303300.12	074.07.2024	40-800-806-57-5701-000C	56.50
	Sensory Playground	242194	W2308100.11	072.07.2024	40-000-188-57-5701-000C	245.83
	Sensory Playground	242194	W2308100.12	072.07.2024	40-000-188-57-5701-000C	410.97
	Sensory Playground	242194	W2308100.14	072.07.2024	40-000-188-57-5701-000C	425.10
Vendor Total:						1,961.15
03163	Advanced Turf Solutions					
	Advanced RTF W/XCD	242413	SO1200508	075.07.2024	40-800-806-57-5701-000C	953.00
Vendor Total:						953.00
03208	Core & Main LP					
	Toohey Parking Lot	242191	V066832	072.07.2024	40-101-000-53-5302-000C	746.76
	Toohey Parking Lot	242191	V101739	072.07.2024	40-101-000-53-5302-000C	264.61
	Supplies	242428	V219107	075.07.2024	40-101-000-53-5302-000C	491.09
Vendor Total:						1,502.46
03209	Sunbelt Rentals Inc.					
	Briarpatch Rental	242315	156037884-0001	073.07.2024	40-800-806-57-5701-000C	198.00
	Sensory Playground Rental-Level for Installatio	242542	157406070-0001	081.08.2024	40-000-188-57-5701-000C	73.15
Vendor Total:						271.15
03365	Southern Aluminum Mfg Inc.					
	CC Renovation Tables	242239	157853	072.07.2024	40-800-846-57-5701-000C	25,397.00
Vendor Total:						25,397.00
03462	Uline Inc.					
	District Garbage Can Lids	242325	179924932	073.07.2024	40-000-000-53-5302-000C	1,563.90
Vendor Total:						1,563.90
04100	W-T Mechanical/Electrical Engineering LLC.					
	ADA Transition Plan	242407	00000056606	074.07.2024	40-000-000-12-1224-000C	2,424.74
Vendor Total:						2,424.74
05050	Wheaton Mulch Inc.					
	Briar Patch	242255	24-2892	072.07.2024	40-800-806-57-5701-000C	495.00
	Limestone	242331	24-2989	073.07.2024	40-800-806-57-5701-000C	945.00
	Briar Patch Improvements	242408	24-3074	074.07.2024	40-800-806-57-5701-000C	405.00
Vendor Total:						1,845.00
05108	Solitude Lake Management LLC					
	June Native Aquatic Management	242238	PSI077322	072.07.2024	40-000-000-52-5210-000C	2,710.00
Vendor Total:						2,710.00
05147	Abbey Paving & Sealcoating Co Inc.					
	Community Center Parking Lot Renovation	242258	Application# 5	073.07.2024	40-000-000-12-1224-000C	9,526.17
	Community Center Parking Lot Renovation	242258	Application# 5	073.07.2024	40-800-846-57-5701-000C	43,396.98
Vendor Total:						52,923.15

Fund	Description	Vendor No	Vendor Name	Line Item Description	Check No	Invoice Number	Batch Number	GL Account Number	Amount
05284	Wight & Company			Cosley Parking Lot	242332	230152-012	073.07.2024	40-800-813-57-5701-000C	15,000.00
								Vendor Total:	15,000.00
05532	Berg Engineering Consultants Ltd.			Field 31 Lighting	242416	16567	075.07.2024	40-800-812-57-5701-000C	725.00
								Vendor Total:	725.00
05747	Landscape Material & Firewood Sales Inc.			Limestone and Gravel for Toohey Drain Project	242293	56140	073.07.2024	40-101-000-53-5302-000C	424.00
				Briar Patch Improvements Mulch	242293	57346	073.07.2024	40-800-806-57-5701-000C	1,452.50
				Briar Patch Improvements	242452	58347	075.07.2024	40-800-806-57-5701-000C	1,836.00
				CC Gravel for EV Station	242522	58700	081.08.2024	40-800-846-57-5701-000C	88.00
				Briar Patch Improvements	242522	58700	081.08.2024	40-800-806-57-5701-000C	693.36
								Vendor Total:	4,493.86
05905	Thomas Interior Systems Inc			CC Athletic Office Furniture	242320	123909	073.07.2024	40-800-846-57-5701-000C	50,769.78
								Vendor Total:	50,769.78
06228	Voyant Communications			Planning 070124-073124	242252	0030832240701	072.07.2024	40-101-000-52-5262-000C	54.37
				Planning 080124-083124	242550	0030832240801	081.08.2024	40-101-000-52-5262-000C	51.72
								Vendor Total:	106.09
06308	Westlake Hardware Inc			LM Kiosk	242553	12510931	081.08.2024	40-800-822-53-5301-000C	109.54
				LM Kiosk	242553	12510933	081.08.2024	40-800-822-53-5301-000C	33.98
				CC Locker Room	242553	12611653	081.08.2024	40-800-846-57-5701-000C	41.96
				CC Locker Room	242553	12611656	081.08.2024	40-800-846-57-5701-000C	3.50
				Briar Patch Improvements	242553	12611658	081.08.2024	40-800-806-57-5701-000C	79.16
				LM Kiosk	242553	12611660	081.08.2024	40-800-822-53-5301-000C	25.99
								Vendor Total:	294.13
06578	Morrow, Brian			Mileage Reimbursement for June 2024	242301	061024	073.07.2024	40-000-000-54-5422-000C	6.63
								Vendor Total:	6.63
06605	BHFX LLC			Bond Copies Cosley Restroom Reno	242173	477150	072.07.2024	40-000-000-52-5235-000C	39.04
				Document Scan for Various Buildings	242498	478892	081.08.2024	40-000-000-52-5235-000C	2,445.00
								Vendor Total:	2,484.04
07094	EZ-Toyz Incorporated			Add IP Licenses to Camera System	242508	28951-I	081.08.2024	40-000-000-57-5701-000C	100.00
				Rice Pool Cameras	242508	29017-I	081.08.2024	40-000-000-57-5701-000C	299.95
				EV Station Cameras	242508	29018-I	081.08.2024	40-000-000-57-5701-000C	978.00
								Vendor Total:	1,377.95
07514	Utility Dynamics Corporation			CAC Field Lighting	242401	0620-3226	074.07.2024	40-800-812-57-5701-000C	5,183.94
								Vendor Total:	5,183.94
07523	ForeverLawn Chicago			Deposit Briar Patch Fitness Surface	242281	6996	073.07.2024	40-800-806-57-5701-000C	9,542.02
				Deposit Briar Patch Fitness Surface	242281	6996	073.07.2024	40-000-000-12-1224-000C	2,094.59

Fund Description
Vendor No Vendor Name

Line Item Description	Check No	Invoice Number	Batch Number	GL Account Number	Amount	
Vendor Total:					11,636.61	
07524 Landscape Structures Inc.						
Sensory Five to Twelve Year Old Play Equipmen	242294	INV-147786	073.07.2024	40-000-188-57-5706-000C	382,776.00	
Vendor Total:					382,776.00	
07531 Excel Electric, Inc.						
CAC Transformer	242196	129307	072.07.2024	40-800-812-57-5701-000C	41,900.00	
Vendor Total:					41,900.00	
Fund Total:					629,534.85	
60 Golf Fund						
00057 Armbrust Plumbing & Air Conditioning Inc.						
Inv# 67798938	242172	67798938	072.07.2024	60-000-000-52-5211-000C	2,250.00	
Vendor Total:					2,250.00	
00068 AT&T Mobility						
624-3574 D. Novak	061824-071724	242496	877051597_0724	081.08.2024	60-000-000-52-5265-000C	75.30
520-5473 AGC Tablet 14	061824-071724	242496	877051597_0724	081.08.2024	60-000-000-52-5265-000C	23.24
871-4196 AGC Tablet 15	061824-071724	242496	877051597_0724	081.08.2024	60-000-000-52-5265-000C	23.24
240-0783 Hot Spot 4 AGC	061824-071724	242496	877051597_0724	081.08.2024	60-000-000-52-5265-000C	43.23
520-5201 AGC Tablet 13	061824-071724	242496	877051597_0724	081.08.2024	60-000-000-52-5265-000C	23.24
703-1526 AGC Backup	061824-071724	242496	877051597_0724	081.08.2024	60-000-000-52-5265-000C	83.24
Vendor Total:					271.49	
00070 AT&T Internet						
AGC 26W151 Butterfield Rd	071224-081124	242344	327249254_0824	074.07.2024	60-000-000-52-5262-000C	109.94
Vendor Total:					109.94	
00125 Black Gold Septic Inc						
Inv# 45531	242417	45531	075.07.2024	60-000-000-52-5263-000C	465.00	
Inv# 45668	242417	45668	075.07.2024	60-611-000-52-5210-000C	700.00	
Vendor Total:					1,165.00	
00192 City of Wheaton						
June Board Meeting	242271	513138	073.07.2024	60-000-000-54-5401-000C	101.66	
Vendor Total:					101.66	
00193 City of Wheaton						
AGC Clubhouse	060724-070924	242356	0293553000_0724	074.07.2024	60-000-000-52-5264-000C	1,307.16
AGC Maintenance Building	060724-070924	242356	0293553100_0724	074.07.2024	60-000-000-52-5264-000C	158.06
AGC Chemical Building	060724-070924	242356	0293553200_0724	074.07.2024	60-000-000-52-5264-000C	203.11
Vendor Total:					1,668.33	
00195 The CIT Group/Commercial Services Inc.						
SPANXS - Skorts/Pants/Polos	242317	18748147	073.07.2024	60-000-000-14-1431-000C	1,382.00	
SPANXS - Skorts	242317	18786571	073.07.2024	60-000-000-14-1431-000C	142.93	
SPANXS - Air Essentials	242317	18791377	073.07.2024	60-000-000-14-1431-000C	256.00	
Spanx Ladies Clothes	242244	19057600	072.07.2024	60-000-000-14-1431-000C	330.93	
Spanx Ladies Clothes	242244	19059816	072.07.2024	60-000-000-14-1431-000C	273.19	
Vendor Total:					2,385.05	
00237 Dreisilker Electric Motors						
Inv# I15831	242432	I15831	075.07.2024	60-000-000-54-5441-000C	36.24	

Fund	Description	Vendor No	Vendor Name	Line Item Description	Check No	Invoice Number	Batch Number	GL Account Number	Amount
Vendor Total:									36.24
00291	Fore Better Golf								
	2024 Scorecard Order				242370	12345	074.07.2024	60-611-911-53-5301-0000	1,695.00
Vendor Total:									1,695.00
00293	Fortune Fish Company								
	Inv# 322103 Seafood				242198	322103-061324	072.07.2024	60-000-000-14-1411-0000	407.70
	Inv# 322103 Meat				242198	322103-061324	072.07.2024	60-000-000-14-1411-0000	51.50
	Inv# 327868 Seafood				242198	327868-061724	072.07.2024	60-000-000-14-1411-0000	141.74
	Inv# 327868 General Grocery				242198	327868-061724	072.07.2024	60-000-000-14-1415-0000	219.52
	Inv# 331311 Seafood				242198	331311-061924	072.07.2024	60-000-000-14-1411-0000	483.90
	Inv# 331311 Meat				242198	331311-061924	072.07.2024	60-000-000-14-1411-0000	206.00
	Inv# 333423 Seafood				242198	333423-062024	072.07.2024	60-000-000-14-1411-0000	925.90
	Inv# 338153 Seafood				242198	338153-062224	072.07.2024	60-000-000-14-1411-0000	364.06
	Inv# 339912-062424 General Grocery				242198	339912-062424	072.07.2024	60-000-000-14-1415-0000	83.24
	Inv# 339912-062424 Seafood				242198	339912-062424	072.07.2024	60-000-000-14-1411-0000	188.30
	Inv# 341722-062524 Seafood				242198	341722-062524	072.07.2024	60-000-000-14-1411-0000	328.69
	Inv# 341722-062524 Meat				242198	341722-062524	072.07.2024	60-000-000-14-1411-0000	103.00
	Inv# 345835-062724 General Grocery				242198	345835-062724	072.07.2024	60-000-000-14-1415-0000	219.52
	Inv# 345835-062724 Seafood				242198	345835-062724	072.07.2024	60-000-000-14-1411-0000	305.00
	Inv# 347778-062824 Seafood				242198	347778-062824	072.07.2024	60-000-000-14-1411-0000	334.08
	Inv# 347778-062824 Meat				242198	347778-062824	072.07.2024	60-000-000-14-1411-0000	103.00
	Inv# 347778-062824 General Grocery				242198	347778-062824	072.07.2024	60-000-000-14-1415-0000	219.52
	Inv# 351576 Seafood				242371	351576-070124	074.07.2024	60-000-000-14-1411-0000	191.70
	Inv# 353143 Meat				242371	353143-070224	074.07.2024	60-000-000-14-1411-0000	103.00
	Inv# 353143 Seafood				242371	353143-070224	074.07.2024	60-000-000-14-1411-0000	291.29
	Inv# 355665 Seafood				242371	355665-070324	074.07.2024	60-000-000-14-1411-0000	447.27
	Inv# 355705 Seafood				242371	355705-070324	074.07.2024	60-000-000-14-1411-0000	154.92
	Inv# 355705 General Grocery				242371	355705-070324	074.07.2024	60-000-000-14-1415-0000	92.48
	Inv# 357452 Seafood				242371	357452-070524	074.07.2024	60-000-000-14-1411-0000	455.65
	Inv# 359456 Seafood				242371	359456-070624	074.07.2024	60-000-000-14-1411-0000	63.60
	Inv# 359456 Meat				242371	359456-070624	074.07.2024	60-000-000-14-1411-0000	154.50
	Inv# 361485 Seafood				242371	361485-070824	074.07.2024	60-000-000-14-1411-0000	244.62
	Inv# 361485 Meat				242371	361485-070824	074.07.2024	60-000-000-14-1411-0000	103.00
	Inv# 361485 General Grocery				242371	361485-070824	074.07.2024	60-000-000-14-1415-0000	83.24
	Inv# 369259 Seafood				242371	365259-071024	074.07.2024	60-000-000-14-1411-0000	536.27
	Inv# 369259 General Grocery				242371	365259-071024	074.07.2024	60-000-000-14-1415-0000	92.48
	Inv# 367125 Seafood				242371	367125-071124	074.07.2024	60-000-000-14-1411-0000	529.75
	Inv# 369356 Meat				242371	369356-071224	074.07.2024	60-000-000-14-1411-0000	103.00
	Inv# 369356 Seafood				242371	369356-071224	074.07.2024	60-000-000-14-1411-0000	385.08
	Inv# 371394 Seafood				242371	371394-071324	074.07.2024	60-000-000-14-1411-0000	284.11
	Inv# 378603 Meat				242437	378603-071824	075.07.2024	60-000-000-14-1411-0000	206.00
	Inv# 378603 Seafood				242437	378603-071824	075.07.2024	60-000-000-14-1411-0000	399.92
	Inv# 378633 Seafood				242437	378633-071824	075.07.2024	60-000-000-14-1411-0000	300.49
	Inv# 381194 Seafood				242437	381194-071924	075.07.2024	60-000-000-14-1411-0000	710.08
	Inv# 381194 General Grocery				242437	381194-071924	075.07.2024	60-000-000-14-1415-0000	92.48
Vendor Total:									10,709.60
00316	Gemplers Inc.								
	Work Boots				242373	INV0004588405	074.07.2024	60-601-000-53-5342-0000	170.00
Vendor Total:									170.00
00323	Government Navigation Group								
	Consulting Services for March 2024				242515	1704	081.08.2024	60-000-000-52-5205-0000	1,333.34
	Consulting Services for April 2024				242515	1739	081.08.2024	60-000-000-52-5205-0000	1,333.34
	Consulting Services for May 2024				242515	1787	081.08.2024	60-000-000-52-5205-0000	1,333.34

Fund	Description	Vendor No	Vendor Name	Line Item Description	Check No	Invoice Number	Batch Number	GL Account Number	Amount
				Consulting Services for June 2024	242515	2041	081.08.2024	60-000-000-52-5205-000C	1,333.34
				Consulting Services for February 2024	242515	2075	081.08.2024	60-000-000-52-5205-000C	1,333.34
				Consulting Services for January 2024	242515	2102	081.08.2024	60-000-000-52-5205-000C	1,333.34
				Consulting Services for July 2024	242515	2114	081.08.2024	60-000-000-52-5205-000C	1,333.34
				Vendor Total:					9,333.38
00334	Gordon Food Service			Inv# 960099490 Dairy	242200	960099490	072.07.2024	60-000-000-14-1414-000C	119.20
				Inv# 960099490 General Grocery	242200	960099490	072.07.2024	60-000-000-14-1415-000C	259.84
				Vendor Total:					379.04
00335	W W Grainger Inc			Inv# 9167131375	242551	9167131375	081.08.2024	60-000-000-53-5312-000C	29.16
				Vendor Total:					29.16
00395	Harris Motor Sports Inc			Credit Harris Golf Cars GPS Install	242286	01-374519	073.07.2024	60-611-000-52-5210-000C	-1,000.00
				Harris Golf Cars GPS Install	242286	02-367295	073.07.2024	60-611-000-52-5210-000C	11,000.00
				Vendor Total:					10,000.00
00417	Constellation NewEnergy Inc			AGC Clubhouse 061424-071624	242505	2541575575_0724	081.08.2024	60-000-000-52-5260-000C	143.36
				AGC Clubhouse 061424-071624	242426	3652560612_0724	075.07.2024	60-000-000-52-5260-000C	15,582.49
				Orchard Gate 061424-071624	242361	9855694583_0724	074.07.2024	60-000-000-52-5260-000C	27.56
				Vendor Total:					15,753.41
00419	Consumers Packing Co.			Inv# 410105 Meat	242190	410105	072.07.2024	60-000-000-14-1411-000C	2,572.10
				Inv# 410106 Meat	242190	410106	072.07.2024	60-000-000-14-1411-000C	5,902.48
				Inv# 410244 Meat	242190	410244	072.07.2024	60-000-000-14-1411-000C	573.80
				Inv# 410253 Meat	242190	410253	072.07.2024	60-000-000-14-1411-000C	1,497.62
				Inv# 410255 Meat	242190	410255	072.07.2024	60-000-000-14-1411-000C	312.00
				Inv# 410375 Meat	242275	410375	073.07.2024	60-000-000-14-1411-000C	4,858.82
				Inv# 410581 Meat	242275	410581	073.07.2024	60-000-000-14-1411-000C	1,581.48
				Inv# 410642 Meat	242362	410642	074.07.2024	60-000-000-14-1411-000C	521.81
				Inv# 410643 Meat	242362	410643	074.07.2024	60-000-000-14-1411-000C	1,859.56
				Inv# 410688 Meat	242362	410688	074.07.2024	60-000-000-14-1411-000C	59.50
				Inv# 410781 Meat	242362	410781	074.07.2024	60-000-000-14-1411-000C	1,801.57
				Inv# 410921 Meat	242427	410921	075.07.2024	60-000-000-14-1411-000C	1,978.61
				Inv# 410922 Meat	242427	410922	075.07.2024	60-000-000-14-1411-000C	2,270.23
				Inv# 411027 Meat	242427	411027	075.07.2024	60-000-000-14-1411-000C	1,293.52
				Inv# 411073 Meat	242427	411073	075.07.2024	60-000-000-14-1411-000C	987.51
				Inv# 411167 Meat	242427	411167	075.07.2024	60-000-000-14-1411-000C	624.00
				Vendor Total:					28,694.61
00475	Constellation Newenergy Gas Division LLC			AGC Clubhouse 060124-063024	242274	2400503855_0624	073.07.2024	60-000-000-52-5261-000C	1,189.24
				Vendor Total:					1,189.24
00565	Wheaton Lions Club			Lions Dues	242254	4742	072.07.2024	60-000-000-54-5425-000C	45.00
				Vendor Total:					45.00
00615	MENARDS WEST CHICAGO			Inv# 00834	242213	00834	072.07.2024	60-000-000-53-5313-000C	169.71
				Inv# 01163	242213	01163	072.07.2024	60-000-000-53-5313-000C	113.97
				Hanging Flower Baskets for the Range	242213	01183	072.07.2024	60-601-000-53-5331-000C	55.04

Fund Description
Vendor No Vendor Name

Line Item Description	Check No	Invoice Number	Batch Number	GL Account Number	Amount
Parts for Clubhouse Irrigation	242300	1299	073.07.2024	60-601-000-53-5343-000C	97.25
Inv# 1748	242458	1748	075.07.2024	60-000-000-53-5316-000C	116.73
Inv# 1832	242458	1832	075.07.2024	60-000-000-53-5316-000C	140.19
Inv# 1928	242300	1928	073.07.2024	60-601-000-53-5315-000C	95.49
Inv# 2757	242458	2757	075.07.2024	60-000-000-53-5316-000C	62.60
Balance Due on Inv# 98501	242300	98501-1	073.07.2024	60-000-000-53-5313-000C	0.02
Vendor Total:					851.00
00742	Pepsi Beverages Company				
Inv# 26412352 Non-Alcoholic Beverages	242388	26412352	074.07.2024	60-000-000-14-1416-000C	3,915.58
Inv# 73690453 Non-Alcoholic Beverages	242462	73690453	075.07.2024	60-000-000-14-1416-000C	1,835.23
Vendor Total:					5,750.81
00792	Reinders Inc				
Inv# 1962384-00	242536	1962384-00	081.08.2024	60-601-000-53-5343-000C	136.35
Inv# 6055562-00	242536	6055562-00	081.08.2024	60-601-000-53-5315-000C	113.76
Inv# 6055562-01	242536	6055562-01	081.08.2024	60-601-000-53-5315-000C	27.83
Inv# 6055700-00	242536	6055700-00	081.08.2024	60-601-000-53-5315-000C	287.06
Inv# 6055782-00	242536	6055782-00	081.08.2024	60-601-000-53-5315-000C	318.80
Inv# 6055921-00	242536	6055921-00	081.08.2024	60-601-000-53-5315-000C	631.64
Inv# 6055921-01	242536	6055921-01	081.08.2024	60-601-000-53-5315-000C	37.50
Inv# 6055927-00	242536	6055927-00	081.08.2024	60-601-000-53-5315-000C	102.26
Inv# 6056167-00	242536	6056167-00	081.08.2024	60-601-000-53-5315-000C	101.89
Inv# 6056502-00	242536	6056502-00	081.08.2024	60-601-000-53-5315-000C	150.35
Inv# 6056502-01	242536	6056502-01	081.08.2024	60-601-000-53-5315-000C	47.48
Inv# 6056516-00	242536	6056516-00	081.08.2024	60-601-000-53-5315-000C	90.51
Inv# 6057243-00	242536	6057243-00	081.08.2024	60-601-000-53-5315-000C	302.77
Inv# 6057399-00	242536	6057399-00	081.08.2024	60-601-000-53-5315-000C	532.16
Vendor Total:					2,880.36
00809	Ron Clesens Ornamental Plants Inc.				
Golf Annual Flowers	242231	64718	072.07.2024	60-101-000-53-5331-000C	1,980.65
Golf Annual Flowers	242231	64719	072.07.2024	60-101-000-53-5331-000C	1,409.25
Vendor Total:					3,389.90
00825	Russo Hardware Inc				
Inv# SPI20750046	242471	SPI20750046	075.07.2024	60-601-000-53-5315-000C	129.80
Vendor Total:					129.80
00911	Stuever & Sons Inc				
Inv# 449032 Beer Line Cleaning	242314	449032	073.07.2024	60-612-000-52-5210-000C	162.00
Inv# 449942 Beer Line Cleaning	242474	449942	075.07.2024	60-612-000-52-5210-000C	104.00
Vendor Total:					266.00
00956	Titleist				
Titleist Ball Order	242323	918297256	073.07.2024	60-000-000-14-1432-000C	1,276.25
Titleist Ball Order	242323	918302419	073.07.2024	60-000-000-14-1432-000C	1,992.00
Pro V1 Golf Ball	242479	918549124	075.07.2024	60-000-000-14-1432-000C	253.46
GT Test Kit Drivers and 3 Woods	242545	918569357	081.08.2024	60-000-000-14-1430-000C	1,362.00
Vendor Total:					4,883.71
01023	Waste Management of Illinois Inc				
Arrowhead GC 070124-073124	242330	12272113008_0724	073.07.2024	60-000-000-52-5263-000C	1,095.98
Vendor Total:					1,095.98
01043	Wheaton Sanitary District				
AGC Maintenance Building 050724-060724	242256	036235000_0624	072.07.2024	60-000-000-52-5264-000C	62.62

Fund	Description	Vendor No	Vendor Name	Line Item Description	Check No	Invoice Number	Batch Number	GL Account Number	Amount
	AGC Maintenance Building 060724-070924				242555	036235000_0724	081.08.2024	60-000-000-52-5264-000C	67.13
	AGC Clubhouse 050724-060724				242256	036431000_0624	072.07.2024	60-000-000-52-5264-000C	833.95
	AGC Clubhouse 060724-070924				242555	036431000_0724	081.08.2024	60-000-000-52-5264-000C	901.62
								Vendor Total:	1,865.32
01053	Wilson Sporting Goods Company								
	Duo Golf Balls				242486	4546729192	075.07.2024	60-000-000-14-1432-000C	2,940.00
								Vendor Total:	2,940.00
02231	Sysco-Chicago								
	Inv# 724431478 Cleaning Supplies				242397	724431478	074.07.2024	60-000-000-53-5316-000C	690.41
	Inv# 724431480 Cleaning Supplies				242397	724431480	074.07.2024	60-000-000-53-5316-000C	498.08
	Inv# 724452049 Dairy				242397	724452049	074.07.2024	60-000-000-14-1414-000C	86.62
	Inv# 724452049 Meat				242397	724452049	074.07.2024	60-000-000-14-1411-000C	907.74
	Inv# 724452049 Meat				242397	724452049	074.07.2024	60-000-000-14-1411-000C	85.34
	Inv# 724452049 General Grocery				242397	724452049	074.07.2024	60-000-000-14-1415-000C	2,005.86
	Inv# 724452049 Cleaning Supplies				242397	724452049	074.07.2024	60-612-000-53-5316-000C	96.44
	Inv# 724471275 General Grocery				242475	724471275	075.07.2024	60-000-000-14-1415-000C	1,286.84
	Inv# 724471275 Dairy				242475	724471275	075.07.2024	60-000-000-14-1414-000C	63.96
	Inv# 724471275 Meat				242475	724471275	075.07.2024	60-000-000-14-1411-000C	333.27
	Inv# 724471275 Produce				242475	724471275	075.07.2024	60-000-000-14-1413-000C	98.36
	Inv# 724471275 Banquet Supplies				242475	724471275	075.07.2024	60-612-901-53-5390-000C	77.64
	Inv# 724471275 Cleaning Supplies				242475	724471275	075.07.2024	60-612-000-53-5316-000C	318.05
	Inv# 724472370 General Grocery				242240	724472370	072.07.2024	60-000-000-14-1415-000C	189.82
	Inv# 724472371 Meat				242240	724472371	072.07.2024	60-000-000-14-1411-000C	960.94
	Inv# 724472371 Meat				242240	724472371	072.07.2024	60-000-000-14-1411-000C	582.16
	Inv# 724472371 General Grocery				242240	724472371	072.07.2024	60-000-000-14-1415-000C	865.42
	Inv# 724472372 Meat				242240	724472372	072.07.2024	60-000-000-14-1411-000C	362.01
	Inv# 724472372 Non-Alcoholic Beverages				242240	724472372	072.07.2024	60-000-000-14-1416-000C	53.00
	Inv# 724472372 General Grocery				242240	724472372	072.07.2024	60-000-000-14-1415-000C	331.66
	Inv# 724472373 Banquet Supplies				242240	724472373	072.07.2024	60-612-901-53-5390-000C	67.59
	Inv# 724472373 Restaurant Supplies				242240	724472373	072.07.2024	60-612-902-53-5388-000C	215.24
	Inv# 724481424 Dairy				242240	724481424	072.07.2024	60-000-000-14-1414-000C	55.59
	Inv# 724481424 Meat				242240	724481424	072.07.2024	60-000-000-14-1411-000C	250.94
	Inv# 724481424 Meat				242240	724481424	072.07.2024	60-000-000-14-1411-000C	169.12
	Inv# 724481424 General Grocery				242240	724481424	072.07.2024	60-000-000-14-1415-000C	1,964.80
	Inv# 724481424 Restaurant Supplies				242240	724481424	072.07.2024	60-612-902-53-5388-000C	75.99
	Inv# 724481424 Custodial Supplies				242240	724481424	072.07.2024	60-612-000-53-5316-000C	208.25
	Inv# 724481424 Non-Alcoholic Beverages				242240	724481424	072.07.2024	60-000-000-14-1416-000C	493.90
	Inv# 724481425 Banquet Supplies				242240	724481425	072.07.2024	60-612-901-53-5390-000C	68.20
	Inv# 724481425 Restaurant Supplies				242240	724481425	072.07.2024	60-612-902-53-5388-000C	383.82
	Inv# 724490511 Cleaning Supplies				242397	724490511	074.07.2024	60-612-000-53-5316-000C	40.66
	Inv# 724493492 Dairy				242240	724493492	072.07.2024	60-000-000-14-1414-000C	53.98
	Inv# 724493492 Meat				242240	724493492	072.07.2024	60-000-000-14-1411-000C	253.48
	Inv# 724493492 Meat				242240	724493492	072.07.2024	60-000-000-14-1411-000C	478.04
	Inv# 724493492 General Grocery				242240	724493492	072.07.2024	60-000-000-14-1415-000C	1,138.41
	Inv# 724493493 Custodial Supplies				242240	724493493	072.07.2024	60-000-000-53-5316-000C	1,456.31
	Inv# 724493494 Restaurant Supplies				242240	724493494	072.07.2024	60-612-902-53-5388-000C	742.15
	Inv# 724493494 Banquet Supplies				242240	724493494	072.07.2024	60-612-901-53-5390-000C	27.63
	Inv# 724493494 Custodial Supplies				242240	724493494	072.07.2024	60-612-000-53-5316-000C	187.65
	Inv# 724493495 Meat				242240	724493495	072.07.2024	60-000-000-14-1411-000C	317.20
	Inv# 724493495 Meat				242240	724493495	072.07.2024	60-000-000-14-1411-000C	182.20
	Inv# 724493495 General Grocery				242240	724493495	072.07.2024	60-000-000-14-1415-000C	1,643.53
	Inv# 724493495 Non-Alcoholic Beverages				242240	724493495	072.07.2024	60-000-000-14-1416-000C	239.76
	Inv# 724494443 Custodial Supplies				242397	724494443	074.07.2024	60-612-000-53-5316-000C	157.80
	Inv# 724494443 Banquet Supplies				242397	724494443	074.07.2024	60-612-901-53-5390-000C	65.00
	Inv# 724494443 Restaurant Supplies				242397	724494443	074.07.2024	60-612-902-53-5388-000C	507.67
	Inv# 724494444 General Grocery				242397	724494444	074.07.2024	60-000-000-14-1415-000C	242.31

Fund Description
Vendor No Vendor Name

Line Item Description	Check No	Invoice Number	Batch Number	GL Account Number	Amount
Inv# 724494445 Dairy	242397	724494445	074.07.2024	60-000-000-14-1414-000C	115.97
Inv# 724494445 Meat	242397	724494445	074.07.2024	60-000-000-14-1411-000C	793.15
Inv# 724494445 General Grocery	242397	724494445	074.07.2024	60-000-000-14-1415-000C	1,123.53
Inv# 724494445 Restaurant Supplies	242397	724494445	074.07.2024	60-612-902-53-5388-000C	64.91
CM# 724502026 General Grocery	242397	724502026	074.07.2024	60-000-000-14-1415-000C	-47.52
Inv# 724502493 General Grocery	242397	724502493	074.07.2024	60-000-000-14-1415-000C	167.43
Inv# 724502494 Meat	242397	724502494	074.07.2024	60-000-000-14-1411-000C	634.13
Inv# 724502494 Meat	242397	724502494	074.07.2024	60-000-000-14-1411-000C	409.38
Inv# 724502494 General Grocery	242397	724502494	074.07.2024	60-000-000-14-1415-000C	1,167.47
Inv# 724513252 Meat	242397	724513252	074.07.2024	60-000-000-14-1411-000C	169.12
Inv# 724513252 General Grocery	242397	724513252	074.07.2024	60-000-000-14-1415-000C	415.81
Inv# 724513253 Custodial Supplies	242397	724513253	074.07.2024	60-612-000-53-5316-000C	166.02
Inv# 724513253 Banquet Supplies	242397	724513253	074.07.2024	60-612-901-53-5390-000C	58.56
Inv# 724513253 Restaurant Supplies	242397	724513253	074.07.2024	60-612-902-53-5388-000C	621.82
Inv# 724513254 General Grocery	242397	724513254	074.07.2024	60-000-000-14-1415-000C	1,214.03
Inv# 724513254 Meat	242397	724513254	074.07.2024	60-000-000-14-1411-000C	512.71
Inv# 724513254 Meat	242397	724513254	074.07.2024	60-000-000-14-1411-000C	426.21
Inv# 724514222 General Grocery	242397	724514222	074.07.2024	60-000-000-14-1415-000C	525.96
Inv# 724514222 Meat	242397	724514222	074.07.2024	60-000-000-14-1411-000C	172.74
Inv# 724514223 General Grocery	242397	724514223	074.07.2024	60-000-000-14-1415-000C	411.61
Inv# 724514224 Custodial Supplies	242397	724514224	074.07.2024	60-612-000-53-5316-000C	187.65
Inv# 724514224 Cleaning Supplies	242397	724514224	074.07.2024	60-612-000-53-5316-000C	82.12
Inv# 724514224 Restaurant Supplies	242397	724514224	074.07.2024	60-612-902-53-5388-000C	205.51
Inv# 724514225 Meat	242397	724514225	074.07.2024	60-000-000-14-1411-000C	999.40
Inv# 724514225 General Grocery	242397	724514225	074.07.2024	60-000-000-14-1415-000C	645.16
Inv# 724514225 Non-Alcoholic Beverages	242397	724514225	074.07.2024	60-000-000-14-1416-000C	385.64
Inv# 724518314 Banquet Supplies	242397	724518314	074.07.2024	60-612-901-53-5390-000C	94.31
Inv# 724518314 Cleaning Supplies	242397	724518314	074.07.2024	60-612-000-53-5316-000C	311.46
Inv# 724518314 Dairy	242397	724518314	074.07.2024	60-000-000-14-1414-000C	76.15
Inv# 724518314 Meat	242397	724518314	074.07.2024	60-000-000-14-1411-000C	350.35
Inv# 724518314 Meat	242397	724518314	074.07.2024	60-000-000-14-1411-000C	462.14
Inv# 724518314 General Grocery	242397	724518314	074.07.2024	60-000-000-14-1415-000C	1,822.70
Inv# 724520464 Cleaning Supplies	242397	724520464	074.07.2024	60-612-000-53-5316-000C	15.00
Inv# 724523190 General Grocery	242397	724523190	074.07.2024	60-000-000-14-1415-000C	87.78
Inv# 724530281 General Grocery	242397	724530281	074.07.2024	60-000-000-14-1415-000C	1,694.54
Inv# 724530281 Dairy	242397	724530281	074.07.2024	60-000-000-14-1414-000C	171.56
Inv# 724530281 Meat	242397	724530281	074.07.2024	60-000-000-14-1411-000C	1,375.63
Inv# 724530281 Meat	242397	724530281	074.07.2024	60-000-000-14-1411-000C	317.20
Inv# 724530282 Cleaning Supplies	242397	724530282	074.07.2024	60-612-000-53-5316-000C	255.43
Inv# 724530282 Restaurant Supplies	242397	724530282	074.07.2024	60-612-902-53-5388-000C	787.58
Inv# 724530282 Banquet Supplies	242397	724530282	074.07.2024	60-612-901-53-5390-000C	77.51
Inv# 724531325 Dairy	242475	724531325	075.07.2024	60-000-000-14-1414-000C	89.67
Inv# 724531325 Meat	242475	724531325	075.07.2024	60-000-000-14-1411-000C	405.68
Inv# 724531325 Meat	242475	724531325	075.07.2024	60-000-000-14-1411-000C	308.86
Inv# 724531325 General Grocery	242475	724531325	075.07.2024	60-000-000-14-1415-000C	1,625.85
Inv# 724531325 Non-Alcoholic Beverages	242475	724531325	075.07.2024	60-000-000-14-1416-000C	53.00
Inv# 724531325 Cleaning Supplies	242475	724531325	075.07.2024	60-612-000-53-5316-000C	157.80
Inv# 724531325 Restaurant Supplies	242475	724531325	075.07.2024	60-612-902-53-5388-000C	440.76
Inv# 724535638 Meat	242475	724535638	075.07.2024	60-000-000-14-1411-000C	561.94
Inv# 724535638 Meat	242475	724535638	075.07.2024	60-000-000-14-1411-000C	402.94
Inv# 724535638 General Grocery	242475	724535638	075.07.2024	60-000-000-14-1415-000C	1,768.78
Inv# 724535638 Banquet Supplies	242475	724535638	075.07.2024	60-612-901-53-5390-000C	70.41
Inv# 724535638 Produce	242475	724535638	075.07.2024	60-000-000-14-1413-000C	49.18
Inv# 724535639 Cleaning Supplies	242475	724535639	075.07.2024	60-000-000-53-5316-000C	414.01
Inv# 724535639 Restaurant Supplies	242475	724535639	075.07.2024	60-612-902-53-5388-000C	398.38
Inv# 724535640 Non-Alcoholic Beverages	242475	724535640	075.07.2024	60-000-000-14-1416-000C	385.64
Inv# 724540897 Non-Alcoholic Beverages	242475	724540897	075.07.2024	60-000-000-14-1416-000C	242.02
Inv# 724540897 General Grocery	242475	724540897	075.07.2024	60-000-000-14-1415-000C	47.58

Fund Description
Vendor No Vendor Name

Line Item Description	Check No	Invoice Number	Batch Number	GL Account Number	Amount
Inv# 724547668 Dairy	242475	724547668	075.07.2024	60-000-000-14-1414-000C	292.70
Inv# 724547668 Meat	242475	724547668	075.07.2024	60-000-000-14-1411-000C	294.17
Inv# 724547668 Meat	242475	724547668	075.07.2024	60-000-000-14-1411-000C	1,040.49
Inv# 724547668 General Grocery	242475	724547668	075.07.2024	60-000-000-14-1415-000C	2,558.37
Inv# 724547668 Cleaning Supplies	242475	724547668	075.07.2024	60-612-000-53-5316-000C	489.24
Inv# 724547668 Restaurant Supplies	242475	724547668	075.07.2024	60-612-902-53-5388-000C	817.63
Inv# 724547668 Banquet Supplies	242475	724547668	075.07.2024	60-612-901-53-5390-000C	472.41
Inv# 724547669 Cleaning Supplies	242475	724547669	075.07.2024	60-000-000-53-5316-000C	611.90
Vendor Total:					55,108.11
02243 Holsteins Garage					
Inv# 2683	242206	2683	072.07.2024	60-601-000-53-5315-000C	40.00
Vendor Total:					40.00
02265 Parts Town					
Inv# 2102465742	242529	2102465742	081.08.2024	60-612-000-54-5441-000C	124.00
Inv# 2102923826	242461	2102923826	075.07.2024	60-612-000-54-5441-000C	201.18
Inv# 2102938171	242461	2102938171	075.07.2024	60-612-000-54-5441-000C	333.35
Vendor Total:					658.53
02796 NAPA					
Inv# 3627-618602	242525	3627-618602	081.08.2024	60-601-000-53-5315-000C	124.27
Vendor Total:					124.27
02865 Monarch Fire Protection Inc.					
Inv# 17469	242215	17469	072.07.2024	60-000-000-52-5211-000C	1,300.00
Vendor Total:					1,300.00
03113 Airgas National Carbonation					
Inv# 9150927635 Bulk CO2	242170	9150927635	072.07.2024	60-612-902-53-5388-000C	154.49
Inv# 9151237196 Bulk CO2	242341	9151237196	074.07.2024	60-612-000-52-5220-000C	143.42
Vendor Total:					297.91
03163 Advanced Turf Solutions					
Wetting Agent Tablets	242340	SO1190025	074.07.2024	60-601-000-53-5335-000C	308.02
Vendor Total:					308.02
03574 The Knot Worldwide Inc					
Ad Agreement	242318	INV787590881966	073.07.2024	60-612-415-54-5426-000C	3,670.80
Vendor Total:					3,670.80
03754 Comcast Cable					
AGC Clubhouse 071424-081324	242272	87712049102197_08	073.07.2024	60-000-000-52-5262-000C	256.85
Vendor Total:					256.85
03943 Johnstone Supply					
Inv# 5057749	242209	5057749	072.07.2024	60-000-000-54-5441-000C	9.99
Vendor Total:					9.99
04057 Johnson Wilbur Adams Inc.					
Arrowhead Clubhouse RTU Evaluation	242521	19178	081.08.2024	60-000-000-57-5701-000C	660.00
Vendor Total:					660.00
04111 Abbott Tree Care Professionals LLC.					
Golf Course Removal of Two Large Trees	242490	41753	081.08.2024	60-601-000-54-5419-000C	3,200.00

Fund	Description	Vendor No	Vendor Name	Line Item Description	Check No	Invoice Number	Batch Number	GL Account Number	Amount
Vendor Total:									3,200.00
04296	Culligan DuPage Soft Water Service Inc								
	Arrowhead Salt Delivery July 2024	242506	261958_0724S	081.08.2024	60-612-000-52-5210-000C				74.00
	Arrowhead Drinking Water July 2024	242506	261958_0724W	081.08.2024	60-000-000-52-5210-000C				97.86
	Arrowhead Annual Cooler Rental August 2024	242506	261958_0824R	081.08.2024	60-000-000-52-5210-000C				18.00
	Arrowhead Softner Rental August 2024	242506	261958_0824RS	081.08.2024	60-612-000-52-5210-000C				106.00
Vendor Total:									295.86
04508	Get Fresh Produce Inc.								
	CM# 00541710 Dairy	242282	00541710	073.07.2024	60-000-000-14-1414-000C				-55.20
	Inv# 04739018 Dairy	242199	04739018	072.07.2024	60-000-000-14-1414-000C				531.37
	Inv# 04739018 Produce	242199	04739018	072.07.2024	60-000-000-14-1413-000C				710.20
	Inv# 04740310 Produce	242199	04740310	072.07.2024	60-000-000-14-1413-000C				313.80
	Inv# 04740310 General Grocery	242199	04740310	072.07.2024	60-000-000-14-1415-000C				27.41
	Inv# 04740310 Dairy	242199	04740310	072.07.2024	60-000-000-14-1414-000C				314.08
	Inv# 04741120 Dairy	242199	04741120	072.07.2024	60-000-000-14-1414-000C				143.28
	Inv# 04741120 General Grocery	242199	04741120	072.07.2024	60-000-000-14-1415-000C				22.25
	Inv# 04741120 Produce	242199	04741120	072.07.2024	60-000-000-14-1413-000C				126.25
	Inv# 04741426 Dairy	242199	04741426	072.07.2024	60-000-000-14-1414-000C				244.90
	Inv# 04741426 Produce	242199	04741426	072.07.2024	60-000-000-14-1413-000C				1,155.60
	Inv# 04743717 Dairy	242199	04743717	072.07.2024	60-000-000-14-1414-000C				562.21
	Inv# 04743717 Dairy	242199	04743717	072.07.2024	60-000-000-14-1414-000C				597.75
	Inv# 04744463 Dairy	242199	04744463	072.07.2024	60-000-000-14-1414-000C				148.35
	Inv# 04744463 Produce	242199	04744463	072.07.2024	60-000-000-14-1413-000C				871.40
	Inv# 04748107 Dairy	242282	04748107	073.07.2024	60-000-000-14-1414-000C				690.13
	Inv# 04748107 Meat	242282	04748107	073.07.2024	60-000-000-14-1411-000C				1,559.60
	Inv# 04750498 Dairy	242374	04750498	074.07.2024	60-000-000-14-1414-000C				153.99
	Inv# 04750498 Produce	242374	04750498	074.07.2024	60-000-000-14-1413-000C				709.55
	Inv# 04751400 Produce	242374	04751400	074.07.2024	60-000-000-14-1413-000C				785.25
	Inv# 04751400 Dairy	242374	04751400	074.07.2024	60-000-000-14-1414-000C				464.05
	Inv# 04753172 Dairy	242439	04753172	075.07.2024	60-000-000-14-1414-000C				1,058.70
	Inv# 04753172 Produce	242439	04753172	075.07.2024	60-000-000-14-1413-000C				634.00
	Inv# 04757228 Dairy	242439	04757228	075.07.2024	60-000-000-14-1414-000C				188.61
	Inv# 04757228 Produce	242439	04757228	075.07.2024	60-000-000-14-1413-000C				285.85
	Inv# 04759083 Dairy	242439	04759083	075.07.2024	60-000-000-14-1414-000C				121.80
	Inv# 04759083 Produce	242439	04759083	075.07.2024	60-000-000-14-1413-000C				673.85
	Inv# 04759956 Dairy	242439	04759956	075.07.2024	60-000-000-14-1414-000C				643.59
	Inv# 04759956 Produce	242439	04759956	075.07.2024	60-000-000-14-1413-000C				997.15
	Inv# 04762937 Produce	242439	04762937	075.07.2024	60-000-000-14-1413-000C				306.00
	Inv# 04764071 Produce	242439	04764071	075.07.2024	60-000-000-14-1413-000C				929.70
	Inv# 04764071 Dairy	242439	04764071	075.07.2024	60-000-000-14-1414-000C				50.10
	Inv# 04769629 Produce	242439	04769629	075.07.2024	60-000-000-14-1413-000C				1,041.30
	Inv# 04769629 Dairy	242439	04769629	075.07.2024	60-000-000-14-1414-000C				194.60
	Inv# 04770677 Dairy	242439	04770677	075.07.2024	60-000-000-14-1414-000C				544.77
	Inv# 04770677 Produce	242439	04770677	075.07.2024	60-000-000-14-1413-000C				920.51
Vendor Total:									18,666.75
04888	Feece Oil Company								
	130 Gallons of Diesel Fuel	242509	4088570	081.08.2024	60-601-000-53-5348-000C				370.78
	530 Gallons of Regular Gasoline	242509	4088573	081.08.2024	60-601-000-53-5348-000C				1,722.27
	681 Gallons of Regular Gasoline	242509	4090904	081.08.2024	60-601-000-53-5348-000C				2,201.39
	360 Gallons of Diesel Fuel	242509	4093790	081.08.2024	60-601-000-53-5348-000C				984.67
	650 Gallons of Regular Gasoline	242509	4093797	081.08.2024	60-601-000-53-5348-000C				2,355.32
Vendor Total:									7,634.43
04956	Range Servant America Inc.								

Fund Description
Vendor No Vendor Name

Line Item Description	Check No	Invoice Number	Batch Number	GL Account Number	Amount
Ball Dispenser	242226	134771	072.07.2024	60-611-912-53-5342-000C	9,779.50
Replacement Keys for Ball Dispenser Machine	242468	135639	075.07.2024	60-611-912-53-5342-000C	61.90
Vendor Total:					9,841.40
05138 Wyatts CO2 & Beer Line Cleaning					
Inv# 35617 Nitro Tanks	242333	35617	073.07.2024	60-612-902-53-5388-000C	80.00
Vendor Total:					80.00
05160 Ameriscape Inc.					
Pine Straw Mulch	242261	1528	073.07.2024	60-601-000-53-5331-000C	2,110.08
Vendor Total:					2,110.08
05532 Berg Engineering Consultants Ltd.					
Inv# 16509 Bidding Construction Documents	242346	16509	074.07.2024	60-000-000-57-5701-000C	2,000.00
Vendor Total:					2,000.00
05540 Performance Chemical & Supply					
Inv# 304219	242222	304219	072.07.2024	60-000-000-53-5316-000C	1,189.42
Inv# 305279	242531	305279	081.08.2024	60-000-000-53-5316-000C	612.40
Inv# 305421	242389	305421	074.07.2024	60-000-000-53-5316-000C	889.50
Inv# 306081	242463	306081	075.07.2024	60-000-000-53-5316-000C	568.72
Vendor Total:					3,260.04
05765 Luetkehans, Phillip					
Cosley Parking Lot Services through 06/10/24	242296	11	073.07.2024	60-000-000-52-5207-000C	3,074.94
General Matters Services through 06/10/24	242296	83	073.07.2024	60-000-000-52-5207-000C	917.00
Vendor Total:					3,991.94
05774 Kamenear, Bernard S.					
Inv# P-2024-2 Consulting	242448	P-2024-2	075.07.2024	60-612-000-52-5210-000C	554.77
Vendor Total:					554.77
05817 Prestige Flag					
Hardwood Flag Sticks	242224	741252	072.07.2024	60-601-000-53-5342-000C	3,329.06
Logo Embroidered Flags	242308	741777	073.07.2024	60-601-000-53-5342-000C	2,204.10
Vendor Total:					5,533.16
05940 SiteOne Landscape Supply Holding LLC					
Irrigation Parts for Clubhouse Lawns	242540	144454249-001	081.08.2024	60-601-000-53-5343-000C	32.88
Vendor Total:					32.88
06027 DeEtta's Bakery Inc					
Inv# 5176 Event Desserts	242193	5176	072.07.2024	60-612-901-52-5292-000C	31.39
Inv# 5183 Event Desserts	242193	5183	072.07.2024	60-612-901-52-5292-000C	570.00
Inv# 5185 Event Desserts	242193	5185	072.07.2024	60-612-901-52-5292-000C	470.00
Inv# 5196 Event Desserts	242277	5196	073.07.2024	60-612-901-52-5292-000C	140.00
Inv# 5202 Event Desserts	242277	5202	073.07.2024	60-612-901-52-5292-000C	675.00
Inv# 5223 Event Desserts	242364	5223	074.07.2024	60-612-901-52-5292-000C	545.00
Inv# 5233 Event Desserts	242364	5233	074.07.2024	60-612-901-52-5292-000C	184.80
Inv# 5239 Event Desserts	242430	5239	075.07.2024	60-612-901-52-5292-000C	478.00
Inv# 5247 Event Desserts	242430	5247	075.07.2024	60-612-901-52-5292-000C	545.00
Inv# 5248 Event Desserts	242430	5248	075.07.2024	60-612-901-52-5292-000C	407.20
Vendor Total:					4,046.39
06228 Voyant Communications					
Restaurant 070124-073124	242252	0030832240701	072.07.2024	60-612-902-52-5262-000C	193.34

Fund Description
Vendor No Vendor Name

Line Item Description	Check No	Invoice Number	Batch Number	GL Account Number	Amount
Banquet 070124-073124	242252	0030832240701	072.07.2024	60-612-901-52-5262-000C	202.40
Ski 070124-073124	242252	0030832240701	072.07.2024	60-613-000-52-5262-000C	18.13
Golf Admin 070124-073124	242252	0030832240701	072.07.2024	60-000-000-52-5262-000C	19.64
Golf 070124-073124	242252	0030832240701	072.07.2024	60-611-000-52-5262-000C	181.26
Golf Maintenance 070124-073124	242252	0030832240701	072.07.2024	60-601-000-52-5262-000C	57.40
Marketing 070124-073124	242252	0030832240701	072.07.2024	60-000-415-52-5262-000C	87.61
Golf 080124-083124	242550	0030832240801	081.08.2024	60-611-000-52-5262-000C	172.41
Golf Maintenance 080124-083124	242550	0030832240801	081.08.2024	60-601-000-52-5262-000C	54.60
Marketing 080124-083124	242550	0030832240801	081.08.2024	60-000-415-52-5262-000C	83.33
Restaurant 080124-083124	242550	0030832240801	081.08.2024	60-612-902-52-5262-000C	183.90
Banquet 080124-083124	242550	0030832240801	081.08.2024	60-612-901-52-5262-000C	192.52
Ski 080124-083124	242550	0030832240801	081.08.2024	60-613-000-52-5262-000C	17.24
Golf Admin 080124-083124	242550	0030832240801	081.08.2024	60-000-000-52-5262-000C	18.68
Vendor Total:					1,482.46
06250 LRS Holdings LLC					
AGC Clubhouse 080124-083124	242454	47783.1 AGC_0824	075.07.2024	60-000-000-52-5263-000C	259.80
Vendor Total:					259.80
06307 Neuco Inc					
Inv# 7873352	242460	7873352	075.07.2024	60-612-000-54-5441-000C	386.40
Vendor Total:					386.40
06308 Westlake Hardware Inc					
Spool of Nylon Yellow Rope	242553	12611679	081.08.2024	60-601-000-53-5342-000C	89.99
Vendor Total:					89.99
06428 Proficient Window Cleaning, Inc.					
Inv# 8612	242467	8612	075.07.2024	60-000-000-53-5313-000C	958.00
Vendor Total:					958.00
06434 Concentric Ventures Incorporated					
May 2024 Liquor Consulting	242187	11069	072.07.2024	60-612-000-52-5210-000C	2,000.00
Inv# 11106 June Liquor Consulting	242273	11106	073.07.2024	60-612-000-52-5210-000C	1,600.00
Vendor Total:					3,600.00
06528 Swannies Golf Apparel Co					
Fall Order	242396	72566	074.07.2024	60-000-000-14-1431-000C	577.62
Fall Order	242396	73175	074.07.2024	60-000-000-14-1431-000C	1,589.12
Vendor Total:					2,166.74
06542 Peerless Network Inc					
AGC 071524-081424	242307	66174_0824	073.07.2024	60-000-000-52-5262-000C	109.17
Vendor Total:					109.17
06626 Cozzini Bros, Inc.					
Inv# C16038635 Cutlery Service	242192	C16038635	072.07.2024	60-612-000-52-5210-000C	50.60
Inv# C16145824 Cutlery Service	242363	C16145824	074.07.2024	60-612-000-52-5210-000C	50.60
Vendor Total:					101.20
06640 Yamaha Motor Finance Corporation U.S.A.					
August GPS Lease	242334	847743	073.07.2024	60-611-000-52-5211-0000	7,882.60
Vendor Total:					7,882.60
06670 Brinks Incorporated					
07/2024 Armored Services for AGC	242267	12653758	073.07.2024	60-000-000-52-5214-000C	155.88

Fund Description
Vendor No Vendor Name

Line Item Description	Check No	Invoice Number	Batch Number	GL Account Number	Amount
Vendor Total:					155.88
06674 Lingo Communications LLC					
AGC Golf 060424-070324	242211	33976014	072.07.2024	60-611-000-52-5262-000C	195.89
AGC Restaurant 060424-070324	242211	33976014	072.07.2024	60-612-902-52-5262-000C	201.82
AGC Banquets 060424-070324	242211	33976014	072.07.2024	60-612-901-52-5262-000C	195.89
AGC Banquets 070424-080324	242295	34016860	073.07.2024	60-612-901-52-5262-000C	195.89
AGC Golf 070424-080324	242295	34016860	073.07.2024	60-611-000-52-5262-000C	195.89
AGC Restaurant 070424-080324	242295	34016860	073.07.2024	60-612-902-52-5262-000C	201.82
Vendor Total:					1,187.20
06687 Van-Lang Enterprises					
Inv# 317712 General Grocery	242250	317712	072.07.2024	60-000-000-14-1415-000C	1,416.00
Inv# 317761 General Grocery	242326	317761	073.07.2024	60-000-000-14-1415-000C	1,226.00
Inv# 317835 General Grocery	242402	317835	074.07.2024	60-000-000-14-1415-000C	544.00
Inv# 317933 General Grocery	242480	317933	075.07.2024	60-000-000-14-1415-000C	930.00
Inv# 317990 General Grocery	242480	317990	075.07.2024	60-000-000-14-1415-000C	1,066.00
Vendor Total:					5,182.00
06900 Two Brothers Coffee Roasters					
Inv# 28412 Non-Alcoholic Beverages	242248	28412	072.07.2024	60-000-000-14-1416-000C	77.40
Vendor Total:					77.40
06940 Advocate Health and Hospitals Corporation					
Back Evaluations	242259	859146	073.07.2024	60-418-901-52-5208-000C	75.00
Back Evaluations	242259	859146	073.07.2024	60-418-902-52-5208-000C	75.00
Vendor Total:					150.00
06960 Campagna-Turano Bakery Inc.					
Inv# 118022022 General Grocery	242176	118022022	072.07.2024	60-000-000-14-1415-000C	252.36
Inv# 118022058 General Grocery	242176	118022058	072.07.2024	60-000-000-14-1415-000C	252.66
Inv# 118022118 General Grocery	242176	118022118	072.07.2024	60-000-000-14-1415-000C	254.92
Inv# 118022152 General Grocery	242176	118022152	072.07.2024	60-000-000-14-1415-000C	260.80
Inv# 118022186 General Grocery	242176	118022186	072.07.2024	60-000-000-14-1415-000C	320.22
Inv# 118022245 General Grocery	242268	118022245	073.07.2024	60-000-000-14-1415-000C	338.83
Inv# 118022307 General Grocery	242268	118022307	073.07.2024	60-000-000-14-1415-000C	187.54
Inv# 118022342 General Grocery	242268	118022342	073.07.2024	60-000-000-14-1415-000C	178.14
Inv# 118022368 General Grocery	242349	118022368	074.07.2024	60-000-000-14-1415-000C	198.62
Inv# 118022405 General Grocery	242349	118022405	074.07.2024	60-000-000-14-1415-000C	222.98
Inv# 118022466 General Grocery	242349	118022466	074.07.2024	60-000-000-14-1415-000C	193.73
Inv# 118022563 General Grocery	242420	118022563	075.07.2024	60-000-000-14-1415-000C	394.45
Inv# 118022599 General Grocery	242420	118022599	075.07.2024	60-000-000-14-1415-000C	164.49
Inv# 118022659 General Grocery	242420	118022659	075.07.2024	60-000-000-14-1415-000C	162.86
Inv# 118022696 General Grocery	242420	118022696	075.07.2024	60-000-000-14-1415-000C	265.49
Inv# 118022730 General Grocery	242420	118022730	075.07.2024	60-000-000-14-1415-000C	313.75
Vendor Total:					3,961.84
06999 Reliable Fire Equipment Co.					
Inv# 110334	242229	110334	072.07.2024	60-000-000-54-5441-000C	596.00
Vendor Total:					596.00
07053 Amperage Electrical Supply, Inc.					
Inv# 6585-2106768	242494	6585-2106768	081.08.2024	60-000-000-53-5312-000C	372.75
Vendor Total:					372.75
07093 Rose Exterminator Co.					
Inv# 3658404	242232	3658404	072.07.2024	60-000-000-52-5211-000C	198.00

Fund	Description	Vendor No	Vendor Name	Line Item Description	Check No	Invoice Number	Batch Number	GL Account Number	Amount
				Inv# 3686726	242232	3686726	072.07.2024	60-000-000-52-5211-000C	198.00
				Inv# 3717658	242232	3717658	072.07.2024	60-000-000-52-5211-000C	198.00
				Inv# 3750246	242538	3750246	081.08.2024	60-000-000-52-5211-000C	218.00
								Vendor Total:	812.00
07159	Xerox Corporation			AGC Clubhouse 060724-070624	242257	0100160004001_072	072.07.2024	60-000-000-52-5211-000C	523.50
				AGC Clubhouse 070724-080624	242487	0100160004001_082	075.07.2024	60-000-000-52-5211-000C	523.50
								Vendor Total:	1,047.00
07239	Hurley, Peter G.			Mileage Reimbursement for June 2024	242207	062724	072.07.2024	60-000-000-54-5422-000C	45.56
								Vendor Total:	45.56
07280	Simplot AB Retail Inc.			August 2024 T-Pass	242473	080124	075.07.2024	60-601-000-53-5335-000C	19,831.93
								Vendor Total:	19,831.93
07420	Restaurant Technologies Inc			Inv# 19230215 Oil Program	242392	19230215	074.07.2024	60-612-000-52-5210-000C	348.21
				Inv# 19265541 Fryer Oil	242392	19265541	074.07.2024	60-612-902-53-5388-000C	939.81
								Vendor Total:	1,288.02
07445	Chinchilla Wildlife Solutions			Wild Life Management of Muskrats for Spring 2	242502	00111	081.08.2024	60-601-000-52-5210-000C	2,024.24
								Vendor Total:	2,024.24
07453	Foodservice Solutions Inc			Inv# 87148 Fryer Supplies	242512	87148	081.08.2024	60-612-902-53-5388-000C	169.21
				Inv# 87487 Fryer Supplies	242436	87487	075.07.2024	60-612-902-53-5388-000C	265.73
								Vendor Total:	434.94
07463	Vestis Group, Inc.			Inv# 6030303778 Banquet Linen	242405	6030303778	074.07.2024	60-612-901-52-5222-000C	697.00
				Inv# 6030303778 Restaurant Linen	242405	6030303778	074.07.2024	60-612-902-52-5222-000C	103.50
				Inv# 6030306043 Restaurant Linen	242328	6030306043	073.07.2024	60-612-902-52-5222-000C	103.50
				Inv# 6030306043 Banquet Linen	242328	6030306043	073.07.2024	60-612-901-52-5222-000C	697.00
				Inv# 6030308547 Banquet Linen	242405	6030308547	074.07.2024	60-612-901-52-5222-000C	695.00
				Inv# 6030308547 Restaurant Linen	242405	6030308547	074.07.2024	60-612-902-52-5222-000C	88.13
								Vendor Total:	2,384.13
07506	iHeartMedia Entertainment Inc			Digital Media June 2024	242290	8821579374	073.07.2024	60-612-415-54-5426-000C	2,752.50
								Vendor Total:	2,752.50
07512	RKM Fireworks Company Inc			Wedding Fireworks 07/20/24	242537	072024AG	081.08.2024	60-612-901-52-5292-000C	3,500.00
								Vendor Total:	3,500.00
07519	Mainstreet Golf Cars LLC			Inv# 01-4408	242298	01-4408	073.07.2024	60-601-000-53-5315-000C	45.00
				Inv# 01-4409	242298	01-4409	073.07.2024	60-601-000-53-5315-000C	139.07
								Vendor Total:	184.07
								Fund Total:	296,745.03

Fund Description
Vendor No Vendor Name

Line Item Description	Check No	Invoice Number	Batch Number	GL Account Number	Amount
70 Information Technology					
01006 Vermont Systems Inc					
Access Control Software for Locker Room Door	242404	VS013566	074.07.2024	70-000-000-52-5240-000C	605.00
				Vendor Total:	605.00
05743 Advanced Intelligence Engineering					
Springbrook Local to Cloud Migration - Milesto	242169	14142	072.07.2024	70-000-000-52-5240-000C	2,280.00
Spring 2024 PC Replacement - Project Labor	242169	14143	072.07.2024	70-000-000-52-5240-000C	2,375.00
Monthly Managed IT Services for 2024	242169	14146	072.07.2024	70-000-000-52-5240-000C	20,826.40
Replacement UPS for AP Clerk	242412	14189	075.07.2024	70-000-000-53-5305-000C	79.79
New Workstation for PPF Assistant Manager	242412	14190	075.07.2024	70-000-000-53-5305-000C	839.55
PC for AGC Asst Golf Pro	242339	14197	074.07.2024	70-000-000-53-5305-000C	637.77
Scanners for PPF Group Fitness Rooms	242339	14198	074.07.2024	70-000-000-53-5305-000C	180.60
Replacement Laptop Battery for Executive Assis	242339	14200	074.07.2024	70-000-000-53-5305-000C	45.13
Park Services Network Closet Cleanup	242412	14207	075.07.2024	70-000-000-53-5305-000C	17.85
Park Services Network Closet Cleanup	242412	14207	075.07.2024	70-000-000-52-5240-000C	380.00
Park Services UPS Replacement - Supplies	242412	14208	075.07.2024	70-000-000-53-5305-000C	743.40
Park Services UPS Replacement - Project Labor	242412	14208	075.07.2024	70-000-000-52-5240-000C	455.00
WiFi Expansion for EV Charges at the Commun	242412	14209	075.07.2024	70-000-000-53-5305-000C	1,785.00
WiFi Expansion for EV Charges at the Commun	242412	14209	075.07.2024	70-000-000-52-5240-000C	285.00
Replacement Laptop for Assistant Finance Direc	242412	14212	075.07.2024	70-000-000-53-5305-000C	1,359.20
New Access Points for CAC and ML Bandshell - 242491	242491	14214	081.08.2024	70-000-000-53-5305-000C	3,223.50
New Access Points for CAC and ML Bandshell - 242491	242491	14214	081.08.2024	70-000-000-52-5240-000C	495.60
New Access Points for CAC and ML Bandshell - 242491	242491	14214	081.08.2024	70-000-000-52-5240-000C	380.00
Replacement Monitor Cables	242412	14215	075.07.2024	70-000-000-53-5305-000C	23.02
Monthly Support August 2024	242491	14217	081.08.2024	70-000-000-52-5240-000C	20,826.40
				Vendor Total:	57,238.21
06228 Voyant Communications					
IS&T 070124-073124	242252	0030832240701	072.07.2024	70-000-000-52-5262-000C	18.12
IS&T 080124-083124	242550	0030832240801	081.08.2024	70-000-000-52-5262-000C	17.24
				Vendor Total:	35.36
				Fund Total:	57,878.57
75 Health Insurance					
00198 Cleary, Mary Beth					
Refund for Dental Premium-Overpayment Recei	242182	070324	072.07.2024	75-000-000-21-2137-000C	175.36
				Vendor Total:	175.36
00270 Flexible Benefit Service Corp.					
Flex/Cobra Admin Fees June 2024	242435	FBS-974253	075.07.2024	75-000-000-52-5274-000C	60.00
				Vendor Total:	60.00
06726 Dearborn Life Insurance Company					
WDSRA% Insurance August 2024	242276	F024990-1 0824	073.07.2024	75-000-000-12-1222-000C	12.92
Foundation% Insurance August 2024	242276	F024990-1 0824	073.07.2024	75-000-000-12-1221-000C	6.48
GTL Insurance August 2024	242276	F024990-1 0824	073.07.2024	75-000-000-52-5230-000C	2,334.62
Vision Insurance August 2024	242276	F024990-1 0824	073.07.2024	75-000-000-52-5231-000C	1,268.88
Retiree Vision Insurance August 2024	242276	F024990-1 0824	073.07.2024	75-000-000-21-2137-000C	38.64
EAP for August 2024	242429	F024990-2 0824	075.07.2024	75-000-000-52-5231-000C	647.68
				Vendor Total:	4,309.22
				Fund Total:	4,544.58

Fund **Description**
Vendor No **Vendor Name**

Line Item Description	Check No	Invoice Number	Batch Number	GL Account Number	Amount
					<hr/> <hr/>
Report Total:					1,858,111.51
					<hr/> <hr/>

Accounts Payable

Checks Approval Document



User: rtucker
Printed: 8/13/2024 - 10:57 AM


Wheaton Park District

Board of Commissioners Report From the Period Beginning July 10, 2024 and Ending August 13, 2024.

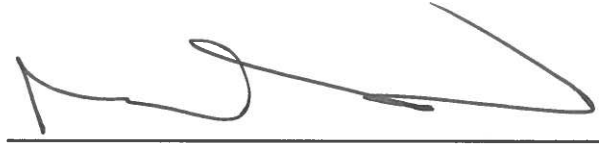
Fund	Description	Amount
10	General	112,486.60
20	Recreation	63,429.95
22	Cosley Zoo	8,739.86
26	IMRF	37,394.43
40	Capital Projects	4,231.54
60	Golf Fund	102,288.22
70	Information Technology	459.50
75	Health Insurance	177,121.45
Report Total:		506,151.55

To the Board of Commissioners

The payment of the above listed accounts has been accepted by the Park District Board of Commissioners at their meeting held on August 21, 2024.



(Treasurer)



(Secretary)

Accounts Payable

Checks Approval List

User: rtucker
 Printed: 8/13/2024 - 11:01 AM



Wheaton Park District

Board of Commissioners Report From the Period Beginning July 10, 2024 and Ending August 13, 2024.

Fund	Description	Vendor No	Vendor Name	Line Item Description	Check No	Invoice Number	Batch Number	GL Account Number	Amount
10	General								
00269	Euclid Beverage								
SES 2024		167834			167834	W-4016169	161.08.2024	10-000-416-53-5346-190€	4,576.00
Vendor Total:									4,576.00
00448	IL LIQUOR CONTROL COMM.								
Summer Concert Series 8/25/24 Liquor License		0			0	4B-0083389	141.07.2024	10-000-416-52-5241-190€	100.00
Vendor Total:									100.00
00465	I.M.R.F.								
06/2024 IMRF		0			0	861838-G2J7	141.07.2024	10-000-000-21-2124-000€	35,674.50
06/2024 IMRF		0			0	861838-G2J7	141.07.2024	10-000-000-21-2123-000€	14,619.11
06/2024 IMRF		0			0	864762-H7P3	141.07.2024	10-000-000-21-2124-000€	1,472.44
Vendor Total:									51,766.05
00766	Pre-Paid Legal Service Inc								
07/24 Pre-Paid Legal		0			0	073124	141.07.2024	10-000-000-21-2127-000€	295.34
Vendor Total:									295.34
01006	Vermont Systems Inc								
06/24 Merchant CC Processing Fees		0			0	063024	141.07.2024	10-000-000-52-5239-000€	67.79
06/24 Merchant CC Processing Fees		0			0	063024	141.07.2024	10-000-416-52-5239-190€	37.64
06/24 Merchant CC Processing Fees		0			0	063024	141.07.2024	10-101-000-52-5239-000€	299.10
Vendor Total:									404.53
01091	Aflac								
July 2024 Aflac		0			0	885886	141.07.2024	10-000-000-21-2131-000€	263.06
July 2024 Aflac		0			0	885886	141.07.2024	10-000-000-21-2132-000€	151.56
Vendor Total:									414.62
02412	Milton Township								
CERT Donation - Air Force Concert/Fireworks		167792			071124		162.07.2024	10-000-416-52-5241-190€	1,250.00
CERT Donation - Summer Entertainment Series		167822			072524		164.07.2024	10-000-416-52-5241-190€	750.00
CERT Donation - SES 2024 - 08/02/24-08/03/24		167861			080824		162.08.2024	10-000-416-52-5241-190€	500.00
Vendor Total:									2,500.00
03829	Texas Life Insurance Company								
Texas Life Insurance July 2024		0			0	SB08FS202407140	141.07.2024	10-000-000-21-2130-000€	171.72
Vendor Total:									171.72
04121	UMB Bank N.A.								
WSJ Subscription for July 2024		0			0	0082_2406250000	171.07.2024	10-419-000-54-5425-000€	38.99
Sign Shop Supplies		0			0	0118_2406040000	171.07.2024	10-101-000-53-5314-000€	471.15
Sign Shop Supplies		0			0	0118_2406050000	171.07.2024	10-101-000-53-5314-000€	581.06
Supplies for Zoo		0			0	0118_2406050000	171.07.2024	10-101-000-53-5314-000€	69.54
Sign Shop Supplies		0			0	0118_2406100000	171.07.2024	10-101-000-53-5314-000€	86.16
Quarterly Staff Meeting - Pizza		0			0	0140_2406040000	171.07.2024	10-430-000-54-5432-000€	75.62

Fund	Description	Vendor No	Vendor Name	Line Item Description	Check No	Invoice Number	Batch Number	GL Account Number	Amount
	Rental Rack Cards				0	0140_2406110000	171.07.2024	10-430-000-54-5426-000C	136.00
	Washing Machine				0	0182_2406030000	171.07.2024	10-101-000-53-5316-000C	1,478.00
	Bandshell Supplies				0	0182_2406120000	171.07.2024	10-101-000-53-5313-000C	399.00
	Hand Dryer				0	0182_2406240000	171.07.2024	10-101-000-53-5312-000C	1,580.00
	Stock				0	0182_2406240000	171.07.2024	10-101-000-53-5312-000C	242.00
	Staff Relations				0	0223_2406120000	171.07.2024	10-101-000-53-5302-000C	82.30
	I-Pass Replenish				0	0314_2406030000	171.07.2024	10-101-000-53-5348-000C	40.00
	Ibuprofen				0	0314_2406060000	171.07.2024	10-101-000-53-5303-000C	16.84
	First Aid Supplies				0	0314_2406060000	171.07.2024	10-101-000-53-5303-000C	19.98
	Cleaning Lens Wipes				0	0314_2406060000	171.07.2024	10-101-000-53-5302-000C	14.94
	Breakroom Supplies				0	0314_2406070000	171.07.2024	10-101-000-53-5302-000C	210.21
	Toilet Paper				0	0314_2406070000	171.07.2024	10-101-000-53-5316-000C	174.32
	Soap				0	0314_2406110000	171.07.2024	10-101-000-53-5316-000C	19.58
	Paper Towels				0	0314_2406120000	171.07.2024	10-101-000-53-5316-000C	169.96
	Extension Cord				0	0314_2406130000	171.07.2024	10-101-000-53-5312-000C	18.14
	Office Supplies				0	0314_2406130000	171.07.2024	10-101-000-53-5302-000C	7.99
	Water				0	0314_2406190000	171.07.2024	10-101-000-53-5302-000C	35.91
	Uniform Hats				0	0314_2406250000	171.07.2024	10-101-000-53-5330-000C	29.98
	Poison Ivy Soap				0	0314_2406250000	171.07.2024	10-101-000-53-5303-000C	29.16
	Office Supplies				0	0314_2406270000	171.07.2024	10-101-000-53-5302-000C	16.98
	Refund for Custodial Supply				0	0314_2406280000	171.07.2024	10-101-000-53-5316-000C	-19.58
	Custodial Supplies				0	0314_2406290000	171.07.2024	10-101-000-53-5316-000C	346.26
	Uniform Hats				0	0314_2406290000	171.07.2024	10-101-000-53-5330-000C	224.85
	Office Supplies				0	0314_2406300000	171.07.2024	10-101-000-53-5302-000C	50.54
	Office Supplies				0	0314_2406300000	171.07.2024	10-101-000-53-5302-000C	35.99
	Staff Meeting Run/Cream of Wheaton				0	0455_2406010000	171.07.2024	10-000-000-54-5434-000C	28.93
	Executive Director/City Manager/CUSD 200 Sup				0	0455_2406280000	171.07.2024	10-000-000-54-5438-000C	19.44
	Alcohol Certification				0	0504_2406050000	171.07.2024	10-101-000-54-5432-000C	19.75
	Postage for Employee Relief 2023 IL990				0	0686_2406140000	171.07.2024	10-000-000-53-5304-000C	1.63
	Annual Report Award Application Fee - 2023 Au				0	0686_2406240000	171.07.2024	10-419-000-54-5425-000C	460.00
	Coffee K-Cups				0	0736_2406120000	171.07.2024	10-000-856-53-5302-000C	75.55
	Frames for Service Awards				0	0736_2406250000	171.07.2024	10-418-000-54-5434-000C	121.05
	Acrylic Display Stands				0	0744_2406250000	171.07.2024	10-000-415-53-5302-000C	319.10
	Golf Cart Tires				0	0827_2406070000	171.07.2024	10-101-000-53-5315-000C	184.95
	Pump				0	0827_2406100000	171.07.2024	10-101-000-53-5315-000C	29.12
	Tires				0	0827_2406100000	171.07.2024	10-101-000-53-5315-000C	106.49
	Machinery Supplies				0	0827_2406110000	171.07.2024	10-101-000-53-5315-000C	169.49
	Tires				0	0827_2406120000	171.07.2024	10-101-000-53-5306-000C	151.36
	Machinery Supplies				0	0827_2406140000	171.07.2024	10-101-000-53-5315-000C	84.00
	Tires				0	0827_2406210000	171.07.2024	10-101-000-53-5315-000C	156.98
	Tilt Trailer				0	0827_2406240000	171.07.2024	10-101-000-53-5315-000C	85.94
	Grease Gun				0	0827_2406250000	171.07.2024	10-101-000-53-5345-000C	58.99
	Machinery Supplies				0	0827_2406260000	171.07.2024	10-101-000-53-5315-000C	365.22
	Supplies				0	0827_2406270000	171.07.2024	10-101-000-53-5316-000C	139.00
	Supplies				0	0827_2406280000	171.07.2024	10-101-000-53-5345-000C	19.96
	Gojo Handwash				0	0850_2406070000	171.07.2024	10-101-856-53-5316-000C	109.98
	Custodial Supplies				0	0850_2406290000	171.07.2024	10-101-856-53-5316-000C	108.55
	Facebook Ad - Summer Entertainment Series				0	0876_2406140000	171.07.2024	10-000-416-52-5241-190C	27.02
	Facebook Ad - Summer Entertainment Series				0	0876_2406160000	171.07.2024	10-000-416-52-5241-190C	113.46
	Facebook Ad - Summer Entertainment Series				0	0876_2406190000	171.07.2024	10-000-416-52-5241-190C	125.00
	Scanner for Summer Entertainment Series				0	0876_2406190000	171.07.2024	10-000-416-53-5346-190C	298.16
	Facebook Ad - Summer Entertainment Series				0	0876_2406210000	171.07.2024	10-000-416-52-5241-190C	125.00
	Supplies for Summer Entertainment Series				0	0876_2406220000	171.07.2024	10-000-416-53-5346-190C	34.95
	6-21-24 Summer Entertainment Series Concert F				0	0876_2406240000	171.07.2024	10-000-416-42-4241-190C	20.00
	Facebook Ad - Summer Entertainment Series				0	0876_2406300000	171.07.2024	10-000-416-52-5241-190C	119.76
	Coffee for Rentals				0	0884_2406010000	171.07.2024	10-430-000-53-5302-000C	24.42
	Photo Reproductions				0	0884_2406030000	171.07.2024	10-430-000-53-5302-1107	67.96
	Nitrile Gloves				0	0884_2406030000	171.07.2024	10-430-000-53-5302-1107	11.87

Fund	Description	Vendor No	Vendor Name	Line Item Description	Check No	Invoice Number	Batch Number	GL Account Number	Amount
	Exhibit Installation Supplies				0	0884_2406040000	171.07.2024	10-430-000-53-5302-1107	81.79
	Membership for American Alliance of Museums				0	0884_2406200000	171.07.2024	10-430-000-54-5425-000C	195.00
	Smugmug Annual Subscription for Photo Storage				0	0959_2406020000	171.07.2024	10-000-415-54-5425-000C	120.00
	Google Monthly Subscription				0	0959_2406020000	171.07.2024	10-000-415-54-5425-000C	9.99
	WPD Gift Card for Camera Club Photo Contest				0	0959_2406070000	171.07.2024	10-000-415-53-5302-000C	50.00
	WPD Gift Card for Camera Club Photo Contest				0	0959_2406070000	171.07.2024	10-000-415-53-5302-000C	100.00
	Wp Engine Subscription 06/25/24-07/24/24				0	0959_2406250000	171.07.2024	10-000-415-54-5425-000C	850.00
	Candy for 4th of July Parade				0	3677_2406040000	171.07.2024	10-000-416-53-5346-1902	301.10
	Candy for 4th of July Parade				0	3677_2406080000	171.07.2024	10-000-416-53-5346-1902	128.84
	Candy for 4th of July Parade				0	3677_2406090000	171.07.2024	10-000-416-53-5346-1902	107.24
	Bags for 4th of July Parade				0	3677_2406250000	171.07.2024	10-000-416-53-5346-1902	14.95
	Supplies for Summer Entertainment Series				0	3761_2406160000	171.07.2024	10-000-416-53-5346-190C	231.18
	Supplies for Summer Entertainment Series				0	3761_2406190000	171.07.2024	10-000-416-53-5346-190C	39.88
	Supplies for Summer Entertainment Series				0	3761_2406190000	171.07.2024	10-000-416-53-5346-190C	41.94
	Supplies for Summer Entertainment Series				0	3761_2406200000	171.07.2024	10-000-416-53-5346-190C	5.00
	Supplies for Summer Entertainment Series				0	3761_2406200000	171.07.2024	10-000-416-53-5346-190C	195.77
	Supplies for Summer Entertainment Series				0	3761_2406210000	171.07.2024	10-000-416-53-5346-190C	27.80
	Supplies for Summer Entertainment Series				0	3761_2406210000	171.07.2024	10-000-416-53-5346-190C	80.97
	Buona Beef for Summer Entertainment Series				0	3761_2406220000	171.07.2024	10-000-416-53-5346-190C	244.75
	Buona Beef for Summer Entertainment Series				0	3761_2406230000	171.07.2024	10-000-416-53-5346-190C	232.80
	ASCAP License Fee				0	4600_2406070000	171.07.2024	10-000-000-54-5425-000C	292.75
	Chamber Luncheon- Ex Director				0	4600_2406180000	171.07.2024	10-000-000-54-5438-000C	11.67
	New Commissioner IAPD Boot Camp				0	4600_2406260000	171.07.2024	10-000-000-54-5401-000C	31.67
	Supplies for Cream of Wheaton				0	9193_2406030000	171.07.2024	10-101-000-53-5334-000C	221.68
	Supplies for Cream of Wheaton				0	9193_2406030000	171.07.2024	10-101-000-53-5312-000C	59.94
	Supplies for Cream of Wheaton				0	9193_2406030000	171.07.2024	10-101-000-53-5334-000C	154.34
	CAC Glass Block				0	9193_2406060000	171.07.2024	10-101-000-53-5312-000C	155.97
	Gate Hinge Latch				0	9193_2406080000	171.07.2024	10-101-000-53-5308-000C	24.98
	Gas Sewer Jetter Rental				0	9193_2406110000	171.07.2024	10-101-000-52-5220-000C	297.85
	Gas Sewer Jetter Rental				0	9193_2406120000	171.07.2024	10-101-000-52-5220-000C	9.99
	Hillside Lot				0	9193_2406270000	171.07.2024	10-101-000-53-5314-000C	25.08
	Kona Ice Truck for Seasonal Staff Awards				0	9243_2406180000	171.07.2024	10-000-000-53-5302-000C	575.00
	Kona Refund for All Staff Awards Picnic				0	9243_2406280000	171.07.2024	10-000-000-53-5302-000C	-575.00
	Supplies for All Staff Awards Picnic				0	9243_2406280000	171.07.2024	10-000-000-53-5302-000C	240.55
	Girl Scout Cabin				0	9292_2406080000	171.07.2024	10-101-000-53-5314-000C	151.21
	Northside Electrical Supplies				0	9292_2406180000	171.07.2024	10-101-000-53-5312-000C	100.99
	Bandshell Supplies				0	9292_2406200000	171.07.2024	10-101-000-53-5334-000C	73.17
	Zoo Plumbing Supplies				0	9292_2406240000	171.07.2024	10-101-000-53-5311-000C	31.59
	N2 Company				0	9342_2406050000	171.07.2024	10-000-416-52-5241-190C	275.00
	Soundcloud Monthly Fee				0	9342_2406080000	171.07.2024	10-000-415-54-5425-000C	16.00
								Vendor Total:	15,698.38
04287	Global Payments Inc								
	06/24 Merchant CC Processing Fees				0	063024	141.07.2024	10-000-416-52-5239-190C	1,115.89
								Vendor Total:	1,115.89
06279	Paylocity Corporation								
	07/12/2024 Payroll Processing				0	112490294	141.07.2024	10-000-000-52-5211-000C	538.35
	07/26/2024 Payroll Processing				0	112510269	141.07.2024	10-000-000-52-5211-000C	880.43
								Vendor Total:	1,418.78
06575	Lewchenko, Jonathan								
	Fool House - Summer Entertainment Series 07/2 167809					072024-1	163.07.2024	10-000-416-52-5241-190C	6,750.00
								Vendor Total:	6,750.00
06874	Standard Retirement Services Inc.								
	07/12/24 Deferred Comp				0	071224	141.07.2024	10-000-000-21-2126-000C	4,052.75

Fund	Description	Vendor No	Vendor Name	Check No	Invoice Number	Batch Number	GL Account Number	Amount
Line Item	Description			Check No	Invoice Number	Batch Number	GL Account Number	Amount
07/12/24	Deferred Comp	0		071224	141.07.2024		10-000-000-21-2135-000C	479.71
07/26/24	Deferred Comp	0		072624	141.07.2024		10-000-000-21-2126-000C	4,263.38
07/26/24	Deferred Comp	0		072624	141.07.2024		10-000-000-21-2135-000C	479.45
Vendor Total:								9,275.29
07477	Krawczykowski, Mark							
	Rocks Off -- Summer Entertainment Series 08/0/	167838		080224	161.08.2024		10-000-416-52-5241-190C	3,500.00
Vendor Total:								3,500.00
07492	Braun, Eric							
	Killing Me Smalls - Summer Entertainment Seri	167829		080324	161.08.2024		10-000-416-52-5241-190C	1,000.00
Vendor Total:								1,000.00
07508	2nd Hand News LLC							
	Second Hand News - Summer Entertainment Se	167827		080224	161.08.2024		10-000-416-52-5241-190C	3,000.00
Vendor Total:								3,000.00
07515	Gaertner, Sean M.							
	Sean Gaertner - Summer Entertainment Series 2	167806		072124	163.07.2024		10-000-416-52-5241-190C	200.00
Vendor Total:								200.00
07517	Burning Red Band, LLC							
	Burning Red - Summer Entertainment Series 07/	167801		071924	163.07.2024		10-000-416-52-5241-190C	5,100.00
Vendor Total:								5,100.00
07520	FBE & Associates, LLC							
	Fueled by Emo - Summer Entertainment Series	167804		072024	163.07.2024		10-000-416-52-5241-190C	700.00
Vendor Total:								700.00
07537	Philippe, Jeffrey M							
	The Red Roses - Summer Entertainment Series C	167840		080324	161.08.2024		10-000-416-52-5241-190C	2,000.00
Vendor Total:								2,000.00
TMP*3425	DuPage Symphony Orchestra							
	Summer Entertainment Series 07/21/24	167803		072124-1	163.07.2024		10-000-416-52-5241-190C	2,500.00
Vendor Total:								2,500.00
Fund Total:								112,486.60
20	Recreation							
01006	Vermont Systems Inc							
06/24	Merchant CC Processing Fees	0		063024	141.07.2024		20-350-302-52-5239-000C	192.50
06/24	Merchant CC Processing Fees	0		063024	141.07.2024		20-350-303-52-5239-000C	160.75
06/24	Merchant CC Processing Fees	0		063024	141.07.2024		20-000-000-52-5239-000C	11,229.63
06/24	Merchant CC Processing Fees	0		063024	141.07.2024		20-222-232-52-5239-000C	2,839.50
06/24	Merchant CC Processing Fees	0		063024	141.07.2024		20-222-231-52-5239-000C	486.60
06/24	Merchant CC Processing Fees	0		063024	141.07.2024		20-000-112-52-5239-000C	89.69
06/24	Merchant CC Processing Fees	0		063024	141.07.2024		20-000-304-52-5239-000C	400.52
Vendor Total:								15,399.19
04121	UMB Bank N.A.							
	Trophies	0		0074_2406130000	171.07.2024		20-221-223-53-5319-477C	675.00
	Camp Sports and Sorts Field Trip	0		0074_2406190000	171.07.2024		20-220-203-52-5280-336C	651.72
	Concession Supplies	0		0074_2406200000	171.07.2024		20-221-223-53-5329-000C	791.42
	Lunch for Carnival Staff	0		0134_2406020000	171.07.2024		20-000-416-52-5241-190C	171.48
	Sign Up Genius	0		0134_2406270000	171.07.2024		20-350-302-52-5211-000C	9.99

Fund	Description	Vendor No	Vendor Name	Line Item Description	Check No	Invoice Number	Batch Number	GL Account Number	Amount
	DirecTV 06/28/24-07/27/24				0	0134_2406300000	171.07.2024	20-350-302-52-5211-0000	244.99
	CAC Glass Block				0	0182_2406260000	171.07.2024	20-101-225-53-5313-0000	146.76
	Circuit Board for Pitching Machine				0	0182_2406260000	171.07.2024	20-101-000-53-5313-0000	271.25
	Fish O Rama Supplies				0	0207_2406070000	171.07.2024	20-000-112-53-5301-0000	6.95
	Fish O Rama Supplies				0	0207_2406090000	171.07.2024	20-000-112-53-5301-0000	63.57
	Office Supplies				0	0207_2406090000	171.07.2024	20-000-112-53-5302-0000	9.99
	Camp Supplies				0	0207_2406100000	171.07.2024	20-220-112-53-5301-6628	70.94
	Pinwheel Craft				0	0207_2406140000	171.07.2024	20-000-112-53-5301-0000	40.99
	Cooling Towels/Ice Cold Therapy Packs/Potato (0				0	0207_2406170000	171.07.2024	20-000-112-53-5302-0000	107.55
	Gatorade Packets				0	0207_2406180000	171.07.2024	20-000-112-53-5302-0000	36.45
	Water/Gatorade/Paper Cups				0	0207_2406190000	171.07.2024	20-000-112-53-5302-0000	26.96
	Shipping for Fish Keytags				0	0207_2406190000	171.07.2024	20-000-112-53-5301-0000	80.00
	Pool Vacuum				0	0314_2406110000	171.07.2024	20-101-231-53-5302-0000	140.00
	Pool Nets				0	0314_2406110000	171.07.2024	20-101-232-53-5302-0000	92.94
	Portable Air Conditioner				0	0314_2406120000	171.07.2024	20-222-231-53-5306-0000	289.00
	Paper Towels				0	0314_2406120000	171.07.2024	20-101-000-53-5313-0000	72.84
	Paint Supplies				0	0314_2406120000	171.07.2024	20-101-231-53-5347-0000	33.44
	NS Pool Supplies				0	0314_2406120000	171.07.2024	20-101-231-53-5302-0000	58.93
	Baby Changing Tables				0	0314_2406200000	171.07.2024	20-101-231-53-5302-0000	571.16
	Athletic Supplies				0	0314_2406260000	171.07.2024	20-101-000-53-5349-0000	64.93
	Faucet Replacement Parts				0	0348_2406040000	171.07.2024	20-101-220-53-5313-0000	99.00
	CC Exterior Locks				0	0348_2406040000	171.07.2024	20-101-220-52-5210-0000	199.82
	Spray Refill Bottles				0	0348_2406070000	171.07.2024	20-101-220-53-5316-0000	44.60
	Glass Cleaner Refill				0	0348_2406070000	171.07.2024	20-101-220-53-5316-0000	114.00
	Leaf Blower				0	0348_2406080000	171.07.2024	20-101-220-53-5313-0000	118.79
	Gloves				0	0348_2406080000	171.07.2024	20-101-220-53-5316-0000	58.18
	Custodial Supplies				0	0348_2406080000	171.07.2024	20-101-220-53-5316-0000	122.95
	Brooms and Dustpans				0	0348_2406160000	171.07.2024	20-101-220-53-5316-0000	57.57
	Portable Radio Battery				0	0348_2406180000	171.07.2024	20-101-220-53-5313-0000	68.06
	Battery Chargers				0	0348_2406200000	171.07.2024	20-101-220-53-5313-0000	41.54
	Battery Packs				0	0348_2406200000	171.07.2024	20-101-220-53-5313-0000	69.98
	Custodial Supplies				0	0348_2406210000	171.07.2024	20-101-220-53-5316-0000	250.18
	Adapter Cables				0	0348_2406270000	171.07.2024	20-101-220-53-5312-0000	35.72
	Rubber Floor Mats				0	0348_2406290000	171.07.2024	20-101-220-53-5313-0000	219.98
	Turtle Craft Kits for Camps				0	0355_2406030000	171.07.2024	20-220-112-53-5301-6628	76.88
	Food for Camp Cookout				0	0355_2406030000	171.07.2024	20-220-112-53-5301-6628	60.56
	Food for Camp Cookout				0	0355_2406040000	171.07.2024	20-220-112-53-5301-6628	12.48
	Mealworms and Crickets				0	0355_2406070000	171.07.2024	20-220-112-53-5301-6610	11.80
	Yardsticks for F.O.R.				0	0355_2406120000	171.07.2024	20-000-112-53-5301-0000	14.91
	Camp Supplies				0	0355_2406180000	171.07.2024	20-220-112-53-5301-6628	24.85
	Camp Coolers				0	0355_2406180000	171.07.2024	20-220-112-53-5301-6628	64.91
	Refund of Tax Charge				0	0355_2406180000	171.07.2024	20-220-112-53-5301-6628	-4.95
	Bug Spray				0	0355_2406200000	171.07.2024	20-220-112-53-5301-6628	54.95
	Crickets and Mealworms				0	0355_2406200000	171.07.2024	20-220-112-53-5301-6610	11.11
	Camp Supplies				0	0355_2406220000	171.07.2024	20-220-112-53-5301-6628	21.97
	Program Supplies				0	0355_2406220000	171.07.2024	20-220-112-53-5301-6610	6.60
	Popsicles for Camp				0	0355_2406220000	171.07.2024	20-220-112-53-5301-6628	34.75
	Camp Supplies				0	0355_2406230000	171.07.2024	20-220-112-53-5301-6628	198.00
	Camp Supplies				0	0355_2406230000	171.07.2024	20-220-112-53-5301-6628	8.38
	Storage				0	0454_2406260000	171.07.2024	20-221-222-53-5302-0000	159.80
	Concession Items for R.W.B. Softball				0	0454_2406270000	171.07.2024	20-221-223-53-5329-0000	674.42
	Staff Meeting Run/Cream of Wheaton				0	0455_2406010000	171.07.2024	20-000-000-54-5434-0000	28.93
	Executive Director/City Manager/CUSD 200 Su				0	0455_2406280000	171.07.2024	20-000-000-54-5438-0000	19.44
	Floor Mats				0	0710_2406020000	171.07.2024	20-220-203-53-5301-3366	218.54
	Office Supplies				0	0710_2406140000	171.07.2024	20-000-205-53-5302-0000	45.18
	Bubbles				0	0710_2406200000	171.07.2024	20-000-205-53-5302-0000	25.98
	Flag Football Supplies				0	0710_2406220000	171.07.2024	20-221-222-53-5301-4458	339.40
	Rosatis Pizza for Referees				0	0868_2406150000	171.07.2024	20-220-204-53-5301-4451	224.85

Fund	Description	Vendor No	Vendor Name	Line Item Description	Check No	Invoice Number	Batch Number	GL Account Number	Amount
	Wedding Trellis				0	0876_2406040000	171.07.2024	20-000-416-53-5346-1905	49.99
	Refund for Wedding Trellis				0	0876_2406050000	171.07.2024	20-000-416-53-5346-1905	-49.99
	Club Marketing & Management Service				0	0926_2406040000	171.07.2024	20-350-302-52-5210-000C	650.00
	Business Cards				0	0926_2406050000	171.07.2024	20-350-302-54-5426-000C	23.65
	PPF Music				0	0926_2406100000	171.07.2024	20-350-302-53-5306-000C	10.99
	Toner Cartridge				0	0926_2406100000	171.07.2024	20-350-302-53-5306-000C	115.39
	Wipe Rubber Stoppers				0	0926_2406120000	171.07.2024	20-350-302-53-5306-000C	18.89
	GF Texting				0	0926_2406150000	171.07.2024	20-350-302-53-5306-000C	25.00
	Towel Bin				0	0926_2406220000	171.07.2024	20-350-302-53-5306-000C	69.50
	Dance Camp Supplies				0	0934_2406050000	171.07.2024	20-220-202-53-5301-2205	52.22
	Children's Playhouse Supplies				0	0934_2406110000	171.07.2024	20-220-202-53-5301-2266	1.25
	Summer Spotlight Cast T-Shirts				0	0934_2406110000	171.07.2024	20-220-202-53-5301-2266	339.68
	Theatre Camp Supplies				0	0934_2406160000	171.07.2024	20-220-202-53-5301-2255	39.24
	Summer Spotlight Pizza Party				0	0934_2406210000	171.07.2024	20-220-202-53-5301-2266	160.94
	Theatre Camp Supplies				0	0934_2406260000	171.07.2024	20-220-202-53-5301-2255	32.66
	Camp Sports and Sorts Field Trip				0	0942_2406050000	171.07.2024	20-220-203-52-5280-3366	800.00
	Chicago Bulls Tickets				0	0942_2406060000	171.07.2024	20-220-204-52-5280-444C	500.00
	Camp Sports and Sorts Field Trip				0	0942_2406120000	171.07.2024	20-220-203-52-5280-3366	234.00
	Camp Sports and Sorts Field Trip				0	0942_2406140000	171.07.2024	20-220-203-52-5280-3366	75.47
	Camp Sports and Sorts Field Trip				0	0942_2406140000	171.07.2024	20-220-203-52-5280-3366	38.50
	Camp Sports and Sorts Field Trip				0	0942_2406180000	171.07.2024	20-220-203-52-5280-3366	950.00
	ASCAP License Fee				0	4600_2406070000	171.07.2024	20-000-000-54-5425-000C	292.75
	Chamber Luncheon- Ex Director				0	4600_2406180000	171.07.2024	20-000-000-54-5438-000C	11.67
	New Commissioner IAPD Boot Camp				0	4600_2406260000	171.07.2024	20-000-000-54-5401-000C	31.67
	Additional Ticket for Jazzin at the Shedd Aquari				0	6165_2406030000	171.07.2024	20-220-304-52-5280-5522	399.50
	Deposit for Some Like it Hot Broadway in Chic				0	6165_2406060000	171.07.2024	20-220-304-52-5280-5522	1,025.00
	Shoreline Sightseeing Navy Pier Day Trip 6-26				0	6165_2406190000	171.07.2024	20-220-304-52-5280-5522	480.96
	Shoreline Sightseeing Additional Ticket				0	6165_2406250000	171.07.2024	20-220-304-52-5280-5522	30.06
	Kilwins Gift Card				0	6165_2406250000	171.07.2024	20-220-304-52-5280-5522	10.00
	Kilwins Additional Ice Cream Cone				0	6165_2406260000	171.07.2024	20-220-304-52-5280-5522	8.41
	Refund from Reunion Restaurant in Navy Pier fr				0	6165_2406260000	171.07.2024	20-220-304-52-5280-5522	-66.00
	Navy Pier Additional Ticket				0	6165_2406270000	171.07.2024	20-220-304-52-5280-5522	21.30
	Panelboard Switch				0	8372_2406280000	171.07.2024	20-101-220-53-5312-000C	2,528.65
	CAC Door Stop				0	9193_2406070000	171.07.2024	20-101-225-53-5313-000C	37.62
	Glass Block Window Replacement				0	9193_2406070000	171.07.2024	20-101-225-53-5313-000C	635.55
	CAC Glass Block Windows				0	9193_2406200000	171.07.2024	20-101-225-53-5313-000C	187.63
	CC Electrical Supplies				0	9193_2406270000	171.07.2024	20-101-220-53-5312-000C	79.97
	Indicator Light				0	9193_2406290000	171.07.2024	20-101-220-53-5313-000C	15.98
	Barracudas Swim Team Shirts				0	9235_2406040000	171.07.2024	20-222-231-53-5306-000C	1,701.00
	Camp Sports and Sorts Field Trip				0	9235_2406050000	171.07.2024	20-220-203-52-5280-3366	293.00
	Camp Sports and Sorts Field Trip				0	9235_2406100000	171.07.2024	20-220-203-52-5280-3366	1,381.87
	Business Cards				0	9235_2406110000	171.07.2024	20-000-205-53-5302-000C	58.25
	Stamp for Front Desk				0	9243_2406040000	171.07.2024	20-220-304-53-5301-550C	38.46
	Stamps				0	9243_2406040000	171.07.2024	20-220-304-53-5301-550C	136.00
	Office Supplies				0	9243_2406070000	171.07.2024	20-220-304-53-5301-550C	40.49
	Office Supplies				0	9243_2406070000	171.07.2024	20-000-304-53-5302-000C	69.80
	Office Supplies				0	9243_2406070000	171.07.2024	20-000-304-53-5302-000C	-102.49
	Program Supplies				0	9243_2406110000	171.07.2024	20-220-304-53-5301-550C	14.99
	Office Supplies				0	9243_2406120000	171.07.2024	20-220-304-53-5301-550C	39.01
	Tax Refund from Zazzle Amount Shown on Orig				0	9243_2406120000	171.07.2024	20-220-304-53-5301-550C	-2.93
	Program Supplies				0	9243_2406210000	171.07.2024	20-220-304-53-5301-550C	57.62
	Program Supplies				0	9243_2406210000	171.07.2024	20-220-304-53-5301-550C	8.75
	Office Supplies				0	9243_2406230000	171.07.2024	20-220-304-53-5301-550C	62.01
	Giftcards for Navy Pier Trip				0	9243_2406250000	171.07.2024	20-220-304-52-5280-5522	140.00
	Office Supplies				0	9243_2406290000	171.07.2024	20-220-304-53-5301-550C	57.37
	Rec Trac Training				0	9276_2406070000	171.07.2024	20-224-220-54-5432-000C	378.95
	Office Supplies				0	9276_2406090000	171.07.2024	20-224-220-53-5302-000C	62.04
	Office Supplies				0	9276_2406150000	171.07.2024	20-224-220-53-5302-000C	77.96

Fund	Description	Vendor No	Vendor Name	Line Item Description	Check No	Invoice Number	Batch Number	GL Account Number	Amount
	Office Supplies				0	9276_2406210000	171.07.2024	20-224-220-53-5302-000C	66.12
	Office Supplies				0	9276_2406210000	171.07.2024	20-224-220-53-5302-000C	14.98
	Office Supplies				0	9276_2406260000	171.07.2024	20-224-220-53-5302-000C	39.86
	CAC Glass Lock				0	9292_2406040000	171.07.2024	20-101-225-53-5313-000C	233.72
	Safety City Re-Key				0	9292_2406060000	171.07.2024	20-101-000-53-5313-000C	123.90
	Toohey Paint Supplies				0	9292_2406060000	171.07.2024	20-101-000-53-5313-000C	68.67
	Camp Supplies				0	9391_2406130000	171.07.2024	20-220-207-53-5301-77734	29.94
	Camp Supplies				0	9391_2406130000	171.07.2024	20-220-207-53-5301-7775	50.22
	Camp Supplies				0	9391_2406130000	171.07.2024	20-220-207-53-5301-7705	350.90
	Camp Supplies				0	9391_2406130000	171.07.2024	20-220-207-53-5301-7776	172.62
	Camp Supplies				0	9391_2406130000	171.07.2024	20-220-208-53-5301-888C	400.36
	Camp Supplies				0	9391_2406170000	171.07.2024	20-220-207-53-5301-7775	63.75
	Camp Supplies				0	9391_2406170000	171.07.2024	20-220-207-53-5301-7776	57.12
	Movie Screen Rental				0	9391_2406210000	171.07.2024	20-220-207-52-5280-7705	798.25
	Supplies				0	9490_2406040000	171.07.2024	20-222-232-53-5302-000C	10.00
	Supplies				0	9490_2406050000	171.07.2024	20-222-232-53-5302-000C	35.83
	Supplies				0	9490_2406080000	171.07.2024	20-222-232-53-5302-000C	304.29
	Office Furniture				0	9490_2406100000	171.07.2024	20-222-231-53-5306-000C	296.13
	Supplies				0	9490_2406150000	171.07.2024	20-222-232-53-5302-000C	156.90
	Supplies				0	9490_2406150000	171.07.2024	20-222-232-53-5302-000C	152.98
	Office Furniture				0	9490_2406150000	171.07.2024	20-222-231-53-5306-000C	48.95
	Supplies				0	9490_2406150000	171.07.2024	20-222-232-53-5302-000C	154.90
	Supplies				0	9490_2406160000	171.07.2024	20-222-232-53-5302-000C	122.19
	Supplies				0	9490_2406170000	171.07.2024	20-222-232-53-5302-000C	144.32
	Office Furniture				0	9490_2406190000	171.07.2024	20-222-231-53-5306-000C	131.88
	Supplies				0	9490_2406190000	171.07.2024	20-222-232-53-5302-000C	120.97
	Supplies				0	9490_2406210000	171.07.2024	20-222-232-53-5302-000C	31.50
	Rosatis Pizza				0	9490_2406210000	171.07.2024	20-222-232-53-5302-000C	111.46
	Supplies				0	9490_2406210000	171.07.2024	20-222-232-53-5302-000C	191.44
	Rosatis Pizza				0	9490_2406220000	171.07.2024	20-222-232-53-5302-000C	210.17
	Rosatis Pizza				0	9490_2406230000	171.07.2024	20-222-232-53-5302-000C	111.46
	Office Furniture				0	9490_2406240000	171.07.2024	20-222-231-53-5306-000C	197.86
	Rosatis Pizza				0	9490_2406290000	171.07.2024	20-222-232-53-5302-000C	114.71
	Camp Supplies				0	9719_2406030000	171.07.2024	20-220-207-53-5301-7775	61.14
	Camp Supplies				0	9719_2406030000	171.07.2024	20-220-207-53-5301-7776	72.41
	Camp Supplies				0	9719_2406030000	171.07.2024	20-220-207-53-5301-7776	7.56
	Camp Supplies				0	9719_2406030000	171.07.2024	20-220-207-53-5301-7775	54.55
	Camp Shirts				0	9719_2406040000	171.07.2024	20-220-207-53-5301-7776	349.00
	Camp Supplies				0	9719_2406040000	171.07.2024	20-220-207-53-5301-7705	30.72
	Camp Supplies				0	9719_2406040000	171.07.2024	20-220-207-53-5301-7705	78.78
	Camp Supplies				0	9719_2406040000	171.07.2024	20-220-207-53-5301-7734	47.39
	Camp Supplies				0	9719_2406060000	171.07.2024	20-220-207-53-5301-7705	112.90
	Camp Supplies				0	9719_2406060000	171.07.2024	20-220-207-53-5301-7776	134.81
	Camp Supplies				0	9719_2406060000	171.07.2024	20-220-207-53-5301-7775	107.11
	Camp Supplies				0	9719_2406060000	171.07.2024	20-220-208-53-5301-888C	133.61
	Camp Supplies				0	9719_2406060000	171.07.2024	20-220-207-53-5301-7705	532.58
	Pizza Party for Campers				0	9719_2406060000	171.07.2024	20-220-207-53-5301-7705	164.21
	Photos for Camp Project				0	9719_2406060000	171.07.2024	20-220-207-53-5301-7776	10.77
	Camp Supplies				0	9719_2406070000	171.07.2024	20-220-207-53-5301-7734	39.74
	Camp No Name Field Trip				0	9719_2406070000	171.07.2024	20-220-207-52-5280-7705	483.08
	Camp I Don't Know Field Trip				0	9719_2406070000	171.07.2024	20-220-208-52-5280-888C	161.02
	Camp Supplies				0	9719_2406080000	171.07.2024	20-220-207-53-5301-7775	59.43
	Camp Supplies				0	9719_2406080000	171.07.2024	20-220-207-53-5301-7705	72.91
	Camp Supplies				0	9719_2406100000	171.07.2024	20-220-207-53-5301-7776	106.43
	Deposit for Pizza with Santa				0	9719_2406100000	171.07.2024	20-220-209-52-5280-9901	50.00
	Camp Supplies				0	9719_2406110000	171.07.2024	20-220-207-53-5301-7705	124.14
	Camp Supplies				0	9719_2406110000	171.07.2024	20-220-207-53-5301-7705	38.57
	Camp Supplies				0	9719_2406110000	171.07.2024	20-220-208-53-5301-888C	17.76

Fund **Description**
Vendor No **Vendor Name**

Line Item Description	Check No	Invoice Number	Batch Number	GL Account Number	Amount	
Camp Supplies	0	9719_2406120000	171.07.2024	20-220-207-53-5301-7734	48.57	
Camp Supplies	0	9719_2406120000	171.07.2024	20-220-207-53-5301-7705	104.15	
Camp No Name Field Trip	0	9719_2406120000	171.07.2024	20-220-207-52-5280-7705	489.94	
Camp I Don't Know Field Trip	0	9719_2406120000	171.07.2024	20-220-208-52-5280-888C	326.62	
Camp Supplies	0	9719_2406120000	171.07.2024	20-220-207-53-5301-7734	13.64	
Camp Supplies	0	9719_2406120000	171.07.2024	20-220-207-53-5301-7705	259.36	
Camp Supplies	0	9719_2406120000	171.07.2024	20-220-207-53-5301-777E	45.08	
Camp Supplies	0	9719_2406120000	171.07.2024	20-220-207-53-5301-7775	32.32	
Pizza Party for Campers	0	9719_2406130000	171.07.2024	20-220-208-53-5301-888C	164.21	
Camp Supplies	0	9719_2406130000	171.07.2024	20-220-208-53-5301-888C	175.77	
Ice Cream Truck for Campers	0	9719_2406130000	171.07.2024	20-220-207-52-5280-7705	397.84	
Ice Cream Truck for Campers	0	9719_2406130000	171.07.2024	20-220-208-52-5280-888C	132.61	
Super Tots Supplies	0	9719_2406170000	171.07.2024	20-220-207-53-5301-771C	73.07	
Camp Supplies	0	9719_2406170000	171.07.2024	20-220-207-53-5301-7705	36.89	
Camp Supplies	0	9719_2406180000	171.07.2024	20-220-207-53-5301-7705	54.54	
Camp Supplies	0	9719_2406190000	171.07.2024	20-220-207-53-5301-777E	40.99	
Camp Supplies	0	9719_2406200000	171.07.2024	20-220-207-53-5301-7775	37.98	
Camp Supplies	0	9719_2406200000	171.07.2024	20-220-207-53-5301-7775	32.89	
Camp Supplies	0	9719_2406210000	171.07.2024	20-220-207-53-5301-7705	37.20	
Camp Supplies	0	9719_2406210000	171.07.2024	20-220-207-53-5301-7775	69.44	
Camp Supplies	0	9719_2406210000	171.07.2024	20-220-207-53-5301-777E	106.43	
Training for Wide Horizons Staff	0	9719_2406210000	171.07.2024	20-000-200-54-5432-000C	100.00	
Camp Supplies	0	9719_2406210000	171.07.2024	20-220-208-53-5301-888C	44.17	
Camp Supplies	0	9719_2406210000	171.07.2024	20-220-207-53-5301-7705	515.51	
Pizza for Campers	0	9719_2406210000	171.07.2024	20-220-208-53-5301-888C	140.00	
Pizza for Campers	0	9719_2406210000	171.07.2024	20-220-207-53-5301-7705	50.00	
Camp Supplies	0	9719_2406250000	171.07.2024	20-220-207-53-5301-7705	24.84	
Camp Supplies	0	9719_2406250000	171.07.2024	20-220-207-53-5301-777E	27.60	
Camp Supplies	0	9719_2406250000	171.07.2024	20-220-207-53-5301-7705	51.93	
Medication Lockbox	0	9719_2406250000	171.07.2024	20-220-207-53-5301-7705	27.60	
Returned Broken Lockbox	0	9719_2406250000	171.07.2024	20-220-207-53-5301-777E	-27.60	
Camp Supplies	0	9719_2406260000	171.07.2024	20-220-207-53-5301-7775	48.79	
Supplies for Super Tots	0	9719_2406260000	171.07.2024	20-220-207-53-5301-771C	73.99	
Bus Parking at the Zoo	0	9719_2406270000	171.07.2024	20-220-207-52-5280-7705	56.25	
Bus Parking at the Zoo	0	9719_2406270000	171.07.2024	20-220-208-52-5280-888C	18.75	
Camp Supplies	0	9719_2406280000	171.07.2024	20-220-208-53-5301-888C	18.75	
Camp Supplies	0	9719_2406280000	171.07.2024	20-220-207-53-5301-7705	25.00	
Camp Supplies	0	9719_2406280000	171.07.2024	20-220-207-53-5301-777E	51.25	
Camp Supplies	0	9719_2406280000	171.07.2024	20-220-207-53-5301-7705	44.97	
Camp Supplies	0	9719_2406280000	171.07.2024	20-220-207-53-5301-777E	224.87	
Camp Supplies	0	9719_2406280000	171.07.2024	20-220-207-53-5301-7775	179.90	
Camp Supplies	0	9719_2406280000	171.07.2024	20-220-208-53-5301-888C	109.16	
Camp Supplies	0	9719_2406280000	171.07.2024	20-220-207-53-5301-7705	428.03	
Pizza Party for Campers	0	9719_2406280000	171.07.2024	20-220-207-52-5280-7705	177.64	
Pizza Party for Campers	0	9719_2406280000	171.07.2024	20-220-208-52-5280-888C	266.45	
Camp Supplies	0	9719_2406280000	171.07.2024	20-220-207-53-5301-7775	10.88	
Camp Supplies	0	9719_2406280000	171.07.2024	20-220-207-53-5301-777E	12.34	
Camp Supplies	0	9719_2406300000	171.07.2024	20-220-207-53-5301-7705	344.48	
Vendor Total:					36,837.67	
04221	Plug & Pay Technologies					
06/24	Plug N Pay Gateway Fees	0	063024	141.07.2024	20-350-302-52-5239-000C	15.40
Vendor Total:					15.40	
04287	Global Payments Inc					
06/24	Merchant CC Processing Fees	0	063024	141.07.2024	20-350-302-52-5239-000C	141.69

Fund Description
Vendor No Vendor Name

Line Item Description	Check No	Invoice Number	Batch Number	GL Account Number	Amount
Vendor Total:					141.69
06279 Paylocity Corporation					
07/12/2024 Payroll Processing	0	112490294	141.07.2024	20-000-000-52-5211-000C	1,780.70
07/26/2024 Payroll Processing	0	112510269	141.07.2024	20-000-000-52-5211-000C	2,912.18
Vendor Total:					4,692.88
06611 Good Clean Fun Music Inc.					
Picnic in the Park Entertainment 08/14/24	167855	081424	162.08.2024	20-220-304-52-5280-5501	350.00
Vendor Total:					350.00
TMP*3714 Scott, Kimberly Ann					
Rsv# 3419889 Refund for Scott	167864	3419889	162.08.2024	20-000-000-20-2025-000C	100.00
Vendor Total:					100.00
TMP*3765 Sedlak, Lisa					
Camp No Name wk10 Refund for Sedlak	167865	3419888	162.08.2024	20-000-000-20-2025-000C	225.00
Vendor Total:					225.00
TMP*3773 Gjoni, Vilma					
Camp No Name Week 7 Refund for Gjoni	167807	3375796	163.07.2024	20-000-000-20-2025-000C	225.00
Camp No Name Week 8 Refund for Gjoni	167818	3393626	164.07.2024	20-000-000-20-2025-000C	225.00
Vendor Total:					450.00
TMP*3789 Haas, Keri					
Camp No Name Week 7 Refund for Haas	167808	3375529	163.07.2024	20-000-000-20-2025-000C	225.00
Camp No Name Week 8 Refund for Haas	167819	3393573	164.07.2024	20-000-000-20-2025-000C	225.00
Vendor Total:					450.00
TMP*3805 Hoyng, Andrea					
Football 11U - Under 108lbs Refund for Hoyng	167790	3357115	162.07.2024	20-000-000-20-2025-000C	420.00
Vendor Total:					420.00
TMP*3806 VerGowe, Wayne					
Couples League Refund for VerGowe	167797	3359309	162.07.2024	20-000-000-20-2025-000C	140.00
Vendor Total:					140.00
TMP*3807 Yakoob, Afifa					
Rsv# 3361675 Refund for Yakoob	167799	3361675	162.07.2024	20-000-000-20-2025-000C	100.00
Vendor Total:					100.00
TMP*3808 Osborne, Erica					
Rsv# 3364857 Refund for Osborne	167793	3364857	162.07.2024	20-000-000-20-2025-000C	100.00
Vendor Total:					100.00
TMP*3809 Villarde, Florina					
Rsv# 3364866 Refund for Villarde	167798	3364866	162.07.2024	20-000-000-20-2025-000C	100.00
Vendor Total:					100.00
TMP*3810 Pina, Daniel					
Rsv# 3371171 Refund for Pina	167810	3371171	163.07.2024	20-000-000-20-2025-000C	100.00
Vendor Total:					100.00
TMP*3811 Underwood, Roger					
Kids N Critters - Ant Antics Refund for Underw	167813	3371730	163.07.2024	20-000-000-20-2025-000C	14.00

Fund	Description	Vendor No	Vendor Name	Line Item Description	Check No	Invoice Number	Batch Number	GL Account Number	Amount
								Vendor Total:	14.00
TMP*3812	Starzynski, Ed								
	Pickleball - Intermediate Refund for Starzynski	167812			167812	3374054	163.07.2024	20-000-000-20-2025-0000	58.00
	Pilot Pickleball Sunday Series Refund for Starzy	167812			167812	3374054	163.07.2024	20-000-000-20-2025-0000	35.00
	Pickleball Series Refund for Starzynski	167812			167812	3374054	163.07.2024	20-000-000-20-2025-0000	31.12
								Vendor Total:	124.12
TMP*3813	Reiss, Hillary								
	Zookeeper Camp Refund for Reiss	167811			167811	3374392	163.07.2024	20-000-000-20-2025-0000	225.00
								Vendor Total:	225.00
TMP*3814	Ahmad, Umayr								
	Rsv# 3375063 Refund for Ahmad	167800			167800	3375063	163.07.2024	20-000-000-20-2025-0000	100.00
								Vendor Total:	100.00
TMP*3815	Elsner, Megan								
	Parent/Tot Swim Refund for Elsner	167816			167816	3386812	164.07.2024	20-000-000-20-2025-0000	28.00
								Vendor Total:	28.00
TMP*3816	Peterson, Karissa								
	Ballet 1 Refund for Peterson	167823			167823	3390231	164.07.2024	20-000-000-20-2025-0000	38.00
								Vendor Total:	38.00
TMP*3817	Hintz, Laura								
	Rsv# 3395697 Refund for Hintz	167820			167820	3395697	164.07.2024	20-000-000-20-2025-0000	100.00
								Vendor Total:	100.00
TMP*3818	Joyner, Joni								
	Rsv# 3397065 Refund for Joyner	167821			167821	3397065	164.07.2024	20-000-000-20-2025-0000	100.00
								Vendor Total:	100.00
TMP*3819	Hauch, Monica								
	Camp Sports & Sorts Half Day AM Refund for F	167837			167837	3402791	161.08.2024	20-000-000-20-2025-0000	141.00
								Vendor Total:	141.00
TMP*3820	Godinez, Danelle								
	Rsv# 3404929 Refund for Godinez	167836			167836	3404929	161.08.2024	20-000-000-20-2025-0000	250.00
								Vendor Total:	250.00
TMP*3821	McAllister, Tabatha								
	Rsv# 3405702 Refund for McAllister	167839			167839	3405702	161.08.2024	20-000-000-20-2025-0000	100.00
								Vendor Total:	100.00
TMP*3822	Gemmel, Tim								
	Rsv# 3405790 Refund for Gemmel	167835			167835	3405790	161.08.2024	20-000-000-20-2025-0000	100.00
								Vendor Total:	100.00
TMP*3823	Aviles, Ava								
	Fitness Pass Refund for Aviles	167828			167828	3407523	161.08.2024	20-000-000-20-2025-0000	140.00
	PT Pass Refund for Aviles	167828			167828	3407523	161.08.2024	20-000-000-20-2025-0000	75.00
								Vendor Total:	215.00
TMP*3824	CrossRoad Institute								
	Rsv# 3408236 Refund for CrossRoad Institute	167832			167832	3408236	161.08.2024	20-000-000-20-2025-0000	300.00

Fund	Description	Vendor No	Vendor Name	Line Item Description	Check No	Invoice Number	Batch Number	GL Account Number	Amount
								Vendor Total:	300.00
TMP*3825	Stocks, Stephanie								
Rsv# 3409239	Refund for Stocks	167843			3409239	161.08.2024		20-000-000-20-2025-000C	100.00
Rsv# 3426757	Refund for Stocks	167868			3426757	162.08.2024		20-000-000-20-2025-000C	200.00
								Vendor Total:	300.00
TMP*3826	Rogers, Christopher								
Rsv# 3409334	Refund for Rogers	167841			3409334	161.08.2024		20-000-000-20-2025-000C	100.00
								Vendor Total:	100.00
TMP*3827	Wiley, Jennifer								
Rsv# 3409342	Refund for Wiley	167844			3409342	161.08.2024		20-000-000-20-2025-000C	100.00
								Vendor Total:	100.00
TMP*3828	Becker, Emily								
Camp I Don't Know wk 11	Refund for Becker	167847			3418016	162.08.2024		20-000-000-20-2025-000C	215.00
								Vendor Total:	215.00
TMP*3829	Wolf, Sally								
Enrollment Fee 2024/2025	Refund for Wolf	167870			3418068	162.08.2024		20-000-000-20-2025-000C	50.00
								Vendor Total:	50.00
TMP*3830	Laraia, Mary lou								
Rsv# 3419260	Refund for Laraia	167858			3419260	162.08.2024		20-000-000-20-2025-000C	100.00
								Vendor Total:	100.00
TMP*3831	Chinsamte, Paulnang								
Rsv# 3419817	Refund for Chinsamte	167850			3419817	162.08.2024		20-000-000-20-2025-000C	100.00
								Vendor Total:	100.00
TMP*3832	Church, The Compass								
Rsv# 3419965	Refund for Church	167853			3419965	162.08.2024		20-000-000-20-2025-000C	100.00
								Vendor Total:	100.00
TMP*3833	Church, Highpoint								
Rsv# 3420147	Refund for Church	167852			3420147	162.08.2024		20-000-000-20-2025-000C	100.00
								Vendor Total:	100.00
TMP*3834	King, Susan								
Niner's League	Refund for King	167857			3420554	162.08.2024		20-000-000-20-2025-000C	112.00
								Vendor Total:	112.00
TMP*3835	Sterba, Jennifer								
Niner's League	Refund for Sterba	167867			3420585	162.08.2024		20-000-000-20-2025-000C	102.00
								Vendor Total:	102.00
TMP*3836	Alcock, Emma								
Rsv# 3422364	Refund for Alcock	167846			3422364	162.08.2024		20-000-000-20-2025-000C	100.00
								Vendor Total:	100.00
TMP*3837	Men, Malar								
1 Week Swim Lessons - Youth	Refund for Men	167860			3422689	162.08.2024		20-000-000-20-2025-000C	32.00
1 Week Swim Lessons - Youth	Refund for Men	167860			3422689	162.08.2024		20-000-000-20-2025-000C	32.00
								Vendor Total:	64.00

Fund Description
Vendor No Vendor Name

Line Item Description	Check No	Invoice Number	Batch Number	GL Account Number	Amount
TMP*3838 Gurschke, Ashley					
Rsv# 3422914 Refund for Gurschke	167856	3422914	162.08.2024	20-000-000-20-2025-000C	130.00
				Vendor Total:	130.00
TMP*3839 Martin, Mary					
Rsv# 3424871 Refund for Martin	167859	3424871	162.08.2024	20-000-000-20-2025-000C	100.00
				Vendor Total:	100.00
TMP*3840 Church, Alpha & Omega					
Rsv# 3425199 Refund for Church	167851	3425199	162.08.2024	20-000-000-20-2025-000C	100.00
				Vendor Total:	100.00
TMP*953 Flynn, Bernadette					
Rsv# 3375068 Refund for Flynn	167805	3375068	163.07.2024	20-000-000-20-2025-000C	100.00
				Vendor Total:	100.00
				Fund Total:	63,429.95
22 Cosley Zoo					
04121 UMB Bank N.A.					
AZA Professional Development School 10/06/24 0		0217_2406250000	171.07.2024	22-501-000-54-5432-000C	1,300.00
City of Wheaton License for Uncorked Raffle 0		0744_2406280000	171.07.2024	22-220-206-53-5301-669C	25.00
AZA Annual Conference Registration Fee 0		0850_2406030000	171.07.2024	22-501-000-54-5432-000C	650.00
Rye Grass Seed 0		0850_2406040000	171.07.2024	22-501-000-53-5331-000C	66.97
Clamps for Ducts 0		0850_2406040000	171.07.2024	22-501-000-53-5313-000C	7.56
Vinegar/Gloves 0		0850_2406070000	171.07.2024	22-501-000-53-5316-000C	17.28
Fans 0		0850_2406070000	171.07.2024	22-501-000-53-5345-000C	84.91
Fake Rock for Aviary 0		0850_2406100000	171.07.2024	22-501-000-53-5338-000C	89.97
Spot Carpet Cleaner 0		0850_2406100000	171.07.2024	22-501-000-53-5345-000C	123.98
Zoo Custodial Supplies 0		0850_2406120000	171.07.2024	22-501-000-53-5316-000C	165.07
PVC Piping 0		0850_2406120000	171.07.2024	22-501-000-53-5311-000C	82.36
PVC Piping 0		0850_2406140000	171.07.2024	22-501-000-53-5311-000C	92.49
Return of Plumbing Supplies 0		0850_2406140000	171.07.2024	22-501-000-53-5311-000C	-8.17
Supply Lines for Faucets 0		0850_2406140000	171.07.2024	22-501-000-53-5311-000C	16.88
Zoo Hand Sanitizers 0		0850_2406170000	171.07.2024	22-501-000-53-5316-000C	111.98
Zip Ties 0		0850_2406170000	171.07.2024	22-501-000-53-5316-000C	34.95
Australia Oil 0		0850_2406180000	171.07.2024	22-501-000-53-5347-000C	66.00
Zoo Custodial Supplies 0		0850_2406180000	171.07.2024	22-501-000-53-5316-000C	34.94
Stones for Pollinator Garden Path 0		0850_2406180000	171.07.2024	22-501-000-53-5331-000C	123.92
Plug for Pig Drain 0		0850_2406190000	171.07.2024	22-501-000-53-5311-000C	12.14
Zoo Custodial Supplies 0		0850_2406190000	171.07.2024	22-501-000-53-5316-000C	299.06
Fan for Rabbit Room 0		0850_2406200000	171.07.2024	22-501-000-53-5345-000C	54.98
Electrical Supplies 0		0850_2406210000	171.07.2024	22-501-000-53-5312-000C	55.11
Zoo Custodial Supplies 0		0850_2406220000	171.07.2024	22-501-000-53-5316-000C	81.70
Wood for Aviary Reinforcement 0		0850_2406230000	171.07.2024	22-501-000-53-5313-000C	98.50
Anti Mosquito Product 0		0850_2406250000	171.07.2024	22-501-000-53-5313-000C	14.97
Zip Ties 0		0850_2406250000	171.07.2024	22-501-000-53-5313-000C	34.94
Perch Building Materials 0		0850_2406260000	171.07.2024	22-501-000-53-5313-000C	43.00
Sand Bags for Tent Weight 0		0850_2406270000	171.07.2024	22-501-000-53-5302-000C	90.93
Mineral Spirits 0		0850_2406270000	171.07.2024	22-501-000-53-5316-000C	17.96
Facebook Ad - Uncorked 0		0876_2406300000	171.07.2024	22-350-415-54-5426-000C	5.24
Raffle Items for Uncorked at Cosley Zoo 0		9342_2406180000	171.07.2024	22-350-415-54-5426-000C	12.00
Game Night Snacks 0		9508_2406150000	171.07.2024	22-220-206-53-5301-6664	30.96
Camp Supplies 0		9508_2406160000	171.07.2024	22-220-206-53-5301-6662	21.38
Wall Clock 0		9508_2406160000	171.07.2024	22-501-000-53-5302-000C	7.99
Rain Barrel Spigot 0		9508_2406160000	171.07.2024	22-501-000-53-5334-000C	14.99
Program Supplies 0		9508_2406210000	171.07.2024	22-220-206-53-5301-665C	376.02

Fund **Description**
Vendor No **Vendor Name**

Line Item Description	Check No	Invoice Number	Batch Number	GL Account Number	Amount
Squeegee Supplies	0	9508_2406210000	171.07.2024	22-501-000-53-5316-000C	34.47
Comment Signs	0	9508_2406210000	171.07.2024	22-501-000-53-5338-000C	689.62
Scout Supplies	0	9508_2406220000	171.07.2024	22-220-206-53-5301-6676	25.19
Camp Supplies	0	9508_2406220000	171.07.2024	22-220-206-53-5301-6662	29.77
Program Supplies	0	9508_2406220000	171.07.2024	22-220-206-53-5301-6601	34.99
Beans for Bookworms Craft	0	9508_2406240000	171.07.2024	22-220-206-53-5301-668C	5.00
Camp Supplies	0	9508_2406250000	171.07.2024	22-220-206-53-5301-6662	39.95
Note Cards and Candy	0	9508_2406250000	171.07.2024	22-501-000-53-5302-000C	27.79
Outreach Program Supplies	0	9508_2406290000	171.07.2024	22-220-206-53-5301-6651	5.99
Spray Bottles/Squeegee Supplies	0	9508_2406290000	171.07.2024	22-501-000-53-5316-000C	33.69
Camp Supplies	0	9508_2406290000	171.07.2024	22-220-206-53-5301-6662	77.98
Safflower Seeds	0	9516_2406030000	171.07.2024	22-501-000-53-5339-000C	11.98
Poultry Water Bucket and Scale	0	9516_2406030000	171.07.2024	22-501-000-53-5336-000C	48.98
Reagent Pack for Blood Equipment	0	9516_2406040000	171.07.2024	22-501-000-53-5336-000C	421.18
Frozen Quail	0	9516_2406040000	171.07.2024	22-501-000-53-5339-000C	920.36
Kopertox	0	9516_2406070000	171.07.2024	22-501-000-53-5309-000C	35.99
Animal Feed	0	9516_2406070000	171.07.2024	22-501-000-53-5339-000C	76.68
Shelf Brackets/AstroTurf/Hose Nozzles	0	9516_2406100000	171.07.2024	22-501-000-53-5336-000C	70.91
Splash Pad and Kitchen Scale	0	9516_2406100000	171.07.2024	22-501-000-53-5336-000C	59.87
Chicks	0	9516_2406120000	171.07.2024	22-501-000-53-5325-000C	73.18
Produce and Water	0	9516_2406140000	171.07.2024	22-501-000-53-5339-000C	27.29
Fish Flakes	0	9516_2406170000	171.07.2024	22-501-000-53-5339-000C	51.97
Food Containers	0	9516_2406170000	171.07.2024	22-501-000-53-5336-000C	11.81
Fee and Flight for Common Crow	0	9516_2406180000	171.07.2024	22-501-000-53-5325-000C	158.83
Light Bulbs	0	9516_2406190000	171.07.2024	22-501-000-53-5312-000C	59.97
Leaf Litter	0	9516_2406210000	171.07.2024	22-501-000-53-5336-000C	11.99
Live Insects	0	9516_2406210000	171.07.2024	22-501-000-53-5339-000C	100.54
Frozen Rodents	0	9516_2406210000	171.07.2024	22-501-000-53-5339-000C	375.50
Laundry Soap	0	9516_2406210000	171.07.2024	22-501-000-53-5302-000C	13.49
Animal Feed	0	9516_2406210000	171.07.2024	22-501-000-53-5339-000C	81.08
Sponges and Fly Traps	0	9516_2406220000	171.07.2024	22-501-000-53-5336-000C	47.47
Box Credit	0	9516_2406240000	171.07.2024	22-501-000-53-5339-000C	-39.00
Goat Salt	0	9516_2406280000	171.07.2024	22-501-000-53-5339-000C	54.98
Bacitracin Ointment	0	9516_2406280000	171.07.2024	22-501-000-53-5302-000C	3.79
Produce	0	9516_2406280000	171.07.2024	22-501-000-53-5339-000C	59.50
Video Camera	0	9516_2406280000	171.07.2024	22-501-000-53-5336-000C	72.00
Drawer Organizer	0	9516_2406290000	171.07.2024	22-501-000-53-5336-000C	21.43
Vendor Total:					8,194.17
06279	Paylocity Corporation				
07/12/2024 Payroll Processing	0	112490294	141.07.2024	22-000-000-52-5211-000C	207.06
07/26/2024 Payroll Processing	0	112510269	141.07.2024	22-000-000-52-5211-000C	338.63
Vendor Total:					545.69
Fund Total:					8,739.86
26	IMRF				
00465	I.M.R.F.				
06/2024 IMRF	0	861838-G2J7	141.07.2024	26-000-000-21-2124-000C	35,912.18
06/2024 IMRF	0	864762-H7P3	141.07.2024	26-000-000-21-2124-000C	1,482.25
Vendor Total:					37,394.43
Fund Total:					37,394.43
40	Capital Projects				
04121	UMB Bank N.A.				
Memorial Boulders	0	0118_2406110000	171.07.2024	40-101-000-53-5338-000C	62.00

Fund **Description**
Vendor No **Vendor Name**

Line Item Description	Check No	Invoice Number	Batch Number	GL Account Number	Amount
Memorial Stones	0	0118_2406120000	171.07.2024	40-101-000-53-5338-000C	26.54
Briar Patch Outdoor Fitness	0	0118_2406120000	171.07.2024	40-800-806-57-5701-000C	491.25
Briar Patch Improvements	0	0118_2406200000	171.07.2024	40-800-806-57-5701-000C	236.32
Briar Patch Improvements	0	0118_2406210000	171.07.2024	40-800-806-57-5701-000C	19.68
Cosley Gift Shop Supplies	0	0314_2406060000	171.07.2024	40-800-813-57-5701-000C	76.28
Briar Patch Snow Fencing and Stakes	0	0314_2406070000	171.07.2024	40-800-806-57-5701-000C	340.53
Memorials	0	0314_2406180000	171.07.2024	40-101-000-53-5338-000C	113.84
LM Kiosk	0	0314_2406240000	171.07.2024	40-800-822-53-5301-000C	46.67
Northside Park Drinking Fountain	0	0504_2406190000	171.07.2024	40-800-826-57-5701-000C	1,427.40
Supplies	0	0710_2406180000	171.07.2024	40-800-846-57-5701-000C	284.99
7 Gables Cameras	0	9193_2406040000	171.07.2024	40-000-000-57-5701-000C	271.71
7 Gables Cameras	0	9193_2406070000	171.07.2024	40-000-000-57-5701-000C	126.97
Toohey Storm Sewer	0	9193_2406110000	171.07.2024	40-101-000-53-5302-000C	392.38
Zoo Sample Fence Lights	0	9193_2406280000	171.07.2024	40-000-000-53-5306-000C	294.08
Supplies	0	9292_2406270000	171.07.2024	40-101-000-53-5302-000C	20.90
Vendor Total:					4,231.54
Fund Total:					4,231.54
60	Golf Fund				
00269	Euclid Beverage				
Inv# W-3989810 Beer	167789	W-3989810	162.07.2024	60-000-000-14-1412-000C	5,607.10
Inv# W-3989909 Beer	167789	W-3989909	162.07.2024	60-000-000-14-1412-000C	213.45
CM# W-3997158 Beer	167854	W-3997158	162.08.2024	60-000-000-14-1412-000C	-1,890.40
Inv# W-4000696 Beer	167817	W-4000696	164.07.2024	60-000-000-14-1412-000C	1,536.65
Inv# W-4007991 Beer	167833	W-4007991	161.08.2024	60-000-000-14-1412-000C	1,551.60
Inv# W-4014526 Beer	167854	W-4014526	162.08.2024	60-000-000-14-1412-000C	2,524.90
Inv# W-4020963 Beer	167854	W-4020963	162.08.2024	60-000-000-14-1412-000C	3,731.20
Inv# W-51820012 Beer	167789	W-51820012	162.07.2024	60-000-000-14-1412-000C	1,900.50
CM# W-52090121 Beer	167854	W-52090121	162.08.2024	60-000-000-14-1412-000C	-30.00
Vendor Total:					15,145.00
00448	IL LIQUOR CONTROL COMM.				
2024-2025 Arrowhead State Liquor License	0	1A-0083389	141.07.2024	60-612-000-54-5429-000C	600.00
Vendor Total:					600.00
00841	Schamberger Bros. Inc.				
Inv# 1000083249 Beer	167794	1000083249	162.07.2024	60-000-000-14-1412-000C	186.50
Inv# 1000087154 Beer	167825	1000087154	164.07.2024	60-000-000-14-1412-000C	493.30
Inv# 1000089779 Beer	167863	1000089779	162.08.2024	60-000-000-14-1412-000C	219.90
Vendor Total:					899.70
00874	Southern Glazer's Wine And Spirits, LLC				
Inv# 1352244 Liquor	167795	1352244	162.07.2024	60-000-000-14-1412-000C	1,897.47
Inv# 1361663 Liquor	167795	1361663	162.07.2024	60-000-000-14-1412-000C	1,387.45
Inv# 1370901 Liquor	167826	1370901	164.07.2024	60-000-000-14-1412-000C	1,291.31
Inv# 1381018 Liquor	167826	1381018	164.07.2024	60-000-000-14-1412-000C	1,284.28
Inv# 1391225 Liquor	167842	1391225	161.08.2024	60-000-000-14-1412-000C	2,176.02
Inv# 1401622 Liquor	167866	1401622	162.08.2024	60-000-000-14-1412-000C	1,086.16
Inv# 1401623. Liquor	167866	1401623	162.08.2024	60-000-000-14-1412-000C	713.75
CM# 9612641 Liquor	167795	9612641	162.07.2024	60-000-000-14-1412-000C	-144.00
CM# 9837964 Liquor	167795	9837964	162.07.2024	60-000-000-14-1412-000C	-53.00
Vendor Total:					9,639.44
00923	Superior Beverage Co. Inc.				
Inv# 659039 Beer	167796	659039	162.07.2024	60-000-000-14-1412-000C	164.70
Inv# 660049 Beer	167796	660049	162.07.2024	60-000-000-14-1412-000C	1,078.70

Fund	Description	Vendor No	Vendor Name	Line Item Description	Check No	Invoice Number	Batch Number	GL Account Number	Amount
				Inv# 665103 Beer	167869	665103	162.08.2024	60-000-000-14-1412-000C	597.70
				Inv# 667101 Beer	167869	667101	162.08.2024	60-000-000-14-1412-000C	472.30
								Vendor Total:	2,313.40
01006	Vermont Systems Inc			06/24 Merchant CC Processing Fees	0	063024	141.07.2024	60-611-000-52-5239-000C	10,083.79
				06/24 Merchant CC Processing Fees	0	063024	141.07.2024	60-612-000-52-5239-000C	33.99
								Vendor Total:	10,117.78
01058	Chicago Beverage Systems, LLC			Inv# 100480609 Beer	167788	100480609	162.07.2024	60-000-000-14-1412-000C	2,255.03
				Inv# 100484318 Beer	167802	100484318	163.07.2024	60-000-000-14-1412-000C	371.00
				Inv# 100489159 Beer	167815	100489159	164.07.2024	60-000-000-14-1412-000C	599.00
				Inv# 100494009 Beer	167831	100494009	161.08.2024	60-000-000-14-1412-000C	885.80
				Inv# 100499234 Beer	167849	100499234	162.08.2024	60-000-000-14-1412-000C	647.58
				Inv# 100504331 Beer	167849	100504331	162.08.2024	60-000-000-14-1412-000C	611.33
								Vendor Total:	5,369.74
02263	Republic National Distributing Company of Illinois			Inv# 2745017 Wine	167824	2745017	164.07.2024	60-000-000-14-1412-000C	366.00
								Vendor Total:	366.00
04121	UMB Bank N.A.			DirecTV 06/21/24-07/20/24	0	0134_2406230000	171.07.2024	60-000-000-52-5211-000C	359.99
				Refrigerator	0	0256_2406040000	171.07.2024	60-612-000-54-5441-000C	2,193.35
				Air Filter	0	0256_2406130000	171.07.2024	60-000-000-54-5441-000C	409.42
				Wireless Systems Touchscreen Thermostat	0	0256_2406140000	171.07.2024	60-000-000-54-5441-000C	1,244.88
				Staff Meeting Run/Cream of Wheaton	0	0455_2406010000	171.07.2024	60-000-000-54-5434-000C	28.92
				Executive Director/City Manager/CUSD 200 Supp	0	0455_2406280000	171.07.2024	60-000-000-54-5438-000C	19.44
				Bathroom Cleaner	0	0538_2406060000	171.07.2024	60-000-000-53-5316-000C	361.50
				Paint	0	0538_2406240000	171.07.2024	60-000-000-53-5347-000C	21.98
				AGC Music Sirius XM	0	0660_2406010000	171.07.2024	60-000-000-54-5425-000C	62.90
				Business Cards for Staff	0	0660_2406050000	171.07.2024	60-000-000-53-5302-000C	60.33
				Refund for Music Streaming Service	0	0660_2406120000	171.07.2024	60-000-000-52-5211-000C	-1,530.90
				Lanyards for Golf Outings	0	0660_2406190000	171.07.2024	60-612-902-53-5388-000C	16.99
				OpenTable Subscription	0	0660_2406270000	171.07.2024	60-000-000-52-5211-000C	823.00
				Frame for Signs	0	0777_2406060000	171.07.2024	60-612-901-53-5390-000C	9.99
				Crab Meat for Wedding Tasting	0	0777_2406060000	171.07.2024	60-000-000-14-1415-000C	22.99
				Blackberries	0	0777_2406070000	171.07.2024	60-000-000-14-1413-000C	47.88
				Ginger Beer	0	0777_2406070000	171.07.2024	60-000-000-14-1416-000C	47.94
				Broccolini	0	0777_2406080000	171.07.2024	60-000-000-14-1413-000C	47.84
				Champagne Flutes	0	0777_2406100000	171.07.2024	60-612-901-53-5390-000C	296.54
				Charger Plates	0	0777_2406110000	171.07.2024	60-612-901-53-5390-000C	76.25
				Advertising on Zola for Weddings	0	0777_2406130000	171.07.2024	60-612-415-54-5426-000C	300.00
				Peach Juice	0	0777_2406140000	171.07.2024	60-000-000-14-1415-000C	10.47
				Mini Martini Glasses	0	0777_2406190000	171.07.2024	60-612-000-52-5220-000C	455.00
				Charger Plates	0	0777_2406200000	171.07.2024	60-612-901-53-5390-000C	38.75
				Ties for Banquet Staff	0	0777_2406270000	171.07.2024	60-612-901-53-5330-000C	222.00
				Wine for Restaurant and Banquets	0	0777_2406280000	171.07.2024	60-000-000-14-1412-000C	669.75
				Capri Pizza Late Night Snack	0	0777_2406280000	171.07.2024	60-612-901-52-5292-000C	238.08
				Supplies for Cooking Class	0	0777_2406300000	171.07.2024	60-612-902-53-5388-000C	89.00
				Water Pitchers	0	0892_2406130000	171.07.2024	60-612-901-53-5390-000C	89.96
				Restaurant Supplies	0	0892_2406130000	171.07.2024	60-612-902-53-5388-000C	626.82
				Wedding Firework Display Applications	0	0892_2406190000	171.07.2024	60-612-901-52-5292-000C	450.00
				Wedding Firework Display Applications	0	0892_2406190000	171.07.2024	60-612-901-52-5292-000C	450.00
				Coffee Pots for Banquets	0	0892_2406200000	171.07.2024	60-612-901-53-5390-000C	212.04
				Restaurant and Banquet Supplies	0	0892_2406210000	171.07.2024	60-612-901-53-5390-000C	45.48

Fund Description
Vendor No Vendor Name

Line Item Description	Check No	Invoice Number	Batch Number	GL Account Number	Amount
Restaurant and Banquet Supplies	0	0892_2406210000	171.07.2024	60-612-902-53-5388-000C	45.48
Banquet Service Pastry Bags	0	0892_2406240000	171.07.2024	60-612-901-53-5390-000C	66.99
Banquet Service Equipment	0	0892_2406240000	171.07.2024	60-612-901-53-5390-000C	156.68
Banquet Serving Trays	0	0892_2406280000	171.07.2024	60-612-901-53-5390-000C	274.75
Cooking Class Supplies	0	0892_2406290000	171.07.2024	60-612-902-53-5388-000C	192.32
Ice Scoops for Banquet Bar	0	0892_2406300000	171.07.2024	60-612-901-53-5390-000C	82.04
Produce	0	0967_2406020000	171.07.2024	60-000-000-14-1413-000C	51.88
Supplies for Cooking Class	0	0967_2406140000	171.07.2024	60-612-902-53-5388-000C	69.67
Supplies for Cooking Class	0	0967_2406140000	171.07.2024	60-612-902-53-5388-000C	139.65
Servsafe	0	0967_2406210000	171.07.2024	60-612-000-54-5432-000C	152.95
Cheddar Cheese	0	0967_2406220000	171.07.2024	60-000-000-14-1414-000C	22.32
Salt for Cooking Class	0	0967_2406260000	171.07.2024	60-612-902-53-5388-000C	110.00
ASCAP License Fee	0	4600_2406070000	171.07.2024	60-000-000-54-5425-000C	292.75
Chamber Luncheon- Ex Director	0	4600_2406180000	171.07.2024	60-000-000-54-5438-000C	11.66
New commissioner IAPD Boot Camp	0	4600_2406260000	171.07.2024	60-000-000-54-5401-000C	31.66
Employee Retirement Lunch	0	5979_2406060000	171.07.2024	60-000-000-54-5434-000C	183.56
Bissell Natural Sweep Vacuum for Pro Shop	0	5979_2406070000	171.07.2024	60-611-911-53-5301-0000	37.88
Sunglasses	0	5979_2406100000	171.07.2024	60-000-000-14-1431-000C	442.50
Meatballs for Restaurant	0	7943_2406140000	171.07.2024	60-000-000-14-1411-000C	598.92
Mixer for Kitchen	0	7943_2406210000	171.07.2024	60-612-902-53-5306-000C	128.43
Produce	0	7943_2406230000	171.07.2024	60-000-000-14-1413-000C	19.67
Wee One Foundation	0	9060_2406190000	171.07.2024	60-601-000-53-5335-000C	700.00
Membership Renewal	0	9060_2406190000	171.07.2024	60-000-000-54-5425-000C	115.00
Meal	0	9060_2406210000	171.07.2024	60-000-000-54-5434-000C	89.54
CMS Text LLC	0	9342_2406020000	171.07.2024	60-612-415-54-5426-000C	63.90
Best Version Media Monthly Ads for Arrowhead	0	9342_2406210000	171.07.2024	60-612-415-54-5426-000C	276.00
The Knot Worldwide	0	9342_2406280000	171.07.2024	60-612-415-54-5426-000C	710.00
Vendor Total:					13,584.78
04274 Columbus Data Services LLC					
06/24 ATM ICHG Trans Service Fees	0	063024	141.07.2024	60-000-000-52-5214-000C	18.69
Vendor Total:					18.69
05134 SpotOn					
06/24 SpotOn Credit Card Fees	0	063024	141.07.2024	60-612-000-52-5239-000C	9,777.14
Vendor Total:					9,777.14
05816 Breakthru Beverage Illinois, LLC					
Inv# 116486512 Liquor	167787	116486512	162.07.2024	60-000-000-14-1412-000C	3,718.09
Inv# 116576156 Liquor	167787	116576156	162.07.2024	60-000-000-14-1412-000C	2,288.03
Inv# 116707627 Liquor	167814	116707627	164.07.2024	60-000-000-14-1412-000C	2,940.78
Inv# 116758506 Liquor	167814	116758506	164.07.2024	60-000-000-14-1412-000C	3,892.07
Inv# 116811294 Liquor	167830	116811294	161.08.2024	60-000-000-14-1412-000C	3,515.20
Inv# 116811979 Liquor	167830	116811979	161.08.2024	60-000-000-14-1412-000C	748.00
Inv# 116855372 Liquor	167830	116855372	161.08.2024	60-000-000-14-1412-000C	324.00
Inv# 116916934 Liquor	167830	116916934	161.08.2024	60-000-000-14-1412-000C	2,853.71
Inv# 117038341 Liquor	167848	117038341	162.08.2024	60-000-000-14-1412-000C	3,815.48
CM# 364516507 Liquor	167848	364516507	162.08.2024	60-000-000-14-1412-000C	-2,123.56
Vendor Total:					21,971.80
06279 Paylocity Corporation					
07/12/2024 Payroll Processing	0	112490294	141.07.2024	60-000-000-52-5211-000C	1,615.06
07/26/2024 Payroll Processing	0	112510269	141.07.2024	60-000-000-52-5211-000C	2,641.28
Vendor Total:					4,256.34
06712 FDS Holdings Inc.					
06/24 Cardconnect Gateway Fees	0	063024	141.07.2024	60-612-901-52-5239-000C	7,428.41

Fund Description
Vendor No Vendor Name

Line Item Description	Check No	Invoice Number	Batch Number	GL Account Number	Amount
Vendor Total:					7,428.41
06749 Marske, Todd Allen					
AGC Live Music July 19 2024	167791	071924	162.07.2024	60-612-902-52-5225-000C	400.00
Vendor Total:					400.00
06757 Next Tuesday Band Inc.					
AGC Live Music- 08/16/24	167862	081624	162.08.2024	60-612-902-52-5225-000C	400.00
Vendor Total:					400.00
Fund Total:					102,288.22
70 Information Technology					
05134 SpotOn					
08/24 SpotOn Cloud Fees	0	070824	141.07.2024	70-000-000-52-5240-000C	459.50
Vendor Total:					459.50
Fund Total:					459.50
75 Health Insurance					
06725 Health Care Service Corporation					
WDSRA % for August 2024	0	080124	161.08.2024	75-000-000-12-1222-000C	435.23
Foundation % for August 2024	0	080124	161.08.2024	75-000-000-12-1221-000C	221.15
Retiree Health/Dental for August 2024	0	080124	161.08.2024	75-000-000-21-2137-000C	4,773.99
Employee Health and Dental for August 2024	0	080124	161.08.2024	75-000-000-52-5231-000C	171,691.08
Vendor Total:					177,121.45
Fund Total:					177,121.45
Report Total:					506,151.55



Wheaton Park District

Wheaton Park District Board of Commissioners Meeting Minutes

Wednesday July 17, 2024 5:00 p.m.

City of Wheaton Council Chambers 303 W. Wesley Street Wheaton, Illinois

CALL TO ORDER –President Kelly called the meeting to order at 5:00 p.m. Barrett, Mee, Pecharich, Welker Vires were present.

Commissioner Frey was absent.

PRESENTATIONS

Parks Plus Fitness Center Manager Alex Deserio stated that as of July 10, 2024, Membership numbers are at 2,203 compared to 1,711 members last year and that current visits year to date are 45,337 compared to 36,980 from this time last year. He said that Parks Plus Fitness Center insurance based monthly revenue continues to grow at new highs each month. Revenue is up 29.67% from this time last year. Parks Plus student promotion hit an all-time high of 67 students. Deserio stated that we are doing an Olympic Challenge (10,000 meters (6.2 miles) of cardio. Mileage may be completed over the course of the competition and should be reported to the front desk each day. We currently have a total of 44 participants. We started a Falling Prevention class that currently had 6 participants. Staff is working on starting a Holistic Health Improvement program for 2025. Parks Plus is increasing its networking opportunities such as participating in the 4th of July parade, spending time at the Mary Lubko Center and meeting all their participants and meeting or scheduling presentations with the Chamber and Rotary Clubs.

Athletic Manager Troy Clements stated that Wheaton Bowl is on Sunday, August 18th with roughly 80+ teams participating in a jamboree style set of games at Graf Park and WWSHS. Rams Tackle season officially kicks off with our first home games the weekend of Saturday, August 25th We are expected to have 19 teams this year with 355 kids currently registered which is up 37 participants from 2023 Clements stated that Rams Flag Football evaluations are scheduled for Thursday, July 25th and Monday, July 29th with the league kicking off on Saturday, August 17th. Currently there are 310 participants signed up which is up by 23 participants from 2023, Rams Cheerleading officially started their 2024 season in May. We currently have 198 athletes with 10 total squads which is increased by 9 participants from 2023. Fall Baseball/Softball evaluations are scheduled for Tuesday, July 23rd and Wednesday, July 24th with the league kicking off on Saturday, August 10th. We currently have 174 participants registered. The Fall Soccer season is set to begin on August 5th with practices and games beginning August 17th There are 918 participants signed up for the Fall Season with a couple weeks of registration left. We fully expect to have over 1,000 participants again. Wheaton United tryouts were held in April & May to form the 2024/2025 teams that begin play in August. 53 teams were formed with 650 players on them. For the 2023/2024 season, there were 45 teams with 540 players on them. Just 3 years ago for the 2021/2022 season, there were only 15 teams and 170 players. Clements said that means the travel soccer program has grown by 39 teams and 480 players in just 3 years.

COMMUNITY INPUT

None

CONSENT AGENDA

- A. Approval of the Disbursements totaling \$2,118,586.31 for the period beginning, June 12, 2024, and ending, July 9, 2024
- B. Approval of the Disbursements totaling \$680,844.67 for the period beginning, June 12, 2024, and ending, July 9, 2024
- C. Approval of Board Meeting Minutes June 19, 2024
- D. Approval of Subcommittee Meeting Minutes July 10, 2024
- E. Approval of Amended 2024 Subcommittee Meeting Schedule

Commissioner Mee moved to approve the consent agenda as presented. Seconded by Commissioner Pecharich.

Motion passed by roll call vote.

Ayes: Barrett, Mee, Pecharich, Welker Vires, Kelly

Nays: None

Abstain: None

Absent: Frey

UNFINISHED BUSINESS

None

NEW BUSINESS

1. Ordinance 2024-05

Commissioner Vires moved to approve Ordinance 2024-05 Approving the Terms and Authorizing the Execution of the First Amendment to the Funding and Reimbursement Agreement for the Purchase and Installation of an Additional Playground and Picnic Shelter for the Sensory Garden Playground Between the Wheaton Park District and the Play For All Playground and Garden Foundation. Seconded by Commissioner Barrett.

Executive Director Benard stated that we have a ten-year relationship with the Play For All Foundation. The park district continues to develop the playground on a long-term lease we hold with the DuPage County Forest Preserve District. When the park district signed the last reimbursement agreement with the Play for All Foundation there was \$600,000 worth of assets to be installed. While installing the unitary surface it was brought to our attention that it would be more economical to install the surface under the swing areas as well instead of doing it later. This increased the cost by \$50,000 that the foundation will reimburse the park district for.

Motion passed by roll call vote.

Ayes: Barrett, Mee, Pecharich, Welker Vires, Kelly

Nays: None

Abstain: None

Absent: Frey

2. **Central Athletic Complex**

Commissioner Pecharich moved to approve Change Order 1 from Utility Dynamics Corp. for the Central Athletic Complex Field #31 Lighting Project. Seconded by Commissioner Mee.

President Kelly stated this change order was for the difference condition for a lot of debris that needed to be cleaned up in this area. He thought this was a fair price.

Motion passed by voice vote.

3. **Equipment Purchase**

Commissioner Vires moved to approve the purchase of a 2024 Vermeer S925TX Mini skid steer with bucket from Vermeer Midwest in the amount of \$38,798.00 through the Sourcewell Pricing Program. Seconded by Commissioner Barrett. No discussion.

Motion passed by roll call vote.

Ayes: Barrett, Mee, Pecharich, Welker Vires, Kelly

Nays: None

Abstain: None

Absent: Frey

4. **Equipment Purchase**

Commissioner Mee moved to approve replacing Truck #1103 in 2024 at a cost of \$70,000 and delay the previously approved Replacement Truck #1112 to 2025 (*Park Board approved the replacement of Truck #1112 in March of 2024 for \$69,538. Truck #1103 will take its place in replacement priority*) Seconded by Commissioner Barrett. No discussion.

Motion passed by roll call vote.

Ayes: Barrett, Mee, Pecharich, Welker Vires, Kelly

Nays: None

Abstain: None

Absent: Frey

5. **Resolution 2024-04**

Commissioner Barrett moved to approve Resolution 2024-04 Providing for the Destruction of Particular Verbatim Recordings of Closed Session Minutes. Seconded by Commissioner Vires.

Benard stated that state law allows for approved but closed verbatim recordings be destroyed within 18 months. This is a housekeeping item.

Motion passed by roll call vote.

Ayes: Barrett, Mee, Pecharich, Welker Vires, Kelly

Nays: None

Abstain: None

Absent: Frey

REPORTS FROM STAFF

Executive Director Benard congratulated Athletic Manager Matthew Wrobel on his new career at the Bolingbrook Park District as their Facility Manager. Wrobel has done a great job in his time at the Wheaton Park District in the Recreation and Athletics Departments.

Commissioner Mee thought the Athletics Annual Report was excellent and liked the year in review. He is pleased to see that both revenue and participation numbers continue to increase.

Commissioner Mee congratulated the Wheaton United 2006 girls' team that won the US Youth Soccer Midwest Regional Championship. He was pleased to see that Camp Sports and Sorts, Central Athletic Complex usage numbers, Parks Plus Fitness Center memberships, pool passes, and golf rounds at Arrowhead were all increased.

Commissioner Vires provided comments concerning the park district emergency fund balance reserve policy, current level of reserves and how those reserves grow annually due to the park district maintaining positive net operating outcome practices utilizing a combination of property tax revenue, user fees and charges for services. Vires asked Benard to elaborate on this policy as well park district's practice of transferring fund balance reserves above the maximum reserve level set by policy to the capital projects fund for the purpose of maintaining the park districts infrastructure and replacing assets as they become obsolete or unmaintainable. Benard did so and added that the park district's long range capital-asset replacement schedule has close to 30 million dollars' worth of asset replacements and improvements scheduled through 2039 and reported that the park district does not make it a practice to defer maintenance and capital improvements to existing assets.

CLOSED SESSION

At 5:36 p.m., Commissioner Mee moved to adjourn to closed session for the purpose of Purchase or lease of real property, 5ILCS 120/2 (c) (5) and Setting of price for sale or lease of property owned by the public body, 5ILCS 120/2 (c) (6) Commissioner Pecharich seconded.

Motion passed by roll call vote.

Ayes: Barrett, Mee, Pecharich, Welker Vires, Kelly

Nays: None

Abstain: None

Absent: Frey



Wheaton Park District

**Wheaton Park District Board of Commissioners
BUILDINGS, GROUNDS AND FINANCE
SUBCOMMITTEE MEETING MINUTES
Thursday August 15, 2024, 5:00 p.m.
DuPage County Historical Museum
Wheaton, IL 60187**

CALL TO ORDER –

Vice President Vires called the meeting to order at 5:00p.m., Commissioner Barrett, Commissioner Frey, Commissioner Mee, Commissioner Pecharich, Commissioner Welker were present.

President Kelly was absent.

Staff Present included: Executive Director Benard, Director of Parks & Planning Sperl Superintendent of Planning Hinchee, and Angela Doromal Assistant to Director of Parks & Planning.

COMMUNITY INPUT - None

DISCUSSION ITEMS

Buildings and Grounds

1. Hawthorne Junction Park Playground Equipment Purchase – Review of Bid Results. Playground manufacturers are invited to submit design proposals within a certain budget amount using feedback gleaned from surveys completed by residents and their children concerning playground attributes they prefer. Design proposals are evaluated by a staff committee comprised of members of our planning and construction teams and are rated on various criteria. Commission Vires asked why it has been so long to replace this park. Benard stated we are one to two years behind on our playground replacement schedule due to capital projects being suspended at that time due to the financial uncertainties related to the Pandemic. Commission Pecharich questioned what is done with the old playground equipment. Bernard stated that old playgrounds are typically donated to a non-profit called Kids Around the World, a group who repurposes playground equipment in third world countries. Commission Pecharich asked if we preferred a design, could we accept a proposal from a company at an amount higher than our stated budget amount. Benard stated that the Board could choose to do.

Persons with disabilities requiring reasonable accommodation to participate in this meeting should contact the park district's ADA Compliance Officer, Michael Benard, at the park district's Administrative Office, 102 E. Wesley Street, Wheaton, IL Monday through Friday from 8:30 am until 4:30 pm at least 48 hours prior to the meeting. Requests for a qualified ASL interpreter require five (5) working days advance notice. Telephone number 630.665.4710; fax number 630.665.5880.

2. Toohy Park Preschool Carpet Replacement - Review of Quotes
No discussion.
3. Briar Patch Park Shelter Siding Replacement - Review of Quotes
Benard stated this is the final sub project within the complete Briar Patch Park renovation project remaining to be completed. A ribbon cutting ceremony will be held on September 14 at 11:00 am.
4. Cosley Zoo Taylor Barn Project - Review of Project Scope
Benard stated there are two zoo support facility renovation projects identified to be completed in advance of the zoo existing conditions assessment and related prioritization project commissioned by the park board last February. The first is a public restroom renovation project which is currently out to bid. The second is the Taylor Barn replacement project. The interior of the barn has been deemed unsafe for use by structural engineers. Staff seeks consensus from the board to go out to bid for a replacement for the barn as described within the related subcommittee report and will be placed more or less on the same footprint as the existing barn structure. The Cosley Foundation has received donations to cover close to half of the projected cost. All commissioners present agreed that designs and specifications should be completed and put to bid. The Board was open to reviewing a naming opportunity for this building to honor a donor.
5. Cosley Zoo Staff and Overflow Parking Lot - Review of Additional Design Services Proposal from Wight Engineering
Benard stated there were additional engineering and design costs related to the lengthy special use permit approval process that was recently concluded. The additional costs totaled \$19,875.

Finance and Administration

1. Ordinance 2024-06 – Review of an Ordinance Approving the Disposal and Sale of Personal Property Owned by the Wheaton Park District
No discussion.
2. Wheaton Park District Committee Meeting Schedule – Review of Amendments to the 2024 Committee Meeting Schedule
Benard stated reviewed that as a result of recent statewide legislation, the park district must complete a local government efficiency report every 10 years. This process requires three public committee meetings to be held and the involvement of the Board of Commissioners and at least two citizen appointees. The amendments to the Board Committee meeting schedule include the addition of three Local Government Efficiency Committee Meetings to take place the first Wednesdays of the months of September, October, and November. Benard stated Commissioner Welker will be added to the committee, replacing former Commissioner Ray Morrill.

ADJOURNMENT

At 5:20 p.m. Commissioner Vires moved to adjourn the meeting Seconded by Commissioner Pecharich.

Motion carried by Roll Call Vote

Ayes: Vires, Frey, Mee, Pecharich, Barrett, Welker

Nays: None

Absent: Kelly



create.
discover.
play.

Board of
Commissioners

John Kelly

John Vires

William Barrett

Bob Frey

Terry A. Mee

Linda Pecharich

Angela Welker

Executive Director

Michael Benard
630.510.4945

Community Center

630.690.4880

Administration

102 E. Wesley St.
Wheaton, IL 60187



SUBCOMMITTEE & SPECIAL MEETING SCHEDULE 2024 *UPDATED August 21, 2024*

The Wheaton Park District Board of Commissioners Local Government Efficiency Committee, Buildings and Grounds Committee and Finance Committee meetings for the year 2024 will be held on the following dates. Committee meetings typically take place on the first Wednesday of each month at the DuPage County Historical Museum 102 E. Wesley Street, Wheaton, IL, Beginning at 5:00 p.m. **Please note deviations below in bold.**

- January 10 Buildings Grounds & Finance Meeting
Second Wednesday of the month**
- January 27 Finance Subcommittee
9:00 a.m. at the Community Center 1777 S. Blachard St.**
- February 7 Building Grounds & Finance Meeting
- March 6 Buildings Grounds & Finance Meeting & Special Meeting**
- April 3 Buildings Grounds & Finance Meeting & Special Meeting**
- May 1 Buildings Grounds & Finance Meeting
- June 5 Buildings Grounds & Finance Meeting
- July 10 Buildings Grounds & Finance Meeting
Second Wednesday of the month**
- ~~**August 7 Buildings Grounds & Finance Meeting Canceled**~~
- August 15 Buildings Grounds & Finance Meeting
Third Thursday of the month**
- September 4 Local Government Efficiency Committee Meeting
Buildings Grounds & Finance Meeting**
- October 2 Local Government Efficiency Committee Meeting
Buildings Grounds & Finance Meeting**
- November 6 Local Government Efficiency Committee Meeting
Buildings Grounds & Finance Meeting**
- December 4 Buildings Grounds & Finance Meeting

Respectfully Submitted

Michael Benard
Board Secretary

Persons with disabilities requiring reasonable accommodation to participate in this meeting should contact the park district's ADA Compliance Officer, Michael Benard, at the park district's Administrative Office, 102 E. Wesley Street, Wheaton, IL Monday through Friday from 8:30 am until 4:30 pm at least 48 hours prior to the meeting. Requests for a qualified ASL interpreter require five (5) working days advance notice. dsiciliano@wheatonparks.org or Telephone number 630-510-4944 Fax number 630.665.5880

TO: Board of Commissioners

FROM: Rob Sperl Director of Parks and Planning
Steve Hincee, Superintendent of Planning

THROUGH: Michael Benard, Executive Director

RE: Hawthorne Junction Playground Equipment

DATE: August 21, 2024



SUMMARY:

Staff has requested bids for the replacement of the Hawthorne Junction Park playground equipment that was originally installed in 1998.

In 2008, we developed a process for bidding playground equipment that allows for various manufacturers to submit proposals that fit within the budgeted amount. This has since proven to provide more competition and creativity in the designs submitted.

The first step was to conduct a survey of neighbors surrounding the park to see what types of equipment is desired. More than 500 neighbors were notified of the survey. Staff received 75 completed surveys and compiled the results.

Staff then developed a set of criteria by which the new playground equipment would be rated. The criterion was incorporated into bid specifications. Bidders were asked to submit proposals that were within a budgeted amount and met the goals outlined in the bid documents. Bidders were allowed to submit two proposals for each bid item.

Bids were solicited on June 4, 2024 and they were opened on June 25, 2024. The results were as follows:

Contractor	Proposal A	Proposal B	Delivery by November?
Illinois at Play	\$40,000.00	\$40,000.00	Yes
NuToys	\$40,084.00		Yes
Kompan	\$45,995.40	\$44,694.50	Yes

It is important to note that our specifications emphasized the quality of design as long as it was within the budget amount. This is the reason that several of the bids are similar amounts. This also means that the bids are likely discounted from the “catalog” prices.

A committee of 8 staff members who are directly responsible for various aspects of playground installation, maintenance and safety reviewed the various proposals. The members of the committee rated the proposals individually according to the criteria. Individual ratings were compiled and averaged to narrow the list. A final design was selected from that list as a group.

The preferred proposal based on budget and staff’s rating was from Illinois at Play. Staff has been pleased with their products and the references provided.

If approved, the playground equipment is anticipated to arrive between August and September. The existing playground will be donated to Kid's Around the World, an organization that refurbishes playgrounds for countries outside the United States that do not have the means to provide these types of amenities. Recent equipment donations were used to build playgrounds in Haiti, Zambia and Belize.

PREVIOUS COMMITTEE/BOARD ACTION:

NA

REVENUE OR FUNDING IMPLICATIONS:

\$135,000 is budgeted within the current fiscal year (40-800-816-57-5701-0000). Another \$33,750 is budgeted in accessibility funding (40-000-000-12-1224-0000) and is partly to allow for unitary safety surfacing which is bid separately. The projects crew will perform all removals, site work and installation of the equipment. The anticipated costs are as follows:

Item	Cost
Equipment	\$45,000
Surfacing	\$80,730
Removals	\$11,200
Site Furniture	\$7,000
Landscape	\$7,500
Misc. Site Work	\$15,000
Total	\$166,430

STAKEHOLDER PROCESS:

A neighborhood survey was completed, and various staff were involved in equipment selection.

LEGAL REVIEW:

Contract documents will be prepared by our legal counsel, and they have provided previous favorable opinions of this bidding process.

ATTACHMENTS:

Recommended playground equipment design.
Evaluation Summary

ALTERNATIVES:

N/A

RECOMMENDATION:

It is recommended that the Wheaton Park District Board of Commissioner's approve a contract with Illinois at Play for the Hawthorne Junction Playground Equipment in the amount of \$40,000.

Staff may request the vendors make minor revisions to the equipment proposed to ensure the District receives equipment that is well suited to the site and the desires of the neighborhood. Any modifications to the proposals will remain within the budget for equipment described above.

Proposed New Equipment

HAWTHORNE JUNCTION PARK OPTION 2

PROPOSAL #:129-186985-1



Existing Playground Equipment at Hawthorne Junction



Evaluation Summary

Hawthorne Junction Playground Equipment					
#	Kompan A	Kompan B	Nu Toys	Play Illinois A	Play Illinois B
Equipment (20 points total)					
1. How many play events? Unique? (10 pts)	5.13	5.25	6.13	7.13	7.50
2. How many children can use equip. @ one time?(5 pts)	3.00	3.00	3.00	3.75	4.00
3. How well does play utilize space? Avoid open space? (5 pts)	2.88	2.75	3.25	3.88	4.38
Accessibility (15 points total)					
1. Accessible to mobility impaired? (5 pts)	3.50	2.50	2.50	3.50	3.50
2. Equip. for other impairments? (5 pts)	3.50	2.50	1.50	2.00	2.50
3. Portion accessible from ramps? (5 pts)	3.50	1.50	1.50	2.00	3.00
Environmental (10 points total)					
1. Made with recycled/ renewable material? (5 pts)	4.00	4.00	3.00	4.00	4.00
2. Manufacturing process environmentally friendly? (5 pts)	4.00	4.00	3.00	4.00	4.00
Visual Appeal (10 points total)					
1. How appealing is the equip.?(5 pts)	2.38	2.13	3.00	3.88	4.38
2. How well does it fit the site? (5 pts)	2.63	2.38	3.25	3.63	4.38
References (5 points total)					
1. What is general impression from references? (5pts)	2.00	2.00	4.60	3.80	3.80
Quality of Materials (5 points total)					
1. Long lasting, durable, vandal resistant? (5 pts)	2.13	2.13	4.25	3.88	3.88
Installation (15 points total)					
1. Any problems with equip. or instructions? (5 pts)	2.33	2.33	3.33	3.00	3.00
2. Problems with pieces on back order? (5 pts)	1.67	1.67	3.00	2.67	2.67
3. Manufacturing defects?(5pts)	2.00	2.00	2.67	2.33	2.33
Maintenance History (10 points total)					
1. History or reliability? Need lots of repairs?(5 pts)	2.17	2.17	4.00	3.67	3.67
2. Do parts come quickly?(5pts)	1.83	1.83	3.50	3.33	3.33
Total	48.63	44.13	55.48	60.43	64.30
Rank (Top 3)					
1st Place Votes	0.0	0.0	0.0	2.0	6.0
2nd Place Votes	0.0	0.0	3.0	3.0	1.0
3rd Place Votes	1.0	1.0	4.0	2.0	0.0
Weighted Voting					
	1.0	1.0	10.0	14.0	20.0
Combined Scoring					
	49.63	45.13	65.48	74.43	84.30

TO: Board of Commissioners
FROM: Rob Sperl, Director of Parks and Planning
Steve Hinchee, Superintendent of Planning
THROUGH: Michael Benard, Executive Director
RE: Toohey Preschool Carpet Replacement Project
DATE: August 21, 2024



SUMMARY:

The carpeting in the Toohey preschool is in very poor condition and needs to be replaced. The existing roll carpeting is to be replaced with carpet squares that can be individually removed and replaced when necessary. The contractor's proposals include an extra 10% of material (attic stock) for this purpose. The construction window for this project is 8/12 – 8/30, while the school is closed.

Staff prepared request for proposal documents and specifications. They were sent out to four contractors, and the results were as follows:

Contractor	Carpet Squares
DeSitter	\$22,811.50
Custom Carpet	\$23,575.09
Red Feather	\$28,300
Exploring Flooring	<i>No proposal</i>

DeSitter has completed several carpet installations for the district and staff have been pleased with the results.

PREVIOUS COMMITTEE/BOARD ACTION:

N/A.

REVENUE OR FUNDING IMPLICATIONS:

Account	Description	Budget
40-800-849-57-5701-0000	Capital-Toohey Park	\$30,000

STAKEHOLDER PROCESS:

Staff has discussed the options for replacing the carpeting with the Toohey staff.

LEGAL REVIEW:

N/A

ATTACHMENTS:

Three Proposals

ALTERNATIVES:

N/A

RECOMMENDATION:

It is recommended that the Wheaton Park District Board of Commissioners accept the proposal of \$22,811.50 from DeSitter.

ESTIMATE JE019152-001

CUSTOM CARPET
300 W. NORTH AVE
LOMBARD, IL 60148
630-629-3600

ESTIMATE Date 07/26/24

JE019152-001

CLIENT
WHEATON PARK DISTRICT
600 S MAIN
WHEATON, IL 60187

PROJECT
TOOHEY PARK, WHEATON PARK DISTR
1900 ORCHARD ROAD
WHEATON, IL 60189

Tele #1
630-251-2122

JOB #
TOOHEY PARK

Salesperson 1
JIM KARMIS

User Header Label 1

Job Phone

MODEL
TOOHEY PARK

Salesperson 2

User Header Label 2

Area	Style/Item	Color/Desc	Qty	Price	Total
CARPET	CARPET TAKE UP GLUE DOWN		370.00 SY	1.45	536.50
CARPET	CERAMIC TAKE UP		1.00 SF	100.00	100.00
CARPET	TRANSITION		24.00 LF	4.00	96.00
CARPET	FLOOR PREP		3,335.34 EA	0.75	2,501.51
CARPET	HAUL AWAY AND DISPOSE		370.00 SY	2.00	740.00
CARPET	HOMEROOM V.3.0	HOMECOMING	437.33 SY	34.95	15,284.70
CARPET	CARPET INSTALL 1		1.00 SY	3,391.38	3,391.38
CARPET	WALL BASE LABOR		500.00 LF	0.90	450.00
CARPET	4 RCS ECO COVE BASE	*BLACK	500.00 EA	0.95	475.00
CARPET Sub Total:					23,575.09

CONTACT: BRIAN MARROW
C 630-251-2122

*CARPET AND VINYL HAVE ATTIC STOCK ADDED IN TO THE TOTALS, 10% EXTRA
*NO LVT, ALL CARPET TILE INSTALL

Payment is due upon arrival, unless net 30 terms have been arranged in advance. A finance charge of 1.75 % per month will be added to the balances over 30 days. Special order product requires a material deposit which is non-refundable. This quote is good for 15 days. Manufactures warranties apply. Installation warranties are 1 year from the date of installation. Thank you for choosing Custom Appliance and Custom Carpet.

JE019152-001

Accepted by: _____ Date: _____

WHEATON PARK DISTRICT - TOOHEY PRESCHOOL FLOORING REQUEST FOR QUOTE

Toohy Preschool: 1900 Orchard Road, Wheaton, IL 60189

Request for Quote Sheet (This is NOT a bid – but Prevailing Wage Rates Still Apply)

CONTRACTOR NAME:	RED FEATHER GROUP
Proposal Date:	07/29/24

Contact: Brian Morrow, Project Planner 630-510-4975 bmorrow@wheatonparks.org

Schedule of work: August 12-30, 2024

Scope of work:

- Remove and haul away existing carpeting from Activity Areas 1, 2, & 3 (approximately 3,293 SF)
- Perform floor preparation by patching and smoothing of substrate flooring, if necessary.
- A. Install new Carpet Tiles in Activity Areas 1 & 2 (approximately 2,756 SF)
- B. Install new ~~LVT planks~~ in Activity Area 3 (approximately 537 SF) **CARPET**

Install Carpet Tiles	AS PER SPEC	\$	28,300.00
Install LVT Planks	DMED 07/26/24	\$	—
Grand Total	BY EMAIL	\$	28,300.00

PATCRAFT V 30 HOMECOMING #00490
PD @ SELECT #00570 @ #00550

Item 1 – Unit Cost	Unit	Unit Cost per SQ. FT.
Floor preparation – patching and smoothing of substrate flooring, if necessary.	per SQ. FT.	\$ 175

Item 2 – Unit Cost	Unit	Unit Cost per L.F.
Furnishing and installing new steel thresholds, if necessary.	per L.F.	\$ 265

The quantities provided by the Owner are estimated and provisional and are given for the contractor's convenience as well as to provide a common basis for quoting. The contractor is responsible for verifying all estimated quantities and/or performing his or her own quantity take-off of work items.

Project is subject to prevailing wage.

Contractor must supply Certificate of insurance.

Please return quote by: August 1



ESTIMATE JE018141-001

DESITTER FLOORING, INC
 1 TIMBER COURT STE 100
 BOLINGBROOK, IL 60440
 (630) 771-1420

ESTIMATE Date 07/30/24

JE018141-001

CLIENT
WHEATON PARK DISTRICT ATTN: NIC NOVAK 1000 MANCHESTER ROAD WHEATON, IL 60187

PROJECT
TOOHEY PRE-SCHOOL ATTN: BRIAN MARROW 1900 MANCHESTER ROAD WHEATON, IL 60187

SCHED CELL
630-510-4974

JOB #
PW CARPET TILE

Salesperson 1
RYAN REITH

Job Phone

MODEL
PW CARPET TILE

Salesperson 2

Area	Style/Item	Color/Desc
------	------------	------------

Commercial Salesperson
 DeSitter Flooring, Inc.

Accepted By: _____ Date: _____

3% add-on fee for CREDIT CARD payment on commercial sales.

I have read and agree to the terms and conditions.

JE018141-001

TO: Board of Commissioners

FROM: Rob Sperl, Director of Parks and Planning
Steve Hinchee, Superintendent of Planning

THROUGH: Michael Benard, Executive Director

RE: Briar Patch Park Shelter Siding Replacement Project

DATE: August 21, 2024



SUMMARY:

As part of the overall Briar Patch Park improvement project, the shelter building which includes restrooms, and a concessions room is recommended to be re-sided and painted. This work is eligible to be funded by the OSLAD grant and the Illinois Department of Commerce and Economic Opportunity if the project can be completed during the construction window between 8/15 – 9/15. The project must be completed before the end of September in order to meet OSLAD grant requirements.

Staff prepared request for proposal documents and specifications. They were sent out to four contractors, and the results were as follows:

Contractor	Proposal
Wallfill Co.	\$24,765
MC Building	\$27,975
Red Feather	\$31,430
FTC Oury	<i>No proposal</i>

The Wallfill Company has completed several projects for the district and staff have been pleased with the results.

PREVIOUS COMMITTEE/BOARD ACTION:

N/A.

REVENUE OR FUNDING IMPLICATIONS:

Account	Description	Budget
40-800-806-57-5701-0000	Briar Patch Park Shelter Improvements	\$90,000

RECOMMENDATION:

It is recommended that the Wheaton Park District Board of Commissioners accept the proposal of \$24,765 from the Wallfill Co.

Purchaser:

Wheaton Park District
Briarpatch park. Bath house.
Wheaton Il.

Date: 8/5/24

GOODS AND SERVICES: You agree to purchase from me, and I agree to sell to you, the following goods and/or service.

JOB ADDRESS: The goods and/or services are to be furnished to and used in the course of rehabilitating or altering the premises located at: and you represent to me that you own that premises.

SPECIFICATIONS

Furnish and Install Hardie Vertical Sheet Siding around the entire building OSI Quad seal around all windows and Doors. Install with Corner Posts. The panel size is to be 4x8” The wood grain is to be Cedar Wood Grain. The color is to be match to current. Install with tyvec house wrap.

\$9985.00

Blinds

\$ 650.00

Matching Frieze Board

\$ 800.00

Matching belly band

\$ 800.00

Matching skirt

\$ 800.00

Window Trim

\$ 750.00

Furnish and Install Hardie Fascia.

\$1680.00

Total \$24,765

NOTICE TO OWNER

Do not sign this Contract before you read it or if it contains any blank spaces. You are entitled to an exact copy of the agreement you sign, additional terms and conditions on reverse side.

NOTICE OF CANCELLATION

YOU, THE BUYER, MAY CANCEL THIS TRANSACTION AT ANY TIME PRIOR TO MIDNIGHT OF THE THIRD BUSINESS DAY AFTER THE DATE OF THIS TRANSACTION. SEE THE ATTACHED NOTICE OF CANCELLATION FORM FOR AN EXPLANATION OF THIS RIGHT.

In this Contract, the word “You” and “Your” means each and all of the people named as owner and who sign this Contract.

The words “I”, “My” and “Me” mean the Contractor (Seller) named.

PRICE: Covers all materials, labor, insurance, etc., for job completion as specified above.

Payment of the above work to be made as follows:

Cash \$0 down 50% on Material Deliv. (Order on custom) 45% on substantial completion, 5%_ on completion.

Purchaser

The Wallfill Company

WHEATON PARK DISTRICT – BRIAR PATCH PARK SIDING REPLACEMENT REQUEST FOR QUOTE

Briar Patch Park, 1700 Briarcliffe Blvd., Wheaton, IL 60189

Request for Quote Sheet (This is NOT a bid – but Prevailing Wage Rates Still Apply)

CONTRACTOR NAME:	MC BUILDING INC
Proposal Date:	8/1/24

Contact: Brian Morrow, Project Planner 630-510-4975 bmorrow@wheatonparks.org

Schedule of work: August 2024

Scope of work:

- Install house wrap on top of existing vertical wood siding.
- Install new Hardi Plank vertical siding (approximately 1010 Sq Ft) on top of existing vertical wood siding (including bathroom exterior privacy panels).
- Paint and caulk the new siding brown to match the existing color brown as close as possible.
- Remove and replace all wood trim pieces with new wood trim pieces and paint brown to match siding.
- Remove, replace and paint four (4) steel exterior doors including all necessary hardware.

Install house wrap, new siding, caulk, and paint new siding.	\$ 17,100
Remove and replace four (4) steel exterior doors, including all necessary hardware. Paint the new doors brown to match siding.	\$ 10,875
Grand Total	\$ 27,975

The quantities provided by the Owner are estimated and provisional and are given for the contractor's convenience as well as to provide a common basis for quoting. The contractor is responsible for verifying all estimated quantities and/or performing his or her own quantity take-off of work items.

Project is subject to prevailing wage.

Contractor must supply Certificate of insurance.

Please return the quote by: August 1 or as soon as possible.

WHEATON PARK DISTRICT – BRIAR PATCH PARK SIDING REPLACEMENT REQUEST FOR QUOTE

Briar Patch Park, 1700 Briarcliffe Blvd., Wheaton, IL 60189

Request for Quote Sheet (This is NOT a bid – but Prevailing Wage Rates Still Apply)

CONTRACTOR NAME:	RED FEATHER GROUP
Proposal Date:	07-25-2024

Contact: Brian Morrow, Project Planner 630-510-4975 bmorrow@wheatonparks.org

Schedule of work: August 2024

Scope of work:

- Install house wrap on top of existing vertical wood siding.
- Install new Hardi Plank vertical siding (approximately 1010 Sq Ft) on top of existing vertical wood siding (including bathroom exterior privacy panels).
- Paint and caulk the new siding brown to match the existing color brown as close as possible.
- Remove and replace all wood trim pieces with new wood trim pieces and paint brown to match siding.
- Remove, replace and paint four (4) steel exterior doors including all necessary hardware.

Install house wrap, new siding, caulk, and paint new siding.	\$ 20,630.00
Remove and replace four (4) steel exterior doors, including all necessary hardware. Paint the new doors brown to match siding.	\$ 10,800.00
Grand Total	\$ 31,430.00

The quantities provided by the Owner are estimated and provisional and are given for the contractor's convenience as well as to provide a common basis for quoting. The contractor is responsible for verifying all estimated quantities and/or performing his or her own quantity take-off of work items.

Project is subject to prevailing wage.

Contractor must supply Certificate of Insurance.

Please return the quote by: August 1 or as soon as possible.

TO: Board of Commissioners
FROM: Rob Sperl, Director of Parks and Planning
THROUGH: Michael Benard, Executive Director
RE: Cosley Zoo Parking Expansion Final Engineering
DATE: August 21, 2024



SUMMARY:

Wight Engineering has been working on advancing the design of the parking lot for Cosley Zoo. This process included several more public meetings with Wheaton’s Planning and Zoning board. They were also required to provide additional sidewalk design for the west side of Gary Avenue, additional wetland services through a subconsultant and structural engineering that was not anticipated in the original proposal. These additional costs are outlined in the attached proposal.

PREVIOUS COMMITTEE/BOARD ACTION:

The board of commissioners approved a proposal from Wight Engineering in January 2023 to complete engineering plans for the Cosley Zoo Parking Lot.

REVENUE OR FUNDING IMPLICATIONS:

The Cosley Foundation committed to funding the initial engineering in the amount of \$118,000. We will propose that they incur this additional cost as well.

STAKEHOLDER PROCESS:

N/A

LEGAL REVIEW:

N/A

ATTACHMENTS:

Proposal for Additional Design Services from Wight Engineering dated July 24, 2024

ALTERNATIVES:

N/A

RECOMMENDATION:

It is recommended that the Wheaton Park District Board of Commissioners approve the proposal for additional design services for the Cosley Zoo parking lot expansion with Wight Engineering in an amount not to exceed \$19,875 (pending a commitment by the Cosley Foundation to reimburse this cost).



July 24, 2024

Mr. Rob Sperl, CPRE
Director of Parks and Planning
Wheaton Park District
102 E. Wesley
Wheaton, IL 60187

**Cosley Zoo Parking Lot
Additional Services of
Professional Services Proposal for Design Services**

Dear Mr. Sperl:

Wight & Company (Wight) is pleased to submit this additional service to you and the Wheaton Park District for the Cosley Zoo Parking Lot project.

Throughout the design process of the Cosley Zoo Parking Lot, Wight & Company has performed services beyond the initial December 2022 design services scope proposal. These additional services include:

- Additional Meeting Time
 - Contract included had 2 PC meeting and 2 City Council meetings.
 - For the contract we assumed 3-hour meetings.
 - Attended 5 PC Meetings and 2 City Council Meetings (Landscape architect also attended 2 PC meetings). Total 9 meetings.
 - Total PC Meeting Time: 31 hours
 - Additional Hours: 25
 - Daniel Watson: 9 hrs @\$155/hr
 - Shawn Benson: 16 hrs @\$280/hr
- West Parking Lot Sidewalk Design
 - Per City of Wheaton condition of approval an additional walk needs to be provided at the west parking lot.
 - Review As-Builts for stormwater/rain garden and old plan designs.
 - West side improvements design time/permit and misc. impacts. (new walkway, curb, rain garden modifications, landscape updates, etc.)
 - Any required topo of this area will be an additional service. Wight will try and use old provided design plans.
- Wetland Services
 - Bolinger Environmental re-delineation of wetland at east property.
 - Bollinger Environmental wetland buffer impact exhibit and permit assistance. County is requiring 100' buffer in-lieu of 50' buffer due to City of Wheaton determination with Gary Ave. improvements.
- Structural Engineering
 - City of Wheaton requested signed & sealed structural drawings for permitting regarding the on-site retaining wall. This is typically requested by the GC during shop drawing review and was not included in original scope of the contract.

COMPENSATION

Wight & Company proposes the following fees to perform the professional services outlined above:

- Additional Meeting time Fees: \$5,875.00
- West Parking Lot Sidewalk Design: \$5,000.00
- Wetland Services: Bollinger Environmental
 - Wetland Delineation: \$3,150.00
 - 100' Buffer Impact: \$3,850.00
- Structural Engineering: \$2,000.00
- **Total Additional Services: \$19,875 (\$12,875.00 for Wight & Co., / \$7,000 Bollinger Environmental)**

TERMS & CONDITIONS


This proposal assumes the terms and conditions outlined in the AIA Document B101-2017, "Standard Form of Agreement between Owner and Architect." Wight will invoice monthly based on a percentage of the work completed and payment will be due in 30-days (or in accordance with the Illinois Prompt Payment Act).

We appreciate the opportunity to continue to our work with you and the Wheaton Park District and look forward to continuing our work on the Cosley Zoo Parking Lot project. If this proposal meets your approval, please sign one copy and return it to us or if you have any questions, please do not hesitate to contact us.

Respectfully submitted,
WIGHT & COMPANY



Shawn M. Benson, PE
Director of Land Development



Jason Dwyer, AIA, LEED AP
President, Design & Construction

Approved by:

Signature

Date

Printed Name

Title

WHEATON PARK DISTRICT

**AN ORDINANCE APPROVING THE DISPOSAL AND SALE OF PERSONAL
PROPERTY OWNED BY THE WHEATON PARK DISTRICT**

ORDINANCE 2024-06

WHEREAS, the Wheaton Park District, DuPage County, Illinois (the “District”), is a duly organized and existing Park District created under the provision of the laws of the State of Illinois and is now operating under the provisions of the Park District Code of the State of Illinois and all laws amendatory thereof and supplementary thereto (the “Park Code”); and,

WHEREAS, pursuant to Section 8-22 of the Park Code, three-fifths of the members of the Park Board may authorize the trade in, donation, or disposal of personal property that is no longer necessary, useful to, or in the best interests of the Park District; and,

WHEREAS, the Park District owns: One (1) Lenovo Desktop Computer Thinkcentre M9010S serial number MJ0832v4; One (1) Lenovo Desktop Computer Thinkcentre M9010S serial number MJ0832TX; One (1) Lenovo Desktop Computer Thinkcentre M920T serial number MJ09ppgg located at the Community Center; One (1) Lenovo Desktop Computer Thinkcentre M920T serial number Mj0akeve; One (1) Lenovo Desktop Computer Thinkcentre M920T serial number Mj0akevd located at the Community Center; One (1) Lenovo Desktop Computer Thinkcentre M920T serial number Mj09pnca located at the Community Center; One (1) Lenovo Desktop Computer Thinkcentre m910S serial number Mj0832tw located at the Community Center; One (1) Lenovo Desktop Computer Thinkcentre m910S serial number Mj0832v3 located at the Community Center; One (1) Lenovo Desktop Computer Thinkcentre m910S serial number mj0832v7 located at the Community Center; One (1) Lenovo Desktop Computer Thinkcentre m910S serial number mj0832v6 located at the Community Center; One (1) Lenovo Desktop Computer Thinkcentre m910S serial number mj0832v9 located at the Community Center; One (1) Lenovo Desktop Computer Thinkcentre m910S serial number mj0832tt located at the Community Center; One (1) Lenovo Desktop Computer Thinkcentre m910S serial number mj0832ts located at the Community Center; One (1) Lenovo Desktop Computer Thinkcentre m910S serial number mj0832v0 located at the Community Center; One (1) Lenovo Desktop Computer Thinkcentre m7020s serial number mj0dar92 located at the Community Center; One (1) Lenovo Desktop Computer Thinkcenter m7020s serial number mj0832tr located at the Community Center; One (1) Lenovo Desktop Computer Thinkcentre m7020s serial number mj0c98dn located at the Community Center; One (1) Lenovo Desktop Computer Thinkcentre m710s serial number mj06jn ds located at the Community Center; One (1) Lenovo Thinkcentre m710s serial number mj06nwda located at the Community Center; One (1) Lenovo Desktop Computer Thinkcentre m920S serial number mj07s92e located at the Community Center; One (1) Lenovo Desktop Computer Thinkcentre m910S serial number mj0832b1 located at the Community Center; One (1) Lenovo Desktop Computer Thinkcentre

m910s serial number mj0h32v8 located at the Community Center; One (1) Lenovo Desktop Computer Thinkcentre m920s serial number mj07s92d located at the Community Center; One (1) Lenovo Desktop Computer Thinkcentre m920s serial number mj07sn2f located at the Community Center; One (1) Lenovo Desktop Computer Thinkcentre m710s serial number mj06n2cx located at the Community Center; One (1) Lenovo Desktop Computer Thinkcentre m710s serial number mj06n2wdz located at the Community Center; One (1) Lenovo Desktop Computer Thinkcentre m920s serial number mj07s929 located at the Community Center; One (1) Lenovo Desktop Computer Thinkcentre m910s serial number mj0832ty located at the Community Center; One (1) Lenovo Desktop Computer Thinkcentre m920s serial number mj07s928 located at the Community Center; One (1) Lenovo Desktop Computer Thinkcentre m920s serial number mj07s927 located at the Community Center; One (1) Lenovo Desktop Computer Thinkcentre m920s serial number mj07s928 located at the Community Center; One (1) Lenovo Desktop Computer Thinkcentre m910s serial number mj082tv located at the Community Center; One (1) Lenovo Desktop Computer Thinkcentre m920s serial number mj07s92g located at the Community Center; One (1) Lenovo Desktop Computer Thinkcentre m920s serial number mj07s92c located at the Community Center; One (1) Lenovo Desktop Computer Thinkcentre m920t serial number mj0akevd located at the Community Center; One (1) Lenovo Laptop Computer ThinkPad t480 serial number pf-1jj1yp located at the Community Center; One (1) Windows Laptop Computer Surface 1 serial number 21510551453 located at the Community Center; One (1) APC Battery Backup model number Be600m1 serial number 4b1811p06792 located at the Community Center; One (1) APC Backup Battery model number Be550g serial number 4b1247p24225 located at the Community Center; One (1) APC Backup Battery model number Be550g serial number 4b1448p23935 located at the Community Center; One (1) APC Backup Battery model number Be550g serial number 4b1349p33501 located at the Community Center; One (1) Samsung Monitor SyncMaster 740b serial number ha17hveyb03856f located at the Community Center; One (1) Dell Monitor 1707fpvt serial number cn-0y9833-71618-84i-acvp located at the Community Center; One (1) Dell monitor 1707fpvt serial number cn-0d549h-71618-86g-8ab4f-a02 located at the Community Center; One (1) Dell Monitor 1707fpvt serial number cn-0d549h-71618-886-a171-a02 located at the Community Center; One (1) Dell Monitor 1707fpc serial number cn-0cc352-64180-66e-0u0c located at the Community Center; One (1) ANyC MultiSync LCD1770vx serial number 76117340ta located at the Community Center; One (1) AOC Monitor LM520 serial number 05336ba000198 located at the Community Center; One (1) ViewSonic Monitor Vs13239 serial number rws115051303 located at the Community Center; One (1) NEC Monitor LCD1770nx-bk-2 serial number 76108815ta located at the Community Center; One (1) LG Monitor 22mc57hq serial number 808ntdv34786 located at the Community Center; One (1) Polycom Phone model er0104551/13 serial number 0004f270f7ad located at the Community Center; One (1) Polycom Phone model er0104551/13 serial number 0004f2cv74f8 located at the Community Center; One (1) Polycom Phone model er0104551/13 serial number 0004f2cvd079 located at the Community Center; One (1) Polycom Phone model er0104551/13 serial number 0004f270f9e4 located at the Community Center; One (1) Polycom Phone model er0104551/13 serial number 0004f2cb748d located at the Community Center; One (1) Polycom Phone model er0104551/13 serial number 000472cbd4d0 located at the Community Center; One (1)

MediaPlus Cash Drawer 2.26125E+13 serial number 656944 located at the Community Center; One (1) Heritage Cash Drawer 2.26114E+13 serial number 627764 located at the Community Center; One (1) Magtek Card Scanner PN-21040145 serial number SN-x04451T located at the Community Center; One (1) PowerCom UPS Bnt-1000ap serial number 40120551702 located at the Community Center; One (1) Star Receipt Printer tp100 serial number 2230515110600003 located at the Community Center; One (1) AZU LLC Mini PC a-1153-ab3-11 serial number ab3355180900129 located at the Community Center; One (1) Smart Power PWR Filter Smartsf115pcgrj11 serial number 72002112 located at the Community Center; One (1) Microtek Scanner mrs-3200a3 serial number waade000138 located at the Community Center; One (1) Dell Keyboard sk-8115 serial number CN-0DJ331-71616-89N-085D located at the Community Center; One (1) Lenovo Keyboard KB1021 serial number 0001836 located at the Community Center; Four (4) Lenox 15 bay plastic lockers located at Park Services Center; Three (3) Metal Office Desks located at the Community Center; One (1) Wood Office Desk located at the Community Center; One (1) 95' Musco steel light pole located at Seven Gables Park Barn;

WHEREAS, the Board of Park Commissioners has determined that it would be in the best interest of the Park District to dispose: One (1) Lenovo Desktop Computer Thinkcentre M9010S serial number MJ0832v4; One (1) Lenovo Desktop Computer Thinkcentre M9010S serial number MJ0832TX; One (1) Lenovo Desktop Computer Thinkcentre M920T serial number MJ09ppgg located at the Community Center; One (1) Lenovo Desktop Computer Thinkcentre M920T serial number Mj0akeve; One (1) Lenovo Desktop Computer Thinkcentre M920T serial number Mj0akevd located at the Community Center; One (1) Lenovo Desktop Computer Thinkcentre M920T serial number Mj09pnca located at the Community Center; One (1) Lenovo Desktop Computer Thinkcentre m910S serial number Mj0832tw located at the Community Center; One (1) Lenovo Desktop Computer Thinkcentre m910S serial number Mj0832v3 located at the Community Center; One (1) Lenovo Desktop Computer Thinkcentre m910S serial number mj0832v7 located at the Community Center; One (1) Lenovo Desktop Computer Thinkcentre m910S serial number mj0832v6 located at the Community Center; One (1) Lenovo Desktop Computer Thinkcentre m910S serial number mj0832v9 located at the Community Center; One (1) Lenovo Desktop Computer Thinkcentre m910S serial number mj0832tt located at the Community Center; One (1) Lenovo Desktop Computer Thinkcentre m910S serial number mj0832ts located at the Community Center; One (1) Lenovo Desktop Computer Thinkcentre m910S serial number mj0832v0 located at the Community Center; One (1) Lenovo Desktop Computer Thinkcentre m7020s serial number mj0dar92 located at the Community Center; One (1) Lenovo Desktop Computer Thinkcenter m7020s serial number mj0832tr located at the Community Center; One (1) Lenovo Desktop Computer Thinkcentre m7020s serial number mj0c98dn located at the Community Center; One (1) Lenovo Desktop Computer Thinkcentre m710s serial number mj06jnnds located at the Community Center; One (1) Lenovo Thinkcentre m710s serial number mj06nwda located at the Community Center; One (1) Lenovo Desktop Computer Thinkcentre m920S serial number mj07s92e located at the Community Center; One (1) Lenovo Desktop Computer Thinkcentre m910S serial number mj0832b1 located at the Community Center; One (1) Lenovo Desktop Computer Thinkcentre m910s serial number

mj0h32v8 located at the Community Center; One (1) Lenovo Desktop Computer Thinkcentre m920s serial number mj07s92d located at the Community Center; One (1) Lenovo Desktop Computer Thinkcentre m920s serial number mj07sn2f located at the Community Center; One (1) Lenovo Desktop Computer Thinkcentre m710s serial number mj06n2cx located at the Community Center; One (1) Lenovo Desktop Computer Thinkcentre m710s serial number mj06n2wdz located at the Community Center; One (1) Lenovo Desktop Computer Thinkcentre m920s serial number mj07s929 located at the Community Center; One (1) Lenovo Desktop Computer Thinkcentre m910s serial number mj0832ty located at the Community Center; One (1) Lenovo Desktop Computer Thinkcentre m920s serial number mj07s928 located at the Community Center; One (1) Lenovo Desktop Computer Thinkcentre m920s serial number mj07s927 located at the Community Center; One (1) Lenovo Desktop Computer Thinkcentre m920s serial number mj07s928 located at the Community Center; One (1) Lenovo Desktop Computer Thinkcentre m910s serial number mj082tv located at the Community Center; One (1) Lenovo Desktop Computer Thinkcentre m920s serial number mj07s92g located at the Community Center; One (1) Lenovo Desktop Computer Thinkcentre m920s serial number mj07s92c located at the Community Center; One (1) Lenovo Desktop Computer Thinkcentre m920t serial number mj0akevd located at the Community Center; One (1) Lenovo Laptop Computer ThinkPad t480 serial number pf-1jj1yp located at the Community Center; One (1) Windows Laptop Computer Surface 1 serial number 21510551453 located at the Community Center; One (1) APC Battery Backup model number Be600m1 serial number 4b1811p06792 located at the Community Center; One (1) APC Backup Battery model number Be550g serial number 4b1247p24225 located at the Community Center; One (1) APC Backup Battery model number Be550g serial number 4b1448p23935 located at the Community Center; One (1) APC Backup Battery model number Be550g serial number 4b1349p33501 located at the Community Center; One (1) Samsung Monitor SyncMaster 740b serial number ha17hveyb03856f located at the Community Center; One (1) Dell Monitor 1707fpvt serial number cn-0y9833-71618-84i-acvp located at the Community Center; One (1) Dell monitor 1707fpvt serial number cn-0d549h-71618-86g-8ab4f-a02 located at the Community Center; One (1) Dell Monitor 1707fpvt serial number cn-0d549h-71618-886-a171-a02 located at the Community Center; One (1) Dell Monitor 1707fpc serial number cn-0cc352-64180-66e-0u0c located at the Community Center; One (1) ANyC MultiSync LCD1770vx serial number 76117340ta located at the Community Center; One (1) AOC Monitor LM520 serial number 05336ba000198 located at the Community Center; One (1) ViewSonic Monitor Vs13239 serial number rws115051303 located at the Community Center; One (1) NEC Monitor LCD1770nx-bk-2 serial number 76108815ta located at the Community Center; One (1) LG Monitor 22mc57hq serial number 808ntdv34786 located at the Community Center; One (1) Polycom Phone model er0104551/13 serial number 0004f270f7ad located at the Community Center; One (1) Polycom Phone model er0104551/13 serial number 0004f2cv74f8 located at the Community Center; One (1) Polycom Phone model er0104551/13 serial number 0004f2cvd079 located at the Community Center; One (1) Polycom Phone model er0104551/13 serial number 0004f270f9e4 located at the Community Center; One (1) Polycom Phone model er0104551/13 serial number 0004f2cb748d located at the Community Center; One (1) Polycom Phone model er0104551/13 serial number 000472cbd4d0 located at the Community Center; One (1) MediaPlus Cash Drawer 2.26125E+13 serial number 656944 located at the Community Center; One (1) Heritage Cash Drawer 2.26114E+13 serial number 627764 located at the Community Center; One (1) Magtek Card Scanner PN-21040145 serial number SN-x04451T located at the Community Center; One (1) PowerCom UPS Bnt-1000ap serial number

40120551702 located at the Community Center; One (1) Star Receipt Printer tp100 serial number 2230515110600003 located at the Community Center; One (1) AZU LLC Mini PC a-1153-ab3-11 serial number ab3355180900129 located at the Community Center; One (1) Smart Power PWR Filter Smartsf115pcgrj11 serial number 72002112 located at the Community Center; One (1) Microtek Scanner mrs-3200a3 serial number waade000138 located at the Community Center; One (1) Dell Keyboard sk-8115 serial number CN-0DJ331-71616-89N-085D located at the Community Center; One (1) Lenovo Keyboard KB1021 serial number 0001836 located at the Community Center; Four (4) Lenox 15 bay plastic lockers located at Park Services Center; Three (3) Metal Office Desks located at the Community Center; One (1) Wood Office Desk located at the Community Center; One (1) 95' Musco steel light pole located at Seven Gables Park Barn;

NOW, THEREFORE, IT IS HEREBY ORDAINED BY THE BOARD OF PARK COMMISSIONERS OF THE WHEATON PARK DISTRICT, DuPage County, Illinois, as follows:

Section 1: The foregoing preamble of the Ordinance is hereby incorporated in its entirety in **Ordinance 2024-06**

Section 2: The Park District will dispose: One (1) Lenovo Desktop Computer Thinkcentre M9010S serial number MJ0832v4; One (1) Lenovo Desktop Computer Thinkcentre M9010S serial number MJ0832TX; One (1) Lenovo Desktop Computer Thinkcentre M920T serial number MJ09ppgg located at the Community Center; One (1) Lenovo Desktop Computer Thinkcentre M920T serial number Mj0akeve; One (1) Lenovo Desktop Computer Thinkcentre M920T serial number Mj0akevd located at the Community Center; One (1) Lenovo Desktop Computer Thinkcentre M920T serial number Mj09pnca located at the Community Center; One (1) Lenovo Desktop Computer Thinkcentre m910S serial number Mj0832tw located at the Community Center; One (1) Lenovo Desktop Computer Thinkcentre m910S serial number Mj0832v3 located at the Community Center; One (1) Lenovo Desktop Computer Thinkcentre m910S serial number mj0832v7 located at the Community Center; One (1) Lenovo Desktop Computer Thinkcentre m910S serial number mj0832v6 located at the Community Center; One (1) Lenovo Desktop Computer Thinkcentre m910S serial number mj0832v9 located at the Community Center; One (1) Lenovo Desktop Computer Thinkcentre m910S serial number mj0832t located at the Community Center; One (1) Lenovo Desktop Computer Thinkcentre m910S serial number mj0832ts located at the Community Center; One (1) Lenovo Desktop Computer Thinkcentre m910S serial number mj0832v0 located at the Community Center; One (1) Lenovo Desktop Computer Thinkcentre m7020s serial number mj0dar92 located at the Community Center; One (1) Lenovo Desktop Computer Thinkcenter m7020s serial number mj0832tr located at the Community Center; One (1) Lenovo Desktop Computer Thinkcentre m7020s serial number mj0c98dn located at the Community Center; One (1) Lenovo Desktop Computer Thinkcentre m710s serial number mj06jn ds located at the Community Center; One (1) Lenovo Thinkcentre m710s serial number mj06nwda located at the Community Center; One (1) Lenovo Desktop Computer Thinkcentre m920S serial number mj07s92e located at the Community Center; One (1) Lenovo Desktop Computer Thinkcentre m910S serial number mj0832b1 located at the Community Center; One (1) Lenovo Desktop Computer Thinkcentre

m910s serial number mj0h32v8 located at the Community Center; One (1) Lenovo Desktop Computer Thinkcentre m920s serial number mj07s92d located at the Community Center; One (1) Lenovo Desktop Computer Thinkcentre m920s serial number mj07sn2f located at the Community Center; One (1) Lenovo Desktop Computer Thinkcentre m710s serial number mj06n2cx located at the Community Center; One (1) Lenovo Desktop Computer Thinkcentre m710s serial number mj06n2wdz located at the Community Center; One (1) Lenovo Desktop Computer Thinkcentre m920s serial number mj07s929 located at the Community Center; One (1) Lenovo Desktop Computer Thinkcentre m910s serial number mj0832ty located at the Community Center; One (1) Lenovo Desktop Computer Thinkcentre m920s serial number mj07s928 located at the Community Center; One (1) Lenovo Desktop Computer Thinkcentre m920s serial number mj07s927 located at the Community Center; One (1) Lenovo Desktop Computer Thinkcentre m920s serial number mj07s928 located at the Community Center; One (1) Lenovo Desktop Computer Thinkcentre m910s serial number mj082tv located at the Community Center; One (1) Lenovo Desktop Computer Thinkcentre m920s serial number mj07s92g located at the Community Center; One (1) Lenovo Desktop Computer Thinkcentre m920s serial number mj07s92c located at the Community Center; One (1) Lenovo Desktop Computer Thinkcentre m920t serial number mj0akevd located at the Community Center; One (1) Lenovo Laptop Computer ThinkPad t480 serial number pf-1jj1yp located at the Community Center; One (1) Windows Laptop Computer Surface 1 serial number 21510551453 located at the Community Center; One (1) APC Battery Backup model number Be600m1 serial number 4b1811p06792 located at the Community Center; One (1) APC Backup Battery model number Be550g serial number 4b1247p24225 located at the Community Center; One (1) APC Backup Battery model number Be550g serial number 4b1448p23935 located at the Community Center; One (1) APC Backup Battery model number Be550g serial number 4b1349p33501 located at the Community Center; One (1) Samsung Monitor SyncMaster 740b serial number ha17hveyb03856f located at the Community Center; One (1) Dell Monitor 1707fpvt serial number cn-0y9833-71618-84i-acvp located at the Community Center; One (1) Dell monitor 1707fpvt serial number cn-0d549h-71618-86g-8ab4f-a02 located at the Community Center; One (1) Dell Monitor 1707fpvt serial number cn-0d549h-71618-886-a171-a02 located at the Community Center; One (1) Dell Monitor 1707fpc serial number cn-0cc352-64180-66e-0u0c located at the Community Center; One (1) ANyC MultiSync LCD1770vx serial number 76117340ta located at the Community Center; One (1) AOC Monitor LM520 serial number 05336ba000198 located at the Community Center; One (1) ViewSonic Monitor Vs13239 serial number rws115051303 located at the Community Center; One (1) NEC Monitor LCD1770nx-bk-2 serial number 76108815ta located at the Community Center; One (1) LG Monitor 22mc57hq serial number 808ntdv34786 located at the Community Center; One (1) Polycom Phone model er0104551/13 serial number 0004f270f7ad located at the Community Center; One (1) Polycom Phone model er0104551/13 serial number 0004f2cv74f8 located at the Community Center; One (1) Polycom Phone model er0104551/13 serial number 0004f2cvd079 located at the Community Center; One (1) Polycom Phone model er0104551/13 serial number 0004f270f9e4 located at the Community Center; One (1) Polycom Phone model er0104551/13 serial number 0004f2cb748d located at the Community Center; One (1) Polycom Phone model er0104551/13 serial number 000472cbd4d0 located at the Community Center; One (1) MediaPlus Cash Drawer 2.26125E+13 serial number 656944 located at the Community Center; One (1) Heritage Cash Drawer 2.26114E+13 serial number 627764 located at the Community Center; One (1) Magtek Card Scanner PN-21040145 serial number SN-x04451T located at the Community Center; One

(1) PowerCom UPS Bnt-1000ap serial number 40120551702 located at the Community Center; One (1) Star Receipt Printer tp100 serial number 2230515110600003 located at the Community Center; One (1) AZU LLC Mini PC a-1153-ab3-11 serial number ab3355180900129 located at the Community Center; One (1) Smart Power PWR Filter Smartsf115pcgrj11 serial number 72002112 located at the Community Center; One (1) Microtek Scanner mrs-3200a3 serial number waade000138 located at the Community Center; One (1) Dell Keyboard sk-8115 serial number CN-0DJ331-71616-89N-085D located at the Community Center; One (1) Lenovo Keyboard KB1021 serial number 0001836 located at the Community Center; Four (4) Lenox 15 bay plastic lockers located at Park Services Center; Three (3) Metal Office Desks located at the Community Center; One (1) Wood Office Desk located at the Community Center; One (1) 95' Musco steel light pole located at Seven Gables Park Barn;

Section 3: Except, as otherwise provided herein, this **Ordinance 2024-06** Shall be in full force and effective forthwith upon its adoption and approval as provided by law.

Adopted this 21st day of August 2024

AYES: _____

NAYS: _____

ABSENT: _____

President Board of Park Commissioners
Wheaton Park District

ATTEST:

Secretary, Board of Park Commissioners
Wheaton Park District

(S E A L)

WHEATON PARK DISTRICT



Financial Overview

July, 2024

Financial Overview Table of Contents

Page #s	Statement Description
Board Requested	
<u>1</u>	WPD Summary
<u>2</u>	AGC Month and Year to Date Departmental Operating Summary
<u>3</u>	Cosley Zoo Analysis
<u>4</u>	Cash & Investments
<u>5</u>	Cash/Fund Balance Target Status Report
<u>6</u>	Investments Report
Balance Sheets	
<u>7</u>	General Fund Balance Sheets
<u>8</u>	Recreation Fund Balance Sheets
<u>9</u>	Cosley Zoo Fund Balance Sheets
<u>10</u>	Debt Service Fund Balance Sheets
<u>11</u>	Capital Projects Fund Balance Sheets
<u>12</u>	Arrowhead Golf Club Fund Balance Sheets
<u>13</u>	Information Technology Internal Service Fund Balance Sheets
<u>14</u>	Health Insurance Internal Service Fund Balance Sheets
Operating Statements Year To Date	
<u>15</u>	General Fund
<u>15</u>	Recreation Fund
<u>15</u>	Cosley Zoo Fund
<u>16</u>	Debt Service Fund
<u>16</u>	Capital Projects Fund
<u>16</u>	Arrowhead Golf Club Fund
<u>17</u>	Information Technology Internal Service Fund
<u>17</u>	Health Insurance Internal Service Fund
Operating Statements By Department Year To Date	
<u>18</u>	General Fund
<u>18 - 20</u>	Recreation Fund
<u>21 - 22</u>	Cosley Zoo Fund
<u>22 - 23</u>	Arrowhead Golf Club Fund
Special Areas Operating Statements	
<u>24</u>	Parks Plus Fitness Operating Summary
<u>25</u>	Central Athletic Complex Operating Summary
<u>26</u>	Special Events

WPD Summary

Row Labels	Full Year Budget	Sum of CY Month	Sum of LY Month	Month Variance	% Month Variance	Sum of Curr YTD	Sum of LY YTD	YTD Variance	% YTD Variance
4-Revenues	\$47,231,295	\$2,745,288	\$2,613,121	\$132,167	5.06%	\$22,816,770	\$23,371,413	(\$554,643)	-2.37%
5-Expenses	(\$54,218,119)	(\$3,685,201)	(\$2,707,481)	(\$977,720)	-36.11%	(\$21,684,684)	(\$19,801,554)	(\$1,883,131)	-9.51%
Grand Total	(\$6,986,824)	(\$939,913)	(\$94,359)	(\$845,553)	-896.10%	\$1,132,086	\$3,569,859	(\$2,437,773)	-68.29%

Row Labels	Full Year Budget	Sum of CY Month	Sum of LY Month	Month Variance	% Month Variance	Sum of Curr YTD	Sum of LY YTD	YTD Variance	% YTD Variance
10-General									
4-Revenues	\$5,940,543	\$158,490	\$225,504	(\$67,014)	-29.72%	\$3,387,896	\$3,370,510	\$17,386	0.52%
5-Expenses	(\$6,426,211)	(\$353,753)	(\$371,991)	\$18,238	4.90%	(\$3,240,867)	(\$3,914,368)	\$673,501	17.21%
10-General Total	(\$485,668)	(\$195,263)	(\$146,487)	(\$48,776)	-33.30%	\$147,029	(\$543,858)	\$690,887	127.03%
20-Recreation									
4-Revenues	\$12,460,352	\$1,133,081	\$1,036,017	\$97,064	9.37%	\$7,754,462	\$7,121,812	\$632,650	8.88%
5-Expenses	(\$13,501,071)	(\$1,274,435)	(\$1,121,828)	(\$152,607)	-13.60%	(\$7,358,478)	(\$7,610,128)	\$251,651	3.31%
20-Recreation Total	(\$1,040,719)	(\$141,354)	(\$85,811)	(\$55,543)	-64.73%	\$395,984	(\$488,316)	\$884,301	181.09%
22-Cosley Zoo									
4-Revenues	\$2,091,469	\$147,397	\$119,133	\$28,264	23.72%	\$1,206,093	\$1,051,654	\$154,439	14.69%
5-Expenses	(\$2,187,227)	(\$133,195)	(\$113,856)	(\$19,339)	-16.99%	(\$1,101,213)	(\$1,036,479)	(\$64,734)	-6.25%
22-Cosley Zoo Total	(\$95,758)	\$14,202	\$5,277	\$8,925	169.13%	\$104,880	\$15,175	\$89,705	591.14%
30-Debt Service									
4-Revenues	\$2,839,660	\$10,692	\$9,134	\$1,558	17.05%	\$1,485,763	\$1,426,850	\$58,913	4.13%
5-Expenses	(\$2,892,490)	\$0	\$0	\$0	0.00%	(\$107,900)	(\$126,050)	\$18,150	14.40%
30-Debt Service Total	(\$52,830)	\$10,692	\$9,134	\$1,558	17.05%	\$1,377,863	\$1,300,800	\$77,063	5.92%
40-Capital Projects									
4-Revenues	\$10,999,116	\$97,585	\$63,817	\$33,768	52.91%	\$1,912,876	\$3,826,343	(\$1,913,467)	-50.01%
5-Expenses	(\$15,900,728)	(\$826,417)	(\$90,945)	(\$735,472)	-808.70%	(\$3,284,095)	(\$1,089,696)	(\$2,194,399)	-201.38%
40-Capital Projects Total	(\$4,901,612)	(\$728,832)	(\$27,128)	(\$701,703)	-2586.64%	(\$1,371,219)	\$2,736,647	(\$4,107,867)	-150.11%
60-Golf Fund									
4-Revenues	\$10,205,750	\$1,183,513	\$1,147,640	\$35,873	3.13%	\$5,706,201	\$5,391,475	\$314,726	5.84%
5-Expenses	(\$10,615,738)	(\$885,670)	(\$808,127)	(\$77,543)	-9.60%	(\$5,083,349)	(\$4,662,013)	(\$421,336)	-9.04%
60-Golf Fund Total	(\$409,988)	\$297,843	\$339,513	(\$41,670)	-12.27%	\$622,852	\$729,463	(\$106,610)	-14.61%
70-Information Technology									
4-Revenues	\$586,031	\$0	\$0	\$0	0.00%	\$292,940	\$259,898	\$33,041	12.71%
5-Expenses	(\$585,781)	(\$34,254)	(\$48,457)	\$14,203	29.31%	(\$314,096)	(\$310,486)	(\$3,610)	-1.16%
70-Information Technology Total	\$250	(\$34,254)	(\$48,457)	\$14,203	29.31%	(\$21,156)	(\$50,587)	\$29,431	58.18%
75-Health Insurance									
4-Revenues	\$2,108,374	\$14,530	\$11,876	\$2,654	22.35%	\$1,070,539	\$922,870	\$147,670	16.00%
5-Expenses	(\$2,108,874)	(\$177,477)	(\$152,277)	(\$25,200)	-16.55%	(\$1,194,686)	(\$1,052,334)	(\$142,353)	-13.53%
75-Health Insurance Total	(\$500)	(\$162,946)	(\$140,400)	(\$22,546)	-16.06%	(\$124,147)	(\$129,464)	\$5,317	4.11%
Grand Total	(\$6,986,824)	(\$939,913)	(\$94,359)	(\$845,553)	-896.10%	\$1,132,086	\$3,569,859	(\$2,437,773)	-68.29%

AGC Month & YTD Summary

Row Labels	Full Year Budget	Sum of CY Month	Sum of LY Month	Month Variance	% Month Variance	Sum of Curr YTD	Sum of LY YTD	YTD Variance	% YTD Variance
60-Golf Fund									
000-Administration									
4-Revenues	\$33,500	\$9,093	\$12,911	(\$3,818)	-29.57%	\$81,306	\$24,186	\$57,120	236.17%
5-Expenses	(\$2,125,493)	(\$101,077)	(\$166,517)	\$65,440	39.30%	(\$820,133)	(\$716,943)	(\$103,190)	-14.39%
000-Administration Total	(\$2,091,993)	(\$91,984)	(\$153,606)	\$61,622	40.12%	(\$738,827)	(\$692,757)	(\$46,070)	-6.65%
101-Parks Maintenance									
5-Expenses	(\$42,674)	(\$5,554)	(\$7,319)	\$1,765	24.12%	(\$29,100)	(\$28,992)	(\$109)	-0.38%
101-Parks Maintenance Total	(\$42,674)	(\$5,554)	(\$7,319)	\$1,765	24.12%	(\$29,100)	(\$28,992)	(\$109)	-0.38%
601-Golf Maintenance									
4-Revenues	\$0	\$0	\$2,396	(\$2,396)	-100.00%	\$0	\$2,396	(\$2,396)	-100.00%
5-Expenses	(\$1,530,359)	(\$133,049)	(\$107,015)	(\$26,035)	-24.33%	(\$795,807)	(\$717,706)	(\$78,101)	-10.88%
601-Golf Maintenance Total	(\$1,530,359)	(\$133,049)	(\$104,619)	(\$28,430)	-27.18%	(\$795,807)	(\$715,310)	(\$80,497)	-11.25%
611-Pro Shop/Golf Fees									
4-Revenues	\$3,408,250	\$491,601	\$527,225	(\$35,624)	-6.76%	\$2,223,053	\$2,147,512	\$75,541	3.52%
5-Expenses	(\$1,105,083)	(\$121,871)	(\$93,635)	(\$28,237)	-30.16%	(\$600,069)	(\$514,720)	(\$85,349)	-16.58%
611-Pro Shop/Golf Fees Total	\$2,303,167	\$369,730	\$433,590	(\$63,860)	-14.73%	\$1,622,984	\$1,632,792	(\$9,808)	-0.60%
612-Food and Beverage									
4-Revenues	\$6,744,000	\$682,819	\$605,108	\$77,711	12.84%	\$3,394,283	\$3,213,209	\$181,074	5.64%
5-Expenses	(\$5,801,446)	(\$524,101)	(\$433,625)	(\$90,476)	-20.87%	(\$2,837,149)	(\$2,682,944)	(\$154,205)	-5.75%
612-Food and Beverage Total	\$942,554	\$158,718	\$171,483	(\$12,765)	-7.44%	\$557,134	\$530,265	\$26,869	5.07%
613-Cross Country Skiing									
4-Revenues	\$20,000	\$0	\$0	\$0	0.00%	\$7,559	\$4,172	\$3,387	81.18%
5-Expenses	(\$10,683)	(\$18)	(\$17)	(\$2)	-8.88%	(\$1,089)	(\$708)	(\$382)	-53.91%
613-Cross Country Skiing Total	\$9,318	(\$18)	(\$17)	(\$2)	-8.88%	\$6,470	\$3,464	\$3,005	86.76%
60-Golf Fund Total	(\$409,988)	\$297,843	\$339,513	(\$41,670)	-12.27%	\$622,852	\$729,463	(\$106,610)	-14.61%
Grand Total	(\$409,988)	\$297,843	\$339,513	(\$41,670)	-12.27%	\$622,852	\$729,463	(\$106,610)	-14.61%

Zoo Analysis

Row Labels	Full Year Budget	Sum of CY Month	Sum of LY Month	Month Variance	% Month Variance	Sum of Curr YTD	Sum of LY YTD	YTD Variance	% YTD Variance
Cosley Zoo									
4-Revenues									
41-Taxes	\$1,267,884	\$12,565	\$11,927	\$638	5.35%	\$692,226	\$589,638	\$102,588	17.40%
42-Charges for Services	\$654,248	\$110,088	\$85,232	\$24,856	29.16%	\$373,198	\$323,666	\$49,532	15.30%
44-Rentals	\$63,000	\$7,437	\$7,433	\$4	0.05%	\$43,978	\$41,806	\$2,172	5.19%
45-Product Sales	\$1,000	\$0	\$150	(\$150)	-100.00%	\$200	\$925	(\$725)	-78.38%
46-Grants & Donations	\$95,338	\$8,763	\$8,154	\$609	7.47%	\$57,311	\$50,423	\$6,888	13.66%
47-Misc. Income	\$0	\$0	\$0	\$0	0.00%	\$640	\$9,555	(\$8,914)	-93.30%
48-Interest Income	\$10,000	\$8,543	\$6,237	\$2,307	36.98%	\$38,540	\$35,642	\$2,899	8.13%
49-Transfers In	\$0								
4-Revenues Total	\$2,091,469	\$147,397	\$119,133	\$28,264	23.72%	\$1,206,093	\$1,051,654	\$154,439	14.69%
5-Expenses									
51-Salaries & Wages	(\$1,335,560)	(\$99,856)	(\$89,259)	(\$10,597)	-11.87%	(\$715,047)	(\$651,966)	(\$63,081)	-9.68%
52-Contractual Services	(\$468,422)	(\$14,180)	(\$11,253)	(\$2,927)	-26.01%	(\$212,851)	(\$166,634)	(\$46,217)	-27.74%
53-Supplies	(\$206,020)	(\$15,050)	(\$9,753)	(\$5,297)	-54.31%	(\$90,833)	(\$89,026)	(\$1,807)	-2.03%
54-Other Charges	(\$77,225)	(\$4,109)	(\$3,590)	(\$518)	-14.44%	(\$32,482)	(\$28,238)	(\$4,244)	-15.03%
57-Capital	\$0	\$0	\$0	\$0	0.00%	\$0	(\$615)	\$615	100.01%
59-Transfers Out	(\$100,000)	\$0	\$0	\$0	0.00%	(\$50,000)	(\$100,000)	\$50,000	50.00%
5-Expenses Total	(\$2,187,227)	(\$133,195)	(\$113,856)	(\$19,339)	-16.99%	(\$1,101,213)	(\$1,036,479)	(\$64,734)	-6.25%
Cosley Zoo Total	(\$95,758)	\$14,202	\$5,277	\$8,925	169.13%	\$104,880	\$15,175	\$89,705	591.14%
Foundation									
Concessions									
1-Concession Sales	\$55,000	\$9,732	\$10,972	(\$1,240)	-11.30%	\$34,735	\$32,983	\$1,752	5.31%
2-Concession COGS	(\$20,000)	(\$1,906)	(\$2,410)	\$505	20.94%	(\$10,704)	(\$11,183)	\$479	4.28%
3-Concession Supplies	(\$2,000)	(\$49)	(\$50)	\$1	2.14%	(\$537)	(\$142)	(\$394)	-277.81%
Concessions Total	\$33,000	\$7,777	\$8,511	(\$734)	-8.63%	\$23,494	\$21,658	\$1,836	8.48%
Gift Shop									
1-Gift Shop Sales	\$180,000	\$24,208	\$21,541	\$2,667	12.38%	\$99,676	\$97,610	\$2,066	2.12%
2-Gift Shop COGS	(\$68,000)	(\$3,330)	(\$3,330)	\$0	0.00%	(\$32,076)	(\$27,211)	(\$4,865)	-17.88%
Gift Shop Total	\$112,000	\$20,878	\$18,211	\$2,667	14.65%	\$67,600	\$70,398	(\$2,799)	-3.98%
Concession & Gift Shop									
4-Concession & Gift Shop Wages	(\$98,060)	(\$9,811)	(\$9,618)	(\$193)	-2.01%	(\$55,934)	(\$49,479)	(\$6,455)	-13.05%
Concession & Gift Shop Total	(\$98,060)	(\$9,811)	(\$9,618)	(\$193)	-2.01%	(\$55,934)	(\$49,479)	(\$6,455)	-13.05%
Foundation Total	\$46,940	\$18,843	\$17,103	\$1,740	10.17%	\$35,160	\$42,577	(\$7,417)	-17.42%
Grand Total	(\$48,818)	\$33,045	\$22,380	\$10,665	47.65%	\$140,040	\$57,752	\$82,288	142.48%

Cash & Investments

Description	Current Month	Prior Month	Current Month, Prior Year
<i>Operating Funds</i>			
10-General	4,326,567	4,536,961	4,620,688
20-Recreation	7,827,905	8,323,010	8,436,771
21-Special Recreation	222,892	406,146	207,790
22-Cosley Zoo	1,536,325	1,550,099	1,470,263
23-Liability	379,456	418,710	331,983
24-Audit	24,040	45,327	20,927
25-FICA	458,183	525,436	562,037
26-IMRF	480,134	501,139	616,031
30-Debt Service	2,257,955	2,247,263	2,119,450
60-Golf Fund	6,433,935	6,271,574	5,728,100
70-Information Technology	(2,038)	32,216	(31,470)
75-Health Insurance	151,449	314,975	146,833
Total Operating Funds	24,096,802	25,172,856	24,229,403
<i>Capital Funds</i>			
40-Capital Projects	9,638,393	10,412,211	11,798,028
Total Capital Funds	9,638,393	10,412,211	11,798,028
Total District Funds	33,735,195	35,585,067	36,027,431

Fund Balance Target Analysis
July, 2024

	General 10	Recreation 20	Cosley 22	Insurance Liability 23	Audit 24	FICA 25	IMRF 26	Debt Service 30	Golf 60
Basis of Measurement:									
Budgeted expenditures less budget capital expenditures	3 to 4 months	> 2 months	3 to 6 month	3 to 6 month	3 to 6 month	3 to 6 month	3 to 6 month	Min. target is \$5K; Max. is budgeted expenditures	2 - 4 months
FY 2024 Budget Basis:									
Budgeted expenditures less budgeted capital expenditures	5,144,211	11,448,427	2,087,227	668,723	37,414	745,476	519,536	1,301,942	9,680,738
FY 2024 Targets									
Target Minimum	1,286,050	1,908,070	521,810	167,180	9,350	186,370	129,880	5,000	1,613,460
Target Maximum	2,572,110	3,816,140	1,043,610	334,360	18,710	372,740	259,770	1,301,942	3,226,910
Fund Balance as of July, 2024									
Fund Balance as of 12/31/2023	4,073,507	5,447,982	1,484,000	337,953	41,227	569,756	544,551		
Net Profit (Loss) YTD thru July, 2024	147,029	395,984	104,880	41,503	(17,187)	(123,011)	(108,632)		
Fund Balance as of July, 2024	4,220,536	5,843,967	1,588,880	379,456	24,040	446,745	435,920		
Cash & Investments 12/31/2023								880,092	5,947,698
Cash & Investments July, 2024								2,257,955	6,433,935
Analysis Results									
	Over Maximum Target by	Over Maximum Target by	Over Maximum Target by	Over Maximum Target by	Over Maximum Target by	Over Maximum Target by	Over Maximum Target by	Over Maximum Target by	Over Maximum Target by
Variations									
Amount over maximum or (under minimum)	1,648,426	2,027,827	545,270	45,096	5,330	74,005	176,150	956,013	3,207,025

All Funds

Investment Report

Description	Current Balance	Prior Month Balance	Prior Year Balance
1110-Certificates of Deposit			
10-General	0	78,766	546,141
20-Recreation	2,250,000	2,328,766	4,546,141
21-Special Recreation	0	0	78,469
22-Cosley Zoo	0	78,766	825,330
23-Liability	0	52,511	128,688
24-Audit	0	0	0
25-FICA	0	52,511	50,220
26-IMRF	0	52,511	50,220
30-Debt Service	250,000	328,209	481,734
40-Capital Projects	3,430,194	3,614,538	4,106,496
60-Golf Fund	2,680,534	2,677,635	2,646,017
75-Health Insurance	0	0	0
Total Certificates of Deposit	8,610,728	9,264,212	13,459,456
1120-Treasuries			
10-General	2,671,642	2,671,642	3,668,758
20-Recreation	2,590,612	2,590,612	3,589,777
21-Special Recreation	124,733	124,733	121,578
22-Cosley Zoo	194,655	194,655	189,731
23-Liability	0	0	0
24-Audit	10,858	10,858	10,583
25-FICA	277,053	277,053	270,045
26-IMRF	362,837	362,837	353,659
30-Debt Service	0	0	0
40-Capital Projects	2,493,167	2,493,167	4,208,811
60-Golf Fund	1,164,807	1,164,807	1,757,376
75-Health Insurance	16	16	411
Total Treasuries	9,890,380	9,890,380	14,170,729
1122-Agencies			
10-General	0	0	0
20-Recreation	0	0	0
23-Liability	0	0	0
24-Audit	0	0	0
30-Debt Service	0	0	0
40-Capital Projects	0	0	0
60-Golf Fund	0	0	0
Total Agencies	0	0	0
Total Investments	18,501,109	19,154,593	27,630,186

General Fund Balance Sheet

Description	Current Balance	Prior Month Balance	Prior Year Balance
Assets			
10-Cash & Cash Equivalents	1,654,924	1,786,553	405,789
11-Investments	2,671,642	2,750,408	4,214,899
12-Receivables	5,293,464	5,328,684	5,173,421
13-Interfund Receivables	0	0	0
14-Inventory	5,021	5,168	5,380
16-Prepaid/Deposits/Escrows	0	0	0
Total Assets	9,625,052	9,870,813	9,799,488
Liabilities			
20-ST Payables	(114)	(23,634)	(17,865)
21-Payroll Payables	(64,218)	(68,670)	(59,424)
22-Accruals	(53,804)	(53,804)	(48,545)
23-Interfund Payables	0	0	0
24-Unearned Revenues	(5,240,888)	(5,263,915)	(5,066,376)
25-Deposits/Uncashed/Stale Dated	(5,488)	(4,988)	(4,210)
29-Deferred Inflows	(40,003)	(40,003)	0
Total Liabilities	(5,404,516)	(5,455,015)	(5,196,420)
30-Fund Balance	(4,220,536)	(4,415,799)	(4,603,068)
Liabilities and Fund Balance	(9,625,052)	(9,870,813)	(9,799,488)

Recreation Fund

Balance Sheet

Description	Current Balance	Prior Month Balance	Prior Year Balance
Assets			
10-Cash & Cash Equivalents	2,987,293	3,403,632	300,852
11-Investments	4,840,612	4,919,378	8,135,918
12-Receivables	6,202,902	6,153,736	5,717,276
13-Interfund Receivables	0	0	0
14-Inventory	0	0	0
16-Prepaid/Deposits/Escrows	0	0	0
Total Assets	14,030,807	14,476,746	14,154,047
Liabilities			
20-ST Payables	(456,810)	(455,029)	(423,812)
22-Accruals	(73,563)	(73,563)	(71,576)
24-Unearned Revenues	(7,650,338)	(7,954,803)	(6,995,919)
25-Deposits/Uncashed/Stale Dated	(6,130)	(8,030)	(31,595)
Total Liabilities	(8,186,841)	(8,491,425)	(7,522,902)
30-Fund Balance	(5,843,967)	(5,985,321)	(6,631,145)
Liabilities and Fund Balance	(14,030,807)	(14,476,746)	(14,154,047)

Zoo Fund
Balance Sheet

Description	Current Balance	Prior Month Balance	Prior Year Balance
Assets			
10-Cash & Cash Equivalents	1,341,670	1,276,678	455,202
11-Investments	194,655	273,421	1,015,061
12-Receivables	1,354,292	1,338,761	1,162,984
13-Interfund Receivables	0	0	0
14-Inventory	0	0	0
16-Prepaid/Deposits/Escrows	0	0	0
Total Assets	2,890,616	2,888,860	2,633,247
Liabilities			
20-ST Payables	0	0	(1,760)
22-Accruals	(20,868)	(20,868)	(20,061)
24-Unearned Revenues	(1,280,868)	(1,293,314)	(1,079,450)
Total Liabilities	(1,301,736)	(1,314,182)	(1,101,271)
30-Fund Balance	(1,588,880)	(1,574,678)	(1,531,975)
Liabilities and Fund Balance	(2,890,616)	(2,888,860)	(2,633,247)

Debt Service Fund

Balance Sheet

Description	Current Balance	Prior Month Balance	Prior Year Balance
Assets			
10-Cash & Cash Equivalents	2,007,955	1,919,054	1,637,716
11-Investments	250,000	328,209	481,734
12-Receivables	2,759,711	2,759,711	2,621,331
13-Interfund Receivables	0	0	0
14-Inventory	0	0	0
15-Other Receivables	0	0	0
16-Prepaid/Deposits/Escrows	0	0	0
17-Other Assets	0	0	0
19-Capital Assets	0	0	0
Total Assets	5,017,666	5,006,974	4,740,781
Liabilities			
20-ST Payables	(2,046,178)	(2,046,178)	(1,928,159)
21-Payroll Payables	0	0	0
22-Accruals	0	0	0
23-Interfund Payables	0	0	0
24-Unearned Revenues	(2,748,461)	(2,748,461)	(2,617,581)
25-Escheats and Facility Deposits	0	0	0
26-Long Term-Debt	0	0	0
27-LT Vacation Accruals	0	0	0
Total Liabilities	(4,794,639)	(4,794,639)	(4,545,740)
30-Fund Balance	(223,027)	(212,335)	(195,041)
Liabilities and Fund Balance	(5,017,666)	(5,006,974)	(4,740,781)

Capital Projects Fund

Balance Sheet

Description	Current Balance	Prior Month Balance	Prior Year Balance
Assets			
10-Cash & Cash Equivalents	3,715,032	4,304,505	3,482,720
11-Investments	5,923,361	6,107,705	8,315,308
12-Receivables	518,820	473,835	87,914
13-Interfund Receivables	0	0	0
14-Inventory	0	0	0
15-Other Receivables	0	0	0
16-Prepaid/Deposits/Escrows	0	0	0
17-Other Assets	0	0	0
19-Capital Assets	0	0	0
Total Assets	10,157,214	10,886,045	11,885,942
Liabilities			
20-ST Payables	(347,177)	(347,177)	(52,102)
21-Payroll Payables	0	0	0
22-Accruals	(3,719)	(3,719)	(3,507)
23-Interfund Payables	0	0	0
24-Unearned Revenues	0	0	0
25-Escheats and Facility Deposits	0	0	0
26-Long Term-Debt	0	0	0
27-LT Vacation Accruals	0	0	0
Total Liabilities	(350,896)	(350,896)	(55,609)
30-Fund Balance	(9,806,318)	(10,535,150)	(11,830,333)
Liabilities and Fund Balance	(10,157,214)	(10,886,045)	(11,885,942)

Arrowhead Golf Club Fund

Balance Sheet

Description	Current Balance	Prior Month Balance	Prior Year Balance
Assets			
10-Cash & Cash Equivalents	2,588,593	2,429,132	1,324,707
11-Investments	3,845,341	3,842,442	4,403,394
12-Receivables	237,696	129,369	117,947
13-Interfund Receivables	0	0	0
14-Inventory	170,469	175,916	172,114
15-Other Receivables	24,000	24,000	24,000
16-Prepaid/Deposits/Escrows	40,614	48,610	37,424
17-Other Assets	24,180	24,180	23,493
19-Capital Assets	16,724,998	16,724,998	16,969,771
Total Assets	23,655,891	23,398,646	23,072,850
Liabilities			
20-ST Payables	(62,817)	(67,006)	(88,938)
21-Payroll Payables	0	0	0
22-Accruals	(167,971)	(167,971)	(146,838)
23-Interfund Payables	0	0	0
24-Unearned Revenues	0	0	0
25-Deposits/Uncashed/Stale Dated	(500,219)	(536,628)	(484,223)
26-Long-Term Debt	0	0	0
27-LT Vacation Accruals	(99,722)	(99,722)	(89,791)
29-Deferred Inflows	(205,258)	(205,258)	(201,071)
Total Liabilities	(1,035,987)	(1,076,585)	(1,010,861)
30-Fund Balance	(22,619,905)	(22,322,062)	(22,061,988)
Liabilities and Fund Balance	(23,655,891)	(23,398,646)	(23,072,850)

Information Technology Balance Sheet

Description	Current Balance	Prior Month Balance	Prior Year Balance
Assets			
10-Cash & Cash Equivalents	(2,038)	32,216	(31,470)
11-Investments	0	0	0
12-Receivables	0	0	0
13-Interfund Receivables	0	0	0
14-Inventory	0	0	0
15-Other Receivables	0	0	0
16-Prepaid/Deposits/Escrows	0	0	0
17-Other Assets	0	0	0
19-Capital Assets	1,234	1,234	3,702
Total Assets	(804)	33,450	(27,768)
Liabilities			
20-ST Payables	0	0	0
21-Payroll Payables	0	0	0
22-Accruals	0	0	0
23-Interfund Payables	0	0	0
24-Unearned Revenues	0	0	0
25-Escheats and Facility Deposits	0	0	0
26-Long Term-Debt	0	0	0
27-LT Vacation Accruals	0	0	0
Total Liabilities	0	0	0
30-Fund Balance	804	(33,450)	27,768
Liabilities and Fund Balance	804	(33,450)	27,768

Health Insurance Fund Balance Sheet

Description	Current Balance	Prior Month Balance	Prior Year Balance
Assets			
10-Cash & Cash Equivalents	151,433	314,959	146,422
11-Investments	16	16	411
12-Receivables	1,799	1,351	3,099
13-Interfund Receivables	0	0	0
14-Inventory	0	0	0
15-Other Receivables	0	0	0
16-Prepaid/Deposits/Escrows	0	0	0
17-Other Assets	0	0	0
19-Capital Assets	0	0	0
Total Assets	153,248	316,326	149,932
Liabilities			
20-ST Payables	0	0	0
21-Payroll Payables	39	(93)	(1,958)
22-Accruals	0	0	0
23-Interfund Payables	0	0	0
24-Unearned Revenues	0	0	0
25-Escheats and Facility Deposits	0	0	0
26-Long Term-Debt	0	0	0
27-LT Vacation Accruals	0	0	0
Total Liabilities	39	(93)	(1,958)
30-Fund Balance	(153,287)	(316,233)	(147,974)
Liabilities and Fund Balance	(153,248)	(316,326)	(149,932)

Operating Statements for the Major and Internal Service Funds

Row Labels	Full Year Budget	Sum of CY Month	Sum of LY Month	Month Variance	% Month Variance	Sum of Curr YTD	Sum of LY YTD	YTD Variance	% YTD Variance
10-General									
4-Revenues									
41-Taxes	\$5,209,320	\$51,635	\$56,210	(\$4,576)	-8.14%	\$2,844,616	\$2,778,875	\$65,741	2.37%
42-Charges for Services	\$356,168	\$67,748	\$95,748	(\$28,000)	-29.24%	\$213,088	\$278,126	(\$65,037)	-23.38%
43-Debt Proceeds	\$0								
44-Rentals	\$51,505	\$430	\$530	(\$100)	-18.87%	\$48,469	\$44,659	\$3,810	8.53%
45-Product Sales	\$68,300	\$14,976	\$15,111	(\$134)	-0.89%	\$25,314	\$39,394	(\$14,079)	-35.74%
46-Grants & Donations	\$182,750	\$646	\$43,134	(\$42,489)	-98.50%	\$129,932	\$127,163	\$2,768	2.18%
47-Misc. Income	\$7,500	\$14,472	\$96	\$14,376	14975.11%	\$19,029	\$24,498	(\$5,469)	-22.32%
48-Interest Income	\$65,000	\$8,584	\$14,675	(\$6,091)	-41.51%	\$107,448	\$77,796	\$29,652	38.12%
49-Transfers In	\$0								
4-Revenues Total	\$5,940,543	\$158,490	\$225,504	(\$67,014)	-29.72%	\$3,387,896	\$3,370,510	\$17,386	0.52%
5-Expenses									
51-Salaries & Wages	(\$2,786,025)	(\$267,120)	(\$250,068)	(\$17,053)	-6.82%	(\$1,601,738)	(\$1,473,620)	(\$128,119)	-8.69%
52-Contractual Services	(\$1,562,936)	(\$34,130)	(\$66,285)	\$32,155	48.51%	(\$678,474)	(\$617,393)	(\$61,080)	-9.89%
53-Supplies	(\$545,607)	(\$46,044)	(\$37,286)	(\$8,758)	-23.49%	(\$230,583)	(\$214,269)	(\$16,314)	-7.61%
54-Other Charges	(\$249,642)	(\$6,459)	(\$7,852)	\$1,393	17.75%	(\$76,725)	(\$76,875)	\$150	0.20%
57-Capital	(\$382,000)	\$0	(\$10,500)	\$10,500	100.00%	(\$203,348)	(\$112,211)	(\$91,137)	-81.22%
59-Transfers Out	(\$900,000)	\$0	\$0	\$0	0.00%	(\$450,000)	(\$1,420,000)	\$970,000	68.31%
5-Expenses Total	(\$6,426,211)	(\$353,753)	(\$371,991)	\$18,238	4.90%	(\$3,240,867)	(\$3,914,368)	\$673,501	17.21%
10-General Total	(\$485,668)	(\$195,263)	(\$146,487)	(\$48,776)	-33.30%	\$147,029	(\$543,858)	\$690,887	127.03%
20-Recreation									
4-Revenues									
41-Taxes	\$5,155,473	\$51,102	\$55,610	(\$4,508)	-8.11%	\$2,815,258	\$2,749,170	\$66,088	2.40%
42-Charges for Services	\$6,753,174	\$1,007,193	\$894,491	\$112,702	12.60%	\$4,454,297	\$4,013,178	\$441,119	10.99%
44-Rentals	\$155,080	\$11,277	\$28,776	(\$17,498)	-60.81%	\$92,982	\$113,724	(\$20,742)	-18.24%
45-Product Sales	\$195,485	\$42,192	\$45,817	(\$3,624)	-7.91%	\$168,439	\$165,396	\$3,043	1.84%
46-Grants & Donations	\$15,500	\$104	\$0	\$104	0.00%	\$15,594	\$15,006	\$588	3.92%
47-Misc. Income	\$20,641	\$6,943	\$994	\$5,949	598.50%	\$28,102	\$33,103	(\$5,001)	-15.11%
48-Interest Income	\$75,000	\$14,270	\$10,331	\$3,939	38.13%	\$179,791	\$32,235	\$147,556	457.75%
49-Transfers In	\$90,000								
4-Revenues Total	\$12,460,352	\$1,133,081	\$1,036,017	\$97,064	9.37%	\$7,754,462	\$7,121,812	\$632,650	8.88%
5-Expenses									
51-Salaries & Wages	(\$5,334,740)	(\$748,028)	(\$643,158)	(\$104,869)	-16.31%	(\$3,316,234)	(\$2,957,112)	(\$359,122)	-12.14%
52-Contractual Services	(\$4,288,092)	(\$398,289)	(\$315,868)	(\$82,421)	-26.09%	(\$2,227,048)	(\$1,832,031)	(\$395,017)	-21.56%
53-Supplies	(\$1,569,537)	(\$116,953)	(\$146,397)	\$29,444	20.11%	(\$645,071)	(\$592,927)	(\$52,144)	-8.79%
54-Other Charges	(\$256,058)	(\$11,166)	(\$16,404)	\$5,239	31.93%	(\$159,552)	(\$116,217)	(\$43,335)	-37.29%
57-Capital	(\$31,500)	\$0	\$0	\$0	0.00%	\$0	(\$2,341)	\$2,341	99.99%
59-Transfers Out	(\$2,021,144)	\$0	\$0	\$0	0.00%	(\$1,010,572)	(\$2,109,500)	\$1,098,928	52.09%
5-Expenses Total	(\$13,501,071)	(\$1,274,435)	(\$1,121,828)	(\$152,607)	-13.60%	(\$7,358,478)	(\$7,610,128)	\$251,651	3.31%
20-Recreation Total	(\$1,040,719)	(\$141,354)	(\$85,811)	(\$55,543)	-64.73%	\$395,984	(\$488,316)	\$884,301	181.09%
22-Cosley Zoo									
4-Revenues									
41-Taxes	\$1,267,884	\$12,565	\$11,927	\$638	5.35%	\$692,226	\$589,638	\$102,588	17.40%
42-Charges for Services	\$654,248	\$110,088	\$85,232	\$24,856	29.16%	\$373,198	\$323,666	\$49,532	15.30%
44-Rentals	\$63,000	\$7,437	\$7,433	\$4	0.05%	\$43,978	\$41,806	\$2,172	5.19%
45-Product Sales	\$1,000	\$0	\$150	(\$150)	-100.00%	\$200	\$925	(\$725)	-78.38%
46-Grants & Donations	\$95,338	\$8,763	\$8,154	\$609	7.47%	\$57,311	\$50,423	\$6,888	13.66%
47-Misc. Income	\$0	\$0	\$0	\$0	0.00%	\$640	\$9,555	(\$8,914)	-93.30%
48-Interest Income	\$10,000	\$8,543	\$6,237	\$2,307	36.98%	\$38,540	\$35,642	\$2,899	8.13%
49-Transfers In	\$0								
4-Revenues Total	\$2,091,469	\$147,397	\$119,133	\$28,264	23.72%	\$1,206,093	\$1,051,654	\$154,439	14.69%
5-Expenses									
51-Salaries & Wages	(\$1,335,560)	(\$99,856)	(\$89,259)	(\$10,597)	-11.87%	(\$715,047)	(\$651,966)	(\$63,081)	-9.68%
52-Contractual Services	(\$468,422)	(\$14,180)	(\$11,253)	(\$2,927)	-26.01%	(\$212,851)	(\$166,634)	(\$46,217)	-27.74%
53-Supplies	(\$206,020)	(\$15,050)	(\$9,753)	(\$5,297)	-54.31%	(\$90,833)	(\$89,026)	(\$1,807)	-2.03%
54-Other Charges	(\$77,225)	(\$4,109)	(\$3,590)	(\$518)	-14.44%	(\$32,482)	(\$28,238)	(\$4,244)	-15.03%
57-Capital	\$0	\$0	\$0	\$0	0.00%	\$0	(\$615)	\$615	100.01%
59-Transfers Out	(\$100,000)	\$0	\$0	\$0	0.00%	(\$50,000)	(\$100,000)	\$50,000	50.00%

Operating Statements for the Major and Internal Service Funds

Row Labels	Full Year Budget	Sum of CY Month	Sum of LY Month	Month Variance	% Month Variance	Sum of Curr YTD	Sum of LY YTD	YTD Variance	% YTD Variance
5-Expenses Total	(\$2,187,227)	(\$133,195)	(\$113,856)	(\$19,339)	-16.99%	(\$1,101,213)	(\$1,036,479)	(\$64,734)	-6.25%
22-Cosley Zoo Total	(\$95,758)	\$14,202	\$5,277	\$8,925	169.13%	\$104,880	\$15,175	\$89,705	591.14%
30-Debt Service									
4-Revenues									
41-Taxes	\$2,748,460	\$0	\$0	\$0	0.00%	\$1,374,230	\$1,308,791	\$65,440	5.00%
43-Debt Proceeds	\$0								
46-Grants & Donations	\$0								
47-Misc. Income	\$0								
48-Interest Income	\$10,000	\$10,692	\$9,134	\$1,558	17.05%	\$30,333	\$27,110	\$3,223	11.89%
49-Transfers In	\$81,200	\$0	\$0	\$0	0.00%	\$81,200	\$90,950	(\$9,750)	-10.72%
4-Revenues Total	\$2,839,660	\$10,692	\$9,134	\$1,558	17.05%	\$1,485,763	\$1,426,850	\$58,913	4.13%
5-Expenses									
52-Contractual Services	(\$1,301,942)	\$0	\$0	\$0	0.00%	(\$107,900)	(\$126,050)	\$18,150	14.40%
54-Other Charges	\$0								
57-Capital	\$0								
59-Transfers Out	(\$1,590,548)	\$0	\$0	\$0	0.00%	\$0	\$0	\$0	0.00%
5-Expenses Total	(\$2,892,490)	\$0	\$0	\$0	0.00%	(\$107,900)	(\$126,050)	\$18,150	14.40%
30-Debt Service Total	(\$52,830)	\$10,692	\$9,134	\$1,558	17.05%	\$1,377,863	\$1,300,800	\$77,063	5.92%
40-Capital Projects									
4-Revenues									
41-Taxes	\$0								
42-Charges for Services	\$0								
43-Debt Proceeds	\$0								
44-Rentals	\$32,024	\$0	\$0	\$0	0.00%	\$32,024	\$32,024	\$0	0.00%
45-Product Sales	\$25,000	\$1,000	\$1,000	\$0	0.00%	\$25,500	\$20,300	\$5,200	25.62%
46-Grants & Donations	\$6,242,900	\$75,000	\$75,000	\$0	0.00%	\$84,000	\$84,000	\$0	0.00%
47-Misc. Income	\$2,500	\$0	\$0	\$0	0.00%	\$645	\$6,139	(\$5,493)	-89.48%
48-Interest Income	\$35,000	\$21,585	(\$12,183)	\$33,768	277.18%	\$235,135	\$29,381	\$205,754	700.30%
49-Transfers In	\$4,661,692	\$0	\$0	\$0	0.00%	\$1,535,572	\$3,654,500	(\$2,118,928)	-57.98%
4-Revenues Total	\$10,999,116	\$97,585	\$63,817	\$33,768	52.91%	\$1,912,876	\$3,826,343	(\$1,913,467)	-50.01%
5-Expenses									
51-Salaries & Wages	(\$205,409)	(\$13,861)	(\$14,272)	\$410	2.88%	(\$115,967)	(\$111,443)	(\$4,524)	-4.06%
52-Contractual Services	(\$301,905)	(\$2,803)	(\$4,615)	\$1,812	39.25%	(\$60,811)	(\$48,227)	(\$12,584)	-26.09%
53-Supplies	(\$289,550)	(\$7,190)	(\$15,714)	\$8,524	54.25%	(\$113,378)	(\$126,515)	\$13,138	10.38%
54-Other Charges	(\$14,550)	(\$83)	(\$332)	\$250	75.27%	(\$4,328)	(\$3,048)	(\$1,280)	-41.98%
57-Capital	(\$15,008,113)	(\$802,480)	(\$56,012)	(\$746,468)	-1332.69%	(\$2,908,412)	(\$709,512)	(\$2,198,899)	-309.92%
59-Transfers Out	(\$81,200)	\$0	\$0	\$0	0.00%	(\$81,200)	(\$90,950)	\$9,750	10.72%
5-Expenses Total	(\$15,900,728)	(\$826,417)	(\$90,945)	(\$735,472)	-808.70%	(\$3,284,095)	(\$1,089,696)	(\$2,194,399)	-201.38%
40-Capital Projects Total	(\$4,901,612)	(\$728,832)	(\$27,128)	(\$701,703)	-2586.64%	(\$1,371,219)	\$2,736,647	(\$4,107,867)	-150.11%
60-Golf Fund									
4-Revenues									
41-Taxes	\$0								
42-Charges for Services	\$2,945,500	\$424,825	\$428,346	(\$3,521)	-0.82%	\$2,027,782	\$1,917,334	\$110,448	5.76%
44-Rentals	\$620,750	\$100,750	\$111,159	(\$10,409)	-9.36%	\$352,453	\$358,901	(\$6,448)	-1.80%
45-Product Sales	\$6,567,000	\$647,981	\$591,350	\$56,631	9.58%	\$3,239,303	\$3,080,256	\$159,047	5.16%
46-Grants & Donations	\$0								
47-Misc. Income	\$42,500	\$1,186	\$13,669	(\$12,483)	-91.32%	\$12,345	\$31,635	(\$19,290)	-60.98%
48-Interest Income	\$30,000	\$8,771	\$3,116	\$5,655	181.48%	\$74,318	\$3,349	\$70,969	2119.11%
49-Transfers In	\$0								
4-Revenues Total	\$10,205,750	\$1,183,513	\$1,147,640	\$35,873	3.13%	\$5,706,201	\$5,391,475	\$314,726	5.84%
5-Expenses									
51-Salaries & Wages	(\$4,498,425)	(\$394,997)	(\$358,604)	(\$36,393)	-10.15%	(\$2,513,278)	(\$2,261,853)	(\$251,425)	-11.12%
52-Contractual Services	(\$2,138,802)	(\$160,097)	(\$122,228)	(\$37,869)	-30.98%	(\$1,044,163)	(\$912,220)	(\$131,943)	-14.46%
53-Supplies	(\$2,759,879)	(\$306,888)	(\$233,643)	(\$73,246)	-31.35%	(\$1,327,340)	(\$1,217,602)	(\$109,737)	-9.01%
54-Other Charges	(\$283,633)	(\$21,688)	(\$15,774)	(\$5,914)	-37.49%	(\$129,669)	(\$125,004)	(\$4,665)	-3.73%
57-Capital	(\$885,000)	(\$2,000)	(\$77,878)	\$75,878	97.43%	(\$43,899)	(\$120,335)	\$76,436	63.52%
59-Transfers Out	(\$50,000)	\$0	\$0	\$0	0.00%	(\$25,000)	(\$25,000)	\$0	0.00%
5-Expenses Total	(\$10,615,738)	(\$885,670)	(\$808,127)	(\$77,543)	-9.60%	(\$5,083,349)	(\$4,662,013)	(\$421,336)	-9.04%
60-Golf Fund Total	(\$409,988)	\$297,843	\$339,513	(\$41,670)	-12.27%	\$622,852	\$729,463	(\$106,610)	-14.61%

Operating Statements for the Major and Internal Service Funds

Row Labels	Full Year Budget	Sum of CY Month	Sum of LY Month	Month Variance	% Month Variance	Sum of Curr YTD	Sum of LY YTD	YTD Variance	% YTD Variance
70-Information Technology									
4-Revenues									
42-Charges for Services	\$585,781	\$0	\$0	\$0	0.00%	\$292,890	\$259,820	\$33,071	12.73%
43-Debt Proceeds	\$0								
47-Misc. Income	\$250	\$0	\$0	\$0	0.00%	\$49	\$79	(\$29)	-37.22%
48-Interest Income	\$0								
49-Transfers In	\$0								
4-Revenues Total	\$586,031	\$0	\$0	\$0	0.00%	\$292,940	\$259,898	\$33,041	12.71%
5-Expenses									
52-Contractual Services	(\$475,206)	(\$28,209)	(\$46,605)	\$18,396	39.47%	(\$281,595)	(\$267,669)	(\$13,926)	-5.20%
53-Supplies	(\$110,575)	(\$6,045)	(\$1,852)	(\$4,193)	-226.41%	(\$32,501)	(\$42,817)	\$10,316	24.09%
57-Capital	\$0	\$0	\$0	\$0	0.00%	\$0	\$0	\$0	0.00%
5-Expenses Total	(\$585,781)	(\$34,254)	(\$48,457)	\$14,203	29.31%	(\$314,096)	(\$310,486)	(\$3,610)	-1.16%
70-Information Technology Total	\$250	(\$34,254)	(\$48,457)	\$14,203	29.31%	(\$21,156)	(\$50,587)	\$29,431	58.18%
75-Health Insurance									
4-Revenues									
42-Charges for Services	\$1,925,292	\$0	\$0	\$0	0.00%	\$961,671	\$834,564	\$127,107	15.23%
47-Misc. Income	\$182,582	\$14,528	\$11,876	\$2,652	22.33%	\$108,838	\$88,305	\$20,533	23.25%
48-Interest Income	\$500	\$2	\$0	\$2	0.00%	\$30	\$0	\$30	0.00%
49-Transfers In	\$0								
4-Revenues Total	\$2,108,374	\$14,530	\$11,876	\$2,654	22.35%	\$1,070,539	\$922,870	\$147,670	16.00%
5-Expenses									
52-Contractual Services	(\$2,108,874)	(\$177,477)	(\$152,277)	(\$25,200)	-16.55%	(\$1,194,686)	(\$1,052,334)	(\$142,353)	-13.53%
5-Expenses Total	(\$2,108,874)	(\$177,477)	(\$152,277)	(\$25,200)	-16.55%	(\$1,194,686)	(\$1,052,334)	(\$142,353)	-13.53%
75-Health Insurance Total	(\$500)	(\$162,946)	(\$140,400)	(\$22,546)	-16.06%	(\$124,147)	(\$129,464)	\$5,317	4.11%
Grand Total	(\$6,986,824)	(\$939,913)	(\$94,359)	(\$845,553)	-896.10%	\$1,132,086	\$3,569,859	(\$2,437,773)	-68.29%

Major Operating Funds by Department

Row Labels	Full Year Budget	Sum of CY Month	Sum of LY Month	Month Variance	% Month Variance	Sum of Curr YTD	Sum of LY YTD	YTD Variance	% YTD Variance
41-Taxes	\$5,155,473	\$51,102	\$55,610	(\$4,508)	-8.11%	\$2,815,258	\$2,749,170	\$66,088	2.40%
42-Charges for Services	\$182,900	\$39,200	\$45,863	(\$6,663)	-14.53%	\$126,958	\$136,947	(\$9,989)	-7.29%
44-Rentals	\$21,680	\$350	\$13,360	(\$13,010)	-97.38%	\$2,201	\$17,021	(\$14,820)	-87.07%
45-Product Sales	\$54,585	\$0	(\$4,353)	\$4,353	99.99%	\$54,592	\$55,740	(\$1,148)	-2.06%
46-Grants & Donations	\$15,500	\$104	\$0	\$104	0.00%	\$15,594	\$15,006	\$588	3.92%
47-Misc. Income	\$3,641	\$1,418	\$994	\$424	42.66%	\$8,177	\$22,257	(\$14,080)	-63.26%
48-Interest Income	\$75,000	\$14,270	\$10,331	\$3,939	38.13%	\$179,791	\$32,235	\$147,556	457.75%
49-Transfers In	\$0								
4-Revenues Total	\$5,508,778	\$106,444	\$121,804	(\$15,360)	-12.61%	\$3,202,570	\$3,028,376	\$174,194	5.75%
5-Expenses									
51-Salaries & Wages	(\$1,507,606)	(\$105,448)	(\$104,612)	(\$835)	-0.80%	(\$849,785)	(\$823,455)	(\$26,330)	-3.20%
52-Contractual Services	(\$956,694)	(\$50,682)	(\$45,306)	(\$5,377)	-11.87%	(\$519,877)	(\$394,201)	(\$125,676)	-31.88%
53-Supplies	(\$181,411)	(\$599)	(\$15,259)	\$14,660	96.07%	(\$50,360)	(\$70,559)	\$20,199	28.63%
54-Other Charges	(\$123,472)	(\$1,362)	(\$3,154)	\$1,792	56.81%	(\$73,471)	(\$54,388)	(\$19,083)	-35.09%
57-Capital	\$0	\$0	\$0	\$0	0.00%	\$0	(\$1,081)	\$1,081	99.99%
59-Transfers Out	(\$2,021,144)	\$0	\$0	\$0	0.00%	(\$1,010,572)	(\$2,050,000)	\$1,039,428	50.70%
5-Expenses Total	(\$4,790,327)	(\$158,091)	(\$168,331)	\$10,239	6.08%	(\$2,504,064)	(\$3,393,684)	\$889,619	26.21%
000-Administration Total	\$718,451	(\$51,648)	(\$46,527)	(\$5,121)	-11.01%	\$698,506	(\$365,307)	\$1,063,813	291.21%
101-Parks Maintenance									
4-Revenues									
42-Charges for Services	\$0								
44-Rentals	\$10,000	\$3,057	\$2,645	\$412	15.58%	\$11,382	\$8,548	\$2,835	33.16%
45-Product Sales	\$0								
47-Misc. Income	\$0	\$5,525	\$0	\$5,525	0.00%	\$5,525	\$0	\$5,525	0.00%
4-Revenues Total	\$10,000	\$8,582	\$2,645	\$5,937	224.46%	\$16,907	\$8,548	\$8,360	97.79%
5-Expenses									
51-Salaries & Wages	(\$940,946)	(\$71,662)	(\$63,892)	(\$7,770)	-12.16%	(\$532,233)	(\$528,012)	(\$4,221)	-0.80%
52-Contractual Services	(\$347,088)	(\$15,974)	(\$17,294)	\$1,320	7.63%	(\$160,111)	(\$174,483)	\$14,372	8.24%
53-Supplies	(\$600,809)	(\$45,816)	(\$19,059)	(\$26,757)	-140.39%	(\$176,411)	(\$121,647)	(\$54,764)	-45.02%
57-Capital	(\$31,500)	\$0	\$0	\$0	0.00%	\$0	(\$36)	\$36	100.00%
5-Expenses Total	(\$1,920,343)	(\$133,452)	(\$100,245)	(\$33,207)	-33.13%	(\$868,756)	(\$824,178)	(\$44,577)	-5.41%
101-Parks Maintenance Total	(\$1,910,343)	(\$124,870)	(\$97,600)	(\$27,270)	-27.94%	(\$851,849)	(\$815,631)	(\$36,218)	-4.44%
220-Recreation Programs									
4-Revenues									
42-Charges for Services	\$4,413,274	\$587,223	\$478,548	\$108,676	22.71%	\$2,763,919	\$2,515,249	\$248,670	9.89%
44-Rentals	\$65,000	\$1,258	\$2,462	(\$1,204)	-48.92%	\$30,929	\$38,384	(\$7,455)	-19.42%
45-Product Sales	\$9,100	\$642	\$1,240	(\$598)	-48.21%	\$8,319	\$8,456	(\$137)	-1.62%
46-Grants & Donations	\$0								
47-Misc. Income	\$0								
4-Revenues Total	\$4,487,374	\$589,123	\$482,250	\$106,873	22.16%	\$2,803,166	\$2,562,089	\$241,077	9.41%
5-Expenses									
51-Salaries & Wages	(\$1,397,618)	(\$228,588)	(\$170,856)	(\$57,732)	-33.79%	(\$903,917)	(\$704,494)	(\$199,423)	-28.31%
52-Contractual Services	(\$1,971,946)	(\$196,635)	(\$149,924)	(\$46,711)	-31.16%	(\$1,048,520)	(\$814,081)	(\$234,439)	-28.80%
53-Supplies	(\$225,797)	(\$10,854)	(\$26,793)	\$15,939	59.49%	(\$90,197)	(\$104,318)	\$14,121	13.54%
54-Other Charges	(\$500)	\$0	\$0	\$0	0.00%	\$0	\$0	\$0	0.00%
57-Capital	\$0	\$0	\$0	\$0	0.00%	\$0	(\$288)	\$288	99.98%
5-Expenses Total	(\$3,595,861)	(\$436,077)	(\$347,573)	(\$88,504)	-25.46%	(\$2,042,634)	(\$1,623,181)	(\$419,453)	-25.84%
220-Recreation Programs Total	\$891,513	\$153,046	\$134,677	\$18,369	13.64%	\$760,532	\$938,908	(\$178,376)	-19.00%
221-Athletics									
4-Revenues									
42-Charges for Services	\$618,300	\$71,673	\$70,105	\$1,568	2.24%	\$384,718	\$328,399	\$56,319	17.15%
45-Product Sales	\$12,700	\$0	\$3,448	(\$3,448)	-100.01%	\$1,122	\$4,174	(\$3,052)	-73.12%
47-Misc. Income	\$0								
49-Transfers In	\$90,000								
4-Revenues Total	\$721,000	\$71,673	\$73,553	(\$1,880)	-2.56%	\$385,840	\$332,573	\$53,267	16.02%
5-Expenses									
51-Salaries & Wages	(\$67,078)	(\$7,160)	(\$9,602)	\$2,442	25.43%	(\$36,157)	(\$33,567)	(\$2,590)	-7.71%
52-Contractual Services	(\$186,697)	(\$9,833)	(\$20,642)	\$10,810	52.37%	(\$111,374)	(\$107,348)	(\$4,026)	-3.75%
53-Supplies	(\$343,570)	(\$31,030)	(\$62,283)	\$31,253	50.18%	(\$203,288)	(\$196,051)	(\$7,237)	-3.69%

Major Operating Funds by Department

Row Labels	Full Year Budget	Sum of CY Month	Sum of LY Month	Month Variance	% Month Variance	Sum of Curr YTD	Sum of LY YTD	YTD Variance	% YTD Variance
41-Taxes	\$1,267,884	\$12,565	\$11,927	\$638	5.35%	\$692,226	\$589,638	\$102,588	17.40%
42-Charges for Services	\$0								
44-Rentals	\$0								
45-Product Sales	\$0								
46-Grants & Donations	\$0								
47-Misc. Income	\$0	\$0	\$0	\$0	0.00%	\$0	\$8,879	(\$8,879)	-100.00%
48-Interest Income	\$10,000	\$8,543	\$6,237	\$2,307	36.98%	\$38,540	\$35,642	\$2,899	8.13%
49-Transfers In	\$0								
4-Revenues Total	\$1,277,884	\$21,108	\$18,164	\$2,945	16.21%	\$730,766	\$634,159	\$96,607	15.23%
5-Expenses									
51-Salaries & Wages	(\$78,538)	(\$5,892)	(\$5,548)	(\$344)	-6.20%	(\$44,679)	(\$42,188)	(\$2,491)	-5.90%
52-Contractual Services	(\$52,313)	(\$546)	(\$996)	\$451	45.25%	(\$16,624)	(\$8,263)	(\$8,361)	-101.19%
53-Supplies	\$0								
54-Other Charges	(\$103)	(\$55)	\$0	(\$55)	0.00%	(\$55)	(\$54)	(\$1)	-1.85%
57-Capital	\$0								
59-Transfers Out	\$0	\$0	\$0	\$0	0.00%	\$0	(\$50,000)	\$50,000	100.00%
5-Expenses Total	(\$130,954)	(\$6,493)	(\$6,544)	\$51	0.79%	(\$61,358)	(\$100,505)	\$39,146	38.95%
000-Administration Total	\$1,146,930	\$14,615	\$11,619	\$2,996	25.79%	\$669,408	\$533,654	\$135,753	25.44%
101-Parks Maintenance									
4-Revenues									
47-Misc. Income	\$0								
4-Revenues Total	\$0								
5-Expenses									
51-Salaries & Wages	(\$62,969)	(\$4,944)	(\$4,590)	(\$354)	-7.71%	(\$37,518)	(\$38,137)	\$618	1.62%
52-Contractual Services	(\$8,698)	\$0	\$0	\$0	0.00%	(\$4,349)	(\$3,943)	(\$406)	-10.30%
53-Supplies	\$0								
57-Capital	\$0								
5-Expenses Total	(\$71,667)	(\$4,944)	(\$4,590)	(\$354)	-7.71%	(\$41,867)	(\$42,080)	\$212	0.50%
101-Parks Maintenance Total	(\$71,667)	(\$4,944)	(\$4,590)	(\$354)	-7.71%	(\$41,867)	(\$42,080)	\$212	0.50%
220-Recreation Programs									
4-Revenues									
42-Charges for Services	\$204,248	\$45,720	\$27,753	\$17,967	64.74%	\$127,412	\$100,554	\$26,858	26.71%
45-Product Sales	\$1,000	\$0	\$150	(\$150)	-100.00%	\$200	\$915	(\$715)	-78.14%
46-Grants & Donations	\$738	\$0	\$0	\$0	0.00%	\$15	\$75	(\$60)	-80.00%
4-Revenues Total	\$205,985	\$45,720	\$27,903	\$17,817	63.85%	\$127,627	\$101,544	\$26,083	25.69%
5-Expenses									
51-Salaries & Wages	\$0								
52-Contractual Services	(\$2,550)	\$0	\$0	\$0	0.00%	\$0	\$0	\$0	0.00%
53-Supplies	(\$19,121)	(\$971)	(\$296)	(\$675)	-228.00%	(\$13,955)	(\$4,072)	(\$9,882)	-242.69%
57-Capital	\$0								
5-Expenses Total	(\$21,671)	(\$971)	(\$296)	(\$675)	-228.00%	(\$13,955)	(\$4,072)	(\$9,882)	-242.69%
220-Recreation Programs Total	\$184,314	\$44,749	\$27,607	\$17,142	62.09%	\$113,672	\$97,471	\$16,201	16.62%
350-Special Facilities									
5-Expenses									
51-Salaries & Wages	(\$97,863)	(\$2,548)	(\$6,157)	\$3,609	58.61%	(\$47,435)	(\$47,054)	(\$381)	-0.81%
52-Contractual Services	(\$10,028)	\$0	\$0	\$0	0.00%	(\$5,014)	(\$4,593)	(\$421)	-9.18%
53-Supplies	\$0								
54-Other Charges	(\$16,000)	(\$371)	(\$461)	\$90	19.52%	(\$5,765)	(\$6,563)	\$798	12.16%
57-Capital	\$0								
5-Expenses Total	(\$123,891)	(\$2,919)	(\$6,618)	\$3,699	55.89%	(\$58,214)	(\$58,210)	(\$4)	-0.01%
350-Special Facilities Total	(\$123,891)	(\$2,919)	(\$6,618)	\$3,699	55.89%	(\$58,214)	(\$58,210)	(\$4)	-0.01%
501-Cosley Zoo Operations									
4-Revenues									
42-Charges for Services	\$450,000	\$64,369	\$57,479	\$6,890	11.99%	\$245,786	\$223,112	\$22,674	10.16%
44-Rentals	\$63,000	\$7,437	\$7,433	\$4	0.05%	\$43,978	\$41,806	\$2,172	5.19%
45-Product Sales	\$0	\$0	\$0	\$0	0.00%	\$0	\$10	(\$10)	-100.00%
46-Grants & Donations	\$94,600	\$8,763	\$8,154	\$609	7.47%	\$57,296	\$50,348	\$6,948	13.80%
47-Misc. Income	\$0	\$0	\$0	\$0	0.00%	\$640	\$676	(\$35)	-5.24%
4-Revenues Total	\$607,600	\$80,569	\$73,066	\$7,503	10.27%	\$347,700	\$315,951	\$31,749	10.05%

Major Operating Funds by Department

Row Labels	Full Year Budget	Sum of CY Month	Sum of LY Month	Month Variance	% Month Variance	Sum of Curr YTD	Sum of LY YTD	YTD Variance	% YTD Variance
5-Expenses									
51-Salaries & Wages	(\$1,096,189)	(\$86,472)	(\$72,965)	(\$13,507)	-18.51%	(\$585,415)	(\$524,587)	(\$60,828)	-11.60%
52-Contractual Services	(\$394,834)	(\$13,634)	(\$10,257)	(\$3,377)	-32.93%	(\$186,864)	(\$149,835)	(\$37,028)	-24.71%
53-Supplies	(\$186,899)	(\$14,080)	(\$9,457)	(\$4,622)	-48.88%	(\$76,878)	(\$84,954)	\$8,076	9.51%
54-Other Charges	(\$61,122)	(\$3,682)	(\$3,129)	(\$553)	-17.69%	(\$26,662)	(\$21,621)	(\$5,041)	-23.32%
57-Capital	\$0	\$0	\$0	\$0	0.00%	\$0	(\$615)	\$615	100.01%
59-Transfers Out	(\$100,000)	\$0	\$0	\$0	0.00%	(\$50,000)	(\$50,000)	\$0	0.00%
5-Expenses Total	(\$1,839,043)	(\$117,868)	(\$95,808)	(\$22,061)	-23.03%	(\$925,819)	(\$831,613)	(\$94,207)	-11.33%
501-Cosley Zoo Operations Total	(\$1,231,443)	(\$37,299)	(\$22,741)	(\$14,558)	-64.02%	(\$578,119)	(\$515,661)	(\$62,458)	-12.11%
22-Cosley Zoo Total	(\$95,758)	\$14,202	\$5,277	\$8,925	169.13%	\$104,880	\$15,175	\$89,705	591.14%
60-Golf Fund									
000-Administration									
4-Revenues									
41-Taxes	\$0								
42-Charges for Services	\$0	\$0	\$0	\$0	0.00%	\$0	\$4,500	(\$4,500)	-100.00%
46-Grants & Donations	\$0								
47-Misc. Income	\$3,500	\$322	\$9,795	(\$9,473)	-96.71%	\$6,988	\$16,337	(\$9,349)	-57.23%
48-Interest Income	\$30,000	\$8,771	\$3,116	\$5,655	181.48%	\$74,318	\$3,349	\$70,969	2119.11%
49-Transfers In	\$0								
4-Revenues Total	\$33,500	\$9,093	\$12,911	(\$3,818)	-29.57%	\$81,306	\$24,186	\$57,120	236.17%
5-Expenses									
51-Salaries & Wages	(\$578,526)	(\$40,807)	(\$34,460)	(\$6,346)	-18.42%	(\$312,590)	(\$262,185)	(\$50,405)	-19.23%
52-Contractual Services	(\$675,139)	(\$40,474)	(\$40,536)	\$62	0.15%	(\$323,306)	(\$243,989)	(\$79,317)	-32.51%
53-Supplies	(\$130,195)	(\$9,531)	(\$4,106)	(\$5,426)	-132.14%	(\$44,980)	(\$35,343)	(\$9,637)	-27.27%
54-Other Charges	(\$146,633)	(\$8,265)	(\$9,536)	\$1,272	13.34%	(\$70,358)	(\$61,074)	(\$9,285)	-15.20%
57-Capital	(\$545,000)	(\$2,000)	(\$77,878)	\$75,878	97.43%	(\$43,899)	(\$89,353)	\$45,454	50.87%
59-Transfers Out	(\$50,000)	\$0	\$0	\$0	0.00%	(\$25,000)	(\$25,000)	\$0	0.00%
5-Expenses Total	(\$2,125,493)	(\$101,077)	(\$166,517)	\$65,440	39.30%	(\$820,133)	(\$716,943)	(\$103,190)	-14.39%
000-Administration Total	(\$2,091,993)	(\$91,984)	(\$153,606)	\$61,622	40.12%	(\$738,827)	(\$692,757)	(\$46,070)	-6.65%
101-Parks Maintenance									
5-Expenses									
51-Salaries & Wages	(\$24,889)	(\$2,011)	(\$1,817)	(\$194)	-10.69%	(\$15,044)	(\$15,508)	\$465	3.00%
52-Contractual Services	(\$7,785)	(\$153)	(\$138)	(\$15)	-10.57%	(\$3,974)	(\$3,817)	(\$157)	-4.12%
53-Supplies	(\$10,000)	(\$3,390)	(\$5,364)	\$1,974	36.80%	(\$10,083)	(\$9,667)	(\$416)	-4.31%
54-Other Charges	\$0								
57-Capital	\$0								
5-Expenses Total	(\$42,674)	(\$5,554)	(\$7,319)	\$1,765	24.12%	(\$29,100)	(\$28,992)	(\$109)	-0.38%
350-Special Facilities Total	\$0								
601-Golf Maintenance									
4-Revenues									
46-Grants & Donations	\$0								
47-Misc. Income	\$0	\$0	\$2,396	(\$2,396)	-100.00%	\$0	\$2,396	(\$2,396)	-100.00%
4-Revenues Total	\$0	\$0	\$2,396	(\$2,396)	-100.00%	\$0	\$2,396	(\$2,396)	-100.00%
5-Expenses									
51-Salaries & Wages	(\$715,750)	(\$63,750)	(\$61,596)	(\$2,154)	-3.50%	(\$413,936)	(\$357,765)	(\$56,172)	-15.70%
52-Contractual Services	(\$198,842)	(\$4,877)	(\$9,124)	\$4,247	46.55%	(\$101,147)	(\$92,891)	(\$8,257)	-8.89%
53-Supplies	(\$432,767)	(\$64,422)	(\$33,605)	(\$30,817)	-91.70%	(\$273,923)	(\$255,058)	(\$18,865)	-7.40%
54-Other Charges	(\$18,000)	\$0	(\$2,690)	\$2,690	100.00%	(\$6,800)	(\$11,884)	\$5,084	42.78%
57-Capital	(\$165,000)	\$0	\$0	\$0	0.00%	\$0	(\$108)	\$108	99.98%
5-Expenses Total	(\$1,530,359)	(\$133,049)	(\$107,015)	(\$26,035)	-24.33%	(\$795,807)	(\$717,706)	(\$78,101)	-10.88%
601-Golf Maintenance Total	(\$1,530,359)	(\$133,049)	(\$104,619)	(\$28,430)	-27.18%	(\$795,807)	(\$715,310)	(\$80,497)	-11.25%
611-Pro Shop/Golf Fees									
4-Revenues									
42-Charges for Services	\$2,610,500	\$364,614	\$384,745	(\$20,131)	-5.23%	\$1,758,843	\$1,681,416	\$77,427	4.60%
44-Rentals	\$617,750	\$100,750	\$111,127	(\$10,377)	-9.34%	\$351,858	\$356,978	(\$5,120)	-1.43%
45-Product Sales	\$180,000	\$26,200	\$31,315	(\$5,115)	-16.34%	\$112,248	\$109,023	\$3,225	2.96%
46-Grants & Donations	\$0								
47-Misc. Income	\$0	\$37	\$38	(\$1)	-2.61%	\$104	\$95	\$9	9.84%
4-Revenues Total	\$3,408,250	\$491,601	\$527,225	(\$35,624)	-6.76%	\$2,223,053	\$2,147,512	\$75,541	3.52%

Major Operating Funds by Department

Row Labels	Full Year Budget	Sum of CY Month	Sum of LY Month	Month Variance	% Month Variance	Sum of Curr YTD	Sum of LY YTD	YTD Variance	% YTD Variance
5-Expenses									
51-Salaries & Wages	(\$529,341)	(\$64,065)	(\$59,093)	(\$4,972)	-8.41%	(\$350,699)	(\$295,984)	(\$54,715)	-18.49%
52-Contractual Services	(\$279,734)	(\$35,061)	(\$21,524)	(\$13,537)	-62.89%	(\$152,780)	(\$125,230)	(\$27,550)	-22.00%
53-Supplies	(\$176,008)	(\$21,249)	(\$11,443)	(\$9,807)	-85.70%	(\$88,282)	(\$83,802)	(\$4,479)	-5.35%
54-Other Charges	(\$30,000)	(\$1,495)	(\$1,575)	\$80	5.08%	(\$8,309)	(\$9,454)	\$1,145	12.12%
57-Capital	(\$90,000)	\$0	\$0	\$0	0.00%	\$0	(\$250)	\$250	99.95%
5-Expenses Total	(\$1,105,083)	(\$121,871)	(\$93,635)	(\$28,237)	-30.16%	(\$600,069)	(\$514,720)	(\$85,349)	-16.58%
611-Pro Shop/Golf Fees Total	\$2,303,167	\$369,730	\$433,590	(\$63,860)	-14.73%	\$1,622,984	\$1,632,792	(\$9,808)	-0.60%
612-Food and Beverage									
4-Revenues									
42-Charges for Services	\$315,000	\$60,211	\$43,601	\$16,609	38.09%	\$261,380	\$227,246	\$34,134	15.02%
44-Rentals	\$3,000	\$0	\$32	(\$32)	-100.00%	\$594	\$1,923	(\$1,329)	-69.10%
45-Product Sales	\$6,387,000	\$621,781	\$560,035	\$61,747	11.03%	\$3,127,055	\$2,971,232	\$155,823	5.24%
46-Grants & Donations	\$0	\$0	\$0	\$0		\$0	\$0	\$0	
47-Misc. Income	\$39,000	\$827	\$1,440	(\$613)	-42.59%	\$5,253	\$12,808	(\$7,554)	-58.98%
4-Revenues Total	\$6,744,000	\$682,819	\$605,108	\$77,711	12.84%	\$3,394,283	\$3,213,209	\$181,074	5.64%
5-Expenses									
51-Salaries & Wages	(\$2,644,919)	(\$224,363)	(\$201,637)	(\$22,726)	-11.27%	(\$1,420,113)	(\$1,329,865)	(\$90,248)	-6.79%
52-Contractual Services	(\$976,619)	(\$79,514)	(\$50,890)	(\$28,624)	-56.25%	(\$462,762)	(\$446,131)	(\$16,631)	-3.73%
53-Supplies	(\$2,005,908)	(\$208,295)	(\$179,125)	(\$29,170)	-16.28%	(\$910,072)	(\$833,733)	(\$76,340)	-9.16%
54-Other Charges	(\$89,000)	(\$11,929)	(\$1,973)	(\$9,956)	-504.60%	(\$44,202)	(\$42,592)	(\$1,610)	-3.78%
57-Capital	(\$85,000)	\$0	\$0	\$0	0.00%	\$0	(\$30,624)	\$30,624	100.00%
59-Transfers Out	\$0	\$0	\$0	\$0		\$0	\$0	\$0	
5-Expenses Total	(\$5,801,446)	(\$524,101)	(\$433,625)	(\$90,476)	-20.87%	(\$2,837,149)	(\$2,682,944)	(\$154,205)	-5.75%
612-Food and Beverage Total	\$942,554	\$158,718	\$171,483	(\$12,765)	-7.44%	\$557,134	\$530,265	\$26,869	5.07%
613-Cross Country Skiing									
4-Revenues									
42-Charges for Services	\$20,000	\$0	\$0	\$0	0.00%	\$7,559	\$4,172	\$3,387	81.18%
45-Product Sales	\$0	\$0	\$0	\$0		\$0	\$0	\$0	
4-Revenues Total	\$20,000	\$0	\$0	\$0	0.00%	\$7,559	\$4,172	\$3,387	81.18%
5-Expenses									
51-Salaries & Wages	(\$5,000)	\$0	\$0	\$0	0.00%	(\$896)	(\$546)	(\$350)	-64.10%
52-Contractual Services	(\$683)	(\$18)	(\$17)	(\$2)	-8.88%	(\$193)	(\$162)	(\$32)	-19.55%
53-Supplies	(\$5,000)	\$0	\$0	\$0		\$0	\$0	\$0	
57-Capital	\$0	\$0	\$0	\$0		\$0	\$0	\$0	
5-Expenses Total	(\$10,683)	(\$18)	(\$17)	(\$2)	-8.88%	(\$1,089)	(\$708)	(\$382)	-53.91%
613-Cross Country Skiing Total	\$9,318	(\$18)	(\$17)	(\$2)	-8.88%	\$6,470	\$3,464	\$3,005	86.76%
60-Golf Fund Total	(\$409,988)	\$297,843	\$339,513	(\$41,670)	-12.27%	\$622,852	\$729,463	(\$106,610)	-14.61%
Grand Total	(\$2,032,133)	(\$24,572)	\$112,492	(\$137,064)	-121.84%	\$1,270,746	(\$287,536)	\$1,558,282	541.94%

Parks Plus Fitness

PPF	Full Year Budget	Sum of		Month Variance	% Month Variance	Sum of Curr YTD	Sum of LY YTD	YTD Variance	% YTD Variance	
		CY Month	Sum of LY Month							
4-Revenues										
42-Charges for Services	\$549,500	\$41,144	\$36,508	\$4,637	12.70%	\$261,802	\$229,473	\$32,329	14.09%	
44-Rentals	\$2,000	\$9	\$26	(\$18)	-67.31%	\$61	\$206	(\$145)	-70.60%	
45-Product Sales	\$500									
47-Misc. Income	\$500									
4-Revenues Total	\$552,500	\$41,153	\$36,534	\$4,619	12.64%	\$261,862	\$229,679	\$32,183	14.01%	
5-Expenses										
51-Salaries & Wages	(\$404,003)	(\$27,379)	(\$28,098)	\$718	2.56%	(\$220,404)	(\$221,485)	\$1,081	0.49%	
52-Contractual Services	(\$59,455)	(\$1,405)	(\$462)	(\$942)	-203.90%	(\$23,748)	(\$14,596)	(\$9,152)	-62.70%	
53-Supplies	(\$58,644)	(\$1,517)	(\$770)	(\$747)	-97.05%	(\$29,180)	(\$13,382)	(\$15,798)	-118.05%	
54-Other Charges	(\$5,000)	(\$24)	(\$150)	\$126	84.23%	(\$3,432)	(\$2,717)	(\$715)	-26.30%	
57-Capital	\$0	\$0	\$0	\$0	0.00%	\$0	(\$180)	\$180	99.99%	
5-Expenses Total	(\$527,101)	(\$30,324)	(\$29,480)	(\$845)	-2.86%	(\$276,764)	(\$252,360)	(\$24,404)	-9.67%	
Grand Total	\$25,399	\$10,829	\$7,054	\$3,775	53.51%	(\$14,901)	(\$22,681)	\$7,780	34.30%	

Central Athletic Center

CAC	Full Year Budget	Sum of CY Month	Sum of LY Month	Month Variance	% Month Variance	Sum of Curr YTD	Sum of LY YTD	YTD Variance	% YTD Variance
4-Revenues									
42-Charges for Services	\$77,105	\$21,566	\$17,371	\$4,195	24.15%	\$57,723	\$55,364	\$2,359	4.26%
44-Rentals	\$65,000	\$1,258	\$2,462	(\$1,204)	-48.92%	\$30,929	\$38,384	(\$7,455)	-19.42%
45-Product Sales	\$100	\$27	\$0	\$27	0.00%	\$153	\$101	\$52	51.24%
4-Revenues Total	\$142,205	\$22,850	\$19,833	\$3,017	15.21%	\$88,804	\$93,849	(\$5,045)	-5.38%
5-Expenses									
51-Salaries & Wages	(\$74,956)	(\$9,374)	(\$7,607)	(\$1,767)	-23.23%	(\$42,452)	(\$34,488)	(\$7,964)	-23.09%
52-Contractual Services	(\$147,203)	(\$12,804)	(\$9,366)	(\$3,438)	-36.71%	(\$69,300)	(\$58,251)	(\$11,049)	-18.97%
53-Supplies	(\$38,080)	(\$507)	(\$4,969)	\$4,462	89.79%	(\$10,672)	(\$10,439)	(\$233)	-2.23%
54-Other Charges	(\$500)	\$0	\$0	\$0	0.00%	\$0	\$0	\$0	0.00%
57-Capital	\$0								
5-Expenses Total	(\$260,739)	(\$22,685)	(\$21,942)	(\$743)	-3.39%	(\$122,424)	(\$103,179)	(\$19,245)	-18.65%
Grand Total	(\$118,534)	\$165	(\$2,109)	\$2,274	107.83%	(\$33,620)	(\$9,330)	(\$24,290)	-260.34%

Special Events

Special Events	Full Year Budget	Sum of CY Month	Sum of LY Month	Month Variance	% Month Variance	Sum of Curr YTD	Sum of LY YTD	YTD Variance	% YTD Variance
1900-Special Events-Miscellaneous									
4-Revenues	\$3,000	\$0	\$4,750	(\$4,750)	-100.00%	\$3,000	\$7,750	(\$4,750)	-61.29%
5-Expenses	(\$17,500)	(\$1,154)	\$1,104	(\$2,257)	-204.45%	(\$3,903)	(\$383)	(\$3,520)	-918.97%
1900-Special Events-Miscellaneous Total	(\$14,500)	(\$1,154)	\$5,854	(\$7,007)	-119.70%	(\$903)	\$7,367	(\$8,270)	-112.25%
1902-4th of July									
4-Revenues	\$43,500	\$8,040	\$37,140	(\$29,100)	-78.35%	\$48,290	\$39,140	\$9,150	23.38%
5-Expenses	(\$57,581)	\$2,767	(\$10,674)	\$13,441	125.92%	(\$36,790)	(\$45,365)	\$8,575	18.90%
1902-4th of July Total	(\$14,081)	\$10,807	\$26,466	(\$15,659)	-59.17%	\$11,500	(\$6,225)	\$17,725	284.74%
1903-Ale Fest									
4-Revenues	\$74,000	\$0	\$500	(\$500)	-100.00%	\$0	\$3,500	(\$3,500)	-100.00%
5-Expenses	(\$82,300)	\$0	(\$4,768)	\$4,768	99.99%	\$0	(\$9,135)	\$9,135	100.00%
1903-Ale Fest Total	(\$8,300)	\$0	(\$4,268)	\$4,268	99.99%	\$0	(\$5,635)	\$5,635	100.00%
1904-Memorial Park Events									
4-Revenues	\$500	\$0	\$0	\$0	0.00%	\$0	\$500	(\$500)	-100.00%
5-Expenses	(\$5,961)	(\$444)	(\$1,290)	\$846	65.62%	(\$2,499)	(\$3,630)	\$1,130	31.14%
1904-Memorial Park Events Total	(\$5,461)	(\$444)	(\$1,290)	\$846	65.62%	(\$2,499)	(\$3,130)	\$630	20.14%
1905-Cream of Wheaton									
4-Revenues	\$181,500	\$38,750	\$41,420	(\$2,670)	-6.45%	\$172,450	\$184,979	(\$12,530)	-6.77%
5-Expenses	(\$168,150)	(\$26,788)	(\$10,627)	(\$16,161)	-152.08%	(\$131,230)	(\$95,156)	(\$36,074)	-37.91%
1905-Cream of Wheaton Total	\$13,350	\$11,962	\$30,793	(\$18,831)	-61.15%	\$41,220	\$89,823	(\$48,603)	-54.11%
1906-Summer Concerts									
4-Revenues	\$149,000	\$38,305	\$50,726	(\$12,420)	-24.49%	\$83,099	\$159,193	(\$76,094)	-47.80%
5-Expenses	(\$243,700)	(\$31,827)	(\$34,231)	\$2,405	7.03%	(\$77,960)	(\$85,508)	\$7,548	8.83%
1906-Summer Concerts Total	(\$94,700)	\$6,479	\$16,494	(\$10,015)	-60.72%	\$5,139	\$73,685	(\$68,547)	-93.03%
1907-Shakespeare Event									
4-Revenues	\$10,000	\$0	\$0	\$0	0.00%	\$4,273	\$15,000	(\$10,727)	-71.51%
5-Expenses	(\$25,450)	\$0	(\$1,177)	\$1,177	100.01%	(\$700)	(\$1,277)	\$577	45.19%
1907-Shakespeare Event Total	(\$15,450)	\$0	(\$1,177)	\$1,177	100.01%	\$3,573	\$13,723	(\$10,150)	-73.96%
1908-Fun Run Event									
4-Revenues	\$49,000	\$14,400	\$0	\$14,400	0.00%	\$41,823	\$34,132	\$7,691	22.53%
5-Expenses	(\$52,669)	\$0	(\$200)	\$200	100.00%	(\$15,458)	(\$19,716)	\$4,257	21.59%
1908-Fun Run Event Total	(\$3,669)	\$14,400	(\$200)	\$14,600	7300.00%	\$26,365	\$14,416	\$11,948	82.88%
1910-Light the Torch Run									
4-Revenues	\$22,500	\$0	\$1,340	(\$1,340)	-100.00%	\$0	\$10,388	(\$10,388)	-100.00%
5-Expenses	(\$47,700)	\$0	\$0	\$0	0.00%	\$0	(\$773)	\$773	99.94%
1910-Light the Torch Run Total	(\$25,200)	\$0	\$1,340	(\$1,340)	-100.00%	\$0	\$9,616	(\$9,616)	-100.00%
1925-Reindeer Run									
4-Revenues	\$53,000	\$1,205	\$105	\$1,100	1047.62%	\$9,560	\$11,518	(\$1,958)	-17.00%
5-Expenses	(\$27,500)	\$40	\$0	\$40	0.00%	(\$166)	(\$779)	\$613	78.66%
1925-Reindeer Run Total	\$25,500	\$1,245	\$105	\$1,140	1085.71%	\$9,394	\$10,739	(\$1,345)	-12.52%
Grand Total	(\$142,511)	\$43,295	\$74,116	(\$30,822)	-41.59%	\$93,787	\$204,378	(\$110,591)	-54.11%

TO: Mike Benard, Executive Director
FROM: Dan Novak, Director of Arrowhead Operations
 Kim Prazak, Assistant Director of Arrowhead Operations
DATE: August 21, 2024
RE: Arrowhead July Board Report

Arrowhead Golf Club

	2024	2023	2022	2021	2020	5 Yr. Avg.
July Paid Rounds	9,741	9,403	9,311	8,664	9,094	8,917
Year to Date Rounds	43,434	41,038	35,850	39,360	27,687	35,265

- High temperatures for July averaged slightly below the historical average. Precipitation for the month was nearly 2" above the historical average.
- The facility was out of power July 15th. Power wasn't restored until the evening, so banquet & restaurant remained closed for the entire day. The Pro Shop was able to remain open, so we were able to still have golf available.
- Arrowhead hosted seven large golf outings in July. Two of which occupied all 27 holes. Alta Equipment was a first time outing for us and we exceeded every expectation of theirs. They brought in 10 different construction related vehicles ranging from full sized excavators to two-seater utility vehicles. They've already committed to returning in 2025. This outing grossed \$12,500 for Golf & \$36,500 for Food & Beverage.
- Arrowhead hosted eight smaller group events of at least 30 players each that included some sort of on-course coordination and/or food & beverage arrangement.
- The adult and junior group lesson programs concluded for the season in which a vast majority of the offered sessions were all sold-out.
- Managers have started to do reviews for part-time employees who will be leaving for school soon.
- Wheaton North & South golf teams are finalizing their schedules for matches and practices as those seasons begin early August.
- Building maintenance projects included: Worked diligently with ComEd to restore power after multiple severe thunderstorms left us without power on the 15th, painting and general maintenance throughout the facility, received quotes and plans for an updated A/V system for both the banquets space and outside the Pro Shop.
- Our area saw multiple severe weather systems push through early/mid-July with multiple tornado touchdowns. The golf course didn't see any major damage from the storms other than debris clean up and bunker washouts that needed to be attended to. The ground crew was prompt with maintenance needs after the storms. Grounds maintenance projects included: cleaning up storm damage and bunker washouts after the storms we had earlier in the month; filling divots throughout the course as time permits; starting reviews and exit process for summer seasonal staff; a new fountain was installed in the #9 South pond.

Arrowhead Food and Beverage

- The food and beverage team had another strong month grossing over \$555,000 in revenue compared to \$480,000 in July of 2023.
- The banquets team held 47 events.
 - 6 were weddings, with 4 held holding their ceremony on-site
 - 12 golf outings
 - 3 events hosted in the restaurant dining room with a personalized menu
 - Below are two notes the banquet team received from recent guests:

“We had a WONDERFUL day yesterday out at Arrowhead. I, for one, was concerned with potential rain, but it all worked out. Our golfers had a terrific time, as did our volunteers.

Many golfers remarked at what great shape the course was in, and I would add that the golf staff was terrific. Whether it was Dave and his colleague making sure our golfers headed to the right hole, the ladies in the drink ‘hut’ and golf carts, or Jack running the golf clinic, they were all helpful, and ensuring we had a good time.

Aimee, the banquet room staff was fabulous as always, led by Sergio. Helpful, attentive, happy to please. Enjoy the photo – what a great group. And the change in food menu was met with big thumbs up from everyone.”

&

“Shadee and I wanted to thank you so much for EVERYTHING with our wedding! We had the most amazing day and are so thankful to all of your hard work and help in planning our special day seamlessly!! All of our guests loved the venue and had such a great time! We wish you both all the best :).”

- Arrowhead Restaurant welcomed 7,014 guests.
- The chef special featured in the restaurant was Grilled Pineapple Salad with raved reviews and sales.
- We continued to have our monthly live music in the restaurant. The performance was the JillOwen Duo, who performed at Arrowhead for the second time.
- Staff hosting the second cooking class of the summer. This class was the highest attended class since we brought back the cooking classes last summer. There were 59 attendees, which made for a nearly full house.
- Two small golf outings held their after parties in the bar. The Dunmore Ryder Cup event and Stephen Yock’s 9-hole charity golf outing. Afterwards, Stephen Yock sent the following message:

“Just wanted to say thank you again for your hospitality last night. We greatly appreciate being able to enjoy the after party in the bar area! Looking forward to seeing you again when we visit Arrowhead with the family!”

TO: Michael Benard, Executive Director
FROM: Adam Lewandowski, Director of Athletic Programs & Facilities
RE: Athletic Programs & Facilities Board Report



DATE: August 21, 2024

• **Marian Park – Volunteering**

- The Athletic Department, along with some members of the Marketing Department, hosted a Sports Day at Marian Park which involved leading various activities including basketball, soccer, and football for over 40 community members.
- The Athletic Department also volunteered at the IPRA Senior Games Softball and Track & Field events.



• **Fall In-House Soccer**

- The 2024 Fall season began at the beginning of August. There are currently 1,127 registered for the fall season bringing in \$106,873 in registration fees. The Fall 2023 season ended with 1,232 participants bringing in \$107,040 in registration fees.

• **Soccer Shots**

- Soccer Shots Summer classes are in full swing. The numbers for 2024 are 204 total registrants, which will bring in \$27,270.00 in registration fees.

• **Wheaton United Soccer Club**

- The 2006 Academy Girls team finished in 2nd place in the entire nation at the USYS National Championships losing a close 5-4 championship game in 2OT.
- Wheaton United began their Fall season at the beginning of August. The 2024/2025 season will feature 53 teams with approximately 650 players in the program. These numbers are up from the 2023/2024 season where the program had 45 teams and 540 players.



- **Rams Football**

- Rams Tackle Football season kicked off at the beginning of August. For the Fall 2024 season, there are currently 355 participants signed up bringing in \$148,400 in registration fees. Last season there were 320 participants bringing in \$131,320.48 in registration fees. This is an increase of 35 participants for the program!
- Rams Flag Football season began at the beginning of August. For the Fall 2024 season, there are currently 349 participants signed up bringing in \$58,888 in registration fees. Last season there were 288 participants, bringing in \$44,565 in registration fees. This is an increase of 61 participants for the program!

- **Rams Cheerleading**

- Rams Cheerleading season is in full swing with practices at the Central Athletic Complex. There are a total of 198 participants for the 2024 season. Last year there were 189 participants registered. This is an increase of 9 participants!

- **Baseball/Softball**

- Fall Baseball/Softball began at the beginning of August. There are currently 213 participants signed up for the season.
- The Warriors Travel Baseball and Wildcats Travel Softball wrapped up their tryouts for forming their 2025 teams. The Warriors Travel Baseball program will have 13 total teams, while the Wildcats Travel Softball program will have 7 total teams. For the 2024 season there was a combined 18 travel baseball/softball teams.

- **Pickleball**

- The second session of Summer pickleball leagues started in mid-July. Over the span of the 6 leagues there are 125 participants signed up for the 6-week league session.

- **Spring Lacrosse**

- Lacrosse participated in the 4th of July Parade and had over 100 participants and families attend the parade.



- **Franklin Volleyball Camp as of 7/25/2024**

	2023	2024	% Change
3rd-5th Grade	38	39	2.63%
6th-8th Grade	30	67	123.33%
Total	68	106	55.88%

- **Edison Volleyball Camp as of 7/25/2024**

	2023	2024	% Change
5th-6th Grade	76	93	22.36%
7th Grade	50	67	34%
8th Grade	46	18	-60.86%
Total	172	178	3.48%

- **Camp Sports and Sorts as of 7/25/2024**

	2023	2024	% Change
Full Day	454	612	34.80%
AM Camp	138	159	15.22%
PM Camp	158	124	-21.52%
Before Care	81	152	87.65%
After Care	84	103	22.62%
Total	915	1150	25.68%

- **Nerf Camp as of 7/25/2024**

	2023	2024	% Change
Nerf	300	360	20%

- **Feeder Basketball Tryouts as of 7/25/2024**

	2023	2024
3rd Vipers	45	27
4th Vipers	38	40
5th Vipers	37	54
6th Vipers	42	34
4th Thunder	0	15
5th Thunder	11	13
6th Thunder	16	13
7th WN Boys	27	17
8th WN Boys	16	31
7th WWS Boys	20	17
8th WWS Boys	13	14
7th WN Girls	11	11
8th WN Girls	2	5
7th WWS Girls	6	8
8th WWS Girls	6	9
Total	290	308

- **Central Athletic Complex**

- The Central Athletic Complex is currently hosting Camp Sports & Sorts, Nerf Camp, various athletic camps, basketball practices and rentals, cheerleading practices, Jiu-Jitsu programming, and numerous batting cage and birthday party rentals.

Usage Hours for June			
Categories	2023	2024	Change %
Paying Renters	153.00	48.50	-68.3%
Complimentary	0.00	0.00	0.0%
WPD Programs	241.00	716.51	197.3%
WPD training	0.00	0.00	0.0%
TOTAL	394.00	765.01	94.2%
YTD Total Usage Hours			
Categories	2023	2024	Change %
Paying Renters	1,002.50	720.25	-28.2%
Complimentary	0.00	0.00	100.0%
WPD Programs	2,260.00	3,917.88	73.4%
WPD training	0.00	0.00	0.0%
TOTAL	3,262.50	4,638.13	42.2%
Total Rental Revenue			
Month	2023	2024	Change %
January	\$5,755.00	\$1,782.75	-223%
February	\$3,642.25	\$4,196.19	13%
March	\$8,063.00	\$9,823.89	18%
April	\$9,778.50	\$11,457.67	15%
May	\$9,120.50	\$12,358.78	26%
June	\$7,870.69	\$1,230.00	-540%
TOTAL	\$44,229.94	\$40,849.28	-8%

- **Parks Plus Fitness**

PPF Membership Numbers												
Month	Aug 2023	Sept 2023	Oct 2023	Nov 2023	Dec 2023	Jan 2024	Feb 2024	Mar 2024	Apr 2024	May 2024	June 2024	July 2024
Monthly EFT	365	352	357	343	357	414	431	458	468	486	513	514
Student	12	17	16	19	51	d/c - 5 left	d/c - 1	d/c	d/c	41	64	58
3-Month	39	23	16	14	13	d/c - 9 left	d/c - 3	d/c	d/c	d/c	d/c	d/c
Annual (No Flex or M/M)	433	425	425	410	408	447	472	516	506	526	530	480
Medicare/M edicaid	571	589	601	613	625	661	696	742	774	804	825	834
Personal Training w/ Membership	79	76	75	77	91	97	83	87	79	79	87	75
Recovery Room	X	X	X	X	X	24	37	73	67	66	69	70
Group Fitness	85	87	84	79	74	89	98	112	108	126	120	113
Kidz Kingdom	28	28	29	31	32	32	34	26	27	24	23	24
TOTAL	1,751	1,736	1,735	1,719	1,675	1,746	1,855	2,014	2,029	2,152	2,231	2,168

*Numbers ran on 7/29/2024

- The total amount of paying members PPF currently holds at 2,168. 21 members are currently suspended.
- The total number of visits currently sits at 6,891 this month – Up 965 visits from last month.
- Net membership profits from this month totaled \$15,636.
- Total net profits from this month amount to **\$22,040** (This includes June insurance-based memberships).

\$16 From ClassPass

\$188.50 From ASHF (Active/Siver & Fit)

\$1,724.00 from Healthy Contributions (Renew Active)

\$4,475.50 from Tivity (Silver Sneakers)

\$6,404 Total

- **Marketing/Promotion**

- PPF is currently running an Olympic inspired promotion where members are asked to gain 6 miles of cardio over the course of July to win PPF swag and be entered into a 3-month membership extension drawing – currently have 54 members participating.
- PPF attended the 4th of July parade to help promote and spread awareness of the facility.

- **Programing/Operations**

- Locker rooms have reopened with a lot of positive feedback about the new overall designs and amenities.

- **Aquatics** – numbers ran on 8/1/24
 - Pool Passes
 - Sales
 - ❖ 2024 YTD Total: 8,206 passes / \$556,198
 - ❖ 2023 Year End: 8,252 passes/ \$532,869
 - Visits
 - ❖ Rice Pool & Water Park
 - 2024 – 35,841 patrons
 - 2023 – 35,218 patrons
 - ❖ Northside Family Aquatic Center
 - 2024 – 17,226 patrons
 - 2023 – 14,419 patrons
 - Daily Admissions
 - ❖ Rice Pool & Water Park
 - 2024 – 18,205 patrons / \$180,438.25
 - 2023 – 17,501 patrons / \$159,344.62
 - ❖ Northside Family Aquatic Center
 - 2024 – 3,533 patrons / \$32,301
 - 2023 – 3,444 patrons / \$27,365
 - Both Northside Family Aquatic Center and Rice Pool & Water Park had their facilities audited by Ellis & Associates on July 18, with both facilities receiving a final score of Exceeds!
 - In-house summer camps have continued to utilize both pools, with all campers greatly appreciating and enjoying the swimming time provided by the aquatics team.

Marketing, Events & Development Board Report

West Suburban Living Best of the West

WSL has their readers vote on the best venues, events, etc., and we received several top votes for: Arrowhead - #3 Best Public Golf Course | Sensory Garden Playground - #3 Best Playground | Cream of Wheaton - #2 Best Festival

Arrowhead Restaurant, Golf Course and Events

Restaurant Specials, Live Music and Golf continue to be the focus. Staff has begun to work on holiday party promotions.

Cosley Zoo

The August 17 celebration event is being promoted via email, social, signage and through Macaronikid.com. Since our partnership with macaronikid.com, the zoo has seen a large increase in website traffic as a result of the zoo digital ads and articles in their e-newsletters and website.

DuPage County Historical Museum

Eblasts included HOPTober Fest and July news and programming. #ThrowbackThursday posts continue along with promotion for exhibits and programs.

Parks Plus Fitness

64 students signed up as part of our student sale promo. Marketing also includes an eblast about the locker rooms opening. 53 members participated in the Olympic Competition and 5 participated in the Stretch Lab promotion.

Top Social Media Posts for July (Facebook)

- Movie night in the park thank you | July 19 | Reach 6,048 | 6,048 Impressions
- July SES concert thanks | July 24 | Reach 4,745 | 4,745 Impressions

Top Social Media Posts for July (Instagram)

- Recreation Movie Night in the Park | July 11 | Reach 1,567 | Impressions 1,638
- Vicki Beyer Parks and Rec Feature | July 6 | Reach 983 | Impressions 1,024
- Sensory Play Day promo | July 16 | Reach 753 | Impressions 837

Email Marketing

E-Blast/Subject	Date	Click to Open Rate	Results
Fall Program Guide	July 16	10.8%	781 recipients clicked
August Programming Newsletter	July 19	7.5%	14 program registrations
August Events Newsletter	July 29	5.1%	19 program registrations
Cosley Anniversary Event	July 23	2.2%	2 Cosley stories received from subscribers

Past Events

Summer Entertainment Series | July 19, 20, 21, August 2 & 3

The Summer Entertainment Series continued in July with three concerts. Burning Red: A Tribute to Taylor Swift performed on Friday, July 19 to a sold-out crowd. Tickets for this concert went on sale in April and sold out in two weeks with 1750 tickets sold. Additional staff was brought in to manage the crowds and attendees had a great time singing all their favorite Taylor Swift songs.

Fool House – The Ultimate 90s Dance Party with Fueled by Emo performed on Saturday, July 20. 800 tickets were sold for this performance. Sunday, July 21 was a free concert with a performance by the DuPage Symphony Orchestra and had over 1200 concertgoers.

Memorial Park was rockin' on Friday, August 2 with a performance by Rocks Off: A Tribute to the Rolling Stones with Second Hand News. 1246 tickets were sold for this concert and all concessions tips for this night benefitted the Milton Township Food Pantry. Saturday, August 3 featured a unique performance by The Red Roses who presented *An Evening of Radiohead* with 613 tickets sold for this concert.

Upcoming Events

Summer Entertainment Series | August 16, 17, 19, 25, September 13, 14

The Summer Entertainment Series concerts will continue on August 16 as we welcome back Rod Tuffcurls and The Bench Press to Memorial Park. August 17 will feature a BONUS JOVI experience and JUMP: America's Van Halen Experience and August 19 is the next free concert, with a performance by Project Nostalgia. August 25 is a unique benefit concert for the International Rett Syndrome Foundation, in Memory of Cameron Babiarz. To date, more than 6400 tickets have been sold.

Shakespeare in the Park | August 29 – 31

Shakespeare in the Park will perform a production of *As You Like It*. This free event is open to the public and all concessions proceeds will benefit the DuPage County Historical Museum.

Development

Cosley Foundation

Past Event

Mike Williams Cosley Classic | August 5

The event was a success despite the hot weather. We had 152 golfers participate and raised \$7,265 in gimmicks and raffles at the event. A total of \$23,950 in sponsorship was secured.

Upcoming Event

Cosley Zoo Gala | September 7

As of August 7, we have received \$103,000 in sponsorship for the gala. 36 people have RSVP'd that they will be attending; we expect our RSVP count to increase throughout the month of August. Staff and committee are finalizing logistics, signage and program.

Membership

During July, we had we had 64 new memberships and 87 renewals.

DuPage County Historical Museum Foundation

HOPtober Fest | September 28

As of August 7, we have 98 registrants for HOPtober Fest. The DuPage Foundation History Fund of DuPage has signed on as our Presenting Sponsor, increasing our sponsorship revenue to \$14,000.

Geoffrey Baer Event | November 7

The Museum will host WTTW's Geoffrey Baer for a presentation in the museum auditorium. Baer will present about DuPage County architecture, local history, and more. Light appetizers will be served. Tickets went on sale in late July; nine people have purchased tickets as of August 7.

Play For All Playground & Garden Foundation

Summer Play Day - Last one August 17

The final Summer Play Day will incorporate an art theme. Lincoln Marsh, Wheaton Public Library, WDSRA and Bloom Psychology Services will be on-site.

Fall/Winter Newsletter

Content for the next newsletter is in the works. The goal would be to mail in early October.

TO: Mike Benard, Executive Director
FROM: Rob Sperl, Director of Parks & Planning
DATE: August 8, 2024
SUBJECT: Board Report, July

Administration/Overall Department

- Park Permitting – fifty-one reservations were held in July and thirty-six future rentals were reserved.
- Commemorative Program – One new commemorative tree was sold.
- Applicants for our open part-time assistant planner position were interviewed and one was hired.
- Trainings were coordinated for awareness of the Americans with Disability Act (ADA). Staff from all departments participated.
- The Capital Budget for FY2025 was compiled and reviewed with the finance department.

Purchases between \$10,000 - \$20,000

- None

Planning

- Staff evaluated proposals for Hawthorne Junction playground equipment and provided a recommendation to the Board.
- Staff requested quotes to replace the carpeting at Toohey pre-school.
- Staff requested quotes to replace the siding on the picnic shelter & restroom building at Briar Patch Park. Work on the tennis courts and pickleball courts is substantially complete.
- Staff have developed a plan to replace the Taylor Barn at Cosley with a structure better suited to the use of that area. Plans have also been made available to contractors for renovations to the restrooms.
- Plans to replace the asphalt in the loading dock area of the Arrowhead clubhouse have been made available to contractors.
- Windows replacement at Rathje was completed.
- Work is set to begin on the Northside basketball and pickleball courts.

Parks & Buildings Operations

Electrical

- Electrical set up at Graf Park for the Fourth of July event was completed.
- All electrical outlets in the Graf shelter were replaced with ground fault units and grounding wires added as needed.
- The Rotary Park fountain was not functioning, staff found a bad GFI to be the problem for the shutdown. The GFI was replaced, and the function restored.

- Trench work and conduit installation were completed at the Memorial Doughboy monument to prepare for new lighting installation.
- Work to the infrastructure of EV chargers at the Community Center was completed. 2- CAT6e cables were run from the building out to the chargers. A 3-inch pole was installed to mount an enclosure for the access point equipment at the chargers along with power to run the antenna. This required trenching from the electrical ground vault to the new pole. Cameras were also mounted to the pole to help monitor EV use and security.
- Eleven parking lot light bulbs were replaced at the Community Center pool. The last storm must have created a power surge that knocked out the bulbs. It was also discovered that mice had chewed through the wires in another pole which were repaired.
- AED units were installed at Graf Park shelter and the Zamboni garage at the Central Athletic Complex. This included mounting the AED cabinet, key box, running conduit for electrical supply.
- A light on the Central Pickle ball courts was replaced with the use of the spider lift.

HVAC

- Community Center chiller went down on July 5th. Staff found cicadas blocking the water flow. The chiller tower was drained and cleaned, the pot strainer was removed and cleaned.
- The compressor fan in one of the Blanchard house A/C units went down and was replaced.

Plumbing

- Installation of an ADA drinking fountain at the Northside Aquatic Center was completed. This entailed removing the old fountain, breaking out about 10ft. of concrete block wall to expose the PVC drain line so it could be relocated. An electrical junction box had to be relocated to allow for the drain line to be pitched correctly. Staff then needed to find and bring an electrical line to the new fountain, lay new concrete block, and paint the wall.
- Finished the Toohey Park storm sewer pipe replacement from the parking lot to the pond. Restoration of the landscaping was also done, as well as repairs to an old pipe vault on the south side of the property. This vault had a collapsing concrete lifting ring which was replaced with a cast frame and cover.
- Two stop valves for the PSC washing machine were replaced because of worn out valve seats. These valves were set into the block wall so one block needed to be removed to gain access to the copper plumbing pipes. The valves and block were replaced.
- A new drinking fountain with a jug filler was installed in the PSC garage area. This work included raising the existing block wall one row to

accommodate the jug filler, and a new watertight electrical box was also added to meet current electrical code.

- The drinking fountain at the CAC was pried off the wall and needed to be remounted securely to the wall.
- The recirculation pump on the Hurley Gardens water feature burned out and had to be replaced.

Other

- The Air Walker exercise equipment station was replaced at the Northside playground due to a crack in the existing equipment.

Projects and Special Events

- July 3rd and 4th special events. Set up fireworks at Graf Park and parade route on the 4th of July. Park District float won “Most Patriotic” were all completed.
- Installed Briar Patch Fitness equipment including concrete curbs and paving.
- Built and installed a new kiosk for Lincoln Marsh.
- Signs and banners for summer concerts and special events were completed.
- Set up, staffing and take down for our Summer Concert Series in July.

Horticulture, Turf & Natural Resources

- Staff began making drainage improvements to the parks in the Scottsdale neighborhood. These parks function as storm water detention during heavy rain events. In recent years silt has built up in front of the drains, trapping water onto park property. Staff excavated these areas, regraded the soil, and are in the process of adding seed and blanket. Wheaton Public Works was notified before work began.
- Briar Patch Park received some extra attention in preparation of the opening of the new fitness equipment, pickleball, and tennis courts. Staff fine graded the construction areas, added soil/seed, and installed seed blanket. Additionally, trees were pruned, tree rings mulched, weeds sprayed, and the dugouts on the ballfields were renovated.
- Preparations for the 2024 Veggiefest at Danada South Park are underway. Some trees needed to be pruned to give access to some of their equipment. Additionally, staff trimmed back the shrubs in the Sensory Garden area, sprayed weeds, mulched tree rings, made walking path improvements, and the maintenance garage was cleared out to give the organizers needed storage space during the festivities.
- A connection path between Toohey and Orchard Park was created this past month. The two parks have always shared a property line but have remained separated by some overgrown trees and shrubs. Staff cleared the

overgrowth, ground the remaining stumps, and will add soil and seed. The connection trail will give patrons easier access to and from these parks, plus it is wide enough for mowing equipment to pass through, saving time.

- A concerted effort has been put into improving turfgrass quality throughout the park district, especially on athletic fields and high-profile areas. Many of the park's areas were aerated, overseeded, fertilized, and treated for weeds. These efforts will continue into the fall when it is the optimal time to plant grass seed.
- Once again, it's time to lay out soccer, football and lacrosse for the upcoming fall season. This means measuring out the fields to the specified sizes, adding the goals and stripping each field.
- The synthetic turf field at Graf was groomed before and after the 4th of July festivities. Grooming involves removing unwanted debris and redistributing the infill for better playability.
- Water wagons are out in full force this month. One is watering and caring for the annuals throughout the district and the second is watering commemorative trees, and recently planted trees from the last 2 years.

Conservation

- Lots of summer tree work including pruning and removals. Several storms moved through the area in July and caused some severe damage at several parks including Gables where we lost one of our biggest Hackberry trees in Wheaton. LM workorders and regular maintenance.

Fleet Mechanics

- On our last auction we sold our 2006 B&B deck over skid steer trailer. This trailer was purchased on July 26, 2006, for \$5,233.00. We put 18 years of hard work and use into the machine, and it sold on Obenauf auction service for \$4,100.00. We use a municipal auction site and the results in the past have been very good with equipment sometimes being sold close to the original purchase price, unlike a trade in where in most cases the dealer needs to make a profit or repairs, so they offer lower than selling price. The buyers know that municipal equipment is well looked over and maintained by mechanics on a regular service schedule, instead of private use equipment, which is usually only repaired when totally necessary, we have all seen for example landscape trucks and trailers on the road beat up with lights out, our equipment stays in safe and working condition and that is worth it to the auction buyers. I did reach out to Advantage trailers and for \$129.99 each they can inspect and give us a trade in quote on future retired trailers. The replacement for this trailer, a 2023 PJ deck over skid

steer trailer cost \$9,428.83 and it has modern features like LED lights and spring assisted ramps.

- Parks Dept. forklift's rear steering ram started leaking at both ends, we had a quote from the local forklift dealer for a remanufactured part for \$1200 and their estimated labor of 8 hours at \$175 an hour. The mechanics had the original ram rebuilt for \$503.90 and swapped at 3 hours labor.
- The new Vermeer mini skid steer has been delivered and is prepped for use.
- The mini skid steer trailer is currently getting full service with ramps rebuilt, wheel bearings repacked, and brakes adjusted.
- The parks truck lifts had the annual inspection and passed with no issues.
- Various trucks have had brake jobs performed this month.
- All state safety inspections on trucks were completed.



TO: Mike Benard, Executive Director
FROM: Vicki Beyer, Director of Recreation
Jamie Martinson, Superintendent of Recreation
RE: Recreation Department Board Report
DATE: August 21, 2024

Recreation Department- General

- Recreation Department budgets for the 2025-2027 budget cycle are complete.
- Staff is working on their 2024 significant accomplishments and 2025 personal goals.
- Staff are preparing content for the annual fall part-time staff in-service.

Preschool & Camps- Kelly Nielsen

- Campers are enjoying a fun July! Highlights included field trips to the Kane County Cougars game, Enchanted Castle, and visits from Gary the Magic Guy, the Lincoln Marsh, Kona Ice, and an ice cream truck!
- We celebrated Camp Kindness Day on July 17. All camps decorated rocks with uplifting messages and stickers and spread them around their campsites and neighborhoods for the public to find.



Mary Lubko Center- Megann Panek

- Extended trip preview event was hosted on July 16. Trips for 2025 include Costa Rica, Australia & New Zealand, Italy, California, and Switzerland.
- Downsizing by Design hosted “Clear Your House, Clear Your Mind” as part of the MLC’s focus on mental health this summer. This program took place on Thursday, July 18 and there were 10 patrons in attendance.
- The Mary Lubko Center Manager volunteered at the IPRA Senior Games on 7/17 for softball and 7/18 for track and field. The Senior Game offers 20 different sports for both individuals and teams. There were almost 600 participants in the 42nd year of the event. Wheaton Park District employees Dana Mitchell and Lyn Havelka as well as interns Lizzy Lewinski and Andrew Derwent also volunteered for the games.
- July Day Trips
 - Chicago Multicultural Tour- July 11 with 31 patrons
 - Jazzin’ at the Shed- July 17 with 46 patrons



Lincoln Marsh/Green Team- Terra Johnson, Deb Ditchman

- Lincoln Marsh staff presented 64 outdoor education programs to 877 participants in July.
- Lincoln Marsh joined the Illinois Park and Recreation Association community awareness campaign to “Unplug Illinois.” Over 40 people attended the inaugural free “Plug into Nature” event hosted at the Prairie Patch Play Area.
- Several outreach programs were requested and presented to various daycare/camps in DuPage County.

Cultural Arts & Varied Interest- Chad Shingler

- Summer youth dance classes are up 10% from session 1 and 36% from session 2, with over 80 registered.
- Plans and preparations are underway for the Children’s Playhouse fall performance of Moana Jr. with auditions taking place in August.

DuPage County Historical Museum- Michelle Podkowa

- Planning for the new permanent exhibit is underway with Taylor Studios.
- Staff met with WDCB Radio to discuss the Presidential Encounters exhibit- the conversation will be on the radio and WDCB website soon.
- Summer camps were successful with over 80 participants throughout various weeks.
- Planning is underway for the new Hoptober Fest as well as the Geoffrey Baer event.

Customer Service, Gracie Aviles & Lyn Havelka

- Added/removed F.T. & IMRF benefits as requested per H.R.
- Merged/deleted RecTrac Households as needed and requested by staff.
- Revised & corrected newly created HH accounts to match our Resident & Non-resident status.
- Edited and ordered room request forms
- Printed 190 Cosley Golf bag tags for the *Mike Williams Cosley Zoo Classic*
- Trained Lizzy (intern) on front desk – RecTrac basics
- Sent participant surveys for summer programs
- Volunteered at IRPA Senior Games in Elk Grove Village
- Scheduled Front Desk CPR/AED training for September

Registration & Software - Rick Napier

- Added all Fall Brochure programs to WebTrac on 7/16/24 for the public to view ahead of the opening day of Fall registration (7/30/24)
- Waitlist accommodations – Registrants were transferred from a waitlist to class rosters. Email confirmation receipts as well as courtesy calls were placed.
- Wide Horizon's 2024/25 – The first of nine invoices due on 8/1 have been processed and sent.
- Worked with VSI and AIE to resolve access control barcode scanning issues with locker rooms and PPF Recovery Room doors
- Updated Museum Membership pricing in POS as per Museum Manager
- Ran Enrollment reports for Marketing Department to determine if Programming e-mails and social media posts resulted in direct registrations within 24 hours

July Leisureship Program Update

- 61 families have been assisted in current fiscal year.
- 46 families had been assisted in previous fiscal year.
- 32.61% increase in families requesting assistance in 2024 vs. 2023.

July Refund Summary

- 1252 refunds processed.
- 970 refunds were processed in the same month previous fiscal year.
- 29.07% increase in refunds processed.
 - Total refunds: \$150,496.85 vs \$108,817.42 in 2023 (38.30% increase in fees refunded)
 - Check refunds: \$2444.12
 - Household credits: \$65,206.67
 - Credit cards: \$82,846.06
 - Administrative/service fees: \$2003.54

Activity Registration Summary for July

- Total registrations: 4572
- Fees processed: \$499,709.49
- Web registration: 3684
- Web percent: 80.58%
- Walk-in registration: 888
- Walk-in percent: 19.42%
- Resident registration: 3940
- Non-Resident registration: 632

The First 24 hours of Fall Registration 2024 vs. 2023 Comparison Summary

2024		2023	
Total registration	1503	Total registration	1267
Fees processed	\$103,352.25	Fees processed	\$89,378
Web registration	1456	Web registration	1166
Web percent	96.87%	Web percent	92.03%
Walk-in registration	47	Walk-in registration	101
Walk-in percent	3.13%	Walk-in percent	7.97%

- Total registration – 18.63% increase in 2024
- Fees processed – 15.63% increase in 2024
- Web registration – 24.87% increase in 2024

Cosley Zoo Board Report
July 2024

Fundraising/Revenue Activities

Admissions:

- A total of 19,781 people visited the zoo in July (75,407 year-to-date) compared to 16,174 (68,199 year-to-date) during the same timeframe in 2023. Of the July visitors, 61% attended free of charge due to age, residency, reciprocity, or membership. Financial data is below:

Month	2024 Revenue	2022 Avg./Day	2023 Revenue	2022 Avg./Day
January	\$ 2,184	\$ 72.79	\$ 3,847	\$ 128.23
February	\$ 12,521	\$ 431.76	\$ 8,797	\$ 314.18
March	\$ 26,958	\$ 869.61	\$ 12,938	\$ 417.36
April	\$ 36,100	\$ 1,203.35	\$ 32,238	\$ 1,074.57
May	\$ 54,823	\$ 1,768.48	\$ 54,546	\$ 1,759.55
June	\$ 48,711	\$ 1,623.68	\$ 51,546	\$ 1,718.20
July	\$ 63,000	\$ 2,032.26	\$ 58,241	\$ 1,878.74
Total	\$244,297	\$ 1,146.93	\$222,153	\$ 1,042.97

General Revenue/Fundraising:

- The zoo received July operational donations of \$8,604. This brings 2024 year-to-date operational donations to \$56,048.
- Since mid-April, public duck and chicken feeding opportunities have earned a total of \$17,039, \$5,124 of it in July.
- The Coyote Café has earned gross revenue of \$33,312, compared to \$32,983 during the same timeframe in 2023.
- The Wild Side gift shop has earned year-to-date gross revenue of \$95,462 compared to \$97,610 in 2023.
- This past month, the zoo learned they were the recipient of a Nicor Gas Environmental Stewardship Grant. This grant will support the operational expenses of the Junior Zookeeper program and the purchase of two Samsung tablets to be used by the JZs for scientific collection of animal behavioral data. Observing the animals and being familiar with their behaviors allows zoo staff to gain valuable information about each individual animal. This information helps staff keep the animals healthy, safe, and enriched.
- A second grant valued at \$15,000 was awarded to the zoo from Clarke to help the zoo in its efforts to protect the environment through programs and citizen science such as FrogWatch, the Great Backyard Bird Count, and Plastic Free Ecochallenge. Like the previous grant, this grant will support zoo operations.
- A zoo supporter has committed to providing approximately \$6,000 for the purchase of some elements to include in the nature play area.

Significant Activities/Accomplishments

Education Programs and Activities:

- On July 19, the Cosley Zoo Junior Zookeepers (JZs) hosted 22 Lincoln Park Zoo teens. The JZs facilitated educational themed carts and animal encounters demonstrating what they do as a part of our program. The two groups had lunch together and then created enrichment for some of the zoo's animals.
- The zoo hosted an afterhours rental on July 25 for Central DuPage Hospital's NICU Reunion. This was the hospital's first time resuming this event since the pandemic. More than 1150 people were in attendance.
- Education and animal care staff beta tested a new Armadillo Adventure program in which guests will have a private encounter with the zoo's nine-banded armadillo. The 30-minute program will be available to the public in August with a fee of \$30/person.
- 56 teens applied for 2024/2025 program year.
- Junior Zookeepers began celebrating the end of their program year with an overnight at the zoo in which JZs received various awards while they enjoyed their evening adventure.
- A total of 56 teens have applied for the new JZ program year, which will begin in August with interviews.
- Program data for July and year-to-date is below:

Total Programs - July

Type of Program	2024 Programs	2024 Participants	2023 Programs	2023 Participants
Outreach	24	673	33	791
Guest Engagement	158	7939	241	9904
Camps	4	60	3	41
Teen Programs	6	36	7	40
School programs	17	458	17	305
Scout programs	0	0	0	0
Individual/Family programs	4	82	4	74
Special Events	1	333	2	136
Rentals	13	1720	13	610
Total	227	11301	320	11901

Virtual VS. On-Site – July

	Number of Programs	Number of Participants
On-site In-person	186	8901
Off-site In-person	24	673
Virtual	4	7
Total	214	9581

(On-site includes JZs, Bookworms, Family Enrichment Workshop, School; Virtual includes JZs, Pre-recorded ZTY, Volunteer Open House)

Total Programs – Year-to-Date

Type of Program	2024 Programs	2024 Participants	2023 Programs	2023 Participants
Outreach	119	3457	104	3485
Guest Engagement	543	22962	820	28396
Camps	6	92	5	71
Teen Programs	53	311	69	423
School programs	162	4145	133	3342
Scout programs	34	470	12	199
Individual/Family programs	28	506	27	524
Special Events	9	1312	10	1519
Rentals	56	3764	60	2880
Total	1010	37019	1240	40839

General Activities:

- The popular Uncorked at Cosley Zoo wine tasting made its annual return on July 11. While the event is typically held in September, the date was changed to accommodate the gala, which will take place on September 7. 333 guests joined staff for an evening of wine, food, music, and animal visits.
- Zoo Director Wahlgren spoke at a meeting of the Wheaton AM Rotary, sharing anecdotes from her 40 years at the zoo.
- During the third week of July the zoo celebrated National Zookeeper Week. This hard working, passionate and dedicated team was celebrated with a banner by the zoo entrance, social media posts, a picnic, and small treats and gifts.
- Staff was joined by three foundation board members and eight JZs to represent the zoo in the annual July 4th parade.
- Working with recruiter Uptrend, the position description for the Zoo Director was finalized and posted.
- 2,516 Christmas trees along with wreaths and greens were ordered for the 2024 holiday season.
- To maintain certification as a sensory-friendly venue by Kulture City, all zoo staff completed required annual training.
- Cosley Zoo once again sponsored and participated in the month-long Plastic Free Ecochallenge, which is hosted by Columbus Zoo. Out of 144 teams, Cosley Zoo's team of 21 completed enough activities to place them 53rd. Among their actions, the Cosley Zoo Team saved 52 disposable cups, 35lbs. of paper, 101 plastic bottles, and 48 straws from ending up in the landfill.
- Six year veteran part-time zookeeper Erin Stephens has tendered her resignation to accept a full-time assistant lead zookeeper position at Lincoln Park Zoo. Erins position will be filled by former temporary zookeeper, Sarah Kemp. Sarah holds a bachelor's degree in animal science from the University of Illinois in Champagne-Urbana and has previous experience working with dairy cattle and nutrition research.