



Wheaton Park District

PUBLIC NOTICE

Wheaton Park District Board of Commissioners

Regular Meeting

Wednesday September 15, 2021 5:00 p.m.

**City of Wheaton Council Chambers 303 W. Wesley Street
Wheaton, Illinois**

September 10, 2021

Public notice is hereby given that the Board of Park Commissioners of the Wheaton Park District, DuPage County, Illinois (the “Park Board”) will hold a meeting at 5 pm on Wednesday September 15, 2021.

The meeting will take place at Wheaton City Hall, 303 W. Wesley, Wheaton, IL. Please contact Michael J. Benard, Board Secretary, for further information. mbenard@wheatonparks.org

Michael J. Benard
Secretary

The Agenda for the September 15, 2021 Meeting is as Follows:

Persons with disabilities requiring reasonable accommodation to participate in this meeting should contact the park district's ADA Compliance Officer, Michael Benard, at the park district's Administrative Office, 102 E. Wesley Street, Wheaton, IL Monday through Friday from 8:30 am until 4:30 pm at least 48 hours prior to the meeting. Requests for a qualified ASL interpreter require five (5) working days advance notice. Telephone number 630.510-4944; fax number 630.665.5880; email dsiciliano@wheatonparks.org



Wheaton Park District

Meeting of the Wheaton Park District Board of Commissioners September 15, 2021 5:00 pm

CALL TO ORDER

PRESENTATIONS

- Environmental Education Supervisor, Deb Ditchman
 - Lincoln Marsh Summer Review & Fall Preview

COMMUNITY INPUT

Public comments are important to the Board. However, it is the Board's policy not to act on items until time has been taken to gather information and discuss all options. Lack of action does not imply lack of interest in the issues. During the community input portion of the agenda the board typically will ask residents to provide input prior to accepting input from non-residents.

CONSENT AGENDA

Consent Agenda items are considered by the Park District to be routine and will be enacted in one motion. There will be no separate discussion on these items. If a member of the Park Board requests, a Consent Agenda item will be removed from the Consent Agenda and considered as an individual item at the end of old or new business.

- A. Approval of the Disbursements totaling 1,371,065.78 for the period beginning July 14, 2021 and ending August 10, 2021
- B. Approval of the Disbursements totaling \$ 408,733.66 for the period beginning July 14, 2021 and ending August 10, 2021
- C. Approval of the Disbursements totaling \$826,737.88 for the period beginning August 11, 2021 and ending September 7, 2021
- D. Approval of the Disbursements totaling \$270,093.52 for the period beginning August 11, 2021 and ending September 7, 2021
- E. Approval of the July 21, 2021 Board Meeting Minutes
- F. Approval of the September 1, 2021 Special Meeting Minutes
- G. Approval of the September 1, 2021 Subcommittee Meeting Minutes
- H. Approval of the September 1, 2021 Closed Session Meeting Minutes
- I. Approval of the Purchase of Basketball Uniforms from All Pro Team Sports - \$11,150
- J. Approval of the Purchase of Jox Box Systems for Softball and Baseball Fields from On Deck Sports - \$16,480

Persons with disabilities requiring reasonable accommodation to participate in this meeting should contact the park district's ADA Compliance Officer, Michael Benard, at the park district's Administrative Office, 102 E. Wesley Street, Wheaton, IL Monday through Friday from 8:30 am until 4:30 pm at least 48 hours prior to the meeting. Requests for a qualified ASL interpreter require five (5) working days advance notice. Telephone number 630.510-4944; fax number 630.665.5880; email dsiciliano@wheatonparks.org



UNFINISHED BUSINESS

NEW BUSINESS

1. **Board Vacancy** – Declaration of a Vacancy on the Board of Park Commissioners for the Wheaton Park District due to the Resignation of Kevin Fahey effective September 1, 2021
2. **2022 Budget and Appropriation Ordinance Draft** – Recommendation to Place the Proposed 2022 Budget and Appropriation Ordinance Draft and Related Reports on 30 day Public Inspection
3. **Ordinance 2021-02** – Approving the Disposal and Sale of Personal Property Owned by the Wheaton Park District
4. **Ordinance 2021-03** – Approving and Authorizing Execution of a Funding and Reimbursement Agreement for the Purchase and Installation of Play Equipment Within the Sensory Garden and Playground Between the Wheaton Park District and Play for All Playground and Garden Foundation
5. **Resolution 2021-08** – Amendment to the Wheaton Park District Cafeteria Plan with Health Flexible Spending Arrangement
6. **Payroll Processing and Human Resources Information Services** – Renewal of Agreement for Payroll Processing and Human Resources Information Services with Paylocity through October 31, 2024 at an estimated annual cost of \$127,000
7. **Community Center Interior Renovation Design** – Approval of an Agreement with Williams Architects for Design Services - \$24,300
8. **Lincoln Marsh Office and Garage Renovation Bid Results** – Recommendation to Accept the Base Bid, Alternate and a 10% contingency from WallFill Exteriors for a total possible cost of \$66,966.90
9. **Parking Lot Sealcoating and Striping Services for Hoffman Park Graf Park and Central Athletic Complex** – Recommendation to Accept the quote from Sur-Seal Parking Lot Maintenance for \$18,393.72
10. **Prairie Office Building HVAC Unit Purchase and Installation** – Recommendation to Accept the quote from Air Rite for \$23,775

REPORTS FROM STAFF

- Monthly Reports – Finance, Special Facilities, Marketing, Development, Events, Recreation, Athletics, Parks and Planning
- Executive Director
- Recreation Annual Report 2020

Persons with disabilities requiring reasonable accommodation to participate in this meeting should contact the park district's ADA Compliance Officer, Michael Benard, at the park district's Administrative Office, 102 E. Wesley Street, Wheaton, IL Monday through Friday from 8:30 am until 4:30 pm at least 48 hours prior to the meeting. Requests for a qualified ASL interpreter require five (5) working days advance notice. Telephone number 630.510-4944; fax number 630.665.5880; email dsiciliano@wheatonparks.org



Wheaton Park District

BOARD SUBCOMMITTEE REPORTS / DISCUSSION

CLOSED SESSION

- a. Appointment, employment, compensation, discipline, performance, or dismissal of specific employees, 5ILCS 120/2 (c) (1)
- b. Purchase or lease of real property, 5ILCS 120/2 (c) (5)
- c. Setting of price for sale or lease of property owned by the public body, 5ILCS 120/2 (c) (6)
- d. Pending, probable or imminent litigation, 5ILCS 120/ 2 (c) (11)
- e. Discussion of minutes of meetings lawfully closed under this Act, whether for purposes of approval by the body of the minutes or semi-annual review of the minutes, 5 ILCS 120/2(c) (21)
- f. The selection of a person to fill a vacancy in public office, 5 ILCS 120/2(c)(3).

POSSIBLE ACTION ON ITEMS DISCUSSED IN CLOSED SESSION

ADJOURNMENT

Persons with disabilities requiring reasonable accommodation to participate in this meeting should contact the park district's ADA Compliance Officer, Michael Benard, at the park district's Administrative Office, 102 E. Wesley Street, Wheaton, IL Monday through Friday from 8:30 am until 4:30 pm at least 48 hours prior to the meeting. Requests for a qualified ASL interpreter require five (5) working days advance notice. Telephone number 630.510-4944; fax number 630.665.5880; email dsiciliano@wheatonparks.org

Accounts Payable

Checks Approval Document

User: rtucker
Printed: 8/10/2021 - 9:23 AM




Wheaton Park District


Board of Commissioners Report From the Period Beginning July 14, 2021 and Ending August 10, 2021.

Fund	Description	Amount
10	General	104,050.80
20	Recreation	193,537.00
21	Special Recreation	470,999.92
22	Cosley Zoo	13,882.94
23	Liability	38,508.96
40	Capital Projects	226,955.55
60	Golf Fund	302,570.27
70	Information Technology	17,396.02
75	Health Insurance	3,164.32
Report Total:		1,371,065.78

To the Board of Commissioners

The payment of the above listed accounts has been accepted by the Park District Board of Commissioners at their meeting held on August 18, 2021.


(Treasurer)


(Secretary)

Accounts Payable

Checks Approval List

User: rtucker
Printed: 8/10/2021 - 9:24 AM



Wheaton Park District

Board of Commissioners Report From the Period Beginning July 14, 2021 and Ending August 10, 2021.

Fund Description
Vendor No Vendor Name

Line Item Description	Check No	Invoice Number	Batch Number	GL Account Number	Amount
10 General					
00042 Anderson Elevator Co.					
PSC Elevator Maintenance July 2021	211443	INV-44676-Y2L3	073.07.2021	10-101-000-52-5211-0000	150.00
DHM Elevator Maintenance July 2021	211443	INV-44677-L0Y9	073.07.2021	10-101-854-52-5211-0000	208.00
Vendor Total:					358.00
00068 AT&T Mobility					
251-1888 L. Zavala 061821-071721	211605	877051597_0721	081.08.2021	10-101-000-52-5265-0000	16.72
386-1439 Parks Dept 061821-071721	211605	877051597_0721	081.08.2021	10-101-000-52-5265-0000	5.59
386-1482 Parks Dept 061821-071721	211605	877051597_0721	081.08.2021	10-101-000-52-5265-0000	5.59
386-1562 Parks Dept 061821-071721	211605	877051597_0721	081.08.2021	10-101-000-52-5265-0000	5.59
386-1616 Parks Dept 061821-071721	211605	877051597_0721	081.08.2021	10-101-000-52-5265-0000	7.61
464-0161 R. Sperl 061821-071721	211605	877051597_0721	081.08.2021	10-101-000-52-5265-0000	73.49
639-8115 Parks Dept 061821-071721	211605	877051597_0721	081.08.2021	10-101-000-52-5265-0000	10.40
639-8117 Parks Dept 061821-071721	211605	877051597_0721	081.08.2021	10-101-000-52-5265-0000	5.59
639-8267 Parks Dept 061821-071721	211605	877051597_0721	081.08.2021	10-101-000-52-5265-0000	9.17
639-8599 Parks Dept 061821-071721	211605	877051597_0721	081.08.2021	10-101-000-52-5265-0000	73.49
639-8783 K. Flynn 061821-071721	211605	877051597_0721	081.08.2021	10-101-000-52-5265-0000	48.18
917-4832 P. Stanczak 061821-071721	211605	877051597_0721	081.08.2021	10-101-000-52-5265-0000	48.17
917-4835 D. Seymour 061821-071721	211605	877051597_0721	081.08.2021	10-101-000-52-5265-0000	48.17
957-7741 R. Trainor 061821-071721	211605	877051597_0721	081.08.2021	10-419-000-52-5265-0000	73.48
945-7726 M. Benard 061821-071721	211605	877051597_0721	081.08.2021	10-000-000-52-5265-0000	48.17
300-4503 D. Siciliano 061821-071721	211605	877051597_0721	081.08.2021	10-000-000-52-5265-0000	73.49
234-2925 Martha H. 061821-071721	211605	877051597_0721	081.08.2021	10-419-000-52-5265-0000	48.18
234-1025 Parks Tablet 8 061821-071721	211605	877051597_0721	081.08.2021	10-101-000-52-5265-0000	30.39
346-9175 Marketing Tablet 7 061821-071721	211605	877051597_0721	081.08.2021	10-000-415-52-5265-0000	30.39
251-5866 Events Tablet 10 061821-071721	211605	877051597_0721	081.08.2021	10-000-415-52-5265-0000	30.39
251-8452 Tablet 11 Events 061821-071721	211605	877051597_0721	081.08.2021	10-000-415-52-5265-0000	30.39
815-1067 Sandra S. 061821-071721	211605	877051597_0721	081.08.2021	10-419-000-52-5265-0000	73.48
240-0798 Hot Spot 1 Events 061821-071721	211605	877051597_0721	081.08.2021	10-000-415-52-5265-0000	43.23
815-6705 Events iPad 061821-071721	211605	877051597_0721	081.08.2021	10-000-416-52-5265-1900	23.24
815-6706 Events iPad 061821-071721	211605	877051597_0721	081.08.2021	10-000-416-52-5265-1900	23.24
815-6707 Events iPad 061821-071721	211605	877051597_0721	081.08.2021	10-000-416-52-5265-1900	23.24
815-6753 Events iPhone 061821-071721	211605	877051597_0721	081.08.2021	10-000-416-52-5265-1900	86.59
815-6758 Events iPhone 061821-071721	211605	877051597_0721	081.08.2021	10-000-416-52-5265-1900	86.59
815-6759 Events iPhone 061821-071721	211605	877051597_0721	081.08.2021	10-000-416-52-5265-1900	86.59
Vendor Total:					1,168.84
00094 Barco Products Company					
Bike Racks for Memorial Park Event	211447	SORCO65357	073.07.2021	10-101-000-53-5313-1904	784.30
Vendor Total:					784.30
00114 Berlands House of Tools					
Tools	211606	362934	081.08.2021	10-101-000-53-5345-0000	147.97
Vendor Total:					147.97
00164 Carol Stream Lawn and Power					
PSC 32865 Parts	211610	469829	081.08.2021	10-101-000-53-5315-0000	56.88

Fund	Description	Vendor No	Vendor Name	Line Item Description	Check No	Invoice Number	Batch Number	GL Account Number	Amount
				Stock	211610	469830	081.08.2021	10-101-000-53-5315-000C	7.32
				Equip 1905 Parts	211610	470036	081.08.2021	10-101-000-53-5315-000C	8.17
									<hr/>
Vendor Total:									72.37
00192	City of Wheaton								
				Police Patrol for 6/4/21	211544	509904	074.07.2021	10-000-416-52-5241-190C	505.08
				Police Patrol for 6/5/21	211544	509905	074.07.2021	10-000-416-52-5241-190C	1,371.69
				Police Patrol for 6/25	211544	509906	074.07.2021	10-000-416-52-5241-190C	1,447.20
				Liquor License for September Concerts	211544	509907	074.07.2021	10-000-416-52-5241-190C	400.00
				Amphitheater 070121-093021	211458	WH6241_0721	073.07.2021	10-101-000-52-5211-1904	255.00
				DC Hist Museum 070121-093021	211458	WH6619_0721	073.07.2021	10-101-854-52-5211-0000	255.00
				855 W Prairie Ave 070121-093021	211458	WH6661_0721	073.07.2021	10-101-856-52-5211-0000	255.00
				Parks & Planning 070121-093021	211458	WH6921_0721	073.07.2021	10-101-000-52-5211-0000	255.00
									<hr/>
Vendor Total:									4,743.97
00193	City of Wheaton								
				Prairie Path Park 060821-070721	211545	0004420000_0721	074.07.2021	10-000-000-52-5264-000C	22.29
				Hurley Park 060921-070721	211545	0021856000_0721	074.07.2021	10-000-000-52-5264-000C	22.29
				Parks & Planning 060721-070621	211545	0029220000_0721	074.07.2021	10-101-000-52-5264-000C	232.46
				W W Stevens Park 060721-070621	211545	0055220100_0721	074.07.2021	10-000-000-52-5264-000C	20.89
				855 Prairie 060721-070621	211545	0310060201_0721	074.07.2021	10-000-856-52-5264-000C	403.08
				Kelly Park/Edison 060821-070721	211545	0370840000_0721	074.07.2021	10-000-000-52-5264-000C	63.05
				DC Hist Museum 060721-070621	211545	0396760000_0721	074.07.2021	10-000-000-52-5264-000C	40.24
				DC Hist Museum 060721-070621	211545	0396760000_0721	074.07.2021	10-430-000-52-5264-000C	17.24
				Northside Park 060821-070621	211545	0402460000_0721	074.07.2021	10-000-000-52-5264-000C	235.85
				Memorial Park 060721-070621	211545	0417770200_0721	074.07.2021	10-000-000-52-5264-000C	549.26
				Seven Gables Park 060821-070721	211545	0500620100_0721	074.07.2021	10-000-000-52-5264-000C	107.88
				Scottdale Park 060821-070721	211545	0551600000_0721	074.07.2021	10-000-000-52-5264-000C	20.89
				Briar Patch Park 060821-070721	211545	0642091600_0721	074.07.2021	10-000-000-52-5264-000C	20.89
				Briar Patch Park 060821-070721	211545	0642091700_0721	074.07.2021	10-000-000-52-5264-000C	64.68
				Triangle Park 060721-070621	211545	0666060100_0721	074.07.2021	10-000-000-52-5264-000C	22.29
				Hillside Park 060821-070721	211545	0670480200_0721	074.07.2021	10-000-000-52-5264-000C	20.89
				Sunnyside Park 060821-070721	211545	0674020000_0721	074.07.2021	10-000-000-52-5264-000C	20.89
				Hoffman Park 060721-070621	211545	0693200000_0721	074.07.2021	10-000-000-52-5264-000C	20.89
				Briarknoll Park 060821-070721	211545	0922450100_0721	074.07.2021	10-000-000-52-5264-000C	20.89
									<hr/>
Vendor Total:									1,926.84
00243	DuPage County Public Works								
				Briar Patch Park 040721-060821	211550	15519513_0621	074.07.2021	10-000-000-52-5264-000C	28.45
									<hr/>
Vendor Total:									28.45
00323	Government Navigation Group								
				Consulting Services April 2021	211555	1314	074.07.2021	10-000-000-52-5205-000C	1,333.33
				Consulting Services June 2021	211555	1362	074.07.2021	10-000-000-52-5205-000C	1,333.33
				Consulting Services July 2021	211555	1384	074.07.2021	10-000-000-52-5205-000C	1,333.33
									<hr/>
Vendor Total:									3,999.99
00334	Gordon Food Service								
				Wine Glasses for Summer Concerts	211481	960060866	073.07.2021	10-000-416-53-5346-190C	70.50
									<hr/>
Vendor Total:									70.50
00406	Commonwealth Edison								
				Seven Gables Park 061121-071321	211546	8679428014_0721	074.07.2021	10-000-000-52-5260-000C	14.22
									<hr/>
Vendor Total:									14.22
00409	Communications Direct Inc								
				Radios for Concerts	211377	137730	072.07.2021	10-000-416-52-5241-190C	300.00

Fund	Description	Vendor No	Vendor Name	Line Item Description	Check No	Invoice Number	Batch Number	GL Account Number	Amount
				Radios for Parade & Fireworks	211377	137731	072.07.2021	10-000-416-52-5241-1902	350.00
								Vendor Total:	650.00
00417	Constellation NewEnergy Inc								
	Main Street Tennis Lighting 060821-070821	211462	0081092079_0721	073.07.2021		10-000-000-52-5260-000C			13.54
	Parks & Planning 061421-071421	211547	1785163109_0721	074.07.2021		10-101-000-52-5260-000C			879.17
	Overpass Bridge 061521-071521	211547	2115116037_0721	074.07.2021		10-000-000-52-5260-000C			50.91
	Northside Park 061521-071521	211618	2423026020_0721	081.08.2021		10-000-000-52-5260-000C			66.01
	C L Herrick Park 061621-071621	211618	6703043016_0721	081.08.2021		10-000-000-52-5260-000C			55.44
	Northside Park 052121-062221	211547	7203024021_0621	074.07.2021		10-000-000-52-5260-000C			446.74
	Briar Patch Park 061021-071221	211462	7671244006_0721	073.07.2021		10-000-000-52-5260-000C			60.02
	Hurley Park 061121-071321	211462	7928415004_0721	073.07.2021		10-000-000-52-5260-000C			21.64
	Northside Park 061521-071521	211618	8351597001_0721	081.08.2021		10-000-000-52-5260-000C			52.71
	855 Prairie 061521-071521	211547	8603078055_0721	074.07.2021		10-000-856-52-5260-000C			1,043.50
	Seven Gables Park 061121-071321	211462	8679427008_0721	073.07.2021		10-000-000-52-5260-000C			78.41
	DC History Museum 060821-070821	211462	8843216006_0721	073.07.2021		10-430-000-52-5260-000C			402.77
	DC History Museum 060821-070821	211462	8843216006_0721	073.07.2021		10-000-000-52-5260-000C			939.79
	Memorial Park 060821-070821	211462	8843562003_0721	073.07.2021		10-000-000-52-5260-000C			24.49
								Vendor Total:	4,135.14
00604	MCCANN INDUSTRIES INC.								
	Equipment# 1207 Return	211407	P31144	072.07.2021		10-101-000-53-5315-000C			-181.78
	Equipment# 1207	211407	P31145	072.07.2021		10-101-000-53-5315-000C			433.10
	Poly Sand Bags	211496	P48019	073.07.2021		10-101-000-53-5314-000C			100.00
								Vendor Total:	351.32
00615	MENARDS WEST CHICAGO								
	Lumber	211643	33571	081.08.2021		10-101-000-53-5314-000C			582.51
								Vendor Total:	582.51
00655	NAPCO STEEL INC.								
	Memorial Fire Escape Parts	211646	450199	081.08.2021		10-101-000-53-5308-000C			196.10
								Vendor Total:	196.10
00671	NCPERS - IL IMRF - 0817								
	July 2021 NCPERS	211574	0817082021	074.07.2021		10-000-000-21-2130-000C			192.00
								Vendor Total:	192.00
00680	Northern Illinois Gas Company								
	855 Prairie 061721-071921	211575	0402035172_0721	074.07.2021		10-000-856-52-5261-000C			57.70
	855 Prairie 061721-071921	211575	0693040819_0721	074.07.2021		10-000-856-52-5261-000C			40.99
	855 Prairie 061721-071921	211575	0835554754_0721	074.07.2021		10-000-856-52-5261-000C			43.68
	855 Prairie 061721-071921	211575	1366082885_0721	074.07.2021		10-000-856-52-5261-000C			41.53
	Parks & Planning 061121-071321	211647	4604071755_0721	081.08.2021		10-101-000-52-5261-000C			137.55
	855 Prairie 061721-071921	211575	5076137885_0721	074.07.2021		10-000-856-52-5261-000C			40.99
	DC History Museum 061521-071521	211575	5389121000_0721	074.07.2021		10-430-000-52-5261-000C			50.79
	DC History Museum 061521-071521	211575	5389121000_0721	074.07.2021		10-000-000-52-5261-000C			118.51
								Vendor Total:	531.74
00724	PARITY INC.								
	Sign Adhesive	211649	21422	081.08.2021		10-101-000-53-5314-000C			165.00
								Vendor Total:	165.00
00783	Randall Pressure Systems Inc								
	Truck# 1391	211508	I-40909-0	073.07.2021		10-101-000-53-5315-000C			295.22
	Truck# 1115	211508	I-41034-0	073.07.2021		10-101-000-53-5315-000C			92.71
	Equip 1312 Parts	211655	I-41496-0	081.08.2021		10-101-000-53-5315-000C			48.96

Fund	Description	Vendor No	Vendor Name	Line Item Description	Check No	Invoice Number	Batch Number	GL Account Number	Amount
									</

Fund	Description	Vendor No	Vendor Name	Line Item Description	Check No	Invoice Number	Batch Number	GL Account Number	Amount
02796	NAPA								
	Wiper Blades				211410	592828	072.07.2021	10-101-000-53-5315-000C	81.06
	Brake Shoes				211410	592909	072.07.2021	10-101-000-53-5315-000C	76.55
	Brake Drum				211410	592927	072.07.2021	10-101-000-53-5315-000C	42.91
	Brake Wheel				211410	592962	072.07.2021	10-101-000-53-5315-000C	12.23
	Cylinder Truck				211410	593039	072.07.2021	10-101-000-53-5315-000C	4.60
	Brake Fluid				211410	593044	072.07.2021	10-101-000-53-5315-000C	7.49
	Brake Shoes				211410	593169	072.07.2021	10-101-000-53-5315-000C	-33.37
	Gear Oil				211410	593227	072.07.2021	10-101-000-53-5315-000C	72.51
	Air Brake Filter				211410	593581	072.07.2021	10-101-000-53-5315-000C	17.96
	Brake Pads Tie Rods				211410	593607	072.07.2021	10-101-000-53-5315-000C	407.13
	Brake Rotors				211410	593776	072.07.2021	10-101-000-53-5315-000C	109.98
	Right Outer Tie Rod				211410	593799	072.07.2021	10-101-000-53-5315-000C	-273.95
	Front Brake Pads 1181 PSC35654				211410	593834	072.07.2021	10-101-000-53-5315-000C	36.99
	Wheel Bearing				211410	593887	072.07.2021	10-101-000-53-5315-000C	8.39
	Brake Rotor and Pads PSC35658				211410	594001	072.07.2021	10-101-000-53-5315-000C	102.97
	Warranty Credit				211410	594087	072.07.2021	10-101-000-53-5315-000C	-36.99
	8 Way Puller				211410	594834	072.07.2021	10-101-000-53-5315-000C	30.82
	12v Accessory Plug				211410	595000	072.07.2021	10-101-000-53-5315-000C	2.45
	Air Filter				211410	595008	072.07.2021	10-101-000-53-5315-000C	31.44
	Rear and Front Brake Pads				211410	595012	072.07.2021	10-101-000-53-5315-000C	166.62
	Lubricant				211410	595047	072.07.2021	10-101-000-53-5315-000C	8.29
	PSC 35253				211410	595461	072.07.2021	10-101-000-53-5315-000C	35.48
	Stock Parts				211410	595693	072.07.2021	10-101-000-53-5315-000C	46.96
	Oil Filter				211410	596107	072.07.2021	10-101-000-53-5315-000C	5.38
	Equip1723				211410	596753	072.07.2021	10-101-000-53-5315-000C	2.44
	Truck 1129				211410	596948	072.07.2021	10-101-000-53-5315-000C	65.93
	Stock Parts				211410	597670	072.07.2021	10-101-000-53-5315-000C	54.04
	Mirror Clip				211410	597712	072.07.2021	10-101-000-53-5315-000C	6.23
Vendor Total:									1,092.54
02812	Blue Sky Marketing Group Ltd.								
	Uniforms				211448	23782	073.07.2021	10-101-000-53-5330-000C	3,156.70
Vendor Total:									3,156.70
02865	Monarch Fire Protection Inc.								
	Fire Sprinkler System Inspection				211572	15603	074.07.2021	10-101-000-52-5210-000C	1,540.00
	Repair Fire Sprinkler System				211572	15612	074.07.2021	10-101-000-52-5210-000C	352.50
Vendor Total:									1,892.50
03085	Nalco US 2 INC								
	Water Treatment				211573	2539719	074.07.2021	10-101-854-52-5211-0000	626.44
Vendor Total:									626.44
03355	First Illinois Systems Inc.								
	Pest Control Services July 2021				211473	28882	073.07.2021	10-430-000-52-5210-000C	103.00
Vendor Total:									103.00
03405	Advantage Auto Leasing Inc.								
	Equip# 1809 Parts				211602	71259	081.08.2021	10-101-000-53-5315-000C	130.02
Vendor Total:									130.02
03481	Tressler LLP								
	Services through 063021				211518	431931	073.07.2021	10-000-000-52-5207-000C	1,100.00
Vendor Total:									1,100.00
03754	Comcast Cable								

Fund	Description	Vendor No	Vendor Name	Line Item Description	Check No	Invoice Number	Batch Number	GL Account Number	Amount
				DC History Museum 072221-082121	211616	87712040736543_08	081.08.2021	10-000-000-52-5262-000C	108.35
				Prairie 070521-080421	211459	87712047035906_08	073.07.2021	10-000-856-52-5262-000C	238.35
				Parks Services 071721-081621	211459	87712047526761_08	073.07.2021	10-101-000-52-5262-000C	108.35
Vendor Total:									455.05
04109	Power Up Batteries LLC.			6v Battery	211652	P40155331	081.08.2021	10-101-000-53-5312-000C	76.00
				Truck # 1105 Parts	211652	P41874160	081.08.2021	10-101-000-53-5315-000C	134.95
Vendor Total:									210.95
04296	Culligan DuPage Soft Water Service Inc			Drinking Water June 2021	211467	262006_0621W	073.07.2021	10-000-856-53-5302-000C	74.94
				Water Cooler Rental July 2021	211467	262006_0721R	073.07.2021	10-000-856-52-5220-000C	6.00
Vendor Total:									80.94
04585	Shaw Media			Notice of 2020 Annual Report	211420	1895226	072.07.2021	10-000-000-54-5428-000C	52.22
Vendor Total:									52.22
04800	HWStar Holdings Corp.			Parks&Planning 070121-073121	211488	T0226060PSC_0721	073.07.2021	10-101-000-52-5263-000C	44.52
Vendor Total:									44.52
04888	Feece Oil Company			623 Gallons of Regular Gasoline	211387	3792252	072.07.2021	10-101-000-53-5348-000C	1,735.63
				259 Gallons of Diesel Fuel	211387	3792253	072.07.2021	10-101-000-53-5348-000C	613.61
				334 Gallons of Diesel Fuel	211387	3794566	072.07.2021	10-101-000-53-5348-000C	775.58
				484 Gallons of Regular Gasoline	211387	3794567	072.07.2021	10-101-000-53-5348-000C	1,333.38
				239 Gallons of Diesel Fuel	211387	3796999	072.07.2021	10-101-000-53-5348-000C	540.41
				600 Gallons of Regular Gasoline	211387	3797001	072.07.2021	10-101-000-53-5348-000C	1,600.16
				561 Gallons of Regular Gasoline	211387	3799244	072.07.2021	10-101-000-53-5348-000C	1,523.07
				200 Gallons of Diesel Fuel	211387	3799245	072.07.2021	10-101-000-53-5348-000C	456.63
				795 Gallons of Regular Gasoline	211629	3801750	081.08.2021	10-101-000-53-5348-000C	2,196.54
				257 Gallons of Diesel Fuel	211629	3801751	081.08.2021	10-101-000-53-5348-000C	591.66
				650 Gallons of Regular Gasoline	211629	3804818	081.08.2021	10-101-000-53-5348-000C	1,770.55
				335 Gallons of Diesel Fuel	211629	3804819	081.08.2021	10-101-000-53-5348-000C	758.84
				611 Gallons of Regular Gasoline	211629	3807173	081.08.2021	10-101-000-53-5348-000C	1,701.59
				158 Gallons of Diesel Fuel	211629	3807174	081.08.2021	10-101-000-53-5348-000C	373.53
Vendor Total:									15,971.18
04895	Quadient Leasing USA Inc.			Community Center Postage Machine Rental	211506	N8946960	073.07.2021	10-000-856-52-5220-000C	536.76
Vendor Total:									536.76
04933	Tree Towns Reprographics Inc			Labels for Together We Win WWII Exhibit	211666	0000293983	081.08.2021	10-430-000-53-5302-000C	183.30
Vendor Total:									183.30
04937	Acorn Niles Corporation			Stock Supplies	211361	532894	072.07.2021	10-101-000-53-5315-000C	320.04
				Tires PSC 36256	211439	532970	073.07.2021	10-101-000-53-5315-000C	97.60
				Parts	211533	533200	074.07.2021	10-101-000-53-5315-000C	89.88
Vendor Total:									507.52
05108	Rollins Aquatic Solutions Inc.			Herrick Pond Maintenance	211581	6220	074.07.2021	10-101-000-52-5210-000C	850.00

Fund	Description	Vendor No	Vendor Name	Line Item Description	Check No	Invoice Number	Batch Number	GL Account Number	Amount
Vendor Total:									850.00
05162	Hines Building Supply - US LBM LLC								
	Lumber for Signs	211392	5128361	072.07.2021	10-101-000-53-5314-000C				19.76
	Lumber Signs	211392	5128747	072.07.2021	10-101-000-53-5314-000C				199.20
Vendor Total:									218.96
05261	Hi Fi Events Inc.								
	Sounds & Light for June Performances	211485	WPD063021	073.07.2021	10-000-416-52-5241-190C				6,375.00
Vendor Total:									6,375.00
05384	Bowen, Timothy Dana								
	STEM LEGO Classes and Transportation	211540	DB20693	074.07.2021	10-430-000-52-5210-000C				3,640.00
	STEM LEGO Classes and Transportation	211540	DB20712	074.07.2021	10-430-000-52-5210-000C				2,132.00
Vendor Total:									5,772.00
05765	Luetkehans, Phillip								
	Services through 07/14/21	211571	52	074.07.2021	10-000-000-52-5207-000C				666.00
Vendor Total:									666.00
05810	US Bank Equipment Finance								
	Prairie Finance JUL 2021	211521	76404_0721	073.07.2021	10-419-000-52-5211-0000				29.81
	Museum JUL 2021	211521	82277_0721	073.07.2021	10-000-000-52-5211-0000				272.66
	Parks JUL 2021	211521	82522_0721	073.07.2021	10-101-000-52-5211-0000				136.33
	Prairie JUL 2021	211521	82571_0721	073.07.2021	10-000-856-52-5211-0000				227.21
Vendor Total:									666.01
05921	Johnny Rockets Display Company								
	Fireworks Display for 070321	211401	061021	072.07.2021	10-000-416-52-5241-1902				23,000.00
Vendor Total:									23,000.00
05993	Fun Express LLC								
	Parade Giveaways	211477	710384613-01	073.07.2021	10-000-416-53-5346-1902				632.83
Vendor Total:									632.83
06121	Zoro Tools Inc								
	Tools	211438	INV9281757	072.07.2021	10-101-000-53-5345-000C				69.95
	Tools	211438	INV9296056	072.07.2021	10-101-000-53-5345-000C				71.93
	Tools	211438	INV9327933	072.07.2021	10-101-000-53-5345-000C				19.99
	Tools	211438	INV9329898	072.07.2021	10-101-000-53-5345-000C				53.15
Vendor Total:									215.02
06228	Voyant Communications								
	DCHM 070121-073121	211434	111390_0721	072.07.2021	10-430-000-52-5262-000C				37.98
	Parks 070121-073121	211434	111390_0721	072.07.2021	10-101-000-52-5262-000C				262.68
	Admin 070121-073121	211434	111390_0721	072.07.2021	10-000-000-52-5262-000C				85.45
	HR 070121-073121	211434	111390_0721	072.07.2021	10-418-000-52-5262-000C				56.97
	Finance 070121-073121	211434	111390_0721	072.07.2021	10-419-000-52-5262-000C				202.55
Vendor Total:									645.63
06250	LRS Holdings LLC								
	Portable Units Central Athletic Complex June 20	211406	PS380254	072.07.2021	10-101-000-52-5211-0000				180.00
	Portable Units Central Park Tennis June 2021	211406	PS380256	072.07.2021	10-101-000-52-5211-0000				90.00
	Portable Units Lincoln Marsh June 2021	211406	PS380259	072.07.2021	10-101-000-52-5211-0000				180.00
	Portable Units Rathje Park June 2021	211406	PS380260	072.07.2021	10-101-000-52-5211-0000				90.00
	Portable Units Sensory Garden June 2021	211406	PS380261	072.07.2021	10-101-000-52-5211-0000				90.00

Fund	Description	Vendor No	Vendor Name	Line Item Description	Check No	Invoice Number	Batch Number	GL Account Number	Amount
				Portable Units Kelly Park June 2021	211406	PS380271	072.07.2021	10-101-000-52-5211-0000	90.00
				Portable Units for Summer Concerts 062521-062	211495	PS382987	073.07.2021	10-000-416-52-5241-1900	949.00
Vendor Total:									1,669.00
06308	Westlake Hardware Inc			Supplies	211672	12507091	081.08.2021	10-101-000-53-5315-0000	23.28
				Alarm Batteries	211672	12507095	081.08.2021	10-101-000-53-5312-0000	44.99
				Paint Supplies	211672	12507140	081.08.2021	10-101-000-53-5347-0000	6.46
				Fasteners Graf Tables	211672	12507148	081.08.2021	10-101-000-53-5334-0000	6.08
				Playground Wall	211672	12507154	081.08.2021	10-101-000-53-5310-0000	13.66
				Tap Plug	211672	12507158	081.08.2021	10-101-000-53-5311-0000	11.69
				Memorial Bench Hardware	211672	12507160	081.08.2021	10-101-000-53-5334-0000	44.15
				Equipment 1730	211672	12507170	081.08.2021	10-101-000-53-5315-0000	1.98
				Tools	211672	12607367	081.08.2021	10-101-000-53-5345-0000	10.42
				Hoses	211672	12607431	081.08.2021	10-101-000-53-5316-0000	42.28
				Fountain	211672	12607453	081.08.2021	10-101-000-53-5311-0000	72.84
				Memorial Bench Hardware	211672	12607455	081.08.2021	10-101-000-53-5334-0000	27.42
				Playground Fasteners	211672	12607475	081.08.2021	10-101-000-53-5334-0000	8.71
Vendor Total:									313.96
06542	Call One, Inc.			Admin 071521-081421	211454	97900018657_0821	073.07.2021	10-000-000-52-5262-0000	233.44
Vendor Total:									233.44
06585	Creer, Gail			Mileage Reimbursement for June 2021	211465	063021	073.07.2021	10-000-415-54-5422-0000	7.73
Vendor Total:									7.73
06674	Lingo Communications LLC			Admin 070421-080321	211405	960579_0821	072.07.2021	10-000-000-52-5262-0000	149.25
				Parks 070421-080321	211405	960579_0821	072.07.2021	10-101-000-52-5262-0000	248.75
				Finance 070421-080321	211405	960579_0821	072.07.2021	10-419-000-52-5262-0000	49.75
				HR 070421-080321	211405	960579_0821	072.07.2021	10-418-000-52-5262-0000	49.75
Vendor Total:									497.50
06726	Dearborn Life Insurance Company			Vol Life Insurance August 2021	211623	080121	081.08.2021	10-000-000-21-2130-0000	975.53
Vendor Total:									975.53
06770	Signal Perfection Ltd.			AV Equipment Agreement	211421	350526	072.07.2021	10-101-000-52-5211-1904	3,828.72
Vendor Total:									3,828.72
06868	Jay, Matthew			Mileage Reimbursement for June 2021	211398	063021	072.07.2021	10-418-000-54-5422-0000	34.05
Vendor Total:									34.05
06926	Standard Industrial & Automotive Equipment, Inc.			Lift Inspection	211423	WO-7166	072.07.2021	10-101-000-52-5210-0000	235.00
				Lift Repair	211514	WO-7343	073.07.2021	10-101-000-52-5210-0000	794.00
Vendor Total:									1,029.00
06934	Foster & Son Fire Extinguishers, Inc.			Fire Extinguisher Inspection - Parks Service Cen	211476	116754	073.07.2021	10-101-000-52-5211-0000	300.25
				Fire Extinguisher Inspection - Boy Scout Cabin	211476	116882	073.07.2021	10-101-000-52-5210-0000	13.75
				Fire Extinguisher Inspection - NS Warming Shel	211476	116885	073.07.2021	10-101-000-52-5211-0000	17.50

Fund **Description**
Vendor No **Vendor Name**

Line Item Description	Check No	Invoice Number	Batch Number	GL Account Number	Amount
Fire Extinguisher Inspection - Seven Gables	211476	117030	073.07.2021	10-101-000-52-5211-0000	37.50
Fire Extinguisher Inspection - Atten Park	211476	117031	073.07.2021	10-101-000-52-5211-0000	22.50
Fire Extinguisher Inspection - Graf Park	211476	117032	073.07.2021	10-101-000-52-5210-0000	22.50
Fire Extinguisher Inspection - Briar Patch	211476	117034	073.07.2021	10-101-000-52-5210-0000	18.75
Fire Extinguisher Inspection - Prairie	211476	117035	073.07.2021	10-101-856-52-5211-0000	60.00
Fire Extinguisher Inspection - DHM	211476	117074	073.07.2021	10-101-854-52-5211-0000	45.00
Fire Extinguisher Inspection - Girl Scout Cabin	211476	117076	073.07.2021	10-101-000-52-5210-0000	17.50
Fire Extinguisher Repair	211632	117526	081.08.2021	10-101-000-52-5210-0000	55.40
Fire Extinguisher Repair	211632	117527	081.08.2021	10-101-000-52-5210-0000	55.40
Vendor Total:					666.05
06935 Wellbuilt Equipment					
PSC Safety Inspection Spider/Hydraulic Filter	211524	w10207	073.07.2021	10-101-000-52-5210-0000	890.00
Vendor Total:					890.00
TMP*3426 Palumbo, Vicki					
Reissue Payroll DD 07/02/21 for Palumbo	211412	10650	072.07.2021	10-000-000-25-2581-0000	241.37
Vendor Total:					241.37
TMP*3428 Platt, Christine					
Reissue Payroll DD 07/16/21 for Platt	211503	11122	073.07.2021	10-000-000-25-2581-0000	24.24
Vendor Total:					24.24
TMP*3429 Bohnert, Makayla					
Reissue Payroll DD 07/16/21 for Bohnert	211449	11110	073.07.2021	10-000-000-25-2581-0000	457.82
Vendor Total:					457.82
TMP*3434 Heine, Matthew					
Reissue PR #22313 07/30/21 for Heine	211636	10824	081.08.2021	10-000-000-25-2581-0000	1,144.36
Vendor Total:					1,144.36
Fund Total:					104,050.80
20 Recreation					
00042 Anderson Elevator Co.					
CC Elevator Maintenance July 2021	211443	INV-44678-Q3B9	073.07.2021	20-101-220-52-5211-0000	183.00
CAC Elevator Maintenance July 2021	211443	INV-44679-Q1W0	073.07.2021	20-101-225-52-5211-0000	189.00
Vendor Total:					372.00
00054 Aqua Pure Enterprises Inc.					
Emergency Call DCM5 Controller Rice Pool	211444	0136322-IN	073.07.2021	20-101-232-52-5210-0000	750.00
Repair Chlorine Pump	211538	0136438-IN	074.07.2021	20-101-232-52-5210-0000	550.00
Vendor Total:					1,300.00
00057 Armbrust Plumbing & Air Conditioning Inc.					
CAC Repair	211446	20361364	073.07.2021	20-101-225-52-5210-0000	1,758.07
Vendor Total:					1,758.07
00068 AT&T Mobility					
251-7369 Max Y. 061821-071721	211605	877051597_0721	081.08.2021	20-222-232-52-5265-0000	73.49
605-1287 Athletics 061821-071721	211605	877051597_0721	081.08.2021	20-000-205-52-5265-0000	48.18
232-9893 Hot Spot 3 Athletics 061821-071721	211605	877051597_0721	081.08.2021	20-000-205-52-5265-0000	43.23
251-0735 Vickie P 061821-071721	211605	877051597_0721	081.08.2021	20-000-304-52-5265-0000	48.18
234-8907 C. Hanlon 061821-071721	211605	877051597_0721	081.08.2021	20-220-208-52-5265-0000	24.09
234-8907 C. Hanlon 061821-071721	211605	877051597_0721	081.08.2021	20-220-202-52-5265-0000	24.09
621-6936 Parks Dept 061821-071721	211605	877051597_0721	081.08.2021	20-101-000-52-5265-0000	8.82

Fund	Description	Vendor No	Vendor Name	Line Item Description	Check No	Invoice Number	Batch Number	GL Account Number	Amount
				414-0027 M. Wilhelmi 061821-071721	211605	877051597_0721	081.08.2021	20-000-415-52-5265-000C	73.49
				281-0870 A. Lewandowski 061821-071721	211605	877051597_0721	081.08.2021	20-000-205-52-5265-000C	48.18
				624-3574 D. Novak 061821-071721	211605	877051597_0721	081.08.2021	20-000-205-52-5265-000C	73.49
				885-4579 D. Shee 061821-071721	211605	877051597_0721	081.08.2021	20-101-000-52-5265-000C	48.17
				768-2406 WPD Wagner 061821-071721	211605	877051597_0721	081.08.2021	20-101-220-52-5265-000C	73.49
				639-8642 Camp No Name 061821-071721	211605	877051597_0721	081.08.2021	20-220-207-52-5265-000C	51.69
				945-7929 Mean Green 061821-071721	211605	877051597_0721	081.08.2021	20-220-207-52-5265-000C	10.66
				885-4684 W. Russell 061821-071721	211605	877051597_0721	081.08.2021	20-222-232-52-5265-000C	48.17
				232-9894 Hot Spot 2 PPFC 061821-071721	211605	877051597_0721	081.08.2021	20-350-302-52-5265-000C	43.23
				536-4138 V. Beyer 061821-071721	211605	877051597_0721	081.08.2021	20-000-200-52-5265-000C	48.18
				945-7926 Critter Camp 061821-071721	211605	877051597_0721	081.08.2021	20-000-112-52-5265-000C	11.78
				945-7927 Curiosity Camp 061821-071721	211605	877051597_0721	081.08.2021	20-000-112-52-5265-000C	7.37
				945-7928 Camp Wild Ones 061821-071721	211605	877051597_0721	081.08.2021	20-000-112-52-5265-000C	9.18
				346-5702 M. Wrobel 061821-071721	211605	877051597_0721	081.08.2021	20-220-305-52-5265-000C	48.18
				945-7045 Camp Coordinator 061821-071721	211605	877051597_0721	081.08.2021	20-220-207-52-5265-000C	10.74
				945-7048 Camp Blackhawk 061821-071721	211605	877051597_0721	081.08.2021	20-220-207-52-5265-000C	21.19
				945-7931 Camp Illini 061821-071721	211605	877051597_0721	081.08.2021	20-220-207-52-5265-000C	5.59
				605-0389 Camp IDK 061821-071721	211605	877051597_0721	081.08.2021	20-220-207-52-5265-000C	17.36
				346-9428 J. Martinson 061821-071721	211605	877051597_0721	081.08.2021	20-220-207-52-5265-000C	48.18
Vendor Total:									968.40
00192	City of Wheaton								
				Rathje Park 070121-093021	211458	WH6225_0721	073.07.2021	20-101-000-52-5211-000C	255.00
				Zamboni Storage 070121-093021	211458	WH6226_0721	073.07.2021	20-101-225-52-5211-000C	255.00
				Northside Pool 070121-093021	211458	WH6460_0721	073.07.2021	20-222-231-52-5210-000C	255.00
				Toohey Park 070121-093021	211458	WH6609_0721	073.07.2021	20-101-000-52-5211-000C	255.00
				Clocktower Commons 070121-093021	211458	WH6653_0721	073.07.2021	20-101-303-52-5211-000C	255.00
				Community Ctr 070121-093021	211458	WH6745_0721	073.07.2021	20-101-220-52-5211-000C	255.00
				Central Athletic 070121-093021	211458	WH6948_0721	073.07.2021	20-101-225-52-5211-000C	255.00
				Lincoln Marsh 070121-093021	211458	WH6979_0721	073.07.2021	20-101-112-52-5211-000C	255.00
Vendor Total:									2,040.00
00193	City of Wheaton								
				Rathje Park 060821-070721	211545	0007650000_0721	074.07.2021	20-000-000-52-5264-000C	22.29
				Graf Park/Monroe 060721-070621	211545	0034005200_0721	074.07.2021	20-000-000-52-5264-000C	20.89
				Graf Pk/Monroe 060721-070621	211545	0034005300_0721	074.07.2021	20-000-000-52-5264-000C	77.45
				Northside Pool 060721-070621	211545	0052890000_0721	074.07.2021	20-222-231-52-5264-000C	1,686.30
				Northside Pool 060721-070621	211545	0052890100_0721	074.07.2021	20-222-231-52-5264-000C	2,136.56
				Boy Scout Cabin 060721-070621	211545	0052910000_0721	074.07.2021	20-000-000-52-5264-000C	22.29
				Toohey Park 060921-070721	211545	0212470900_0721	074.07.2021	20-000-000-52-5264-000C	200.85
				Atten Park 060921-070721	211545	0280800000_0721	074.07.2021	20-000-000-52-5264-000C	392.09
				Atten Park 060921-070721	211545	0280840800_0721	074.07.2021	20-000-000-52-5264-000C	1,266.56
				Central Athletic Complex 060721-070621	211545	0366180000_0721	074.07.2021	20-220-225-52-5264-000C	37.50
				Central Athletic Complex 060721-070621	211545	0366190000_0721	074.07.2021	20-220-225-52-5264-000C	186.16
				Clocktower Commons 060721-070621	211545	0367030000_0721	074.07.2021	20-350-303-52-5264-000C	264.65
				Zamboni Storage 060721-070621	211545	0375250000_0721	074.07.2021	20-220-225-52-5264-000C	63.05
				Mary Lubko Center 060721-070621	211545	0417780000_0721	074.07.2021	20-000-304-52-5264-000C	99.05
				Rice Pool 060821-070721	211545	0443170000_0721	074.07.2021	20-222-232-52-5264-000C	14,673.26
				Rice Pool 060821-070721	211545	0443170100_0721	074.07.2021	20-222-232-52-5264-000C	1,590.70
				Rice Pool 060821-070721	211545	0443170200_0721	074.07.2021	20-222-232-52-5264-000C	1,190.46
Vendor Total:									23,930.11
00237	Dreisilker Electric Motors								
				Gasket	211549	I184971	074.07.2021	20-101-000-53-5313-000C	13.83
				Pole Coil	211469	I187303	073.07.2021	20-101-232-53-5312-000C	7.70
				Toohey Building	211625	I189805	081.08.2021	20-101-000-53-5313-000C	344.74

Fund	Description	Vendor No	Vendor Name	Line Item Description	Check No	Invoice Number	Batch Number	GL Account Number	Amount
									</

Fund	Description	Vendor No	Vendor Name	Line Item Description	Check No	Invoice Number	Batch Number	GL Account Number	Amount
				Toohey Park 061121-071321	211618	6414387023_0721	081.08.2021	20-000-000-52-5260-000C	462.81
				Clocktower Commons 060921-070921	211462	7123061000_0721	073.07.2021	20-350-303-52-5260-000C	286.90
				Rathje Park 061421-071421	211547	7592636002_0721	074.07.2021	20-000-000-52-5260-000C	171.28
				Northside Shelter 061521-071521	211618	8351586008_0721	081.08.2021	20-000-000-52-5260-000C	100.86
				Girl Scout Cabin 061521-071521	211547	8351594000_0721	074.07.2021	20-000-000-52-5260-000C	37.07
				Northside Pool 061521-071521	211618	8351595007_0721	081.08.2021	20-222-231-52-5260-000C	2,390.01
				Boy Scout Cabin 061521-071521	211547	8351596004_0721	074.07.2021	20-000-000-52-5260-000C	24.57
				Mary Lubko Center 060821-070821	211547	8843417003_0721	074.07.2021	20-000-304-52-5260-000C	617.69
								Vendor Total:	32,923.17
00418	Conserv FS Inc.			Athletic Field Chalk and Prochoice	211460	6407478	073.07.2021	20-101-000-53-5349-000C	367.00
				Athletic Field Chalk and Prochoice	211460	6407650	073.07.2021	20-101-000-53-5349-000C	1,417.00
				Athletic Field Repairs	211617	6408181	081.08.2021	20-101-000-53-5349-000C	1,057.70
								Vendor Total:	2,841.70
00453	ILLINOIS AMERICAN WATER CO.			Lincoln Marsh 061221-071421	211489	1025211695604_072	073.07.2021	20-000-112-52-5264-0000	30.81
								Vendor Total:	30.81
00475	Constellation Newenergy Gas Division LLC			Rice Pool 060121-063021	211461	7718490000_0621	073.07.2021	20-222-232-52-5261-000C	1,142.84
				Community Center 060121-063021	211461	7718490000_0621	073.07.2021	20-224-220-52-5261-000C	3,428.50
								Vendor Total:	4,571.34
00476	IPS INC.			Waterslide Repairs	211563	WPD 0010	074.07.2021	20-101-232-52-5210-000C	4,250.00
								Vendor Total:	4,250.00
00481	IWSL			Yellow Card Fee	211397	070721	072.07.2021	20-220-204-52-5280-445C	25.00
				Wings Girls Fall League Registration	211490	070921	073.07.2021	20-220-204-52-5280-4457	4,080.00
								Vendor Total:	4,105.00
00485	Jeff Ellis and Associates Inc			Pool License	211399	20103240	072.07.2021	20-222-231-52-5210-000C	105.00
				Audit	211566	20103572	074.07.2021	20-222-232-52-5210-000C	925.00
				Lifeguard License	211566	20103632	074.07.2021	20-222-232-54-5432-000C	105.00
								Vendor Total:	1,135.00
00489	JOE & ROSS ICE CREAM			Rice Ice Cream Product	211400	13729665	072.07.2021	20-222-232-53-5328-000C	731.98
								Vendor Total:	731.98
00512	Kantor, Gary			Summer Magic Event 070621	211402	070621	072.07.2021	20-220-207-52-5280-7705	970.00
				Magic Visit to Summer Camp	211641	072121	081.08.2021	20-220-207-52-5280-7705	670.00
								Vendor Total:	1,640.00
00680	Northern Illinois Gas Company			Central Athletic Complex 061521-071521	211575	1750636993_0721	074.07.2021	20-220-225-52-5261-000C	157.54
				Rathje Park 061121-071321	211575	1812901000_0721	074.07.2021	20-000-000-52-5261-000C	40.99
				Toohey Park 061021-071221	211575	4163602345_0721	074.07.2021	20-000-000-52-5261-000C	129.49
				Zamboni Storage 061521-071521	211575	4910440592_0721	074.07.2021	20-220-225-52-5261-000C	40.99
				Mary Lubko Center 061521-071521	211575	4920221000_0721	074.07.2021	20-000-304-52-5261-000C	43.67
				Memorial Park Bandshell 061521-071521	211575	8157791522_0721	074.07.2021	20-000-000-52-5261-000C	51.22

Fund Description
Vendor No Vendor Name

Line Item Description	Check No	Invoice Number	Batch Number	GL Account Number	Amount
Vendor Total:					463.90
00699 Oak Fire & Security Systems Inc					
Exhaust Hood CC Appleby	211576	59036	074.07.2021	20-101-220-52-5210-000C	105.00
Exhaust Hood Pool	211576	59037	074.07.2021	20-101-232-52-5210-000C	103.00
Exhaust Hood CC Memorial	211576	59038	074.07.2021	20-101-220-52-5210-000C	86.00
Vendor Total:					294.00
00742 Pepsi Beverages Company					
Rice Fountain Product	211650	49961103	081.08.2021	20-222-232-53-5328-000C	303.06
Rice Fountain Supplies	211650	49961103	081.08.2021	20-222-232-53-5329-000C	206.38
Rice Vending Resale	211650	49961103	081.08.2021	20-222-232-53-5351-000C	633.11
Northside Pepsi Product	211502	50837359	073.07.2021	20-222-231-53-5328-000C	255.88
Concessions Product	211413	52269412	072.07.2021	20-222-232-53-5328-000C	733.78
Vendor Total:					2,132.21
00794 RENTALMAX L.L.C.					
Rental Equipment	211511	484888-6	073.07.2021	20-101-220-52-5211-0000	174.72
Vendor Total:					174.72
00899 Office of the State Fire Marshal					
Boiler Inspections	211577	9647761	074.07.2021	20-101-220-52-5210-000C	280.00
Boiler Certificates	211500	9647776	073.07.2021	20-101-225-52-5211-0000	140.00
Vendor Total:					420.00
00942 Terrace Supply Company					
Rice Pool	211665	01025125	081.08.2021	20-101-232-53-5335-000C	38.61
NS Pool	211665	01025126	081.08.2021	20-101-231-53-5335-000C	32.01
NS Pool Chemicals	211588	70501400	074.07.2021	20-101-231-53-5335-000C	263.61
Rice Pool Chemicals	211588	70501412	074.07.2021	20-101-232-53-5335-000C	423.36
NS Pool Chemicals	211588	70502747	074.07.2021	20-101-231-53-5335-000C	103.87
Rice Pool Chemicals	211588	70504060	074.07.2021	20-101-232-53-5335-000C	423.36
Northside Pool Chemicals	211665	70504061	081.08.2021	20-101-231-53-5335-000C	183.74
Northside Pool Chemicals	211665	70504506	081.08.2021	20-101-231-53-5335-000C	183.74
Rice Pool Chemicals	211665	70504507	081.08.2021	20-101-232-53-5335-000C	343.48
Northside Pool Chemicals	211665	70505260	081.08.2021	20-101-231-53-5335-000C	103.87
Rice Pool Chemicals	211665	70505261	081.08.2021	20-101-232-53-5335-000C	423.36
Vendor Total:					2,523.01
00968 Trane US Inc					
Fan Shaft	211590	10437675	074.07.2021	20-101-220-53-5313-000C	1,425.04
Bearing Flanges	211590	10445727	074.07.2021	20-101-220-53-5313-000C	822.68
Vendor Total:					2,247.72
01017 Walmart Community					
Camp Supplies	211436	1636202186	072.07.2021	20-220-207-53-5301-7705	137.38
Camp Supplies	211436	1636202186	072.07.2021	20-220-207-53-5301-7705	292.84
Camp Supplies	211436	1636202186	072.07.2021	20-220-207-53-5301-7705	170.92
Camp Supplies	211436	1636202186	072.07.2021	20-220-207-53-5301-7734	181.18
Camp Supplies	211436	1636202186	072.07.2021	20-220-207-53-5301-7776	255.71
Camp Supplies	211436	1636202186	072.07.2021	20-220-207-53-5301-7734	24.76
Camp Supplies	211436	1636202186	072.07.2021	20-220-207-53-5301-7775	205.40
Vendor Total:					1,268.19
01023 Waste Management of Illinois Inc					
Rice Pool 070121-073121	211523	12272113008_0721	073.07.2021	20-222-232-52-5263-000C	52.01
Community Center 070121-073121	211523	12272113008_0721	073.07.2021	20-224-220-52-5263-000C	184.42

Fund	Description	Vendor No	Vendor Name	Line Item Description	Check No	Invoice Number	Batch Number	GL Account Number	Amount
				Manchester Park 060121-063021	211523	207653823005_0621	073.07.2021	20-000-000-52-5263-000C	804.36
				Temporary Dumpster Rice Pool	211671	3410950-2011-9	081.08.2021	20-101-232-52-5210-000C	891.73
								Vendor Total:	1,932.52
01043	Wheaton Sanitary District			Mary Lubko Center 060721-070621	211673	020309000_0721	081.08.2021	20-000-304-52-5264-000C	36.33
				Clocktower Commons 060721-070621	211673	021723000_0721	081.08.2021	20-350-303-52-5264-000C	130.27
				Northside Pool 060721-070621	211673	023365000_0721	081.08.2021	20-222-231-52-5264-000C	967.56
				Northside Pool 060721-070621	211673	023367000_0721	081.08.2021	20-222-231-52-5264-000C	1,400.50
				Rathje Park 060821-070721	211673	028831000_0721	081.08.2021	20-000-000-52-5264-000C	23.88
				Toohey Park 060921-070721	211673	032977000_0721	081.08.2021	20-000-000-52-5264-000C	124.59
				Central Athletic Complex 060721-070621	211673	043486000_0721	081.08.2021	20-220-225-52-5264-000C	24.07
				Central Athletic Gym 060721-070621	211673	043487000_0721	081.08.2021	20-220-225-52-5264-000C	32.24
				Lincoln Marsh Fountain 061121-071421	211673	045786000_0721	081.08.2021	20-000-112-52-5264-000C	23.88
				Boy Scout Cabin 060721-070621	211673	045957000_0721	081.08.2021	20-000-000-52-5264-000C	22.74
				Zamboni Storage 060721-070621	211673	049517000_0721	081.08.2021	20-220-225-52-5264-000C	22.74
								Vendor Total:	2,808.80
01108	Crystal Mgmt & Maintenance Corp			July Cleaning CC	211466	27650	073.07.2021	20-101-220-53-5316-000C	1,980.00
				CAC Cleaning July 2021	211622	27652	081.08.2021	20-101-225-52-5212-000C	975.00
				CAC Cleaning Service August 2021	211548	27717	074.07.2021	20-101-225-52-5212-000C	975.00
								Vendor Total:	3,930.00
01120	Holy Cow Sports Inc.			Trophies	211394	210817	072.07.2021	20-221-223-53-5319-000C	2,640.00
				Softball & Baseball Team Trophies	211487	210828	073.07.2021	20-221-223-53-5319-477C	1,950.00
								Vendor Total:	4,590.00
02300	Home Depot Credit Services			Emergency Light	211395	3010337	072.07.2021	20-101-000-53-5313-000C	134.91
								Vendor Total:	134.91
02460	IWM Corporation			Monthly Water Treatment	211564	20548	074.07.2021	20-101-220-52-5211-000C	415.00
								Vendor Total:	415.00
02505	Village of Lisle			Lucent Park 060121-063021	211593	124473002_0621	074.07.2021	20-000-000-52-5264-000C	20.48
								Vendor Total:	20.48
03411	Extractor Corporation			Timer	211552	21-574	074.07.2021	20-101-232-53-5312-000C	57.80
								Vendor Total:	57.80
03481	Tressler LLP			Services through 063021	211518	431931	073.07.2021	20-000-000-52-5207-000C	1,100.00
								Vendor Total:	1,100.00
03754	Comcast Cable			Community Center 080121-083121	211616	87712004762650_08	081.08.2021	20-224-220-52-5262-000C	4.20
				Admin IP Services 072621-082521	211616	87712047315272_08	081.08.2021	20-224-220-52-5262-000C	133.40
				Central Athletic Center 071621-081521	211459	87712047361631_08	073.07.2021	20-101-225-52-5262-000C	108.35
				Mary Lubko Center 071921-081821	211459	87712047526787_08	073.07.2021	20-000-304-52-5262-000C	108.35
				Lincoln Marsh 071821-081721	211459	87712047527272_08	073.07.2021	20-000-112-52-5262-000C	108.35
				Clocktower Commons 071121-081021	211459	87712047624798_08	073.07.2021	20-350-303-52-5262-000C	108.35

Fund	Description	Vendor No	Vendor Name	Line Item Description	Check No	Invoice Number	Batch Number	GL Account Number	Amount
				Northside Pool 071121-081021	211459	87712047626371_08	073.07.2021	20-222-231-52-5262-000C	108.35
				Central Athletic Complex 071121-081021	211459	87712047708096_08	073.07.2021	20-220-225-52-5262-000C	238.35
								Vendor Total:	917.70
03913	Brymax Enterprises Inc.			Dippin Dots Product	211541	260087	074.07.2021	20-222-231-53-5328-000C	302.40
				Rice Dippin Dots Product	211453	260089	073.07.2021	20-222-232-53-5328-000C	352.80
				Dippin Dots Product	211541	267254	074.07.2021	20-222-232-53-5328-000C	453.60
				Rice Dippin Dots Product	211372	267320	072.07.2021	20-222-232-53-5328-000C	655.20
				NS Dippin Dots Product	211372	267321	072.07.2021	20-222-231-53-5328-000C	252.00
				Rice Dippin Dots Product	211372	267329	072.07.2021	20-222-232-53-5328-000C	504.00
				Rice Dippin Dots Product	211453	267339	073.07.2021	20-222-232-53-5328-000C	352.80
								Vendor Total:	2,872.80
03943	Johnstone Supply			Toohey Building	211640	5006646	081.08.2021	20-101-000-53-5313-000C	124.50
								Vendor Total:	124.50
04266	ChemCraft Industries			Supplies	211611	256765	081.08.2021	20-101-000-53-5313-000C	2,659.19
				Custodial Supplies	211543	257476	074.07.2021	20-101-220-53-5316-000C	565.20
								Vendor Total:	3,224.39
04296	Culligan DuPage Soft Water Service Inc			Annual Water Cooler Rental July 2021	211467	261966_0721R	073.07.2021	20-224-220-52-5220-000C	12.00
				Water Cooler Rental July 2021	211467	261982_0721R	073.07.2021	20-000-304-52-5220-000C	6.00
				Water Cooler Rental July 2021	211467	261990_0721R	073.07.2021	20-000-112-52-5220-000C	6.00
				Drinking Water June 2021	211467	291966_0621W	073.07.2021	20-224-220-53-5302-000C	38.87
								Vendor Total:	62.87
04609	Hawkins Inc.			Rice Pool Chemicals	211559	4979295	074.07.2021	20-101-232-53-5335-000C	969.10
				NS Pool Chemicals	211559	4979297	074.07.2021	20-101-231-53-5335-000C	836.40
				Rice Pool Chemicals	211635	4980283	081.08.2021	20-101-232-53-5335-000C	831.70
				Rice Pool Chemicals	211559	4986889	074.07.2021	20-101-232-53-5335-000C	1,380.85
				Rice Pool Chemicals	211559	4989226	074.07.2021	20-101-232-53-5335-000C	1,118.50
				NS Pool Chemicals	211559	4989227	074.07.2021	20-101-231-53-5335-000C	461.25
								Vendor Total:	5,597.80
04800	HWStar Holdings Corp.			Community Cntr 070121-073121	211488	T0226060CC_0721	073.07.2021	20-224-220-52-5263-000C	124.45
				Rice Pool 070121-073121	211488	T0226060CC_0721	073.07.2021	20-222-232-52-5263-000C	35.10
				Manchester Park 070121-073121	211488	T0226060PSC_0721	073.07.2021	20-000-000-52-5263-000C	44.52
								Vendor Total:	204.07
04857	T J Official Finders			Baseball and Softbal Umpires	211516	3779	073.07.2021	20-221-223-52-5281-000C	3,407.00
				Soccer Officials	211516	3779	073.07.2021	20-220-204-52-5280-4451	288.00
				Umpires	211426	3847	072.07.2021	20-221-223-52-5281-000C	7,177.00
								Vendor Total:	10,872.00
04895	Quadient Leasing USA Inc.			Community Center Postage Machine Rental	211506	N8946960	073.07.2021	20-000-000-52-5220-000C	1,162.77
								Vendor Total:	1,162.77
04896	Quadient Finance USA Inc.								

Fund	Description	Vendor No	Vendor Name	Line Item Description	Check No	Invoice Number	Batch Number	GL Account Number	Amount
				Replenished Postage Machine 7900 0440 3665 9 211654		11451750	081.08.2021	20-000-000-53-5304-000C	932.63
								Vendor Total:	932.63
05220	EVP Academies LLC			Beach Volleyball Camp	211551	1933	074.07.2021	20-220-203-52-5280-3305	2,010.36
								Vendor Total:	2,010.36
05351	QuickScores LLC			RWB Schedule	211507	211177	073.07.2021	20-221-223-52-5210-4211	185.00
								Vendor Total:	185.00
05728	Central Irrigation Supply Inc.			Replacement Boxes CC Irrigation	211455	7665467-00	073.07.2021	20-101-220-53-5349-000C	43.67
				CC Irrigation Repair	211542	7665598-00	074.07.2021	20-101-220-53-5349-000C	27.52
								Vendor Total:	71.19
05765	Luetkehans, Phillip			Services through 07/14/21	211571	52	074.07.2021	20-000-000-52-5207-000C	666.00
								Vendor Total:	666.00
05810	US Bank Equipment Finance			Marketing JUL 2021	211521	81543_0721	073.07.2021	20-000-415-52-5211-0000	568.04
				Mary Lubko Center JUL 2021	211521	81956_0721	073.07.2021	20-000-304-52-5211-0000	113.61
				Lincoln Marsh JUL 2021	211521	81957_0721	073.07.2021	20-000-112-52-5211-0000	113.61
				Community Center JUL 2021	211521	82133_0721	073.07.2021	20-224-220-52-5211-0000	517.23
				Community Center JUL 2021	211521	82278_0721	073.07.2021	20-000-000-52-5211-0000	272.66
								Vendor Total:	1,585.15
06201	Young Sportsmens Soccer League			Wings Boys Fall League Registration	211531	070921	073.07.2021	20-220-204-52-5280-4457	13,170.00
								Vendor Total:	13,170.00
06228	Voyant Communications			Clocktower Commons 070121-073121	211434	111390_0721	072.07.2021	20-350-303-52-5262-000C	34.82
				Programs 070121-073121	211434	111390_0721	072.07.2021	20-220-000-52-5262-000C	110.77
				Community Center 070121-073121	211434	111390_0721	072.07.2021	20-224-220-52-5262-000C	335.47
				Special Facilities 070121-073121	211434	111390_0721	072.07.2021	20-350-000-52-5262-000C	41.15
				Parks Plus Fitness 070121-073121	211434	111390_0721	072.07.2021	20-350-302-52-5262-000C	136.08
				Rice Pool 070121-073121	211434	111390_0721	072.07.2021	20-222-232-52-5262-000C	110.77
				Marketing 070121-073121	211434	111390_0721	072.07.2021	20-000-415-52-5262-000C	85.45
				Athletics 070121-073121	211434	111390_0721	072.07.2021	20-220-203-52-5262-000C	79.12
				Rec Dept 070121-073121	211434	111390_0721	072.07.2021	20-000-000-52-5262-000C	60.13
				Lincoln Marsh 070121-073121	211434	111390_0721	072.07.2021	20-000-112-52-5262-0000	123.43
				Mary Lubko Center 070121-073121	211434	111390_0721	072.07.2021	20-000-304-52-5262-000C	79.12
				Leagues 070121-073121	211434	111390_0721	072.07.2021	20-220-204-52-5262-000C	75.96
				Northside Pool 070121-073121	211434	111390_0721	072.07.2021	20-222-231-52-5262-000C	82.28
				CC Maintenance 070121-073121	211434	111390_0721	072.07.2021	20-101-000-52-5262-000C	18.99
								Vendor Total:	1,373.54
06250	LRS Holdings LLC			Portable Units June 2021 Brighton Park	211495	PS380253	073.07.2021	20-220-204-52-5280-4454	15.00
				Portable Units June 2021 Atten Park	211495	PS380255	073.07.2021	20-221-223-52-5210-4211	180.00
				Portable Units June 2021 Briar Patch	211495	PS380257	073.07.2021	20-000-000-52-5210-000C	90.00
				Portable Units June 2021 Emerson Elementary	211495	PS380258	073.07.2021	20-221-223-52-5210-4211	90.00
				Portable Units June 2021 Seven Gables	211495	PS380262	073.07.2021	20-220-204-52-5280-4453	192.85
				Portable Units June 2021 Whittier Elementary	211495	PS380263	073.07.2021	20-221-223-52-5210-4211	90.00
				Portable Units June 2021 Graf Park	211495	PS380264	073.07.2021	20-221-223-52-5210-4211	90.00

Page 17

Fund	Description	Vendor No	Vendor Name	Line Item Description	Check No	Invoice Number	Batch Number	GL Account Number	Amount
Vendor Total:									1,304.82
06455	Bonnamy, Ryan								
	Franklin Summer Basketball Camp	211608	071321B	081.08.2021	20-220-203-52-5280-3373				1,051.38
Vendor Total:									1,051.38
06522	Yoshikawa, Max								
	Mileage Reimbursement for June 2021	211530	063021	073.07.2021	20-222-232-54-5422-0000				69.33
Vendor Total:									69.33
06542	Call One, Inc.								
	Recreation 071521-081421	211454	97900018657_0821	073.07.2021	20-000-000-52-5262-0000				259.38
Vendor Total:									259.38
06644	LaLonde Jr., Daniel								
	Monroe Summer Basketball Camp	211569	071321	074.07.2021	20-220-203-52-5280-3373				486.75
	Monroe Summer Volleyball Camp	211569	SIHDanielLaLond	074.07.2021	20-220-203-52-5280-3373				818.07
Vendor Total:									1,304.82
06674	Lingo Communications LLC								
	Programs 070421-080321	211405	960579_0821	072.07.2021	20-220-000-52-5262-0000				99.50
	Toohey/Safety City 070421-080321	211405	960579_0821	072.07.2021	20-000-000-52-5262-0000				49.75
	Northside Pool 070421-080321	211405	960579_0821	072.07.2021	20-222-231-52-5262-0000				49.75
	Mary Lubko Center 070421-080321	211405	960579_0821	072.07.2021	20-000-304-52-5262-0000				49.75
	Lincoln Marsh 070421-080321	211405	960579_0821	072.07.2021	20-000-112-52-5262-0000				99.50
	CAC 070421-080321	211405	960579_0821	072.07.2021	20-220-203-52-5262-0000				49.75
	Community Center 070421-080321	211405	960579_0821	072.07.2021	20-224-220-52-5262-0000				199.00
Vendor Total:									597.00
06706	E.J. Rohn Company								
	CAC Mat Service	211626	1069915	081.08.2021	20-101-225-52-5211-0000				79.35
Vendor Total:									79.35
06715	Parisi, Nick								
	Mileage Reimbursement for July 2021	211648	073121	081.08.2021	20-000-205-54-5422-0000				92.68
Vendor Total:									92.68
06731	Kornichuk, Karen								
	Watercolors Spring 2021	211403	070121	072.07.2021	20-220-305-52-5280-1021				76.56
Vendor Total:									76.56
06919	Sellers, Casey								
	IMRF Member Contribution Refund	211419	061421	072.07.2021	20-000-000-20-2011-0000				604.23
Vendor Total:									604.23
06920	Tovar, Manual								
	IMRF Member Contribution Refund	211430	061421	072.07.2021	20-000-000-20-2011-0000				326.16
Vendor Total:									326.16
06923	Kendell Intermediate Corporation								
	Shower Curtains	211492	IN032894	073.07.2021	20-101-231-53-5313-0000				222.00
Vendor Total:									222.00
06928	Top Pick Sports Productions								
	RWB SB Sanction	211428	7121	072.07.2021	20-221-223-52-5210-4211				1,136.00

Fund	Description	Vendor No	Vendor Name	Line Item Description	Check No	Invoice Number	Batch Number	GL Account Number	Amount
Vendor Total:									1,136.00
06931	Darien Youth Club								
	Warriors 8U Darien Grand Slam Tournament	211384	070721	072.07.2021	20-221-223-54-5405-4455				525.00
Vendor Total:									525.00
06934	Foster & Son Fire Extinguishers, Inc.								
	Fire Extinguisher Inspection - CC	211476	116753	073.07.2021	20-101-220-52-5211-0000				200.25
	Fire Extinguisher Inspection - Rice Pool	211476	116880	073.07.2021	20-101-232-52-5211-0000				45.00
	Fire Extinguisher Inspection - Toohey Park	211476	116881	073.07.2021	20-101-000-52-5210-0000				33.75
	Fire Extinguisher Inspection - Rathje	211476	116883	073.07.2021	20-101-000-52-5210-0000				30.00
	Fire Extinguisher Inspection - Northside Pool	211476	116884	073.07.2021	20-101-231-52-5211-0000				33.75
	Fire Extinguisher Inspection - Lincoln Marsh	211476	117070	073.07.2021	20-101-112-52-5211-0000				37.50
	Fire Extinguisher Inspection - Mary Lubko Cent	211476	117071	073.07.2021	20-101-304-52-5211-0000				41.25
	Fire Extinguisher Inspection - Clocktower	211476	117072	073.07.2021	20-101-303-52-5211-0000				18.75
	Fire Extinguisher Inspection - CAC	211476	117073	073.07.2021	20-101-225-52-5211-0000				104.50
	Fire Extinguisher Repair	211632	117525	081.08.2021	20-101-000-52-5210-0000				45.16
Vendor Total:									589.91
06936	Winning Streak Inc.								
	Football Bid Item	211598	195810	074.07.2021	20-221-222-53-5301-4458				3,350.00
Vendor Total:									3,350.00
06944	Walker, Brooks								
	Reimbursement for Batavia Tournament Basebal	211594	070421	074.07.2021	20-221-223-54-5405-4455				595.00
Vendor Total:									595.00
06945	Bielenda, Ashley								
	Wildcat Travel Team Account Balance	211607	072821	081.08.2021	20-221-223-54-5405-4455				816.26
Vendor Total:									816.26
Fund Total:									193,537.00
21	Special Recreation								
01034	WESTERN DUPAGE SPECIAL								
	First Payment to WDSRA for Tax Levy Receipts	211595	072121	074.07.2021	21-000-000-57-5790-0000				470,999.92
Vendor Total:									470,999.92
Fund Total:									470,999.92
22	Cosley Zoo								
00046	Animal Medical Clinic								
	Veterinary Medications	211366	152934	072.07.2021	22-501-000-53-5309-0000				119.17
	Monthly Retainer	211366	152934	072.07.2021	22-501-000-52-5210-0000				250.00
	Veterinary Services	211366	152934	072.07.2021	22-501-000-54-5424-0000				678.49
Vendor Total:									1,047.66
00068	AT&T Mobility								
	234-0136 Cosley Tablet 16 061821-071721	211605	877051597_0721	081.08.2021	22-501-000-52-5265-0000				30.39
	779-8546 Cosley Tablet 17 061821-071721	211605	877051597_0721	081.08.2021	22-501-000-52-5265-0000				30.38
	Equipment Cosley 061821-071721	211605	877051597_0721	081.08.2021	22-501-000-53-5302-0000				124.99
	234-9679 Cosley Tablet 9 061821-071721	211605	877051597_0721	081.08.2021	22-501-000-52-5265-0000				30.39
Vendor Total:									216.15
00192	City of Wheaton								
	Cosley Welcome Center 070121-093021	211458	WH6204_0721	073.07.2021	22-501-000-52-5211-0000				255.00

Fund Description
Vendor No Vendor Name

Line Item Description	Check No	Invoice Number	Batch Number	GL Account Number	Amount
Cosley Zoo White Barn 070121-093021	211458	WH6323_0721	073.07.2021	22-501-000-52-5211-0000	255.00
Cosley Zoo Kiebler Barn 070121-093021	211458	WH6678_0721	073.07.2021	22-501-000-52-5211-0000	255.00
Cosley Zoo/Chicken House 070121-093021	211458	WH6936_0721	073.07.2021	22-501-000-52-5211-0000	255.00
Cosley Zoo Bobcat Exhibit 070121-093021	211458	WH6945_0721	073.07.2021	22-501-000-52-5211-0000	255.00
Vendor Total:					1,275.00
00193 City of Wheaton					
Cosley Welcome Center 060721-070621	211545	0067810100_0721	074.07.2021	22-501-000-52-5264-0000	50.28
Cosley Zoo 060721-070621	211545	0310000100_0721	074.07.2021	22-501-000-52-5264-0000	142.25
Cosley Zoo 060721-070621	211545	0310000200_0721	074.07.2021	22-501-000-52-5264-0000	531.05
Cosley Bobcat 060721-070621	211545	0310000300_0721	074.07.2021	22-501-000-52-5264-0000	251.88
Vendor Total:					975.46
00240 Duchaj Bros.					
145 Bales of Hay	211470	070921	073.07.2021	22-501-000-53-5339-0000	978.75
Vendor Total:					978.75
00417 Constellation NewEnergy Inc					
Cosley Welcome Center 061521-071521	211547	0793155067_0721	074.07.2021	22-501-000-52-5260-0000	92.71
Cosley Zoo 061521-071521	211547	8519798002_0721	074.07.2021	22-501-000-52-5260-0000	2,070.80
Vendor Total:					2,163.51
00437 Reedy Equipment Services Inc.					
Ice Machine Rental July 2021	211509	0370551	073.07.2021	22-501-000-52-5220-0000	39.67
Vendor Total:					39.67
00550 Legrand, Laura					
Mileage Reimbursement for May 2021	211404	053121	072.07.2021	22-501-000-54-5422-0000	17.92
Mileage Reimbursement for June 2021	211494	063021	073.07.2021	22-501-000-54-5422-0000	20.16
Vendor Total:					38.08
00680 Northern Illinois Gas Company					
Cosley Zoo 061721-071921	211575	3015221000_0721	074.07.2021	22-501-000-52-5261-0000	36.23
Cosley Welcome Center 061721-071921	211575	3615221000_0721	074.07.2021	22-501-000-52-5261-0000	21.92
Cosley Zoo 061721-071921	211575	5450490000_0721	074.07.2021	22-501-000-52-5261-0000	48.54
Vendor Total:					106.69
00738 CTM Group Inc.					
Reimbursement of 75% of Net Sales for Use of t	211383	JUN21PENJE30-12	072.07.2021	22-501-000-54-5433-0000	182.62
Vendor Total:					182.62
01023 Waste Management of Illinois Inc					
Cosley Zoo 070121-073121	211523	12272113008_0721	073.07.2021	22-501-000-52-5263-0000	697.85
Vendor Total:					697.85
01042 WHEATON MEAT CO INC					
Bones	211525	16375	073.07.2021	22-501-000-53-5339-0000	149.40
Vendor Total:					149.40
01043 Wheaton Sanitary District					
Cosley Zoo 060721-070621	211673	026475000_0721	081.08.2021	22-501-000-52-5264-0000	60.83
Cosley Zoo 060721-070621	211673	026477000_0721	081.08.2021	22-501-000-52-5264-0000	281.39
Cosley Welcome Ctr 060721-070621	211673	027965000_0721	081.08.2021	22-501-000-52-5264-0000	24.07
Bobcat Exhibit 060721-070621	211673	049516000_0721	081.08.2021	22-501-000-52-5264-0000	138.44
Vendor Total:					504.73

Fund	Description	Vendor No	Vendor Name	Line Item Description	Check No	Invoice Number	Batch Number	GL Account Number	Amount
01082	Young's Grain Farms			168 Bales of Straw	211532	738992	073.07.2021	22-501-000-53-5336-000C	714.00
				168 Bales of Straw	211600	738995	074.07.2021	22-501-000-53-5336-000C	714.00
Vendor Total:									1,428.00
03754	Comcast Cable			Cosley Zoo 071121-081021	211459	87712047625845_08	073.07.2021	22-501-000-52-5262-000C	108.35
Vendor Total:									108.35
04296	Culligan DuPage Soft Water Service Inc			Drinking Water June 2021	211467	261974_0621W	073.07.2021	22-501-000-52-5220-000C	84.88
				Water Cooler Rental July 2021	211467	261974_0721R	073.07.2021	22-501-000-52-5220-000C	6.00
Vendor Total:									90.88
04800	HWStar Holdings Corp.			Cosley Zoo 070121-073121	211488	T0226060CZ_0721	073.07.2021	22-501-000-52-5263-000C	75.31
Vendor Total:									75.31
05050	Wheaton Mulch Inc.			Sand	211526	21-3939	073.07.2021	22-501-000-53-5349-000C	265.00
Vendor Total:									265.00
05352	Karnstedt, Jackie			Mileage Reimbursement for Zoo to You Program 211491		070121	073.07.2021	22-220-206-53-5301-6651	30.24
				Mileage Reimbursement for Zoo to You Program 211568		071521	074.07.2021	22-220-206-53-5301-6651	37.52
Vendor Total:									67.76
05361	o8o Leasing LLC			Reimbursement of 70% of Funds from Hurricane 211411		0621	072.07.2021	22-501-000-54-5433-000C	218.68
Vendor Total:									218.68
05667	Christensen, Ginny			Mileage Reimbursement for June 2021	211457	063021	073.07.2021	22-501-000-54-5422-000C	22.40
Vendor Total:									22.40
05810	US Bank Equipment Finance			Cosley JUL 2021	211521	81955_0721	073.07.2021	22-501-000-52-5211-0000	113.61
Vendor Total:									113.61
06228	Voyant Communications			Cosley 070121-073121	211434	111390_0721	072.07.2021	22-501-000-52-5262-000C	294.33
Vendor Total:									294.33
06308	Westlake Hardware Inc			Paint Supplies	211672	12507052	081.08.2021	22-501-000-53-5347-000C	53.04
				Paint Supplies	211672	12607386	081.08.2021	22-501-000-53-5347-000C	-20.31
Vendor Total:									32.73
06542	Call One, Inc.			Cosley 071521-081421	211454	97900018657_0821	073.07.2021	22-501-000-52-5262-000C	51.88
Vendor Total:									51.88
06674	Lingo Communications LLC			Cosley 070421-080321	211405	960579_0821	072.07.2021	22-501-000-52-5262-000C	99.50
Vendor Total:									99.50

Fund	Description	Vendor No	Vendor Name	Line Item Description	Check No	Invoice Number	Batch Number	GL Account Number	Amount
06802	Glen Ellyn Animal Hospital			Bactrim	211479	674339	073.07.2021	22-501-000-53-5309-000C	13.41
				Veterinary Services	211479	674339	073.07.2021	22-501-000-54-5424-000C	530.00
				Veterinary Services	211479	676070	073.07.2021	22-501-000-54-5424-000C	26.60
				Veterinary Services	211479	678096	073.07.2021	22-501-000-54-5424-000C	149.50
				Veterinary Services	211479	678727	073.07.2021	22-501-000-54-5424-000C	112.50
				Cremation	211553	679257	074.07.2021	22-501-000-54-5424-000C	28.50
Vendor Total:									860.51
06859	Meals, Laura			Monthly Retainer June and July 2021	211497	2-2021A	073.07.2021	22-501-000-52-5210-000C	500.00
Vendor Total:									500.00
06902	Grayslake Feed Sales, Inc.			Animal Bedding	211390	05643	072.07.2021	22-501-000-53-5336-000C	137.85
				Animal Feed	211390	05643	072.07.2021	22-501-000-53-5339-000C	384.73
				Animal Bedding & Litter	211556	06053	074.07.2021	22-501-000-53-5336-000C	295.60
				Bagged Feed	211556	06053	074.07.2021	22-501-000-53-5339-000C	366.50
Vendor Total:									1,184.68
06934	Foster & Son Fire Extinguishers, Inc.			Fire Extinguisher Inspection - Cosley	211476	116755	073.07.2021	22-000-000-52-5211-0000	93.75
Vendor Total:									93.75
Fund Total:									13,882.94
23	Liability			00018 Airgas USA LLC					
				Oxygen for Emergency Use	211536	9114091789	074.07.2021	23-000-000-53-5302-000C	434.67
Vendor Total:									434.67
00725	Park District Risk Mgmt Agency			Property Insurance Premium for June 2021	211501	0621023	073.07.2021	23-000-000-52-5270-000C	12,107.62
				Liability Insurance Premium for June 2021	211501	0621023	073.07.2021	23-000-000-52-5271-000C	5,907.44
				Worker's Compensation Insurance Premium for June 2021	211501	0621023	073.07.2021	23-000-000-52-5273-000C	17,100.17
				Employment Practices Insurance Premium for June 2021	211501	0621023	073.07.2021	23-000-000-52-5276-000C	1,983.87
				Liability Insurance Premium for June 2021	211501	0621023	073.07.2021	23-000-000-52-5276-000C	359.19
Vendor Total:									37,458.29
06586	Alexian Brothers Ambulatory Group			Back Evaluations - Parks and Cosley	211442	720023	073.07.2021	23-418-000-52-5208-000C	616.00
Vendor Total:									616.00
Fund Total:									38,508.96
40	Capital Projects			00311 Game Time					
				Playground Equipment - Presidents Park	211478	PJI-0163205	073.07.2021	40-800-827-57-5701-000C	13,889.38
				Playground Equipment - Presidents Park	211478	PJI-0163207	073.07.2021	40-800-827-57-5701-000C	70,109.32
Vendor Total:									83,998.70
00764	Prairie Material			Concrete Rotary Solar	211504	890094158	073.07.2021	40-101-000-53-5302-000C	892.50
Vendor Total:									892.50
00980	Unilock Chicago Inc.								

Fund	Description	Vendor No	Vendor Name	Line Item Description	Check No	Invoice Number	Batch Number	GL Account Number	Amount
				Rotary Park Sign	211668	SIN2471403	081.08.2021	40-101-000-53-5338-000C	792.80
								Vendor Total:	792.80
02300	Home Depot Credit Services			Hardware	211395	7023938	072.07.2021	40-800-812-57-5701-000C	66.65
								Vendor Total:	66.65
04136	Schaeffges Brothers Inc.			CC Filter Room	211583	Application# 3	074.07.2021	40-800-846-57-5701-000C	93,568.00
								Vendor Total:	93,568.00
05415	Integrated Lakes Management Inc.			Pond Maintenance June 2021	211639	#INV12581	081.08.2021	40-000-000-52-5210-000C	2,800.44
								Vendor Total:	2,800.44
05747	Landscape Material & Firewood Sales Inc.			Lincoln Marsh Paths	211493	47633	073.07.2021	40-800-822-53-5301-000C	61.00
								Vendor Total:	61.00
05912	Bedrock Earthscapes LLC			Native Area Landscape Maintenance June 2021	211369	1608	072.07.2021	40-000-000-52-5210-000C	4,476.00
								Vendor Total:	4,476.00
06228	Voyant Communications			Planning 070121-073121	211434	111390_0721	072.07.2021	40-101-000-52-5262-000C	56.97
								Vendor Total:	56.97
06308	Westlake Hardware Inc			Hoffman Pig Sign	211672	12507083	081.08.2021	40-101-000-53-5338-000C	39.95
				Driveway Sealer Supplies	211672	12507101	081.08.2021	40-101-000-53-5349-000C	46.76
				LM Supplies	211672	12507138	081.08.2021	40-800-822-53-5301-000C	15.99
								Vendor Total:	102.70
06578	Morrow, Brian			Mileage Reimbursement for June 2021	211409	063021	072.07.2021	40-000-000-54-5422-000C	31.79
								Vendor Total:	31.79
06632	Nevin Hedlund Architects Inc.			Lincoln Marsh Bid and Permit Drawings	211499	1	073.07.2021	40-800-822-53-5301-000C	3,500.00
								Vendor Total:	3,500.00
06667	Rempe-Sharpe & Associates			Toohey Bridge Overpass	211510	27984	073.07.2021	40-000-000-52-5205-000C	2,672.92
				Toohey Bridge	211657	28030	081.08.2021	40-000-000-52-5205-000C	5,135.08
								Vendor Total:	7,808.00
06930	Continental Construction			Graf Park Concrete	211464	3170	073.07.2021	40-800-815-53-5301-000C	28,800.00
								Vendor Total:	28,800.00
								Fund Total:	226,955.55
60	Golf Fund								
00007	Aramark								
				Inv# 602000110394 Restaurant Linen	211367	602000110394	072.07.2021	60-612-902-52-5222-000C	190.70
				Inv# 602000110394 Banquet Linen	211367	602000110394	072.07.2021	60-612-901-52-5222-000C	164.80

Fund	Description	Vendor No	Vendor Name	Line Item Description	Check No	Invoice Number	Batch Number	GL Account Number	Amount
Inv# 602000130038	Restaurant Linen	211367	602000130038	072.07.2021	60-612-902-52-5222-000C	162.90			
Inv# 602000130038	Banquet Linen	211367	602000130038	072.07.2021	60-612-901-52-5222-000C	516.00			
Inv# 602000132489	Restaurant Linen	211367	602000132489	072.07.2021	60-612-902-52-5222-000C	161.82			
Inv# 602000132489	Banquet Linen	211367	602000132489	072.07.2021	60-612-901-52-5222-000C	458.50			
Inv# 602000136310	Restaurant Linen	211445	602000136310	073.07.2021	60-612-902-52-5222-000C	39.31			
Inv# 602000136310	Banquet Linen	211445	602000136310	073.07.2021	60-612-901-52-5222-000C	579.50			
Inv# 602000139153	Restaurant Linen	211604	602000139153	081.08.2021	60-612-902-52-5222-000C	161.02			
Inv# 602000139153	Banquet Linen	211604	602000139153	081.08.2021	60-612-901-52-5222-000C	378.50			
Inv# 602000141851	Banquet Linen	211604	602000141851	081.08.2021	60-612-901-52-5222-000C	457.00			
Inv# 602000141851	Restaurant Linen	211604	602000141851	081.08.2021	60-612-902-52-5222-000C	161.81			
Vendor Total:									3,431.86
00043	Anderson Pest Solutions								
Inv# 8415475	Pest Control July 2021	211365	8415475	072.07.2021	60-000-000-52-5211-0000	187.10			
Vendor Total:									187.10
00068	AT&T Mobility								
240-0783	Hot Spot 4 AGC 061821-071721	211605	877051597_0721	081.08.2021	60-000-000-52-5265-000C	43.23			
520-5201	AGCTablet 13 061821-071721	211605	877051597_0721	081.08.2021	60-000-000-52-5265-000C	30.39			
520-5473	AGC Tablet 14 061821-071721	211605	877051597_0721	081.08.2021	60-000-000-52-5265-000C	30.39			
871-4196	AGC Tablet 15 061821-071721	211605	877051597_0721	081.08.2021	60-000-000-52-5265-000C	30.38			
957-8730	A. Bendy 061821-071721	211605	877051597_0721	081.08.2021	60-000-000-52-5265-000C	48.17			
Vendor Total:									182.56
00125	Black Gold Septic Inc								
Inv# 30334		211539	30334	074.07.2021	60-000-000-52-5263-000C	425.00			
Inv# 30334		211539	30334	074.07.2021	60-611-000-52-5210-0000	700.00			
Vendor Total:									1,125.00
00135	Bojo Turf Supply Inc.								
Captain XTR	Suction Pump	211450	65362	073.07.2021	60-601-000-52-5210-000C	436.00			
Vendor Total:									436.00
00179	Chicagoland Turf								
T-Pass	August 2021 Pymt# 5 of 6	211612	080121	081.08.2021	60-601-000-53-5335-000C	13,687.50			
Captain XRT/SeClear/SeClear G		211456	INV86964	073.07.2021	60-601-000-52-5210-000C	798.76			
Vendor Total:									14,486.26
00180	Chicago District Golf Association								
June Handicap Fees 1 @ \$30		211373	063021	072.07.2021	60-611-000-52-5210-0000	30.00			
Vendor Total:									30.00
00187	Christensen, Robert								
Mileage Reimbursement for June 2021		211613	063021	081.08.2021	60-000-000-54-5422-000C	65.52			
Vendor Total:									65.52
00193	City of Wheaton								
AGC Clubhouse 060921-070721		211545	0293553000_0721	074.07.2021	60-000-000-52-5264-000C	1,057.76			
AGC Maintenance Building 060921-070721		211545	0293553100_0721	074.07.2021	60-000-000-52-5264-000C	129.06			
AGC Chemical Building 060921-070721		211545	0293553200_0721	074.07.2021	60-000-000-52-5264-000C	182.91			
Vendor Total:									1,369.73
00269	Euclid Beverage								
Inv# W-2714417 Beer		211386	W-2714417	072.07.2021	60-000-000-14-1412-000C	3,143.85			
Inv# W-2718582 Beer		211386	W-2718582	072.07.2021	60-000-000-14-1412-000C	1,626.50			
Inv# W-2722524 Beer		211471	W-2722524	073.07.2021	60-000-000-14-1412-000C	2,326.25			

Fund Description
Vendor No Vendor Name

Line Item Description	Check No	Invoice Number	Batch Number	GL Account Number	Amount
Inv# W-2726487 Beer	211628	W-2726487	081.08.2021	60-000-000-14-1412-000C	2,297.65
Inv# W-2730595 Beer	211628	W-2730595	081.08.2021	60-000-000-14-1412-000C	3,212.20
Vendor Total:					12,606.45
00289 Footjoy					
Womens Shoes	211474	911468539	073.07.2021	60-000-000-14-1431-000C	107.09
Vendor Total:					107.09
00293 Fortune Fish Company					
Inv# 586037 Seafood	211388	586037	072.07.2021	60-000-000-14-1411-0000	841.54
Inv# 590327 Seafood	211388	590327	072.07.2021	60-000-000-14-1411-0000	751.80
Inv# 590327 General Grocery	211388	590327	072.07.2021	60-000-000-14-1415-000C	193.12
Inv# 594070 Seafood	211388	594070	072.07.2021	60-000-000-14-1411-0000	93.12
Inv# 596064 Seafood	211388	596064	072.07.2021	60-000-000-14-1411-0000	268.44
Inv# 599515 Seafood	211388	599515	072.07.2021	60-000-000-14-1411-0000	165.76
Inv# 604134 Seafood	211388	604134	072.07.2021	60-000-000-14-1411-0000	312.25
Inv# 605763 Seafood	211388	605763	072.07.2021	60-000-000-14-1411-0000	106.32
Inv# 605793 Seafood	211388	605793	072.07.2021	60-000-000-14-1411-0000	496.25
Inv# 605793 General Grocery	211388	605793	072.07.2021	60-000-000-14-1415-000C	192.24
Inv# 613680 Seafood	211388	613680	072.07.2021	60-000-000-14-1411-0000	299.49
Inv# 615775 Seafood	211475	615775	073.07.2021	60-000-000-14-1411-0000	893.66
Inv# 619806 Seafood	211475	619806	073.07.2021	60-000-000-14-1411-0000	676.25
Inv# 619806 General Grocery	211475	619806	073.07.2021	60-000-000-14-1415-000C	195.84
Inv# 625979 Seafood	211475	625979	073.07.2021	60-000-000-14-1411-0000	842.30
Inv# 625979 General Grocery	211475	625979	073.07.2021	60-000-000-14-1415-000C	128.16
Inv# 627779 Seafood	211631	627779	081.08.2021	60-000-000-14-1411-0000	106.40
Inv# 633403 Seafood	211631	633403	081.08.2021	60-000-000-14-1411-0000	1,791.27
Inv# 633403 General Grocery	211631	633403	081.08.2021	60-000-000-14-1415-000C	64.08
Inv# 637645 Seafood	211631	637645	081.08.2021	60-000-000-14-1411-0000	391.72
Inv# 639070 Seafood	211631	639070	081.08.2021	60-000-000-14-1411-0000	545.71
Inv# 642729 Seafood	211631	642729	081.08.2021	60-000-000-14-1411-0000	580.79
Inv# 642729 General Grocery	211631	642729	081.08.2021	60-000-000-14-1415-000C	193.12
Inv# 649268 Seafood	211631	649268	081.08.2021	60-000-000-14-1411-0000	664.35
Vendor Total:					10,793.98
00323 Government Navigation Group					
Consulting Services April 2021	211555	1314	074.07.2021	60-000-000-52-5205-000C	1,333.34
Consulting Services June 2021	211555	1362	074.07.2021	60-000-000-52-5205-000C	1,333.34
Consulting Services July 2021	211555	1384	074.07.2021	60-000-000-52-5205-000C	1,333.33
Vendor Total:					4,000.01
00334 Gordon Food Service					
Inv# 210844567 Meat	211389	210844567	072.07.2021	60-000-000-14-1411-0000	278.56
Inv# 210844567 Restaurant Supplies	211389	210844567	072.07.2021	60-612-902-53-5388-000C	315.20
Inv# 210844567 General Grocery	211389	210844567	072.07.2021	60-000-000-14-1415-000C	15.48
Inv# 211000475 Meat	211389	211000475	072.07.2021	60-000-000-14-1411-0000	90.70
Inv# 211000475 General Grocery	211389	211000475	072.07.2021	60-000-000-14-1415-000C	3.09
Inv# 211000475 Non-Alcoholic Beverages	211389	211000475	072.07.2021	60-000-000-14-1416-000C	553.10
Inv# 211314777 Meat	211481	211314777	073.07.2021	60-000-000-14-1411-0000	210.48
Inv# 211350419 Meat	211633	211350419	081.08.2021	60-000-000-14-1411-0000	36.30
Inv# 211350419 Non-Alcoholic Beverages	211633	211350419	081.08.2021	60-000-000-14-1416-000C	221.70
Inv# 211470743 Meat	211633	211470743	081.08.2021	60-000-000-14-1411-0000	236.84
Inv# 211470743 General Grocery	211633	211470743	081.08.2021	60-000-000-14-1415-000C	212.81
Inv# 211510204 General Grocery	211633	211510204	081.08.2021	60-000-000-14-1415-000C	101.82
Inv# 211510204 Meat	211633	211510204	081.08.2021	60-000-000-14-1411-0000	283.08
Inv# 211510204 Non-Alcoholic Beverages	211633	211510204	081.08.2021	60-000-000-14-1416-000C	339.74
Inv# 753213854 General Grocery	211389	753213854	072.07.2021	60-000-000-14-1415-000C	17.99

Fund	Description	Vendor No	Vendor Name	Line Item Description	Check No	Invoice Number	Batch Number	GL Account Number	Amount
				Inv# 753213854 Produce	211389	753213854	072.07.2021	60-000-000-14-1413-000C	11.68
				Inv# 753213854 Dairy	211389	753213854	072.07.2021	60-000-000-14-1414-000C	5.49
				Inv# 753214042 Produce	211389	753214042	072.07.2021	60-000-000-14-1413-000C	4.99
				Inv# 753214042 General Grocery	211389	753214042	072.07.2021	60-000-000-14-1415-000C	10.99
				Inv# 753214169 Produce	211389	753214169	072.07.2021	60-000-000-14-1413-000C	3.79
				Inv# 753214357 Produce	211633	753214357	081.08.2021	60-000-000-14-1413-000C	29.16
				Inv# 753214357 Meat	211633	753214357	081.08.2021	60-000-000-14-1411-0000	31.50
				Inv# 753214357 Dairy	211633	753214357	081.08.2021	60-000-000-14-1414-000C	7.18
				Inv# 753214390 General Grocery	211633	753214390	081.08.2021	60-000-000-14-1415-000C	33.20
				Inv# 753214477 General Grocery	211633	753214477	081.08.2021	60-000-000-14-1415-000C	49.90
				Inv# 753214777 Produce	211633	753214777	081.08.2021	60-000-000-14-1413-000C	8.82
				Inv# 753214805 Meat	211633	753214805	081.08.2021	60-000-000-14-1411-0000	78.87
				Inv# 753214813 General Grocery	211633	753214813	081.08.2021	60-000-000-14-1415-000C	16.99
Vendor Total:									3,209.45
00335	W W Grainger Inc			Inv# 9935948191	211435	9935948191	072.07.2021	60-000-000-54-5441-000C	324.62
Vendor Total:									324.62
00395	Harris Motor Sports Inc			Inv# 02-290590	211483	02-290590	073.07.2021	60-601-000-53-5315-000C	163.52
				Inv# 02-291267	211558	02-291267	074.07.2021	60-601-000-53-5315-000C	54.33
Vendor Total:									217.85
00417	Constellation NewEnergy Inc			Orchard Gate 051221-061121	211462	0051046274_0621	073.07.2021	60-000-000-52-5260-000C	25.67
				Orchard Gate 061121-071321	211547	0051046274_0721	074.07.2021	60-000-000-52-5260-000C	51.37
				AGC Clubhouse 061121-071321	211462	0581101000_0721	073.07.2021	60-000-000-52-5260-000C	113.93
				AGC Clubhouse 061121-071321	211547	6414622009_0721	074.07.2021	60-000-000-52-5260-000C	12,861.38
Vendor Total:									13,052.35
00419	Consumers Packing Co.			Inv# 374405 Meat	211380	374405	072.07.2021	60-000-000-14-1411-0000	5,421.65
				Inv# 374607 Meat	211380	374607	072.07.2021	60-000-000-14-1411-0000	1,178.46
				Inv# 374642 Meat	211380	374642	072.07.2021	60-000-000-14-1411-0000	2,676.18
				Inv# 374753 Meat	211380	374753	072.07.2021	60-000-000-14-1411-0000	1,789.47
				Inv# 374805 Meat	211380	374805	072.07.2021	60-000-000-14-1411-0000	399.20
				Inv# 374828 Meat	211380	374828	072.07.2021	60-000-000-14-1411-0000	2,240.45
				Inv# 374888 Meat	211380	374888	072.07.2021	60-000-000-14-1411-0000	1,991.90
				Inv# 375068 Meat	211463	375068	073.07.2021	60-000-000-14-1411-0000	4,620.54
				Inv# 375189 Meat	211463	375189	073.07.2021	60-000-000-14-1411-0000	4,516.44
				Inv# 375275 Meat	211619	375275	081.08.2021	60-000-000-14-1411-0000	1,808.96
				Inv# 375327 Meat	211619	375327	081.08.2021	60-000-000-14-1411-0000	2,662.93
				Inv# 375418 Meat	211619	375418	081.08.2021	60-000-000-14-1411-0000	3,398.72
				Inv# 375544 Meat	211619	375544	081.08.2021	60-000-000-14-1411-0000	2,692.00
Vendor Total:									35,396.90
00475	Constellation Newenergy Gas Division LLC			AGC Clubhouse 060121-063021	211461	2400503855_0621	073.07.2021	60-000-000-52-5261-000C	789.17
Vendor Total:									789.17
00506	J.W. Turf Inc.			Inv# P41304	211565	P41304	074.07.2021	60-601-000-53-5315-000C	257.34
Vendor Total:									257.34
00532	Imperial Bag & Paper Co LLC			Cleaning Supplies	211396	1749688-00	072.07.2021	60-000-000-53-5316-000C	545.69

Fund	Description	Vendor No	Vendor Name	Line Item Description	Check No	Invoice Number	Batch Number	GL Account Number	Amount
				Inv# 1751125-00	211562	1751125-00	074.07.2021	60-000-000-53-5316-000C	997.69
								Vendor Total:	1,543.38
00551	LEIBOLD IRRIGATION INC.			Irrigation Communication Diagnose and Repair	211642	0010036-IN	081.08.2021	60-601-000-52-5210-000C	582.47
								Vendor Total:	582.47
00615	MENARDS WEST CHICAGO			Inv# 32195	211408	32195	072.07.2021	60-000-000-54-5441-000C	14.99
				Inv# 33266	211643	33266	081.08.2021	60-000-000-54-5441-000C	593.79
				Inv# 33568	211643	33568	081.08.2021	60-000-000-54-5441-000C	178.36
								Vendor Total:	787.14
00680	Northern Illinois Gas Company			AGC Maintenance Building 061121-071321	211575	1106501000_0721	074.07.2021	60-000-000-52-5261-000C	131.82
								Vendor Total:	131.82
00742	Pepsi Beverages Company			Inv# 30169751 Non-Alcoholic Beverages	211413	30169751	072.07.2021	60-000-000-14-1416-000C	1,063.51
				Inv# 48624002 Non-Alcoholic Beverages	211502	48624002	073.07.2021	60-000-000-14-1416-000C	463.04
				Inv# 49961101 Non-Alcoholic Beverages	211650	49961101	081.08.2021	60-000-000-14-1416-000C	3,466.79
				Inv# 51407805 Non-Alcoholic Beverages	211413	51407805	072.07.2021	60-000-000-14-1416-000C	1,505.93
				Inv# 51890406 Non-Alcoholic Beverages	211650	51890406	081.08.2021	60-000-000-14-1416-000C	1,247.18
				Inv# 72941729 Non-Alcoholic Beverages	211650	72941729	081.08.2021	60-000-000-14-1416-000C	238.80
								Vendor Total:	7,985.25
00792	Reinders Inc			Bushing	211416	1883087-00	072.07.2021	60-601-000-53-5315-000C	126.58
				Tire	211416	1883127-00	072.07.2021	60-601-000-53-5315-000C	114.39
				Bedknife/Hood	211416	1887075-00	072.07.2021	60-601-000-53-5315-000C	639.84
				Bedknife	211416	1887075-01	072.07.2021	60-601-000-53-5315-000C	140.24
				Transaxle Hub Assembly	211416	1887229-00	072.07.2021	60-601-000-53-5315-000C	800.09
								Vendor Total:	1,821.14
00825	Russo Hardware Inc			Inv# SPI10781281	211582	SPI10781281	074.07.2021	60-601-000-53-5315-000C	101.85
				Inv# SPI10781289	211582	SPI10781289	074.07.2021	60-601-000-53-5315-000C	6.99
								Vendor Total:	108.84
00841	Schamberger Bros. Inc.			Inv# 0000434980 Beer	211418	0000434980	072.07.2021	60-000-000-14-1412-000C	607.50
				Inv# 0000435094 Beer	211512	0000435094	073.07.2021	60-000-000-14-1412-000C	459.00
				Inv# 0000435193 Beer	211584	0000435193	074.07.2021	60-000-000-14-1412-000C	246.50
				Inv# 0000435322 Beer	211660	0000435322	081.08.2021	60-000-000-14-1412-000C	514.00
								Vendor Total:	1,827.00
00874	Southern Glazer's Wine And Spirits, LLC			Inv# 3708418 Liquor	211422	3708418	072.07.2021	60-000-000-14-1412-000C	1,642.02
				Inv# 3731852 Liquor	211513	3731852	073.07.2021	60-000-000-14-1412-000C	1,560.39
				Inv# 3742651 Liquor	211661	3742651	081.08.2021	60-000-000-14-1412-000C	2,631.75
				Inv# 3753540 Liquor	211661	3753540	081.08.2021	60-000-000-14-1412-000C	1,482.22
								Vendor Total:	7,316.38
00911	Stuever & Sons Inc			Inv# 0344093 Restaurant Supplies	211424	0344093	072.07.2021	60-612-902-53-5388-000C	20.00
				Inv# 0344093 Beer Line Cleaning	211424	0344093	072.07.2021	60-612-000-52-5210-000C	96.00

Fund	Description	Vendor No	Vendor Name	Line Item Description	Check No	Invoice Number	Batch Number	GL Account Number	Amount
				Inv# 0344876 Beer Line Cleaning	211662	0344876	081.08.2021	60-612-000-52-5210-000C	96.00
								Vendor Total:	212.00
00923	Superior Beverage Co. Inc.			Inv# 384442 Beer	211586	384442	074.07.2021	60-000-000-14-1412-000C	474.00
				Inv# 386062 Beer	211663	386062	081.08.2021	60-000-000-14-1412-000C	598.40
				Inv# 386095 Beer	211663	386095	081.08.2021	60-000-000-14-1412-000C	46.20
								Vendor Total:	1,118.60
00956	Titleist			Repay Discount Taken in Error	211517	0150034288	073.07.2021	60-000-000-14-1432-000C	124.15
				Repay Discount Taken in Error	211517	0150034288	073.07.2021	60-000-000-14-1432-000C	109.67
				Late Fee Inv# 908822813	211517	908822813	073.07.2021	60-000-000-14-1432-000C	0.57
				Late Fee Inv# 910352569	211517	910352569	073.07.2021	60-000-000-14-1432-000C	0.83
				Late Fee Inv# 910421584	211517	910421584	073.07.2021	60-000-000-14-1432-000C	46.02
				48 Dozen Pro V 1	211517	911318277	073.07.2021	60-000-000-14-1432-000C	1,816.32
				Diamond Cub Balls	211517	911351001	073.07.2021	60-000-000-14-1432-000C	356.55
				120 V1's 48 AVX	211589	911367859	074.07.2021	60-000-000-14-1432-000C	4,557.94
								Vendor Total:	7,012.05
01021	Warrenville Fire Protection District			Inv# FP21-70 Firework Display Inspection	211670	FP21-70	081.08.2021	60-612-901-52-5292-000C	450.00
								Vendor Total:	450.00
01023	Waste Management of Illinois Inc			Arrowhead GC 070121-073121	211523	12272113008_0721	073.07.2021	60-000-000-52-5263-000C	565.44
								Vendor Total:	565.44
01043	Wheaton Sanitary District			AGC Maintenance Building 060921-070721	211673	036235000_0721	081.08.2021	60-000-000-52-5264-000C	43.39
				AGC Clubhouse 060921-070721	211673	036431000_0721	081.08.2021	60-000-000-52-5264-000C	706.47
								Vendor Total:	749.86
01058	Windy City Distributing LLC			Inv# 154110 Beer	211528	154110	073.07.2021	60-000-000-14-1412-000C	1,196.17
				Inv# 158276 Beer	211597	158276	074.07.2021	60-000-000-14-1411-0000	98.47
				Inv# 162480 Beer	211674	162480	081.08.2021	60-000-000-14-1412-000C	1,057.67
								Vendor Total:	2,352.31
01068	Wm. F. Meyer Co.			Ejector Pump	211437	S4039495.001	072.07.2021	60-000-000-53-5311-0000	377.65
								Vendor Total:	377.65
02231	Sysco-Chicago			Inv# 424764984 General Grocery	211425	424764984	072.07.2021	60-000-000-14-1415-000C	58.38
				Inv# 424764985 Restaurant Supplies	211425	424764985	072.07.2021	60-612-902-53-5388-000C	118.32
				Inv# 424764985 Produce	211425	424764985	072.07.2021	60-000-000-14-1413-000C	390.96
				Inv# 424764985 Meat	211425	424764985	072.07.2021	60-000-000-14-1411-0000	427.41
				Inv# 424764985 General Grocery	211425	424764985	072.07.2021	60-000-000-14-1415-000C	869.93
				Inv# 424764985 Dairy	211425	424764985	072.07.2021	60-000-000-14-1414-000C	264.23
				Inv# 424764986 Produce	211425	424764986	072.07.2021	60-000-000-14-1413-000C	28.50
				Inv# 424769417 Meat	211425	424769417	072.07.2021	60-000-000-14-1411-0000	467.23
				Inv# 424769417 Cleaning Supplies	211425	424769417	072.07.2021	60-612-000-53-5316-000C	730.90
				Inv# 424769417 General Grocery	211425	424769417	072.07.2021	60-000-000-14-1415-000C	1,691.34
				Inv# 424769417 Non-Alcoholic Beverages	211425	424769417	072.07.2021	60-000-000-14-1416-000C	117.14
				Inv# 424769417 Produce	211425	424769417	072.07.2021	60-000-000-14-1413-000C	1,323.41
				Inv# 424769417 Meat	211425	424769417	072.07.2021	60-000-000-14-1411-0000	591.88

Fund
Vendor No

Description
Vendor Name

Line Item Description	Check No	Invoice Number	Batch Number	GL Account Number	Amount
Inv# 424769417 Dairy	211425	424769417	072.07.2021	60-000-000-14-1414-000C	666.96
Inv# 424773624 Dairy	211425	424773624	072.07.2021	60-000-000-14-1414-000C	334.68
Inv# 424773624 Meat	211425	424773624	072.07.2021	60-000-000-14-1411-0000	429.44
Inv# 424773624 General Grocery	211425	424773624	072.07.2021	60-000-000-14-1415-000C	860.66
Inv# 424773624 Cleaning Supplies	211425	424773624	072.07.2021	60-612-000-53-5316-000C	142.64
Inv# 424773624 Restaurant Supplies	211425	424773624	072.07.2021	60-612-902-53-5388-000C	183.00
Inv# 424773624 Produce	211425	424773624	072.07.2021	60-000-000-14-1413-000C	482.53
Inv# 424775434 Cleaning Supplies	211664	424775434	081.08.2021	60-612-000-53-5316-000C	33.39
Inv# 424779139 Produce	211425	424779139	072.07.2021	60-000-000-14-1413-000C	394.83
Inv# 424779139 Cleaning Supplies	211425	424779139	072.07.2021	60-612-000-53-5316-000C	280.89
Inv# 424779139 General Grocery	211425	424779139	072.07.2021	60-000-000-14-1415-000C	650.49
Inv# 424779139 Restaurant Supplies	211425	424779139	072.07.2021	60-612-902-53-5388-000C	59.79
Inv# 424779139 Dairy	211425	424779139	072.07.2021	60-000-000-14-1414-000C	352.89
Inv# 424779139 Meat	211425	424779139	072.07.2021	60-000-000-14-1411-0000	354.06
Inv# 424779139 Meat	211425	424779139	072.07.2021	60-000-000-14-1411-0000	399.72
Inv# 424782733 Restaurant Supplies	211425	424782733	072.07.2021	60-612-902-53-5388-000C	313.78
Inv# 424782733 Meat	211425	424782733	072.07.2021	60-000-000-14-1411-0000	517.36
Inv# 424782733 Meat	211425	424782733	072.07.2021	60-000-000-14-1411-0000	649.64
Inv# 424782733 Dairy	211425	424782733	072.07.2021	60-000-000-14-1414-000C	509.83
Inv# 424782733 Produce	211425	424782733	072.07.2021	60-000-000-14-1413-000C	595.23
Inv# 424782733 General Grocery	211425	424782733	072.07.2021	60-000-000-14-1415-000C	1,261.31
Inv# 424784656 General Grocery	211664	424784656	081.08.2021	60-000-000-14-1415-000C	117.00
Inv# 424788091 Produce	211425	424788091	072.07.2021	60-000-000-14-1413-000C	1,851.24
Inv# 424788091 Dairy	211425	424788091	072.07.2021	60-000-000-14-1414-000C	783.00
Inv# 424788091 General Grocery	211425	424788091	072.07.2021	60-000-000-14-1415-000C	2,373.42
Inv# 424788091 Restaurant Supplies	211425	424788091	072.07.2021	60-612-902-53-5388-000C	38.76
Inv# 424788091 Cleaning Supplies	211425	424788091	072.07.2021	60-612-000-53-5316-000C	240.14
Inv# 424788091 Meat	211425	424788091	072.07.2021	60-000-000-14-1411-0000	1,204.98
Inv# 424788091 Meat	211425	424788091	072.07.2021	60-000-000-14-1411-0000	1,304.48
Inv# 424794124 Meat	211515	424794124	073.07.2021	60-000-000-14-1411-0000	359.50
Inv# 424794124 Produce	211515	424794124	073.07.2021	60-000-000-14-1413-000C	202.91
Inv# 424794124 General Grocery	211515	424794124	073.07.2021	60-000-000-14-1415-000C	799.52
Inv# 424794124 Dairy	211515	424794124	073.07.2021	60-000-000-14-1414-000C	117.21
Inv# 424794124 Cleaning Supplies	211515	424794124	073.07.2021	60-612-000-53-5316-000C	285.28
Inv# 424794124 Restaurant Supplies	211515	424794124	073.07.2021	60-612-902-53-5388-000C	202.40
Inv# 424797135 Cleaning Supplies	211425	424797135	072.07.2021	60-612-000-53-5316-000C	106.44
Inv# 424797135 Dairy	211425	424797135	072.07.2021	60-000-000-14-1414-000C	586.80
Inv# 424797135 General Grocery	211425	424797135	072.07.2021	60-000-000-14-1415-000C	598.97
Inv# 424797135 Meat	211425	424797135	072.07.2021	60-000-000-14-1411-0000	930.86
Inv# 424797135 Produce	211425	424797135	072.07.2021	60-000-000-14-1413-000C	429.14
Inv# 424797135 Restaurant Supplies	211425	424797135	072.07.2021	60-612-902-53-5388-000C	693.70
Inv# 424798923 General Grocery	211664	424798923	081.08.2021	60-000-000-14-1415-000C	28.08
Inv# 424804947 Produce	211425	424804947	072.07.2021	60-000-000-14-1413-000C	829.49
Inv# 424804947 Meat	211425	424804947	072.07.2021	60-000-000-14-1411-0000	368.76
Inv# 424804947 Meat	211425	424804947	072.07.2021	60-000-000-14-1411-0000	1,145.48
Inv# 424804947 General Grocery	211425	424804947	072.07.2021	60-000-000-14-1415-000C	1,168.70
Inv# 424804947 Dairy	211425	424804947	072.07.2021	60-000-000-14-1414-000C	508.20
Inv# 424804947 Cleaning Supplies	211425	424804947	072.07.2021	60-612-000-53-5316-000C	172.67
Inv# 424806680 Restaurant Supplies	211664	424806680	081.08.2021	60-612-902-53-5388-000C	6.96
Inv# 424806683 Restaurant Supplies	211664	424806683	081.08.2021	60-612-902-53-5388-000C	14.43
Inv# 424810782 Dairy	211664	424810782	081.08.2021	60-000-000-14-1414-000C	401.31
Inv# 424810782 Meat	211664	424810782	081.08.2021	60-000-000-14-1411-0000	701.14
Inv# 424810782 Meat	211664	424810782	081.08.2021	60-000-000-14-1411-0000	415.97
Inv# 424810782 General Grocery	211664	424810782	081.08.2021	60-000-000-14-1415-000C	1,521.40
Inv# 424810782 Produce	211664	424810782	081.08.2021	60-000-000-14-1413-000C	498.02
Inv# 424813711 Produce	211515	424813711	073.07.2021	60-000-000-14-1413-000C	873.83
Inv# 424813711 General Grocery	211515	424813711	073.07.2021	60-000-000-14-1415-000C	1,644.58
Inv# 424813711 Cleaning Supplies	211515	424813711	073.07.2021	60-612-000-53-5316-000C	213.96

Fund **Description**
Vendor No **Vendor Name**

Line Item Description	Check No	Invoice Number	Batch Number	GL Account Number	Amount
Inv# 424813711 Restaurant Supplies	211515	424813711	073.07.2021	60-612-902-53-5388-000C	143.44
Inv# 424813711 Dairy	211515	424813711	073.07.2021	60-000-000-14-1414-000C	849.34
Inv# 424813711 Meat	211515	424813711	073.07.2021	60-000-000-14-1411-0000	869.68
Inv# 424813711 Meat	211515	424813711	073.07.2021	60-000-000-14-1411-0000	200.73
Inv# 424815646 General Grocery	211664	424815646	081.08.2021	60-000-000-14-1415-000C	45.64
Inv# 424815692 Restaurant Supplies	211664	424815692	081.08.2021	60-612-902-53-5388-000C	15.24
Inv# 424818964 Meat	211587	424818964	074.07.2021	60-000-000-14-1411-0000	1,740.97
Inv# 424818964 Cleaning Supplies	211587	424818964	074.07.2021	60-612-000-53-5316-000C	258.67
Inv# 424818964 Produce	211587	424818964	074.07.2021	60-000-000-14-1413-000C	1,508.33
Inv# 424818964 General Grocery	211587	424818964	074.07.2021	60-000-000-14-1415-000C	2,087.84
Inv# 424818964 Restaurant Supplies	211587	424818964	074.07.2021	60-612-902-53-5388-000C	287.97
Inv# 424818964 Meat	211587	424818964	074.07.2021	60-000-000-14-1411-0000	409.76
Inv# 424818964 Dairy	211587	424818964	074.07.2021	60-000-000-14-1414-000C	879.12
Inv# 424820643 Restaurant Supplies	211664	424820643	081.08.2021	60-612-902-53-5388-000C	31.14
Inv# 424823915 General Grocery	211664	424823915	081.08.2021	60-000-000-14-1415-000C	147.36
Inv# 424824050 Restaurant Supplies	211664	424824050	081.08.2021	60-612-902-53-5388-000C	183.94
Inv# 424824384 Dairy	211664	424824384	081.08.2021	60-000-000-14-1414-000C	100.78
Inv# 424824384 General Grocery	211664	424824384	081.08.2021	60-000-000-14-1415-000C	469.18
Inv# 424824384 Produce	211664	424824384	081.08.2021	60-000-000-14-1413-000C	108.77
Inv# 424824384 Banquet Supplies	211664	424824384	081.08.2021	60-612-901-53-5390-000C	16.69
Inv# 424824384 Meat	211664	424824384	081.08.2021	60-000-000-14-1411-0000	365.54
Inv# 424828141 Meat	211664	424828141	081.08.2021	60-000-000-14-1411-0000	188.25
Inv# 424828141 Produce	211664	424828141	081.08.2021	60-000-000-14-1413-000C	484.99
Inv# 424828141 Dairy	211664	424828141	081.08.2021	60-000-000-14-1414-000C	338.71
Inv# 424828141 General Grocery	211664	424828141	081.08.2021	60-000-000-14-1415-000C	761.80
Inv# 424828141 Restaurant Supplies	211664	424828141	081.08.2021	60-612-902-53-5388-000C	59.56
Inv# 424828141 Cleaning Supplies	211664	424828141	081.08.2021	60-612-000-53-5316-000C	280.89
Inv# 424830146 General Grocery	211664	424830146	081.08.2021	60-000-000-14-1415-000C	43.55
Inv# 424842408 Meat	211664	424842408	081.08.2021	60-000-000-14-1411-0000	118.93
Inv# 424842408 Meat	211664	424842408	081.08.2021	60-000-000-14-1411-0000	86.60
Inv# 424842408 General Grocery	211664	424842408	081.08.2021	60-000-000-14-1415-000C	916.46
Inv# 424842408 Dairy	211664	424842408	081.08.2021	60-000-000-14-1414-000C	586.91
Inv# 424842408 Cleaning Supplies	211664	424842408	081.08.2021	60-612-000-53-5316-000C	182.79
Inv# 424842408 Produce	211664	424842408	081.08.2021	60-000-000-14-1413-000C	1,036.81
Inv# 424842747 Meat	211664	424842747	081.08.2021	60-000-000-14-1411-0000	104.19
Vendor Total:					56,202.05
02235 Highland Baking Co					
Inv# 0002485196 General Grocery	211637	0002485196	081.08.2021	60-000-000-14-1415-000C	68.42
Inv# 0002487728 General Grocery	211637	0002487728	081.08.2021	60-000-000-14-1415-000C	180.39
Inv# 0002498843 General Grocery	211391	0002498843	072.07.2021	60-000-000-14-1415-000C	81.45
Inv# 0002499298 General Grocery	211391	0002499298	072.07.2021	60-000-000-14-1415-000C	10.52
Inv# 0002499343 General Grocery	211391	0002499343	072.07.2021	60-000-000-14-1415-000C	59.60
Inv# 0002499991 General Grocery	211391	0002499991	072.07.2021	60-000-000-14-1415-000C	80.51
Inv# 0002500884 General Grocery	211391	0002500884	072.07.2021	60-000-000-14-1415-000C	205.10
Inv# 0002501781 General Grocery	211391	0002501781	072.07.2021	60-000-000-14-1415-000C	131.54
Inv# 0002502141 General Grocery	211486	0002502141	073.07.2021	60-000-000-14-1415-000C	50.30
Inv# 0002502366 General Grocery	211486	0002502366	073.07.2021	60-000-000-14-1415-000C	105.28
Inv# 0002503384 General Grocery	211486	0002503384	073.07.2021	60-000-000-14-1415-000C	59.13
Inv# 0002504047 General Grocery	211486	0002504047	073.07.2021	60-000-000-14-1415-000C	40.36
Inv# 0002504923 General Grocery	211486	0002504923	073.07.2021	60-000-000-14-1415-000C	259.89
Inv# 0002505844 General Grocery	211486	0002505844	073.07.2021	60-000-000-14-1415-000C	181.50
Inv# 0002507049 General Grocery	211561	0002507049	074.07.2021	60-000-000-14-1415-000C	42.84
Inv# 0002508703 General Grocery	211561	0002508703	074.07.2021	60-000-000-14-1415-000C	264.29
Inv# 0002509588 General Grocery	211561	0002509588	074.07.2021	60-000-000-14-1415-000C	136.53
Inv# 0002511666 General Grocery	211637	0002511666	081.08.2021	60-000-000-14-1415-000C	73.76
Inv# 0002512624 General Grocery	211637	0002512624	081.08.2021	60-000-000-14-1415-000C	173.45
Inv# 0002514253 General Grocery	211637	0002514253	081.08.2021	60-000-000-14-1415-000C	214.85

Fund	Description	Vendor No	Vendor Name	Line Item Description	Check No	Invoice Number	Batch Number	GL Account Number	Amount
								Vendor Total:	2,419.71
02263	Heritage Wine Cellars Ltd.								
Inv# 1009070 Wine		211484	1009070	073.07.2021	60-000-000-14-1412-0000				798.00
								Vendor Total:	798.00
02265	Parts Town								
Inv# 27366368		211578	27366368	074.07.2021	60-612-000-54-5441-0000				150.14
Inv# 27366422		211578	27366422	074.07.2021	60-612-000-54-5441-0000				491.44
								Vendor Total:	641.58
02289	Covered Affairs								
Inv# 61571 Premium Banquet Services		211620	61571	081.08.2021	60-612-901-52-5292-0000				321.00
Inv# 61624 Wedding Linens		211620	61624	081.08.2021	60-612-901-52-5292-0000				190.00
								Vendor Total:	511.00
02796	NAPA								
Invoice # 4496-141314		211410	141314	072.07.2021	60-601-000-53-5315-0000				159.10
								Vendor Total:	159.10
03113	Airgas National Carbonation								
Bulk CO2 Inv# 9115029101		211441	9115029101	073.07.2021	60-612-000-52-5220-0000				125.46
								Vendor Total:	125.46
03125	Engineering Resource Associates Inc.								
Chemical Building		211627	18111900.12	081.08.2021	60-601-000-57-5701-0000				750.00
								Vendor Total:	750.00
03163	Advanced Turf Solutions								
14-7-14 Contec Dg		211440	SO882897	073.07.2021	60-601-000-53-5335-0000				1,306.50
Dimension 2EW		211440	SO882903	073.07.2021	60-601-000-53-5335-0000				1,517.30
Tourney/Aloft		211440	SO882906.1	073.07.2021	60-601-000-53-5335-0000				6,558.20
Ball Mark Repair Tool		211363	SO907062	072.07.2021	60-601-000-53-5342-0000				443.32
Drop Area Signage		211363	SO924103	072.07.2021	60-601-000-53-5342-0000				270.00
Everwhite Cup Liners		211440	SO940679	073.07.2021	60-601-000-53-5343-0000				86.16
								Vendor Total:	10,181.48
03266	Alta Construction Equipment Illinois, LLC								
Inv# SP4/32887		211537	SP4/32887	074.07.2021	60-601-000-53-5315-0000				68.57
								Vendor Total:	68.57
03294	CityCom Marketing LLC								
Golf Agreement		211374	104962	072.07.2021	60-611-415-54-5426-0000				500.00
								Vendor Total:	500.00
03481	Tressler LLP								
Services through 063021		211518	431931	073.07.2021	60-000-000-52-5207-0000				1,100.00
								Vendor Total:	1,100.00
03574	The Knot Worldwide Inc								
The Knot Wedding Agreement 2021		211427	INVUSD591304085	072.07.2021	60-612-415-54-5426-0000				3,280.50
								Vendor Total:	3,280.50
03754	Comcast Cable								
AGC Clubhouse 071421-081321		211459	87712049102197_08	073.07.2021	60-000-000-52-5262-0000				243.35

Fund	Description	Vendor No	Vendor Name	Line Item Description	Check No	Invoice Number	Batch Number	GL Account Number	Amount

Fund **Description**
Vendor No **Vendor Name**

Line Item Description	Check No	Invoice Number	Batch Number	GL Account Number	Amount
383 Gallons of Regular Gasoline	211387	3793486	072.07.2021	60-601-000-53-5348-000C	1,058.96
463 Gallons of Regular Gasoline	211387	3795508	072.07.2021	60-601-000-53-5348-000C	1,235.70
250 Gallons of Diesel Fuel	211387	3795509	072.07.2021	60-601-000-53-5348-000C	565.04
70 Gallons of Diesel Fuel	211387	3798850	072.07.2021	60-601-000-53-5348-000C	159.40
553 Gallons of Regular Gasoline	211387	3798851	072.07.2021	60-601-000-53-5348-000C	1,501.35
526 Gallons of Regular Gasoline	211629	3801569	081.08.2021	60-601-000-53-5348-000C	1,440.16
503 Gallons of Regular Gasoline	211629	3803280	081.08.2021	60-601-000-53-5348-000C	1,359.57
400 Gallons of Diesel Fuel	211629	3806301	081.08.2021	60-601-000-53-5348-000C	947.66
808 Gallons of Regular Gasoline	211629	3806302	081.08.2021	60-601-000-53-5348-000C	2,244.57
Vendor Total:					12,459.24
04928 Elevator Inspection Services Company Inc					
Semi-Annual Inspection	211385	101475	072.07.2021	60-000-000-54-5441-000C	50.00
Vendor Total:					50.00
04956 Range Servant America Inc.					
Replacement Pin Pad for Ball Machine	211656	108705	081.08.2021	60-611-912-53-5342-0000	1,263.36
Vendor Total:					1,263.36
05007 Clarke Environmental Mosquito Mgmt Inc					
Mosquito Spraying Inv# 001017044	211614	001017044	081.08.2021	60-000-000-52-5210-000C	863.00
Vendor Total:					863.00
05138 Wyatts CO2 & Beer Line Cleaning					
Inv# 027284 Nitro Tanks	211599	027284	074.07.2021	60-612-902-53-5388-000C	70.00
Inv# 027481 Nitro Tanks	211599	027481	074.07.2021	60-612-902-53-5388-000C	70.00
Vendor Total:					140.00
05221 Classic Fence Inc.					
Fence Repair	211375	21-658	072.07.2021	60-601-000-53-5306-000C	2,880.00
Vendor Total:					2,880.00
05540 Performance Chemical & Supply					
Inv# 263014	211414	263014	072.07.2021	60-000-000-53-5316-000C	184.17
Inv# 263881	211579	263881	074.07.2021	60-000-000-53-5316-000C	588.70
Vendor Total:					772.87
05750 Bones Transportation Inc.					
Tour Grade Signature Bunker Sand Delivery	211451	14011	073.07.2021	60-601-000-53-5331-000C	1,214.22
Vendor Total:					1,214.22
05765 Luetkehans, Phillip					
Services through 07/14/21	211571	52	074.07.2021	60-000-000-52-5207-000C	666.00
Vendor Total:					666.00
05810 US Bank Equipment Finance					
AGC Clubhouse JUL 2021	211521	82279_0721	073.07.2021	60-000-000-52-5211-0000	568.04
Vendor Total:					568.04
05816 Breakthru Beverage Illinois, LLC					
Inv# 340010462 Liquor	211370	340010462	072.07.2021	60-000-000-14-1412-000C	1,639.26
Inv# 340122558 Liquor	211370	340122558	072.07.2021	60-000-000-14-1412-000C	1,734.34
Inv# 340186730 Liquor	211452	340186730	073.07.2021	60-000-000-14-1412-000C	946.41
Inv# 340281720 Liquor	211609	340281720	081.08.2021	60-000-000-14-1412-000C	1,249.25
Inv# 340362548 Liquor	211609	340362548	081.08.2021	60-000-000-14-1412-000C	2,132.04

Fund	Description	Vendor No	Vendor Name	Line Item Description	Check No	Invoice Number	Batch Number	GL Account Number	Amount
Vendor Total:									7,701.30
05830	Ahead LLC								
	Ball Markers	211603	INV0489312	081.08.2021	60-000-000-14-1430-000C				266.96
Vendor Total:									266.96
05891	S2D2 Productions, Inc.								
	Inv# 21-0236 Wedding Lighting	211417	Inv21-0236	072.07.2021	60-612-901-52-5292-000C				1,416.78
	Inv# 21-0253 Wedding Lighting	211417	Inv21-0253	072.07.2021	60-612-901-52-5292-000C				1,166.76
	Inv# 21-0257 Wedding Lighting	211659	Inv21-0257	081.08.2021	60-612-901-52-5292-000C				1,416.78
Vendor Total:									4,000.32
06027	DeEtta's Bakery Inc								
	Inv# 3087 Wedding Cake	211468	3087	073.07.2021	60-612-901-52-5292-000C				425.00
	Inv# 3107 Premium Banquet Service	211624	3107	081.08.2021	60-612-901-52-5292-000C				120.00
	Inv# 3108 Premium Banquet Service	211624	3108	081.08.2021	60-612-901-52-5292-000C				175.00
	Inv# 3111 Premium Banquet Service	211624	3111	081.08.2021	60-612-901-52-5292-000C				168.15
	Inv# 3127 Wedding Cake	211624	3127	081.08.2021	60-612-901-52-5292-000C				470.00
Vendor Total:									1,358.15
06228	Voyant Communications								
	Marketing 070121-073121	211434	111390_0721	072.07.2021	60-000-415-52-5262-000C				91.78
	Golf Maintenance 070121-073121	211434	111390_0721	072.07.2021	60-601-000-52-5262-000C				60.13
	Golf 070121-073121	211434	111390_0721	072.07.2021	60-611-000-52-5262-000C				189.89
	Banquet 070121-073121	211434	111390_0721	072.07.2021	60-612-901-52-5262-000C				212.04
	Restaurant 070121-073121	211434	111390_0721	072.07.2021	60-612-902-52-5262-000C				202.55
	Ski 070121-073121	211434	111390_0721	072.07.2021	60-613-000-52-5262-000C				18.99
Vendor Total:									775.38
06308	Westlake Hardware Inc								
	Supplies	211672	12607381	081.08.2021	60-601-000-53-5315-000C				69.76
	Supplies	211672	12607381	081.08.2021	60-601-000-53-5335-000C				53.96
	Inv# 12607385	211672	12607385	081.08.2021	60-000-000-53-5316-000C				46.00
	Inv# 12607391	211672	12607391	081.08.2021	60-601-000-53-5315-000C				54.14
	Silicone	211672	12607439	081.08.2021	60-000-000-54-5441-000C				21.75
	Digital Scale	211672	12607473	081.08.2021	60-601-000-53-5342-000C				26.99
Vendor Total:									272.60
06434	Concentric Ventures Incorporated								
	Inv# 9893 June Liquor Consulting	211378	9893	072.07.2021	60-612-000-52-5210-000C				1,125.00
Vendor Total:									1,125.00
06542	Call One, Inc.								
	AGC 071521-081421	211454	97900018657_0821	073.07.2021	60-000-000-52-5262-000C				103.75
Vendor Total:									103.75
06586	Alexian Brothers Ambulatory Group								
	Back Evaluations - Banquet	211442	720023	073.07.2021	60-418-901-52-5208-000C				44.00
	Back Evaluations - Kitchen/Restaurant	211442	720023	073.07.2021	60-418-902-52-5208-000C				88.00
	Back Evaluations - Golf Maintenance	211442	720023	073.07.2021	60-418-912-52-5208-000C				349.00
	Back Evaluations	211364	720083	072.07.2021	60-418-000-52-5208-000C				44.00
	Back Evaluations	211364	720416	072.07.2021	60-418-000-52-5208-000C				129.00
	Back Evaluations	211364	720512	072.07.2021	60-418-000-52-5208-000C				44.00
	Back Evaluations	211364	720712	072.07.2021	60-418-000-52-5208-000C				44.00
	Back Evaluations	211364	720722	072.07.2021	60-418-902-52-5208-000C				44.00
	Back Evaluations	211364	720752	072.07.2021	60-418-902-52-5208-000C				105.00
	Back Evaluations	211364	720752	072.07.2021	60-418-000-52-5208-000C				88.00

Fund	Description	Vendor No	Vendor Name	Line Item Description	Check No	Invoice Number	Batch Number	GL Account Number	Amount
				Back Evaluations	211364	720865	072.07.2021	60-418-000-52-5208-000C	88.00
				Back Evaluations	211364	720954	072.07.2021	60-418-000-52-5208-000C	44.00
								Vendor Total:	1,111.00
06626	Cozzini Bros, Inc.			Inv# C9587308 Cutlery Service	211382	C9587308	072.07.2021	60-612-000-52-5210-000C	30.00
				Inv# C9643428 Cutlery Service	211621	C9643428	081.08.2021	60-612-000-52-5210-000C	32.00
								Vendor Total:	62.00
06640	Yamaha Motor Finance Corporation U.S.A.			GPS Lease July 2021	211529	747773	073.07.2021	60-611-000-52-5211-0000	3,080.00
								Vendor Total:	3,080.00
06670	Brinks Incorporated			07/21 Armored Services for AGC	211371	11613850	072.07.2021	60-000-000-52-5214-000C	103.16
								Vendor Total:	103.16
06674	Lingo Communications LLC			AGC Golf 070421-080321	211405	960579_0821	072.07.2021	60-611-000-52-5262-0000	181.82
				AGC Banquets 070421-080321	211405	960579_0821	072.07.2021	60-612-901-52-5262-000C	181.82
				AGC Restaurant 070421-080321	211405	960579_0821	072.07.2021	60-612-902-52-5262-000C	187.33
								Vendor Total:	550.97
06687	Van-Lang Enterprises			Inv# 101146 General Grocery	211433	101146	072.07.2021	60-000-000-14-1415-000C	1,074.00
				Inv# 101233 General Grocery	211522	101233	073.07.2021	60-000-000-14-1415-000C	1,592.00
				Inv# 101250 General Grocery	211522	101250	073.07.2021	60-000-000-14-1415-000C	138.00
				Inv# 101444 General Grocery	211669	101444	081.08.2021	60-000-000-14-1415-000C	576.00
								Vendor Total:	3,380.00
06696	Pro Staffing Inc.			Inv# 6262 Temp Staff for F&B	211653	6262	081.08.2021	60-612-000-52-5210-000C	1,053.50
				Inv# 6297 Temp Staffing for F&B	211415	6297	072.07.2021	60-612-000-52-5210-000C	338.63
				Inv# 6318 Temp Staff for F&B	211580	6318	074.07.2021	60-612-000-52-5210-000C	510.63
				Inv# 6370 Temp Staff for F&B	211653	6370	081.08.2021	60-612-000-52-5210-000C	172.00
								Vendor Total:	2,074.76
06790	Covia Holdings Corporation			Bunker Sand	211381	82036515	072.07.2021	60-601-000-53-5331-000C	1,281.13
								Vendor Total:	1,281.13
06804	Total Fire & Safety			Inv# 9610592	211429	9610592	072.07.2021	60-000-000-52-5211-0000	396.95
								Vendor Total:	396.95
06835	Windmill Ginger Brew LLC			Inv# 3721 Non-Alcoholic Beverages	211527	3721	073.07.2021	60-000-000-14-1416-000C	156.00
				Inv# 3752 Non-Alcoholic Beverages	211596	3752	074.07.2021	60-000-000-14-1416-000C	114.00
								Vendor Total:	270.00
06900	Two Brothers Coffee Roasters			Inv# 21407 Non-Alcoholic Beverages	211592	21407	074.07.2021	60-000-000-14-1416-000C	343.65
				Inv# 21407 Restaurant Supplies	211592	21407	074.07.2021	60-612-902-53-5388-000C	109.00
				Inv# 21770 Non-Alcoholic Beverages	211432	21770	072.07.2021	60-000-000-14-1416-000C	205.10
				Inv# 21805 Non-Alcoholic Beverages	211520	21805	073.07.2021	60-000-000-14-1416-000C	155.10
				Inv# 21893 Non-Alcoholic Beverages	211592	21893	074.07.2021	60-000-000-14-1416-000C	368.85

Fund	Description					
Vendor No	Vendor Name					
Line Item Description		Check No	Invoice Number	Batch Number	GL Account Number	Amount
Vendor Total:						1,181.70
06924	Shakertown Corp					
AGC Siding		211585	50799	074.07.2021	60-000-000-53-5313-0000	25,000.00
Vendor Total:						25,000.00
06940	Advocate Health and Hospitals Corporation					
Back Evaluations		211535	799220	074.07.2021	60-418-902-52-5208-0000	57.00
Back Evaluations		211535	799457	074.07.2021	60-418-902-52-5208-0000	114.00
Back Evaluations		211535	799457	074.07.2021	60-418-912-52-5208-0000	57.00
Back Evaluations		211535	799457	074.07.2021	60-418-901-52-5208-0000	57.00
Vendor Total:						285.00
Fund Total:						302,570.27
70	Information Technology					
05743	Advanced Intelligence Engineering					
Surface Deployment and Set up for Finance		211601	11580	081.08.2021	70-000-000-52-5240-0000	500.00
Monthly Support July 2021		211362	11632	072.07.2021	70-000-000-52-5240-0000	16,843.98
Adobe Acrobat Pro DC for Teams		211534	11660	074.07.2021	70-000-000-52-5240-0000	33.05
Vendor Total:						17,377.03
06228	Voyant Communications					
IS&T 070121-073121		211434	111390_0721	072.07.2021	70-000-000-52-5262-0000	18.99
Vendor Total:						18.99
Fund Total:						17,396.02
75	Health Insurance					
00270	Flexible Benefit Service Corp.					
Flex/Cobra Admin Fees for June 2021		211630	FBS-211294	081.08.2021	75-000-000-52-5274-0000	60.00
Vendor Total:						60.00
06726	Dearborn Life Insurance Company					
Foundation% Insurance August 2021		211623	080121	081.08.2021	75-000-000-12-1221-0000	5.77
WDSRA% Insurance August 2021		211623	080121	081.08.2021	75-000-000-12-1222-0000	12.28
IMRF Retiree Vision Insurance August 2021		211623	080121	081.08.2021	75-000-000-21-2137-0000	13.34
GTL Insurance August 2021		211623	080121	081.08.2021	75-000-000-52-5230-0000	1,900.99
Vision Insurance August 2021		211623	080121	081.08.2021	75-000-000-52-5231-0000	1,171.94
Vendor Total:						3,104.32
Fund Total:						3,164.32
Report Total:						1,371,065.78

Accounts Payable

Checks Approval Document

User: rtucker
Printed: 8/10/2021 - 9:26 AM




Wheaton Park District


Board of Commissioners Report From the Period Beginning July 14, 2021 and Ending August 10, 2021.

Fund	Description	Amount
10	General	108,600.46
20	Recreation	38,166.91
22	Cosley Zoo	4,479.18
23	Liability	40,031.45
25	FICA	557.18
26	IMRF	55,277.40
40	Capital Projects	156.19
60	Golf Fund	51,971.10
70	Information Technology	215.97
75	Health Insurance	109,277.82
Report Total:		408,733.66

To the Board of Commissioners

The payment of the above listed accounts has been accepted by the Park District Board of Commissioners at their meeting held on August 18, 2021.


(Treasurer)


(Secretary)

Accounts Payable

Checks Approval List

User: rtucker
Printed: 8/10/2021 - 9:28 AM



Wheaton Park District

Board of Commissioners Report From the Period Beginning July 14, 2021 and Ending August 10, 2021.

Fund Description

Vendor No Vendor Name

Line Item Description	Check No	Invoice Number	Batch Number	GL Account Number	Amount
10 General					
00269 Euclid Beverage					
Additional Euclid Beer	166709	W-2734168	161.08.2021	10-000-416-53-5346-1903	2,000.00
Beer from Euclid	166709	W-2734168	161.08.2021	10-000-416-53-5346-1903	7,860.30
Rentals and Supplies	166709	W-2738548	161.08.2021	10-000-416-53-5346-1903	1,110.00
Vendor Total:					10,970.30
00448 IL LIQUOR CONTROL COMM.					
2021 Brew Fest Liquor License	0	070221BF	141.07.2021	10-000-416-52-5241-1903	100.00
Vendor Total:					100.00
00465 I.M.R.F.					
06/2021 IMRF	0	063021	141.07.2021	10-000-000-21-2123-000C	6,649.61
06/2021 IMRF	0	063021	141.07.2021	10-000-000-21-2124-000C	28,991.64
Vendor Total:					35,641.25
00766 Pre-Paid Legal Service Inc					
07/21 Pre-Paid Legal Shield	0	073121	141.07.2021	10-000-000-21-2127-000C	623.92
Vendor Total:					623.92
00841 Schamberger Bros. Inc.					
Schamberger Bros Beer for Brew Fest	166715	080621	161.08.2021	10-000-416-53-5346-1903	1,545.50
Vendor Total:					1,545.50
01058 Windy City Distributing LLC					
Windy City Beer for Brew Fest	166717	080421	161.08.2021	10-000-416-53-5346-1903	2,496.50
Vendor Total:					2,496.50
01091 Aflac					
July 2021 Aflac	0	722593	141.07.2021	10-000-000-21-2131-000C	433.20
July 2021 Aflac	0	722593	141.07.2021	10-000-000-21-2132-000C	218.07
Vendor Total:					651.27
03829 Texas Life Insurance Company					
Texas Life Insurance July 2021	0	SB08FS202107140	141.07.2021	10-000-000-21-2130-000C	279.06
Vendor Total:					279.06
04045 Louis Glunz Beer Inc.					
Beer from Glunz	166712	454401	161.08.2021	10-000-416-53-5346-1903	1,041.38
Glunz Deposit	166713	454402	161.08.2021	10-000-416-53-5346-1903	1,010.00
Vendor Total:					2,051.38
04121 UMB Bank N.A.					
Sign Supplies	0	0118_2106030000	171.07.2021	10-101-000-53-5314-000C	1,005.02
Cedar Boards	0	0118_2106030000	171.07.2021	10-101-000-53-5314-000C	93.77
Sign Frames	0	0118_2106090000	171.07.2021	10-101-000-53-5314-000C	299.18
Hardware	0	0118_2106100000	171.07.2021	10-101-000-53-5334-000C	39.48

Fund	Description	Vendor No	Vendor Name	Line Item Description	Check No	Invoice Number	Batch Number	GL Account Number	Amount
				Lang Ice Company	0	0134_2106080000	171.07.2021	10-000-416-53-5346-1906	160.00
				Flags	0	0134_2106120000	171.07.2021	10-000-416-53-5346-1902	26.58
				Lang Ice Company	0	0134_2106280000	171.07.2021	10-000-416-53-5346-1906	200.00
				Office Supplies	0	0140_2106060000	171.07.2021	10-430-000-53-5302-000C	35.99
				Storage Trays	0	0140_2106230000	171.07.2021	10-430-000-53-5302-000C	22.99
				Google Storage Monthly	0	0173_2106020000	171.07.2021	10-000-415-54-5425-000C	9.99
				Flag Clips	0	0182_2106020000	171.07.2021	10-101-000-53-5310-000C	59.89
				Solar Top Pole Mount	0	0182_2106040000	171.07.2021	10-101-000-53-5312-000C	1,005.74
				Fencing	0	0182_2106070000	171.07.2021	10-101-000-53-5308-000C	239.98
				Cleaning Cloth	0	0182_2106070000	171.07.2021	10-101-000-53-5316-000C	49.87
				Baby Changing Station	0	0182_2106070000	171.07.2021	10-101-000-53-5313-1904	390.37
				16 Gallon Trash Bins	0	0182_2106120000	171.07.2021	10-101-000-53-5313-1904	117.96
				Cord Management Supplies	0	0182_2106170000	171.07.2021	10-101-000-53-5313-1904	46.00
				Lock Lube	0	0182_2106250000	171.07.2021	10-101-000-53-5334-000C	87.63
				Bandshell Door	0	0182_2106250000	171.07.2021	10-101-000-53-5313-1904	54.55
				Bandshell Flag Holders	0	0182_2106280000	171.07.2021	10-101-000-53-5313-1904	115.96
				Playground Repair Tools	0	0182_2106280000	171.07.2021	10-101-000-53-5345-000C	62.97
				Trash Cans	0	0182_2106300000	171.07.2021	10-101-000-53-5316-000C	236.20
				Illinois Basset Course	0	0208_2106040000	171.07.2021	10-101-000-54-5432-000C	14.75
				Landscape Supplies	0	0215_2106150000	171.07.2021	10-101-000-53-5331-000C	397.14
				Hoses	0	0215_2106170000	171.07.2021	10-101-000-53-5333-000C	465.27
				Safety Glasses/ Bandages	0	0314_2106020000	171.07.2021	10-101-000-53-5303-000C	32.56
				Gloves/ Dry Erase Board/ Soap	0	0314_2106020000	171.07.2021	10-101-000-53-5316-000C	165.95
				Illinois On-Site Basset Certification	0	0314_2106030000	171.07.2021	10-101-000-54-5432-000C	14.75
				Ant Traps	0	0314_2106030000	171.07.2021	10-101-000-53-5316-000C	5.94
				Ant Traps	0	0314_2106050000	171.07.2021	10-101-000-53-5316-000C	27.92
				Notary Application Training	0	0314_2106070000	171.07.2021	10-101-000-54-5432-000C	76.95
				Office Supplies	0	0314_2106180000	171.07.2021	10-101-000-53-5302-000C	23.67
				Office Supplies	0	0314_2106240000	171.07.2021	10-101-000-53-5302-000C	96.38
				Office Supplies	0	0314_2106240000	171.07.2021	10-101-000-53-5302-000C	28.71
				Office Supplies	0	0314_2106260000	171.07.2021	10-101-000-53-5302-000C	15.83
				Candy for Parade	0	0314_2106290000	171.07.2021	10-101-000-53-5314-000C	249.90
				Wasp Spray	0	0314_2106290000	171.07.2021	10-101-000-53-5333-000C	98.82
				June WSJ Subscription	0	0422_2106020000	171.07.2021	10-419-000-54-5425-000C	38.99
				Illinois On-Site Basset Certification	0	0439_2106040000	171.07.2021	10-000-415-54-5432-000C	13.95
				Race Wheaton Runner Gift	0	0439_2106070000	171.07.2021	10-000-416-53-5346-191C	211.81
				Portable Speaker/Microphone	0	0439_2106170000	171.07.2021	10-000-416-53-5346-1906	169.99
				Eventbrite Equipment for Summer Concert Serie	0	0439_2106280000	171.07.2021	10-000-416-53-5346-1906	645.00
				Illinois Basset On & Off Site Certifications	0	0454_2106030000	171.07.2021	10-000-416-52-5241-1906	19.75
				Annual License Fee ASCAP	0	0463_2106090000	171.07.2021	10-000-000-54-5425-000C	245.91
				Lions Hole Sponsorship for Wheaton Park Distri	0	0463_2106180000	171.07.2021	10-000-000-54-5438-000C	166.66
				Lions Hole Sponsorship for AGC	0	0463_2106250000	171.07.2021	10-000-000-54-5438-000C	166.67
				Funeral Flowers for Employee Family	0	0463_2106300000	171.07.2021	10-000-000-54-5434-000C	38.17
				Project Specialist	0	0470_2106030000	171.07.2021	10-418-000-54-5426-000C	165.00
				Illinois Basset On & Off Site Certifications	0	0504_2106070000	171.07.2021	10-101-000-54-5432-000C	19.75
				Panels and Posts	0	0504_2106100000	171.07.2021	10-101-000-53-5308-000C	851.86
				Panels and Posts Return	0	0504_2106140000	171.07.2021	10-101-000-53-5308-000C	-145.48
				Panels and Posts Tax Refund	0	0504_2106140000	171.07.2021	10-101-000-53-5308-000C	-63.10
				Supplies for 855	0	0538_2106050000	171.07.2021	10-101-000-53-5316-000C	306.59
				Cleaning Supplies for 855	0	0538_2106290000	171.07.2021	10-101-856-53-5316-000C	401.54
				Annual Report Award Program 2020 Application	0	0686_2106110000	171.07.2021	10-419-000-54-5425-000C	460.00
				Notary Dues for Staff Accountant	0	0686_2106290000	171.07.2021	10-419-000-54-5425-000C	133.23
				Collection Boxes	0	0694_2106160000	171.07.2021	10-430-000-53-5302-000C	106.60
				Reproductions	0	0694_2106290000	171.07.2021	10-430-000-52-5210-000C	5.00
				Postage for Reproduction Request and Collection	0	0694_2106300000	171.07.2021	10-430-000-53-5304-000C	10.30
				Keurig Coffee Maker	0	0736_2106160000	171.07.2021	10-000-000-53-5302-000C	249.95
				Planner and Mouse	0	0744_2106150000	171.07.2021	10-000-415-53-5302-000C	23.95
				Team Building Meeting	0	0819_2106290000	171.07.2021	10-418-000-54-5434-000C	46.26

Fund	Description	Vendor No	Vendor Name	Line Item Description	Check No	Invoice Number	Batch Number	GL Account Number	Amount
				1486 Filters and Element PSC32751	0	0827_2106070000	171.07.2021	10-101-000-53-5315-000C	277.45
				Supplies	0	0827_2106080000	171.07.2021	10-101-000-53-5311-0000	17.14
				Propane Regulator	0	0827_2106110000	171.07.2021	10-101-000-53-5348-000C	22.63
				Parts	0	0827_2106170000	171.07.2021	10-101-000-53-5315-000C	89.98
				Hardware 1686 PSC35255	0	0827_2106220000	171.07.2021	10-101-000-53-5315-000C	8.49
				Parts	0	0827_2106250000	171.07.2021	10-101-000-53-5315-000C	49.99
				Clocktower Pond	0	9193_2106010000	171.07.2021	10-101-000-53-5311-0000	16.62
				Clocktower Ponds	0	9193_2106010000	171.07.2021	10-101-000-53-5311-0000	111.73
				Bandshell Shelf Rack Return	0	9193_2106020000	171.07.2021	10-101-000-53-5334-000C	-81.96
				Bandshell Shelf Rack	0	9193_2106020000	171.07.2021	10-101-000-53-5334-000C	81.96
				Bandshell Shelf Unit and Supplies	0	9193_2106020000	171.07.2021	10-101-000-53-5334-000C	189.84
				Clocktower Pond Parts	0	9193_2106040000	171.07.2021	10-101-000-53-5311-0000	36.81
				Paint Supplies	0	9193_2106040000	171.07.2021	10-101-000-53-5347-000C	64.78
				Rotary Solar	0	9193_2106080000	171.07.2021	10-101-000-53-5312-000C	32.25
				Rotary Solar	0	9193_2106090000	171.07.2021	10-101-000-53-5314-000C	-86.83
				Rotary Solar	0	9193_2106090000	171.07.2021	10-101-000-53-5312-000C	136.52
				Rotary Solar	0	9193_2106090000	171.07.2021	10-101-000-53-5314-000C	403.61
				Rotary Solar	0	9193_2106110000	171.07.2021	10-101-000-53-5314-000C	215.72
				Rotary Solar	0	9193_2106140000	171.07.2021	10-101-000-53-5312-000C	342.82
				Rotary Solar	0	9193_2106150000	171.07.2021	10-101-000-53-5312-000C	125.09
				Rotary Solar	0	9193_2106220000	171.07.2021	10-101-000-53-5312-000C	242.31
				Bulbs	0	9193_2106240000	171.07.2021	10-101-000-53-5312-000C	66.03
				Rotary Solar	0	9193_2106240000	171.07.2021	10-101-000-53-5334-000C	154.23
				BSC Roof	0	9193_2106280000	171.07.2021	10-101-000-53-5314-000C	38.45
				Electrical Supplies	0	9193_2106300000	171.07.2021	10-101-000-53-5312-000C	320.28
				MP Dressing Room Supplies	0	9201_2106020000	171.07.2021	10-000-416-53-5346-190C	118.99
				Tubs for Beverages Refund	0	9201_2106030000	171.07.2021	10-000-416-53-5346-190C	-274.90
				Dressing Room Supplies	0	9201_2106030000	171.07.2021	10-000-416-53-5346-190C	82.97
				Chalk & Connect 4 Game	0	9201_2106210000	171.07.2021	10-000-416-53-5346-1902	227.77
				Illinois Basset On & Off Site Certification	0	9201_2106220000	171.07.2021	10-000-415-54-5432-000C	19.75
				Locks for 7 Gables Shed and Stock	0	9292_2106020000	171.07.2021	10-101-000-53-5334-000C	90.54
				Storage Boxes	0	9292_2106020000	171.07.2021	10-101-000-53-5313-1904	47.88
				Memorial Drinking Fountain	0	9292_2106180000	171.07.2021	10-101-000-53-5311-0000	164.57
				Water Level Sensor Rotary Park Solar	0	9292_2106180000	171.07.2021	10-101-000-53-5311-0000	318.86
				Illinois Basset On & Off Site Certification	0	9342_2106020000	171.07.2021	10-000-415-54-5432-000C	19.75
				Cooler/Troughs for Concessions	0	9342_2106030000	171.07.2021	10-000-416-53-5346-190C	2,548.64
				Supplies for Concert Series Ribbon Cutting	0	9342_2106040000	171.07.2021	10-000-416-53-5346-190C	143.88
				Partner Lunch	0	9342_2106080000	171.07.2021	10-000-415-54-5438-000C	99.98
				Town Square Publications-Chamber Ad	0	9342_2106250000	171.07.2021	10-000-415-54-5426-000C	500.00
				Nanis Pizza Volunteer and Staff Dinner	0	9342_2106260000	171.07.2021	10-000-416-53-5346-190C	83.28
				Linens for Concert Events	0	9342_2106280000	171.07.2021	10-000-416-53-5346-190C	273.00
				Wheaton Brew Fest-Ticket Test	0	9342_2106300000	171.07.2021	10-000-416-53-5346-1903	79.37
Vendor Total:									17,783.28
04221	Plug & Pay Technologies								
	06/21 Plug N Pay Gateway Fees	0	063021	141.07.2021		10-000-000-52-5239-000C			15.00
	06/21 Plug N Pay Gateway Fees	0	063021	141.07.2021		10-000-416-52-5239-190C			15.00
	06/21 Plug N Pay Gateway Fees	0	063021	141.07.2021		10-101-000-52-5239-000C			15.00
Vendor Total:									45.00
04287	Global Payments Inc								
	06/21 Merchant CC Processing Fees	0	063021	141.07.2021		10-000-000-52-5239-000C			24.08
	06/21 Merchant CC Processing Fees	0	063021	141.07.2021		10-000-416-52-5239-190C			390.63
	06/21 Merchant CC Processing Fees	0	063021	141.07.2021		10-101-000-52-5239-000C			74.52
Vendor Total:									489.23
04327	Ernsthausen, Dave								

Fund	Description	Vendor No	Vendor Name	Line Item Description	Check No	Invoice Number	Batch Number	GL Account Number	Amount
				Four Star Brass Band Entertainment for Brew Fe	166708	080721	161.08.2021	10-000-416-52-5241-1903	600.00
								Vendor Total:	600.00
04374	Wheaton Bank and Trust Company			06/21 WB&T Bank Service Charges	0	063021	141.07.2021	10-000-000-52-5214-000C	332.09
				06/21 WB&T Bank Service Charges	0	063021	141.07.2021	10-000-000-12-1228-000C	96.11
				06/21 WB&T Bank Service Charges	0	063021	141.07.2021	10-000-000-12-1226-000C	12.50
				06/21 WB&T Bank Service Charges	0	063021	141.07.2021	10-000-000-12-1226-000C	17.12
								Vendor Total:	457.82
05565	Xtreme Cover Bands			Nerdvana Entertainment for Brew Fest	166718	080721	161.08.2021	10-000-416-52-5241-1903	1,650.00
								Vendor Total:	1,650.00
06279	Paylocity Corporation			07/02/2021 Payroll Processing	0	108491845	141.07.2021	10-000-000-52-5211-0000	184.46
				07/16/2021 Payroll Processing	0	108563140	141.07.2021	10-000-000-52-5211-0000	265.74
				07/30/2021 Payroll Processing	0	108627847	141.07.2021	10-000-000-52-5211-0000	630.31
								Vendor Total:	1,080.51
06756	Berg, Elizabeth C			Jolly Ringwalds Remaining Balance	166695	072321	164.07.2021	10-000-416-52-5241-1906	1,350.00
								Vendor Total:	1,350.00
06814	Heartland Beverage, LLC			Beer from Heartland for Brew Fest	166710	080621	161.08.2021	10-000-416-53-5346-1903	2,025.00
								Vendor Total:	2,025.00
06874	Standard Retirement Services Inc.			07/02/21 Deferred Comp	0	070221	141.07.2021	10-000-000-21-2126-000C	6,150.52
				07/02/21 Deferred Comp	0	070221	141.07.2021	10-000-000-21-2135-000C	439.72
				07/16/21 Deferred Comp	0	071621	141.07.2021	10-000-000-21-2126-000C	6,149.28
				07/16/21 Deferred Comp	0	071621	141.07.2021	10-000-000-21-2135-000C	439.72
				07/30/21 Deferred Comp	0	073021	141.07.2021	10-000-000-21-2126-000C	437.32
				07/30/21 Deferred Comp	0	073021	141.07.2021	10-000-000-21-2135-000C	6,143.88
								Vendor Total:	19,760.44
06886	Pezzini, Davide			Dancing Queen Remaining Balance	166714	080821	161.08.2021	10-000-416-52-5241-1906	1,125.00
								Vendor Total:	1,125.00
06887	Griffin Entertainment, LLC			Midwest Dueling Pianos Remaining Balance	166697	072421	164.07.2021	10-000-416-52-5241-1906	1,875.00
								Vendor Total:	1,875.00
06888	Spears, Reid			Billy Elton Remaining Balance	166700	072421	164.07.2021	10-000-416-52-5241-1906	1,875.00
								Vendor Total:	1,875.00
06893	The Right Stuff Entertainment Inc.			Ron Burgundy Remaining Balance	166701	072321A	164.07.2021	10-000-416-52-5241-1906	2,250.00
				Mowtown Nation Remaining Balance	166716	080821A	161.08.2021	10-000-416-52-5241-1906	1,875.00
								Vendor Total:	4,125.00
								Fund Total:	108,600.46

Page 5

Fund	Description	Vendor No	Vendor Name	Line Item Description	Check No	Invoice Number	Batch Number	GL Account Number	Amount
				Rice Pool Lights	0	9193_2106280000	171.07.2021	20-101-232-53-5312-000C	67.00
				Batting Cage Swtich	0	9193_2106290000	171.07.2021	20-101-225-53-5313-000C	125.30
				PPFC Group Fitness Class Registration	0	9201_2106270000	171.07.2021	20-350-302-54-5426-000C	9.99
				Pom Poms for Cheer Camp	0	9235_2106090000	171.07.2021	20-221-221-53-5301-4754	157.89
				Liquid Nacho Cheese and Trays	0	9235_2106170000	171.07.2021	20-221-223-53-5329-000C	132.42
				Concession Items for Baseball Championship D	0	9235_2106180000	171.07.2021	20-221-223-53-5329-000C	838.56
				Pizza for Rams Football Event	0	9235_2106280000	171.07.2021	20-221-222-53-5329-000C	57.69
				Travel Expo	0	9243_2106080000	171.07.2021	20-220-304-54-5426-000C	37.00
				Credit for Cancellation of 6/17 Lunch and a Mov	0	9243_2106090000	171.07.2021	20-220-304-52-5280-5545	-200.00
				Silvertones Picnic	0	9243_2106210000	171.07.2021	20-220-304-53-5301-550C	23.94
				Silvertones Picnic	0	9243_2106230000	171.07.2021	20-220-304-53-5301-5502	105.00
				Mailboat Trip 7/28	0	9243_2106240000	171.07.2021	20-220-304-52-5280-5522	100.00
				Yoga Supplies	0	9243_2106250000	171.07.2021	20-220-304-53-5301-550C	134.85
				Van Gogh Trip - 10/7	0	9243_2106280000	171.07.2021	20-220-304-52-5280-5522	234.20
				Office Chair for Front Desk	0	9243_2106290000	171.07.2021	20-000-304-53-5302-000C	175.97
				Zoom Monthly Fee	0	9276_2106010000	171.07.2021	20-000-000-54-5425-000C	90.00
				NRPA Conference	0	9276_2106090000	171.07.2021	20-000-200-54-5432-000C	295.00
				Safety City Supplies	0	9276_2106090000	171.07.2021	20-220-207-53-5301-7707	29.37
				NRPA Conference	0	9276_2106090000	171.07.2021	20-224-220-54-5432-000C	295.00
				Toohey Park Supplies	0	9276_2106110000	171.07.2021	20-220-207-53-5301-7741	30.10
				Camp Sports & Sorts Supplies	0	9276_2106130000	171.07.2021	20-220-203-53-5301-3366	16.99
				Pickleball Balls	0	9276_2106140000	171.07.2021	20-224-220-53-5302-000C	61.34
				Camp No Name Supplies	0	9276_2106140000	171.07.2021	20-220-207-53-5301-7705	73.17
				Camp Illini Supplies	0	9276_2106150000	171.07.2021	20-220-207-53-5301-7775	92.93
				Camp No Name Supplies	0	9276_2106150000	171.07.2021	20-220-207-53-5301-7705	15.57
				Camp Blackhawk Supplies	0	9276_2106160000	171.07.2021	20-220-207-53-5301-7734	62.12
				Photo ID Supplies	0	9276_2106180000	171.07.2021	20-000-200-52-5235-000C	222.23
				Photo ID Supplies	0	9276_2106180000	171.07.2021	20-000-200-53-5302-000C	237.85
				Photo ID Supplies	0	9276_2106180000	171.07.2021	20-000-200-52-5235-000C	129.77
				Photo ID Supplies	0	9276_2106180000	171.07.2021	20-000-200-52-5235-000C	648.00
				100th Anniversary Rec Event Supplies	0	9276_2106260000	171.07.2021	20-220-207-53-5301-7776	41.98
				100th Anniversary Rec Event Supplies	0	9276_2106260000	171.07.2021	20-224-220-53-5302-000C	98.44
				Wide Horizons Supplies	0	9276_2106290000	171.07.2021	20-220-207-53-5301-7746	71.40
				Camp Illini Supplies	0	9276_2106290000	171.07.2021	20-220-207-53-5301-7775	97.16
				Concession Stand Rice Pool	0	9292_2106150000	171.07.2021	20-101-000-53-5313-000C	195.62
				Pool Freezer	0	9292_2106150000	171.07.2021	20-101-232-53-5312-000C	252.38
				Warming Shelter	0	9292_2106170000	171.07.2021	20-101-000-53-5313-000C	153.08
				Rice Pool Equipment Test	0	9326_2106030000	171.07.2021	20-222-232-53-5302-000C	0.25
				Rice Pool Equipment Test	0	9326_2106030000	171.07.2021	20-222-232-53-5302-000C	-0.25
				Rice Pool Equipment Test	0	9326_2106030000	171.07.2021	20-222-232-53-5302-000C	0.25
				Rice Pool Equipment Test	0	9326_2106030000	171.07.2021	20-222-232-53-5302-000C	-0.25
				Northside Pool Equipment Test	0	9326_2106040000	171.07.2021	20-222-232-53-5302-000C	-0.25
				Northside Pool Equipment Test	0	9326_2106040000	171.07.2021	20-222-232-53-5302-000C	0.25
				Northside Pool Equipment Test	0	9326_2106040000	171.07.2021	20-222-232-53-5302-000C	0.25
				Northside Pool Equipment Test	0	9326_2106040000	171.07.2021	20-222-232-53-5302-000C	-0.25
				Rice Pool Equipment Test	0	9326_2106040000	171.07.2021	20-222-232-53-5302-000C	-0.25
				Rice Pool Equipment Test	0	9326_2106040000	171.07.2021	20-222-232-53-5302-000C	0.25
				Pizza for Manager's Meeting	0	9326_2106070000	171.07.2021	20-222-232-53-5302-000C	73.97
				Reccipt Paper	0	9326_2106090000	171.07.2021	20-222-231-53-5306-000C	44.50
				Toner Cartridges	0	9326_2106100000	171.07.2021	20-222-231-53-5306-000C	34.99
				Rice Pool Equipment Test	0	9326_2106100000	171.07.2021	20-222-232-53-5302-000C	-0.25
				Rice Pool Equipment Test	0	9326_2106100000	171.07.2021	20-222-232-53-5302-000C	0.25
				Northside Pool Equipment Test	0	9326_2106100000	171.07.2021	20-222-232-53-5302-000C	0.25
				Northside Pool Equipment Test	0	9326_2106100000	171.07.2021	20-222-232-53-5302-000C	0.25
				Northside Pool Equipment Test	0	9326_2106100000	171.07.2021	20-222-232-53-5302-000C	-0.25
				Northside Pool Equipment Test	0	9326_2106100000	171.07.2021	20-222-232-53-5302-000C	-0.25
				Clipboards and Folders	0	9326_2106110000	171.07.2021	20-222-231-53-5306-000C	149.51
				Concession Supplies	0	9326_2106110000	171.07.2021	20-222-232-53-5329-000C	32.75

Fund	Description	Vendor No	Vendor Name	Line Item Description	Check No	Invoice Number	Batch Number	GL Account Number	Amount
				Sunscreen and Pulse Oxidizers	0	9326_2106120000	171.07.2021	20-222-232-53-5302-000C	125.39
				Receipt Paper	0	9326_2106140000	171.07.2021	20-222-232-53-5302-000C	50.99
				Supplies	0	9326_2106150000	171.07.2021	20-222-232-53-5302-000C	9.72
				Pizza for Resale	0	9326_2106160000	171.07.2021	20-222-232-53-5328-000C	196.50
				Supplies	0	9326_2106180000	171.07.2021	20-222-232-53-5302-000C	45.97
				Hamburger & Hot Dog Buns	0	9326_2106180000	171.07.2021	20-222-232-53-5328-000C	20.40
				Razors	0	9326_2106240000	171.07.2021	20-222-231-53-5306-000C	10.99
				Swim Lessons Rainy Day Supplies	0	9326_2106260000	171.07.2021	20-222-232-53-5302-000C	23.77
				Concession Equipment	0	9326_2106290000	171.07.2021	20-222-232-53-5329-000C	95.60
				Face Shields for Swim Lessons	0	9326_2106300000	171.07.2021	20-222-232-53-5302-000C	47.97
				Google Suites for Preschool	0	9391_2106020000	171.07.2021	20-220-207-53-5301-774C	12.00
				Camp Supplies	0	9391_2106060000	171.07.2021	20-220-207-53-5301-7707	167.37
				Camp Supplies	0	9391_2106100000	171.07.2021	20-220-207-53-5301-777C	31.58
				Camp Supplies	0	9391_2106100000	171.07.2021	20-220-207-53-5301-770C	105.37
				Camp Supplies	0	9391_2106100000	171.07.2021	20-220-207-53-5301-771C	46.00
				Supplies	0	9391_2106100000	171.07.2021	20-220-207-53-5301-7732	75.76
				Camp Supplies	0	9391_2106110000	171.07.2021	20-220-207-53-5301-7707	33.35
				Shirts	0	9391_2106170000	171.07.2021	20-220-207-52-5280-770C	708.38
				Shirts	0	9391_2106170000	171.07.2021	20-220-112-53-5301-6628	120.00
				Camp Supplies	0	9391_2106180000	171.07.2021	20-220-207-53-5301-7734	56.19
				Camp Supplies	0	9391_2106210000	171.07.2021	20-220-207-53-5301-7734	210.12
				Camp Supplies	0	9391_2106210000	171.07.2021	20-220-207-53-5301-771C	29.97
				Camp Supplies	0	9391_2106230000	171.07.2021	20-220-207-53-5301-770C	55.46
				Santa Payment for Pizza with Santa Event	0	9391_2106240000	171.07.2021	20-220-209-52-5280-9901	300.00
				Camp Supplies	0	9391_2106280000	171.07.2021	20-220-207-53-5301-770C	72.37
				Camp Supplies	0	9391_2106280000	171.07.2021	20-220-207-53-5301-770C	29.73
				Camp Supplies	0	9391_2106300000	171.07.2021	20-220-207-53-5301-770C	29.00
				Table Cloths for Vaccination Clinic	0	9409_2106090000	171.07.2021	20-224-220-53-5302-000C	10.00
				Popsicles for Vaccination Clinic	0	9409_2106090000	171.07.2021	20-224-220-53-5302-000C	47.39
				Camp Supplies	0	9409_2106170000	171.07.2021	20-220-208-53-5301-888C	7.00
				Camp Supplies	0	9409_2106210000	171.07.2021	20-220-208-53-5301-888C	4.00
				Gratitude to You Supplies	0	9409_2106210000	171.07.2021	20-224-220-53-5302-000C	67.50
				Gratitude to You Supplies	0	9409_2106210000	171.07.2021	20-224-220-53-5302-000C	100.00
Vendor Total:									17,961.23
04221	Plug & Pay Technologies								
	06/21 Plug N Pay Gateway Fees	0	063021	141.07.2021		20-000-000-52-5239-000C			245.60
	06/21 Plug N Pay Gateway Fees	0	063021	141.07.2021		20-000-112-52-5239-0000			15.00
	06/21 Plug N Pay Gateway Fees	0	063021	141.07.2021		20-350-303-52-5239-000C			15.00
	06/21 Plug N Pay Gateway Fees	0	063021	141.07.2021		20-000-304-52-5239-000C			15.00
	06/21 Plug N Pay Gateway Fees	0	063021	141.07.2021		20-222-231-52-5239-000C			15.00
	06/21 Plug N Pay Gateway Fees	0	063021	141.07.2021		20-222-232-52-5239-000C			84.30
Vendor Total:									389.90
04287	Global Payments Inc								
	06/21 Merchant CC Processing Fees	0	063021	141.07.2021		20-350-303-52-5239-000C			100.15
	06/21 Merchant CC Processing Fees	0	063021	141.07.2021		20-000-000-52-5239-000C			13,698.06
	06/21 Merchant CC Processing Fees	0	063021	141.07.2021		20-222-232-52-5239-000C			852.95
	06/21 Merchant CC Processing Fees	0	063021	141.07.2021		20-222-231-52-5239-000C			202.63
	06/21 Merchant CC Processing Fees	0	063021	141.07.2021		20-000-112-52-5239-0000			91.35
	06/21 Merchant CC Processing Fees	0	063021	141.07.2021		20-000-304-52-5239-000C			253.18
Vendor Total:									15,198.32
04374	Wheaton Bank and Trust Company								
	06/21 WB&T Bank Service Charges	0	063021	141.07.2021		20-000-000-52-5214-000C			332.09
Vendor Total:									332.09

Fund	Description	Vendor No	Vendor Name	Line Item Description	Check No	Invoice Number	Batch Number	GL Account Number	Amount
06279	Paylocity Corporation								
	07/02/2021 Payroll Processing	0	108491845	141.07.2021	20-000-000-52-5211-0000			940.74	
	07/16/2021 Payroll Processing	0	108563140	141.07.2021	20-000-000-52-5211-0000			1,355.27	
	07/30/2021 Payroll Processing	0	108627847	141.07.2021	20-000-000-52-5211-0000			3,214.56	
								Vendor Total:	5,510.57
06932	Brauer, Andrew								
	Reimbursement for RWB 2021 Cancelled Baseb: 166693		071321	163.07.2021	20-221-223-42-4200-4372			595.00	
								Vendor Total:	595.00
TMP*3410	Hill, Virginia								
	Great American Song Refund for Hill	166705	2548249	165.07.2021	20-000-000-20-2025-0000			5.00	
								Vendor Total:	5.00
TMP*3425	DuPage Symphony Orchestra								
	POS Refund for DuPage Symphony Orchestra	166694	2539104	163.07.2021	20-000-000-20-2025-0000			250.00	
								Vendor Total:	250.00
TMP*3427	Mayer, Gloria								
	Camp I Don't Know 7 Refund for Mayer	166698	2544829	164.07.2021	20-000-000-20-2025-0000			100.00	
								Vendor Total:	100.00
TMP*3430	Long, Anna								
	Great American Song Refund for Long	166706	2548243	165.07.2021	20-000-000-20-2025-0000			5.00	
								Vendor Total:	5.00
TMP*3431	Nelson, Doris								
	Great American Song Refund for Nelson	166707	2548250	165.07.2021	20-000-000-20-2025-0000			5.00	
								Vendor Total:	5.00
TMP*3432	Goclan, Barbara								
	Camp No Name Week 6 Refund for Goclan	166704	2549440	165.07.2021	20-000-000-20-2025-0000			206.00	
								Vendor Total:	206.00
TMP*3433	Hopkins, Rose								
	Flex Pass Refund for Hopkins	166711	2558681	161.08.2021	20-000-000-20-2025-0000			241.84	
								Vendor Total:	241.84
								Fund Total:	38,166.91
22	Cosley Zoo								
04121	UMB Bank N.A.								
	Lunch with AZA Inspectors plus Tip	0	0217_2106090000	171.07.2021	22-501-000-53-5302-0000			295.77	
	Calendar Refill	0	0217_2106100000	171.07.2021	22-501-000-53-5302-0000			56.85	
	Food for AZA Inspectors	0	0217_2106100000	171.07.2021	22-501-000-53-5302-0000			37.86	
	Food for AZA Inspectors	0	0217_2106110000	171.07.2021	22-501-000-53-5302-0000			36.07	
	Food for AZA Inspectors	0	0217_2106120000	171.07.2021	22-501-000-53-5302-0000			47.80	
	Paper Plates/Napkins/Snack for AZA Inspectors/0	0	0308_2106070000	171.07.2021	22-501-000-53-5302-0000			55.42	
	Feathers for Crafts	0	0308_2106130000	171.07.2021	22-220-206-53-5301-6662			6.49	
	Display Cases for Biofact	0	0308_2106130000	171.07.2021	22-220-206-53-5301-6650			13.29	
	Craft Supplies for Camp	0	0308_2106130000	171.07.2021	22-220-206-53-5301-6662			112.11	
	Supplies	0	0504_2106010000	171.07.2021	22-501-000-53-5313-0000			26.79	
	Lumber	0	0538_2106010000	171.07.2021	22-501-000-53-5313-0000			111.23	
	Pole Sander	0	0538_2106020000	171.07.2021	22-501-000-53-5345-0000			7.94	
	Rocks for Butterfly Fountain	0	0538_2106070000	171.07.2021	22-501-000-53-5331-0000			35.88	
	Building Supplies	0	0538_2106070000	171.07.2021	22-501-000-53-5313-0000			38.30	

Fund	Description	Vendor No	Vendor Name	Line Item Description	Check No	Invoice Number	Batch Number	GL Account Number	Amount
				Stakes for Signs	0	0538_2106080000	171.07.2021	22-501-000-53-5313-000C	9.98
				Electrical Boxes for Outlets	0	0538_2106090000	171.07.2021	22-501-000-53-5312-000C	37.97
				Tool for Automatic Toilet Flusher	0	0538_2106180000	171.07.2021	22-501-000-53-5345-000C	10.97
				Solenoid for Fountain	0	0538_2106240000	171.07.2021	22-501-000-53-5311-0000	62.07
				Paint and Cleaner for Nest	0	0538_2106290000	171.07.2021	22-501-000-53-5347-000C	78.64
				Timbers for Nest	0	0538_2106290000	171.07.2021	22-501-000-53-5313-000C	515.70
				Macaroni Kid - July & August Ad Program for C	0	9342_2106280000	171.07.2021	22-350-415-54-5426-000C	210.00
				Fake Rock	0	9441_2106020000	171.07.2021	22-501-000-53-5338-000C	150.03
				Staff Incentives	0	9441_2106030000	171.07.2021	22-501-000-53-5302-000C	40.52
				Lotion	0	9441_2106040000	171.07.2021	22-501-000-53-5302-000C	6.58
				Vaseline/ Bags	0	9441_2106040000	171.07.2021	22-501-000-53-5336-000C	17.96
				Produce	0	9441_2106040000	171.07.2021	22-501-000-53-5339-000C	52.41
				Prescription	0	9441_2106040000	171.07.2021	22-501-000-53-5309-000C	10.83
				Deer Feed	0	9441_2106040000	171.07.2021	22-501-000-53-5339-000C	14.03
				Prascend	0	9441_2106070000	171.07.2021	22-501-000-53-5309-000C	340.00
				Fly Repellent	0	9441_2106070000	171.07.2021	22-501-000-53-5336-000C	155.96
				Cat Food	0	9441_2106080000	171.07.2021	22-501-000-53-5339-000C	6.28
				Crickets	0	9441_2106080000	171.07.2021	22-501-000-53-5339-000C	46.85
				Produce	0	9441_2106110000	171.07.2021	22-501-000-53-5339-000C	19.98
				Baking Soda and Cling Wrap	0	9441_2106110000	171.07.2021	22-501-000-53-5336-000C	15.30
				Worms	0	9441_2106120000	171.07.2021	22-501-000-53-5339-000C	34.20
				Frozen Rodents	0	9441_2106170000	171.07.2021	22-501-000-53-5339-000C	766.41
				Laundry Soap	0	9441_2106180000	171.07.2021	22-501-000-53-5302-000C	5.49
				Produce	0	9441_2106180000	171.07.2021	22-501-000-53-5339-000C	60.04
				Black Australorp Chicks	0	9441_2106180000	171.07.2021	22-501-000-53-5325-000C	8.00
				Walnut Bedding	0	9441_2106180000	171.07.2021	22-501-000-53-5336-000C	30.98
				Chicken and Deer Feed	0	9441_2106220000	171.07.2021	22-501-000-53-5339-000C	32.98
				Substrates for Frog/Millipedes/Isopods/Salamanders	0	9441_2106220000	171.07.2021	22-501-000-53-5336-000C	106.92
				Prozac	0	9441_2106230000	171.07.2021	22-501-000-53-5309-000C	16.59
				Kleenex	0	9441_2106250000	171.07.2021	22-501-000-53-5302-000C	10.74
				Produce	0	9441_2106250000	171.07.2021	22-501-000-53-5339-000C	51.85
				Vaccine	0	9441_2106280000	171.07.2021	22-501-000-53-5309-000C	34.45
				Goat Collars	0	9441_2106280000	171.07.2021	22-501-000-53-5336-000C	19.80
				Cat Food	0	9441_2106290000	171.07.2021	22-501-000-53-5339-000C	14.38
Vendor Total:									3,876.69
04221	Plug & Pay Technologies								
06/21	Plug N Pay Gateway Fees	0	063021	141.07.2021		22-501-000-52-5239-000C			62.25
Vendor Total:									62.25
06279	Paylocity Corporation								
07/02/2021	Payroll Processing	0	108491845	141.07.2021		22-000-000-52-5211-0000			92.22
07/16/2021	Payroll Processing	0	108563140	141.07.2021		22-000-000-52-5211-0000			132.87
07/30/2021	Payroll Processing	0	108627847	141.07.2021		22-000-000-52-5211-0000			315.15
Vendor Total:									540.24
Fund Total:									4,479.18
23	Liability								
04121	UMB Bank N.A.								
	Safety Goggles	0	9326_2106060000	171.07.2021		23-000-000-53-5302-000C			129.04
	Sunscreen and Pulse Oxidizers	0	9326_2106120000	171.07.2021		23-000-000-53-5302-000C			149.97
	Face Masks	0	9326_2106300000	171.07.2021		23-000-000-53-5302-000C			59.94
Vendor Total:									338.95
05511	Illinois Department of Employment Security								
1st QTR 2021	Unemployment Compensation	0	070121	141.07.2021		23-000-000-52-5275-000C			39,692.50

Fund	Description	Vendor No	Vendor Name	Line Item Description	Check No	Invoice Number	Batch Number	GL Account Number	Amount
Vendor Total:									39,692.50
Fund Total:									40,031.45
25	FICA								
06279	Paylocity Corporation								
Paylocity Amended 941 Q1 2021 for Credit Take O						072321	141.07.2021	25-000-000-21-2122-0000	557.18
Vendor Total:									557.18
Fund Total:									557.18
26	IMRF								
00465	I.M.R.F.								
06/2021 IMRF		0		063021		141.07.2021		26-000-000-21-2124-0000	55,277.40
Vendor Total:									55,277.40
Fund Total:									55,277.40
40	Capital Projects								
04121	UMB Bank N.A.								
Boulders for Commemorative Program		0		0118_2106230000		171.07.2021		40-101-000-53-5338-0000	57.50
Supplies for Sensory Tree House Event		0		9342_2106100000		171.07.2021		40-000-188-12-1226-0000	61.96
Cookies		0		9342_2106180000		171.07.2021		40-000-188-12-1226-0000	36.73
Vendor Total:									156.19
Fund Total:									156.19
60	Golf Fund								
00448	IL LIQUOR CONTROL COMM.								
2021-2022 Arrowhead State Liquor License		0		070221AGC		141.07.2021		60-612-000-54-5429-0000	600.00
Vendor Total:									600.00
04121	UMB Bank N.A.								
Arrowhead DirecTV 6/21/21-7/20/21		0		0134_2106230000		171.07.2021		60-000-000-52-5211-0000	274.99
Credit on Returned Fogger		0		0191_2106100000		171.07.2021		60-000-000-53-5302-0000	-698.00
Cord for Stock		0		0256_2106090000		171.07.2021		60-612-901-53-5390-0000	374.92
Cord for Stock		0		0256_2106090000		171.07.2021		60-612-901-53-5390-0000	278.17
Treatment for Drains		0		0256_2106170000		171.07.2021		60-000-000-53-5313-0000	434.96
Part for RTU#2		0		0256_2106170000		171.07.2021		60-000-000-54-5441-0000	450.00
Hot Box		0		0256_2106180000		171.07.2021		60-612-902-53-5388-0000	825.00
Soap and Traps		0		0256_2106220000		171.07.2021		60-000-000-53-5316-0000	287.95
Replacement Lock for East Trailer		0		0256_2106280000		171.07.2021		60-000-000-53-5334-0000	29.97
Leak Sealant		0		0331_2106180000		171.07.2021		60-000-000-53-5313-0000	129.18
PGA Dues		0		0331_2106210000		171.07.2021		60-000-000-54-5425-0000	736.00
PGA Dues		0		0331_2106210000		171.07.2021		60-000-000-54-5425-0000	736.00
PGA Dues		0		0331_2106210000		171.07.2021		60-000-000-54-5425-0000	736.00
Annual License Fee ASCAP		0		0463_2106090000		171.07.2021		60-000-000-54-5425-0000	245.93
Lions Hole Sponsorship for Wheaton Park Distri		0		0463_2106180000		171.07.2021		60-000-000-54-5438-0000	166.67
Lions Hole Sponsorship for AGC		0		0463_2106250000		171.07.2021		60-000-000-54-5438-0000	166.67
Funeral Flowers for Employee Family		0		0463_2106300000		171.07.2021		60-000-000-54-5434-0000	38.18
AGC Tent Permit		0		0660_2106020000		171.07.2021		60-000-000-54-5429-0000	100.00
Sushi		0		0660_2106090000		171.07.2021		60-612-901-52-5292-0000	153.00
Kitchen Juicer		0		0660_2106130000		171.07.2021		60-612-902-53-5388-0000	25.49
Kitchen Slicer		0		0660_2106130000		171.07.2021		60-612-902-53-5388-0000	31.41
Staff Manager Meeting		0		0660_2106170000		171.07.2021		60-000-000-54-5434-0000	221.27
Wedding Cakes		0		0660_2106180000		171.07.2021		60-612-901-52-5292-0000	975.26

Fund	Description	Vendor No	Vendor Name	Line Item Description	Check No	Invoice Number	Batch Number	GL Account Number	Amount
				Background Checks	0	0736_2106020000	171.07.2021	60-418-000-52-5208-000C	187.00
				Music Subscription	0	0751_2106010000	171.07.2021	60-612-000-52-5210-000C	52.94
				Liquor and Cherries	0	0751_2106040000	171.07.2021	60-000-000-14-1412-000C	39.47
				Liquor	0	0751_2106120000	171.07.2021	60-000-000-14-1412-000C	45.98
				Opentable Reservations	0	0751_2106300000	171.07.2021	60-612-000-52-5210-000C	1,203.00
				Wedding Late Night Snack	0	0777_2106050000	171.07.2021	60-612-901-52-5292-000C	98.23
				Wedding Late Night Snack	0	0777_2106060000	171.07.2021	60-612-901-52-5292-000C	133.03
				Wedding Late Night Snack	0	0777_2106070000	171.07.2021	60-612-901-52-5292-000C	123.03
				Wedding Cakes	0	0777_2106220000	171.07.2021	60-612-901-52-5292-000C	351.18
				Wedding Late Night Snack	0	0777_2106250000	171.07.2021	60-612-901-52-5292-000C	136.03
				Wedding Late Night Snack	0	0777_2106260000	171.07.2021	60-612-901-52-5292-000C	138.77
				Wedding Cakes	0	0777_2106290000	171.07.2021	60-612-901-52-5292-000C	351.18
				Wedding Cakes	0	0777_2106290000	171.07.2021	60-612-901-52-5292-000C	351.18
				Hummus	0	0785_2106060000	171.07.2021	60-000-000-14-1415-000C	9.98
				Banquet Supplies- Table Skirt Clips	0	0785_2106300000	171.07.2021	60-612-901-53-5390-000C	93.10
				Restaurant Supplies- Dinner Plates	0	0785_2106300000	171.07.2021	60-612-902-53-5388-000C	309.02
				Bank Deposit Tickets	0	0793_2106250000	171.07.2021	60-611-000-52-5214-000C	12.88
				Bank Deposit Tickets	0	0793_2106250000	171.07.2021	60-612-000-52-5214-000C	12.88
				Bank Deposit Tickets	0	0793_2106250000	171.07.2021	60-611-000-52-5214-000C	22.94
				Kirby Markers	0	9060_2106290000	171.07.2021	60-601-000-53-5342-000C	1,223.64
				Yelp Monthly Fee	0	9342_2106010000	171.07.2021	60-611-415-54-5426-000C	75.00
				Cms Text Monthly Fee	0	9342_2106020000	171.07.2021	60-612-415-54-5426-000C	63.90
Vendor Total:									11,753.38
04221	Plug & Pay Technologies								
	06/21 Plug N Pay Gateway Fees	0	063021	141.07.2021	60-611-000-52-5239-000C				286.25
	06/21 Plug N Pay Gateway Fees	0	063021	141.07.2021	60-612-000-52-5239-000C				15.00
Vendor Total:									301.25
04274	Columbus Data Services LLC								
	06/21 ATM ICHG Trans Service Fees	0	063021	141.07.2021	60-000-000-52-5214-000C				21.41
Vendor Total:									21.41
04287	Global Payments Inc								
	06/21 Merchant CC Processing Fees	0	063021	141.07.2021	60-611-000-52-5239-000C				7,778.60
	06/21 Merchant CC Processing Fees	0	063021	141.07.2021	60-612-000-52-5239-000C				6,563.60
Vendor Total:									14,342.20
04292	American Express								
	06/21 Merchant CC Processing Fee	0	063021	141.07.2021	60-611-000-52-5239-000C				826.42
	06/21 Merchant CC Processing Fee	0	063021	141.07.2021	60-612-000-52-5239-000C				714.70
Vendor Total:									1,541.12
04374	Wheaton Bank and Trust Company								
	06/21 WB&T Bank Service Charges	0	063021	141.07.2021	60-000-000-52-5214-000C				332.08
	To Record ATM Replenishment out of the WB&T	0	071521ATM	141.07.2021	60-000-000-10-1011-000C				14,000.00
Vendor Total:									14,332.08
06279	Paylocity Corporation								
	07/02/2021 Payroll Processing	0	108491845	141.07.2021	60-000-000-52-5211-000C				627.16
	07/16/2021 Payroll Processing	0	108563140	141.07.2021	60-000-000-52-5211-000C				903.51
	07/30/2021 Payroll Processing	0	108627847	141.07.2021	60-000-000-52-5211-000C				2,143.04
Vendor Total:									3,673.71
06712	FDS Holdings Inc.								
	06/21 Cardconnect Gateway Fees	0	063021	141.07.2021	60-611-000-52-5239-000C				35.00
	06/21 Cardconnect Gateway Fees	0	063021	141.07.2021	60-612-901-52-5239-000C				2,893.95

Fund Description
Vendor No Vendor Name

Line Item Description	Check No	Invoice Number	Batch Number	GL Account Number	Amount
Vendor Total:					2,928.95
06937 Wernicke, Barb					
League Refund Due to Injury	166702	071421	164.07.2021	60-611-912-42-4201-0000	171.00
Vendor Total:					171.00
06938 Northwestern Medicine					
Deposit Refund for Dinner with the Doc	166699	071521	164.07.2021	60-000-000-25-2546-0000	2,000.00
Vendor Total:					2,000.00
06941 West, Laura					
Refund League Fees	166703	071521	164.07.2021	60-611-912-42-4201-0000	135.00
Vendor Total:					135.00
06942 Boyle, Maureen					
League Refund for Injury	166696	071921	164.07.2021	60-611-912-42-4201-0000	171.00
Vendor Total:					171.00
Fund Total:					51,971.10
70 Information Technology					
04121 UMB Bank N.A.					
SSL Certificate Renewal for ACG Remote	0	0082_2106060000	171.07.2021	70-000-000-52-5240-0000	189.98
Computer Camera	0	0331_2106270000	171.07.2021	70-000-000-53-5305-0000	25.99
Vendor Total:					215.97
Fund Total:					215.97
75 Health Insurance					
06725 Health Care Service Corporation					
WDSRA% Insurance August 2021	0	080121	161.08.2021	75-000-000-12-1222-0000	282.64
Foundation % Insurance August 2021	0	080121	161.08.2021	75-000-000-12-1221-0000	142.64
Retirees Health Insurance August 2021	0	080121	161.08.2021	75-000-000-21-2137-0000	1,091.82
Employer Health/Dental Insurance August 2021	0	080121	161.08.2021	75-000-000-52-5231-0000	104,896.67
Cobra Premiums Received August 2021	0	080121	161.08.2021	75-000-000-12-1223-0000	2,864.05
Vendor Total:					109,277.82
Fund Total:					109,277.82
Report Total:					408,733.66

Accounts Payable

Checks Approval Document

User: rtucker
Printed: 9/7/2021 - 11:26 AM




Wheaton Park District


Board of Commissioners Report From the Period Beginning August 11, 2021 and Ending September 07, 2021.

Fund	Description	Amount
10	General	77,468.44
20	Recreation	246,016.14
22	Cosley Zoo	14,039.59
23	Liability	37,458.29
40	Capital Projects	186,691.06
60	Golf Fund	245,975.50
70	Information Technology	18,569.18
75	Health Insurance	519.68
Report Total:		826,737.88

To the Board of Commissioners

The payment of the above listed accounts has been accepted by the Park District Board of Commissioners at their meeting held on September 15, 2021.


(Treasurer)


(Secretary)

Accounts Payable

Checks Approval List

User: rtucker
Printed: 9/7/2021 - 11:27 AM



Wheaton Park District

Board of Commissioners Report From the Period Beginning August 11, 2021 and Ending September 07, 2021

Fund Description

Vendor No Vendor Name

Line Item Description	Check No	Invoice Number	Batch Number	GL Account Number	Amount
10 General					
00042 Anderson Elevator Co.					
PSC Elevator Maintenance August 2021	211769	INV-45784-Z8R1	083.08.2021	10-101-000-52-5211-0000	150.00
DHM Elevator Maintenance August 2021	211769	INV-45785-J3C9	083.08.2021	10-101-854-52-5211-0000	208.00
				Vendor Total:	358.00
00082 Porter Pipe & Supply Company Inc					
Pole for Rotary Camera	211988	12269006-00	091.09.2021	10-101-000-53-5308-0000	178.54
				Vendor Total:	178.54
00164 Carol Stream Lawn and Power					
Equip 1721 PSC 37040 Parts	211688	470536	082.08.2021	10-101-000-53-5315-0000	17.24
Supplies	211782	470969	083.08.2021	10-101-000-53-5315-0000	144.17
Prefilter CM# 470983	211782	470983	083.08.2021	10-101-000-53-5348-0000	-3.05
Oil	211782	471113	083.08.2021	10-101-000-53-5348-0000	154.95
PSC 34040	211782	471113	083.08.2021	10-101-000-53-5315-0000	147.28
Equipment 2819	211869	471208	084.08.2021	10-101-000-53-5315-0000	9.50
PSC-2911	211869	471462	084.08.2021	10-101-000-53-5315-0000	26.67
Supplies	211935	471635	091.09.2021	10-101-000-53-5315-0000	79.98
				Vendor Total:	576.74
00167 Carlsons Paint Stores					
Window Repair	211687	G 157187	082.08.2021	10-101-856-52-5210-0000	247.00
				Vendor Total:	247.00
00174 Central Sod Farms Inc.					
Atten Sod Repair	211936	48847	091.09.2021	10-101-000-53-5333-0000	257.00
				Vendor Total:	257.00
00192 City of Wheaton					
Police Patrol for 07/09/21	211940	509972	091.09.2021	10-000-416-52-5241-1906	1,442.70
Police Patrol for Fireworks	211940	509973	091.09.2021	10-000-416-52-5241-1902	2,081.13
Liquor License and Permit for 08/08/21	211940	509974	091.09.2021	10-000-416-52-5241-1906	250.00
July Board Meeting	211689	509984	082.08.2021	10-000-000-54-5401-0000	101.67
Police Patrol for 07/23/21	211940	509986	091.09.2021	10-000-416-52-5241-1906	1,442.70
Police Patrol for Brew Fest	211940	510056	091.09.2021	10-000-416-52-5241-1903	723.60
				Vendor Total:	6,041.80
00193 City of Wheaton					
Prairie Path Park 070721-080621	211875	0004420000_0821	084.08.2021	10-000-000-52-5264-0000	22.29
Hurley Park 070721-080621	211875	0021856000_0821	084.08.2021	10-000-000-52-5264-0000	29.49
Parks & Planning 070621-080521	211875	0029220000_0821	084.08.2021	10-101-000-52-5264-0000	297.26
W W Stevens Park 070621-080521	211875	0055220100_0821	084.08.2021	10-000-000-52-5264-0000	20.89
855 Prairie 070621-080521	211875	0310060201_0821	084.08.2021	10-000-856-52-5264-0000	295.08
Kelly Park/Edison 070721-080621	211875	0370840000_0821	084.08.2021	10-000-000-52-5264-0000	63.05
DC Hist Museum 070621-080521	211875	0396760000_0821	084.08.2021	10-000-000-52-5264-0000	60.40
DC Hist Museum 070621-080521	211875	0396760000_0821	084.08.2021	10-430-000-52-5264-0000	25.88
Northside Park 070621-080521	211875	0402460000_0821	084.08.2021	10-000-000-52-5264-0000	257.45

Fund	Description	Vendor No	Vendor Name	Line Item Description	Check No	Invoice Number	Batch Number	GL Account Number	Amount
				Memorial Park 070621-080521	211875	0417770200_0821	084.08.2021	10-000-000-52-5264-000C	506.06
				Seven Gables Park 070721-080621	211875	0500620100_0821	084.08.2021	10-000-000-52-5264-000C	115.08
				Scottsdale Park 070721-080621	211875	0551600000_0821	084.08.2021	10-000-000-52-5264-000C	20.89
				Briar Patch Park 070721-080621	211875	0642091600_0821	084.08.2021	10-000-000-52-5264-000C	20.89
				Briar Patch Park 070721-080621	211875	0642091700_0821	084.08.2021	10-000-000-52-5264-000C	50.28
				Triangle Park 070621-080521	211875	0666060100_0821	084.08.2021	10-000-000-52-5264-000C	22.29
				Hillside Park 070721-080621	211875	0670480200_0821	084.08.2021	10-000-000-52-5264-000C	20.89
				Sunnyside Park 070721-080621	211875	0674020000_0821	084.08.2021	10-000-000-52-5264-000C	20.89
				Hoffman Park 070621-080521	211875	0693200000_0821	084.08.2021	10-000-000-52-5264-000C	20.89
				Briarknoll Park 070721-080621	211875	0922450100_0821	084.08.2021	10-000-000-52-5264-000C	20.89
Vendor Total:									1,890.84
00198	Cleary, Mary Beth			Reissue PRCK# 21262 12/04/2020 for Cleary	211691	21262	082.08.2021	10-000-000-25-2581-000C	700.00
Vendor Total:									700.00
00335	W W Grainger Inc			Hardware	211856	9971506838	083.08.2021	10-101-000-53-5334-000C	15.02
Vendor Total:									15.02
00386	Hagg Press Inc			Punch Passes	211805	113777	083.08.2021	10-000-416-53-5346-1903	1,209.91
Vendor Total:									1,209.91
00387	Haggerty Ford			Truck# 1154 PSC 37349	211807	6175	083.08.2021	10-101-000-53-5315-000C	220.87
Vendor Total:									220.87
00406	Commonwealth Edison			Seven Gables Park 071321-081121	211945	8679428014_0821	091.09.2021	10-000-000-52-5260-000C	15.19
Vendor Total:									15.19
00408	Community School District 200			Copy Paper	211694	060821	082.08.2021	10-000-856-53-5302-000C	509.00
				Copy Paper	211694	060821	082.08.2021	10-101-000-53-5302-000C	50.90
				Copy Paper	211694	060821	082.08.2021	10-000-000-53-5302-000C	152.70
Vendor Total:									712.60
00409	Communications Direct Inc			Radios for 07/09/21 - 07/10/21	211876	RN163792	084.08.2021	10-000-416-52-5241-1906	300.00
				Radios for Brew Fest	211876	RN164214	084.08.2021	10-000-416-52-5241-1903	250.00
Vendor Total:									550.00
00417	Constellation NewEnergy Inc			Main Street Tennis Lighting 070821-080621	211947	0081092079_0821	091.09.2021	10-000-000-52-5260-000C	26.17
				Parks & Planning 071421-081221	211791	1785163109_0821	083.08.2021	10-101-000-52-5260-000C	944.69
				Overpass Bridge 071521-081321	211877	2115116037_0821	084.08.2021	10-000-000-52-5260-000C	52.08
				Northside Park 071521-081321	211947	2423026020_0821	091.09.2021	10-000-000-52-5260-000C	64.27
				C L Herrick Park 071621-081621	211947	6703043016_0821	091.09.2021	10-000-000-52-5260-000C	55.85
				Northside Park 062221-072221	211696	7203024021_0721	082.08.2021	10-000-000-52-5260-000C	446.74
				Northside Park 072221-082021	211947	7203024021_0821	091.09.2021	10-000-000-52-5260-000C	446.56
				Briar Patch Park 071221-081021	211877	7671244006_0821	084.08.2021	10-000-000-52-5260-000C	56.89
				Hurley Park 071321-081121	211877	7928415004_0821	084.08.2021	10-000-000-52-5260-000C	21.78
				Northside Park 071521-081321	211947	8351597001_0821	091.09.2021	10-000-000-52-5260-000C	62.95
				855 Prairie 071521-081321	211877	8603078055_0821	084.08.2021	10-000-856-52-5260-000C	1,045.77
				Seven Gables Park 071321-081121	211877	8679427008_0821	084.08.2021	10-000-000-52-5260-000C	72.66
				DC History Museum 070821-080621	211877	8843216006_0821	084.08.2021	10-000-000-52-5260-000C	954.72

Fund	Description	Vendor No	Vendor Name	Line Item Description	Check No	Invoice Number	Batch Number	GL Account Number	Amount
	DC History Museum 070821-080621				211877	8843216006_0821	084.08.2021	10-430-000-52-5260-000C	409.17
	Memorial Park 070821-080621				211791	8843562003_0821	083.08.2021	10-000-000-52-5260-000C	24.49
								Vendor Total:	4,684.79
00671	NCPERS - IL IMRF - 0817								
	August 2021 NCPERS				211980	0817092021	091.09.2021	10-000-000-21-2130-000C	192.00
								Vendor Total:	192.00
00680	Northern Illinois Gas Company								
	855 Prairie 071921-081721				211900	0402035172_0821	084.08.2021	10-000-856-52-5261-000C	57.76
	855 Prairie 071921-081721				211900	0693040819_0821	084.08.2021	10-000-856-52-5261-000C	41.03
	855 Prairie 071921-081621				211981	0835554754_0821	091.09.2021	10-000-856-52-5261-000C	44.36
	855 Prairie 071921-081721				211900	1366082885_0821	084.08.2021	10-000-856-52-5261-000C	45.88
	Parks & Planning 071321-081121				211825	4604071755_0821	083.08.2021	10-101-000-52-5261-000C	137.02
	855 Prairie 071921-081721				211900	5076137885_0821	084.08.2021	10-000-856-52-5261-000C	41.03
	DC History Museum 071521-081321				211900	5389121000_0821	084.08.2021	10-430-000-52-5261-000C	57.79
	DC History Museum 071521-081321				211900	5389121000_0821	084.08.2021	10-000-000-52-5261-000C	134.84
								Vendor Total:	559.71
00698	NuToys Leisure Products Inc.								
	NS Swing Repair				211982	51793	091.09.2021	10-101-000-53-5310-000C	133.00
								Vendor Total:	133.00
00783	Randall Pressure Systems Inc								
	Plug Coupler 1209 PSC 35659				211734	I-40699-0	082.08.2021	10-101-000-53-5315-000C	121.49
								Vendor Total:	121.49
00792	Reinders Inc								
	Labor Equip 1364				211736	4066161-00	082.08.2021	10-101-000-52-5210-000C	738.00
	Parts Equip 1364				211736	4066161-00	082.08.2021	10-101-000-53-5315-000C	1,115.76
								Vendor Total:	1,853.76
00796	REXFORD RAND CORPORATION								
	Cleaning Supplies				211737	105907	082.08.2021	10-101-000-53-5316-000C	-378.00
	Cleaning Supplies				211737	106726	082.08.2021	10-101-000-53-5316-000C	525.00
								Vendor Total:	147.00
00864	Production Plus Graphics Inc								
	Sign Shop Supplies				211733	CG-306207	082.08.2021	10-101-000-53-5314-000C	59.75
	Sign Shop Supplies				211990	CG-308771	091.09.2021	10-101-000-53-5314-000C	1,035.13
								Vendor Total:	1,094.88
01023	Waste Management of Illinois Inc								
	Parks & Planning 070121-073121				211918	207653823005_0731	084.08.2021	10-101-000-52-5263-000C	1,288.11
								Vendor Total:	1,288.11
02243	Holsteins Garage								
	Truck Inspections				211811	1783	083.08.2021	10-101-000-52-5210-000C	160.00
								Vendor Total:	160.00
02254	Marathon Sportswear								
	Brewfest T-Shirts				211819	59329	083.08.2021	10-000-416-53-5346-1903	3,801.56
	Shakespeare Shirts				211977	60578	091.09.2021	10-000-416-53-5346-1907	256.10
								Vendor Total:	4,057.66
02300	Home Depot Credit Services								

Fund	Description					
Vendor No	Vendor Name					
Line Item Description		Check No	Invoice Number	Batch Number	GL Account Number	Amount
Concrete		211717	1340626	082.08.2021	10-101-000-53-5314-000C	113.78
4th of July Parade Supplies		211717	2011570	082.08.2021	10-101-000-53-5314-000C	481.54
Rotaroy Park Sign		211717	2625929	082.08.2021	10-101-000-53-5314-000C	100.44
Lumber and Supplies		211717	4350585	082.08.2021	10-101-000-53-5314-000C	191.90
Memorial Benches		211717	5020382	082.08.2021	10-101-000-53-5347-000C	211.05
Memorial Benches		211717	6010421	082.08.2021	10-101-000-53-5334-000C	20.88
Sign Supplies		211717	8340692	082.08.2021	10-101-000-53-5314-000C	117.48
Parade Float Supplies		211717	9292720	082.08.2021	10-101-000-53-5314-000C	394.17
Memorial Benches		211717	9340775	082.08.2021	10-101-000-53-5314-000C	100.13
Vendor Total:						1,731.37
02321	Haggerty Chevrolet					
Truck# 1119		211806	4269	083.08.2021	10-101-000-53-5315-000C	22.26
Vendor Total:						22.26
02796	NAPA					
Truck 1177 PSC 36128		211726	597874	082.08.2021	10-101-000-53-5315-000C	-6.23
Truck 1177 PSC 36128		211726	597877	082.08.2021	10-101-000-53-5315-000C	17.76
AC Refrigerant		211726	598066	082.08.2021	10-101-000-53-5315-000C	47.98
Tire Bead Sealer		211726	598869	082.08.2021	10-101-000-53-5315-000C	18.39
Antifreeze		211726	599381	082.08.2021	10-101-000-53-5315-000C	53.94
Couplers		211726	599396	082.08.2021	10-101-000-53-5315-000C	13.15
Rear Brake Pads		211726	599544	082.08.2021	10-101-000-53-5315-000C	98.19
Truck1177 PSC 36128		211726	599558	082.08.2021	10-101-000-53-5315-000C	-60.23
Truck 1107		211726	599600	082.08.2021	10-101-000-53-5315-000C	14.67
Supplies		211726	599614	082.08.2021	10-101-000-53-5315-000C	4.74
Backup Alarm Steel		211726	600886	082.08.2021	10-101-000-53-5315-000C	56.24
Absorbent		211726	601269	082.08.2021	10-101-000-53-5315-000C	6.74
Barricade Hose		211726	601613	082.08.2021	10-101-000-53-5315-000C	5.32
Supplies		211726	601652	082.08.2021	10-101-000-53-5315-000C	13.24
Parts Truck 1104 PSC 37031		211726	601848	082.08.2021	10-101-000-53-5315-000C	244.11
Truck 1188 Parts		211726	601873	082.08.2021	10-101-000-53-5315-000C	3.33
Truck 1104 PSC 37031		211726	601888	082.08.2021	10-101-000-53-5315-000C	31.32
Truck 1177 PSC 36128		211726	602007	082.08.2021	10-101-000-53-5315-000C	-50.62
Vendor Total:						512.04
03033	Lift Works Inc.					
Annual Lift Inspection		211976	w19240-1	091.09.2021	10-101-000-52-5210-000C	180.00
Annual Lift Inspection		211976	w19241-1	091.09.2021	10-101-000-52-5210-000C	180.00
Annual Lift Inspection		211976	w19242-1	091.09.2021	10-101-000-52-5210-000C	180.00
Vendor Total:						540.00
03163	Advanced Turf Solutions					
Millenium Ultra 2		211765	SO882906.2	083.08.2021	10-101-000-53-5333-000C	3,123.75
Memorial Turf Fertilizer		211675	SO944038	082.08.2021	10-101-000-53-5330-000C	2,242.50
Vendor Total:						5,366.25
03219	Novatoo					
4th of July Parade Sound		211901	12386	084.08.2021	10-000-416-52-5241-1902	1,097.00
Vendor Total:						1,097.00
03355	First Illinois Systems Inc.					
Pest Control Services August 2021		211799	29061	083.08.2021	10-430-000-52-5210-000C	103.00
Vendor Total:						103.00
03481	Tressler LLP					
Services through 073121		211849	432674	083.08.2021	10-000-000-52-5207-000C	326.67

Fund	Description	Vendor No	Vendor Name	Line Item Description	Check No	Invoice Number	Batch Number	GL Account Number	Amount
Vendor Total:									326.67
03754	Comcast Cable								
	DC History Museum 082221-092121	211944	87712040736543_05	091.09.2021		10-000-000-52-5262-000C			108.35
	Prairie 080521-090421	211693	87712047035906_05	082.08.2021		10-000-856-52-5262-000C			238.35
	Parks Services 081721-091621	211944	87712047526761_05	091.09.2021		10-101-000-52-5262-000C			108.35
Vendor Total:									455.05
03893	Parkcreation Inc.								
	Playground Replacement Pagoda Bell	211903	6924	084.08.2021		10-101-000-53-5310-000C			2,075.00
Vendor Total:									2,075.00
04109	Power Up Batteries LLC.								
	PSC 37359 Equip 1709	211830	P42319418	083.08.2021		10-101-000-53-5315-000C			103.95
Vendor Total:									103.95
04267	Martin Whalen Group Inc								
	Prairie - HR 072821-082721	211722	70550_0821	082.08.2021		10-418-000-52-5211-0000			12.31
	Prairie - HR 082821-092721	211897	70550_0921	084.08.2021		10-418-000-52-5211-0000			12.31
	Prairie - Payroll 072821-082721	211722	70562_0821	082.08.2021		10-419-000-52-5211-0000			19.90
	Prairie - Payroll 082821-092721	211897	70562_0921	084.08.2021		10-419-000-52-5211-0000			19.90
	Prairie-Finance 072821-082721	211722	76404_0821	082.08.2021		10-419-000-52-5211-0000			46.79
	Prairie-Finance 082821-092721	211897	76404_0921	084.08.2021		10-419-000-52-5211-0000			46.79
	Museum 072821-082721	211722	MW82277_0821	082.08.2021		10-000-000-52-5211-0000			51.77
	Museum 082821-092721	211897	MW82277_0921	084.08.2021		10-000-000-52-5211-0000			51.77
	Parks 072821-082721	211722	MW82522_0821	082.08.2021		10-101-000-52-5211-0000			139.62
	Parks 082821-092721	211897	MW82522_0921	084.08.2021		10-101-000-52-5211-0000			139.62
	Prairie 072821-082721	211722	MW82571_0821	082.08.2021		10-000-856-52-5211-0000			93.43
	Prairie 082821-092721	211897	MW82571_0921	084.08.2021		10-000-856-52-5211-0000			93.43
Vendor Total:									727.64
04296	Culligan DuPage Soft Water Service Inc								
	Drinking Water July 2021	211794	262006_0721W	083.08.2021		10-000-856-53-5302-000C			41.93
	Water Cooler Rental August 2021	211794	262006_0821R	083.08.2021		10-000-856-52-5220-000C			6.00
Vendor Total:									47.93
04557	Staples Contract and Commercial Inc								
	Supplies Credit	211840	3481417878	083.08.2021		10-101-000-53-5302-000C			-3.06
	Supplies	211840	3483658907	083.08.2021		10-101-000-53-5302-000C			94.14
	Supplies	211840	3483658907	083.08.2021		10-101-000-53-5316-000C			17.72
	Supplies	211840	3483658908	083.08.2021		10-101-000-53-5302-000C			10.79
	Latex Gloves	211840	3483658909	083.08.2021		10-101-000-53-5316-000C			106.80
	Paper Towels	211840	3483658910	083.08.2021		10-101-000-53-5316-000C			133.42
	Office Supplies	211840	3483658911	083.08.2021		10-101-000-53-5302-000C			20.10
Vendor Total:									379.91
04646	Caliendo Inc.								
	Volunteers Pizza & VIP Food	211780	080721A	083.08.2021		10-000-416-53-5346-1903			292.24
	Volunteers Pizza & VIP Food	211780	080721B	083.08.2021		10-000-416-53-5346-1903			3,500.00
Vendor Total:									3,792.24
04800	HWStar Holdings Corp.								
	Parks&Planning 073121-073121	211812	T0226060PSC_0721	083.08.2021		10-101-000-52-5263-000C			-1.44
Vendor Total:									-1.44
04896	Quadient Finance USA Inc.								

Fund	Description	Vendor No	Vendor Name	Line Item Description	Check No	Invoice Number	Batch Number	GL Account Number	Amount
				Supplies 7900 0440 3665 9674	211991	INV16443185	091.09.2021	10-000-000-53-5302-0000	196.69
				Supplies 7900 0400 3665 9674	211991	INV16453461	091.09.2021	10-000-000-53-5302-0000	139.73
								Vendor Total:	336.42
04928	Elevator Inspection Services Company Inc			Annual Elevator Inspection	211798	102465	083.08.2021	10-101-854-52-5211-0000	50.00
								Vendor Total:	50.00
05162	Hines Building Supply - US LBM LLC			Lumber	211715	5129350	082.08.2021	10-101-000-53-5314-0000	50.51
								Vendor Total:	50.51
05261	Hi Fi Events Inc.			Sound & Lighting for July Concerts	211966	WPD073121	091.09.2021	10-000-416-52-5241-1900	6,000.00
								Vendor Total:	6,000.00
05362	Shorewood Home & Auto Inc.			PSC 37032 Equip R1603	211837	01-263827	083.08.2021	10-101-000-53-5315-0000	472.51
								Vendor Total:	472.51
05384	Bowen, Timothy Dana			LEGO Week 08/02/21	211932	DB20909	091.09.2021	10-430-000-52-5210-0000	3,692.00
								Vendor Total:	3,692.00
05544	BCI Burke Co LLC			Playground Supplies	211774	080321	083.08.2021	10-101-000-53-5310-0000	136.08
								Vendor Total:	136.08
05733	Steiner Electric Company			Hurley Drinking Fountain	211747	S006899595.002	082.08.2021	10-101-000-53-5312-0000	347.84
				Atten Electrical	211998	S006952852.001	091.09.2021	10-101-000-53-5312-0000	219.36
								Vendor Total:	567.20
05810	US Bank Equipment Finance			Prairie Finance AUG 2021	211851	76404_0821	083.08.2021	10-419-000-52-5211-0000	29.81
				Museum AUG 2021	211851	82277_0821	083.08.2021	10-000-000-52-5211-0000	272.66
				Parks AUG 2021	211851	82522_0821	083.08.2021	10-101-000-52-5211-0000	136.33
				Prairie AUG 2021	211851	82571_0821	083.08.2021	10-000-856-52-5211-0000	227.21
								Vendor Total:	666.01
05943	COEO SOLUTIONS LLC			Parks 080121-083121	211692	11000057_0821	082.08.2021	10-101-000-52-5262-0000	661.53
				Museum 080121-083121	211692	11000057_0821	082.08.2021	10-000-000-52-5262-0000	661.53
				Prairie 080121-083121	211692	11000057_0821	082.08.2021	10-000-856-52-5262-0000	787.83
								Vendor Total:	2,110.89
06121	Zoro Tools Inc			Solar Cabinet	211763	INV9858459	082.08.2021	10-101-000-53-5312-0000	119.91
								Vendor Total:	119.91
06228	Voyant Communications			Admin 080121-083121	211753	111390_0821	082.08.2021	10-000-000-52-5262-0000	86.57
				HR 080121-083121	211753	111390_0821	082.08.2021	10-418-000-52-5262-0000	57.71
				Finance 080121-083121	211753	111390_0821	082.08.2021	10-419-000-52-5262-0000	205.21
				DCHM 080121-083121	211753	111390_0821	082.08.2021	10-430-000-52-5262-0000	38.48
				Parks 080121-083121	211753	111390_0821	082.08.2021	10-101-000-52-5262-0000	266.14

Fund	Description					
Vendor No	Vendor Name					
Line Item Description	Check No	Invoice Number	Batch Number	GL Account Number	Amount	
Vendor Total:						654.11
06250 LRS Holdings LLC						
Parks&Planning 080121-083121	211895	0004755364_0821	084.08.2021	10-101-000-52-5263-000C	36.50	
Vendor Total:						36.50
06308 Westlake Hardware Inc						
Pool Pump # 4	212013	12507196	091.09.2021	10-101-000-53-5315-000C	11.86	
Parts	212013	12507217	091.09.2021	10-101-000-53-5334-000C	52.13	
Parts	212013	12507224	091.09.2021	10-101-000-53-5315-000C	28.79	
Posts	212013	12507224	091.09.2021	10-101-000-53-5331-000C	7.73	
Sign Shop	212013	12507243	091.09.2021	10-101-000-53-5314-000C	43.47	
Equip # R1603 PSC 37032	212013	12507244	091.09.2021	10-101-000-53-5315-000C	19.07	
Supplies	212013	12507258	091.09.2021	10-101-000-53-5310-000C	48.48	
Truck # 1104	212013	12507269	091.09.2021	10-101-000-53-5315-000C	61.84	
Parts	212013	12507294	091.09.2021	10-101-000-53-5315-000C	17.78	
Supplies	212013	12507306	091.09.2021	10-101-000-53-5314-000C	12.59	
Supplies	212013	12607542	091.09.2021	10-101-000-53-5310-000C	24.24	
Supplies	212013	12607543	091.09.2021	10-101-000-53-5310-000C	-39.50	
Paint and Hornet Spray	212013	12607586	091.09.2021	10-101-000-53-5314-000C	52.00	
Bulk Fasteners	212013	12607587	091.09.2021	10-101-000-53-5315-000C	5.40	
Vendor Total:						345.88
06421 Way 2 Easy, Inc.						
Quarterly Security - DHM	211857	INV-012754	083.08.2021	10-101-854-52-5211-000C	569.97	
Quarterly Security - Parks Service Center	211857	INV-012756	083.08.2021	10-101-000-52-5211-000C	434.97	
Quarterly Security - Prairie	211857	INV-012757	083.08.2021	10-101-856-52-5211-000C	353.97	
Vendor Total:						1,358.91
06445 The Clay Companies						
PSC Walkway Repair	211845	21-24738	083.08.2021	10-101-000-52-5210-000C	575.00	
Prairie Sidewalk	211845	21-24739	083.08.2021	10-101-856-52-5210-000C	575.00	
Vendor Total:						1,150.00
06449 Bishop, Zachary						
Mileage Reimbursement for 6/29/2021-7/16/202	211867	071621	084.08.2021	10-430-000-54-5422-000C	22.40	
Vendor Total:						22.40
06539 Runco Office Supply & Equipment Co						
Office Supplies	211739	833482-0	082.08.2021	10-000-000-53-5302-000C	234.61	
Vendor Total:						234.61
06542 Call One, Inc.						
Admin 081521-091421	211781	97900018657_0921	083.08.2021	10-000-000-52-5262-000C	233.44	
Vendor Total:						233.44
06674 Lingo Communications LLC						
Parks 080421-090321	211816	960579_0921	083.08.2021	10-101-000-52-5262-000C	248.75	
HR 080421-090321	211816	960579_0921	083.08.2021	10-418-000-52-5262-000C	50.17	
Finance 080421-090321	211816	960579_0921	083.08.2021	10-419-000-52-5262-000C	50.18	
Admin 080421-090321	211816	960579_0921	083.08.2021	10-000-000-52-5262-000C	149.25	
Vendor Total:						498.35
06755 Francis, Fred						
Goddess of Rock Deposit	211961	091021	091.09.2021	10-000-416-52-5241-190C	1,556.25	
Landslide Deposit	211961	091121	091.09.2021	10-000-416-52-5241-190C	875.00	

Fund	Description	Vendor No	Vendor Name	Line Item Description	Check No	Invoice Number	Batch Number	GL Account Number	Amount
Vendor Total:									2,431.25
06899	Durbin, Peter J.								
Jagged Little Pill Deposit		211953	091021	091.09.2021	10-000-416-52-5241-1906				300.00
Vendor Total:									300.00
06939	Lynch, Terrence								
Winston Churchill 8/21/21		211896	082121	084.08.2021	10-430-000-52-5210-0000				300.00
Vendor Total:									300.00
06955	Mancinelli, Ozzie								
PettyBreakers Deposit		211984	091121	091.09.2021	10-000-416-52-5241-1906				1,875.00
Vendor Total:									1,875.00
06959	V2 Productions LLC								
Sound for Shakespeare		212009	081621	091.09.2021	10-000-416-52-5241-1907				7,250.00
Vendor Total:									7,250.00
TMP*3435	Sienkiewicz, Gail								
Reissue PRCK# 20734 07/03/2020 for Sienkiew	211745	20734	082.08.2021	10-000-000-25-2581-0000					40.91
Vendor Total:									40.91
TMP*3436	Gedritis, Irie								
Reissue PRCK# 21200 11/06/2020 for Gedritis	211710	21200	082.08.2021	10-000-000-25-2581-0000					61.17
Vendor Total:									61.17
TMP*3437	Solberg, Daniel								
Reissue PRCK# 21052 09/25/2020 for Solberg	211746	21052	082.08.2021	10-000-000-25-2581-0000					53.10
Vendor Total:									53.10
TMP*3438	Hitzeman, Matthew								
Reissue PRCK# 21406 02/26/2021 for Hitzeman	211716	21406	082.08.2021	10-000-000-25-2581-0000					158.64
Reissue PRCK# 21446 03/26/2021 for Hitzeman	211716	21446	082.08.2021	10-000-000-25-2581-0000					153.83
Vendor Total:									312.47
TMP*3441	Napier, Charlie Sigmund								
Reissue PR #22346 07/30/21 for Napier	211727	11049	082.08.2021	10-000-000-25-2581-0000					300.88
Vendor Total:									300.88
TMP*3442	O'Brien, Courtney								
Reissue PR #22347 07/30/21 for O'Brien	211728	11099	082.08.2021	10-000-000-25-2581-0000					394.91
Vendor Total:									394.91
TMP*3443	Tomshack, Nolan								
Reissue Payroll DD 08/13/21 for Tomshack	211847	10020	083.08.2021	10-000-000-25-2581-0000					649.09
Vendor Total:									649.09
TMP*3444	Davis, Bertria								
Reissue Payroll DD 08/13/21 for Davis	211795	11118	083.08.2021	10-000-000-25-2581-0000					219.15
Vendor Total:									219.15
Fund Total:									77,468.44
20	Recreation								
00041	Anderson Lock								
Keys		211677	1070909	082.08.2021	20-101-220-53-5313-0000				66.62

Fund	Description	Vendor No	Vendor Name	Line Item Description	Check No	Invoice Number	Batch Number	GL Account Number	Amount
Vendor Total:									66.62
00042	Anderson Elevator Co.								
	CC Elevator Maintenance August 2021	211769	INV-45786-K3G5	083.08.2021		20-101-220-52-5211-0000			183.00
	CAC Elevator Maintenance August 2021	211769	INV-45787-G4Q3	083.08.2021		20-101-225-52-5211-0000			189.00
Vendor Total:									372.00
00054	Aqua Pure Enterprises Inc.								
	Rice Pool Chemicals	211678	0136722-IN	082.08.2021		20-101-232-53-5335-0000			287.02
Vendor Total:									287.02
00057	Armbrust Plumbing & Air Conditioning Inc.								
	Pool Service Call	211772	21354007	083.08.2021		20-101-232-52-5211-0000			654.00
Vendor Total:									654.00
00082	Porter Pipe & Supply Company Inc								
	PVC Stone Flange	211988	12236232-01	091.09.2021		20-101-232-53-5302-0000			272.98
Vendor Total:									272.98
00192	City of Wheaton								
	July Board Meeting	211689	509984	082.08.2021		20-000-000-54-5401-0000			101.67
Vendor Total:									101.67
00193	City of Wheaton								
	Rathje Park 070721-080621	211875	0007650000_0821	084.08.2021		20-000-000-52-5264-0000			87.09
	Graf Park/Monroe 070621-080521	211875	0034005200_0821	084.08.2021		20-000-000-52-5264-0000			20.89
	Graf Pk/Monroe 070621-080521	211875	0034005300_0821	084.08.2021		20-000-000-52-5264-0000			77.45
	Northside Pool 070621-080521	211875	0052890000_0821	084.08.2021		20-222-231-52-5264-0000			1,974.30
	Northside Pool 070621-080521	211875	0052890100_0821	084.08.2021		20-222-231-52-5264-0000			2,919.56
	Boy Scout Cabin 070621-080521	211875	0052910000_0821	084.08.2021		20-000-000-52-5264-0000			22.29
	Toohy Park 070721-080621	211875	0212470900_0821	084.08.2021		20-000-000-52-5264-0000			229.85
	Atten Park 070721-080621	211875	0280800000_0821	084.08.2021		20-000-000-52-5264-0000			44.09
	Atten Park 070721-080621	211875	0280840800_0821	084.08.2021		20-000-000-52-5264-0000			2,890.56
	Central Athletic Complex 070621-080521	211875	0366180000_0821	084.08.2021		20-220-225-52-5264-0000			37.50
	Central Athletic Complex 070621-080521	211875	0366190000_0821	084.08.2021		20-220-225-52-5264-0000			193.36
	Clocktower Commons 070621-080521	211875	0367030000_0821	084.08.2021		20-350-303-52-5264-0000			264.65
	Zamboni Storage 070621-080521	211875	0375250000_0821	084.08.2021		20-220-225-52-5264-0000			63.05
	Mary Lubko Center 070621-080521	211875	0417780000_0821	084.08.2021		20-000-304-52-5264-0000			84.65
	Rice Pool 070721-080621	211875	0443170000_0821	084.08.2021		20-222-232-52-5264-0000			12,815.66
	Rice Pool 070721-080621	211875	0443170100_0821	084.08.2021		20-222-232-52-5264-0000			1,103.50
	Rice Pool 070721-080621	211875	0443170200_0821	084.08.2021		20-222-232-52-5264-0000			796.06
Vendor Total:									23,624.51
00237	Dreisilker Electric Motors								
	Vacuum Belt	211703	I190061	082.08.2021		20-101-220-53-5313-0000			28.68
Vendor Total:									28.68
00308	Future Pros								
	Reimbursement for MFC Spring 2021 Out of Sta	211962	032221	091.09.2021		20-220-204-52-5280-4456			1,142.11
	Ruben Stivans Pee Wee and Open Camps	211801	062921	083.08.2021		20-220-203-52-5280-3383			4,672.80
	Wings Foot Skills Camps	211801	070621	083.08.2021		20-220-203-52-5280-3376			1,156.32
	Reimbursement for Wings Summer 2021 Out of	211962	070821	091.09.2021		20-220-204-52-5280-4457			1,253.30
	Ruben Stivans Pee Wee and Open Camps	211801	072021	083.08.2021		20-220-203-52-5280-3383			1,953.60
	Wings Foot Skills and Conditioning Camps	211801	072021A	083.08.2021		20-220-203-52-5280-3376			958.32
	Wings Conditioning Camp	211801	080121	083.08.2021		20-220-203-52-5280-3376			435.60
	Wings Conditioning Camps	211884	081021	084.08.2021		20-220-203-52-5280-3376			554.40

Fund	Description	Vendor No	Vendor Name	Line Item Description	Check No	Invoice Number	Batch Number	GL Account Number	Amount
Vendor Total:									12,126.45
00334	Gordon Food Service								
	Rice Food Product	211711	211757541	082.08.2021	20-222-232-53-5328-000C				827.10
	Northside Food Product	211711	211757541	082.08.2021	20-222-231-53-5328-000C				297.30
	Concessions for Resale	211886	211923689	084.08.2021	20-222-232-53-5328-000C				555.68
	Rice Concession Supplies	211711	960061450	082.08.2021	20-222-232-53-5329-000C				118.92
	Northside Food Product	211711	960061525	082.08.2021	20-222-231-53-5328-000C				575.83
	Concessions for Resale	211886	960061946	084.08.2021	20-222-231-53-5328-000C				719.10
	Concessions for Resale	211886	960061982	084.08.2021	20-222-232-53-5328-000C				303.30
Vendor Total:									3,397.23
00336	All American Sports Corp								
	Football Helmets	211927	60430697	091.09.2021	20-221-222-53-5302-000C				5,008.97
Vendor Total:									5,008.97
00386	Hagg Press Inc								
	Fall 2021 Program Guide	211887	113794	084.08.2021	20-000-415-52-5235-000C				695.32
Vendor Total:									695.32
00391	HALOGEN SUPPLY COMPANY								
	Pool Putty	211808	00569277	083.08.2021	20-101-232-53-5313-000C				74.56
	Rice Pool Chemicals	211808	00569277	083.08.2021	20-101-232-53-5335-000C				131.52
Vendor Total:									206.08
00406	Commonwealth Edison								
	Lincoln Marsh Office 071521-081321	211945	8435664018_0821	091.09.2021	20-000-112-52-5260-000C				227.32
Vendor Total:									227.32
00408	Community School District 200								
	Copy Paper	211694	060821	082.08.2021	20-000-112-53-5302-000C				152.70
	Copy Paper	211694	060821	082.08.2021	20-000-205-53-5302-000C				636.25
	Copy Paper	211694	060821	082.08.2021	20-224-220-53-5302-000C				610.80
Vendor Total:									1,399.75
00417	Constellation NewEnergy Inc								
	Seven Gables Barn 062821-072821	211791	0220031032_0721	083.08.2021	20-000-000-52-5260-000C				69.26
	Community Center 071221-081021	211877	0534243000_0821	084.08.2021	20-224-220-52-5260-000C				16,336.78
	Rice Pool 071221-081021	211877	0534243000_0821	084.08.2021	20-222-232-52-5260-000C				5,445.59
	Atten Park 071221-081021	211877	0788335008_0821	084.08.2021	20-000-000-52-5260-000C				405.43
	Graf Park/Monroe 071221-081021	211877	0788340009_0821	084.08.2021	20-000-000-52-5260-000C				248.11
	Zamboni Storage 063021-073021	211791	11100160150_0721	083.08.2021	20-220-225-52-5260-000C				34.08
	Graf Park/Monroe 071221-081021	211791	1371090088_0821	083.08.2021	20-000-000-52-5260-000C				73.55
	Central Athletic Complex 070921-080921	211791	6219071053_0821	083.08.2021	20-220-225-52-5260-000C				4,727.66
	Toohey Park 071321-081121	211947	6414387023_0821	091.09.2021	20-000-000-52-5260-000C				464.58
	Clocktower Commons 070921-080921	211877	7123061000_0821	084.08.2021	20-350-303-52-5260-000C				297.98
	Rathje Park 071421-081221	211791	7592636002_0821	083.08.2021	20-000-000-52-5260-000C				175.59
	Northside Shelter 071521-081321	211947	8351586008_0821	091.09.2021	20-000-000-52-5260-000C				95.90
	Girl Scout Cabin 071521-081321	211877	8351594000_0821	084.08.2021	20-000-000-52-5260-000C				35.37
	Northside Pool 071521-081321	211947	8351595007_0821	091.09.2021	20-222-231-52-5260-000C				2,417.09
	Boy Scout Cabin 071521-081321	211877	8351596004_0821	084.08.2021	20-000-000-52-5260-000C				24.68
	Mary Lubko Center 070821-080621	211791	8843417003_0821	083.08.2021	20-000-304-52-5260-000C				563.55
Vendor Total:									31,415.20
00418	Conserv FS Inc.								
	Field Paint	211946	6408594	091.09.2021	20-101-000-53-5349-000C				2,308.00

Fund	Description	Vendor No	Vendor Name	Line Item Description	Check No	Invoice Number	Batch Number	GL Account Number	Amount
Vendor Total:									2,308.00
00453	ILLINOIS AMERICAN WATER CO.								
	Lincoln Marsh 071521-081221	211892	1025211695604_082	084.08.2021		20-000-112-52-5264-0000			29.67
Vendor Total:									29.67
00475	Constellation Newenergy Gas Division LLC								
	Rice Pool 070121-073121	211790	7718490000_0721	083.08.2021		20-222-232-52-5261-0000			1,425.33
	Community Center 070121-073121	211790	7718490000_0721	083.08.2021		20-224-220-52-5261-0000			4,275.97
Vendor Total:									5,701.30
00489	JOE & ROSS ICE CREAM								
	Rice Ice Cream Product	211719	13729933	082.08.2021		20-222-232-53-5328-0000			426.99
	CTC Ice Cream Order	211971	13730077	091.09.2021		20-350-303-53-5328-0000			235.90
	Concessions for Resale	211893	13730133	084.08.2021		20-222-231-53-5328-0000			244.00
	Concessions for Resale	211893	13730153	084.08.2021		20-222-231-53-5328-0000			162.00
Vendor Total:									1,068.89
00512	Kantor, Gary								
	Summer Class July 2021	211815	070821	083.08.2021		20-220-202-52-5280-2275			174.24
Vendor Total:									174.24
00525	Kirhofers Sports Inc								
	BB Belts and Hats	211972	53537	091.09.2021		20-221-223-53-5306-0000			1,200.00
Vendor Total:									1,200.00
00623	Midwest Service & Installation Inc								
	PPFC Preventative Maintenance	211724	132914	082.08.2021		20-350-302-52-5211-0000			945.00
	Equipment Repairs	211724	133013	082.08.2021		20-350-302-53-5302-0000			956.34
	Inv# 134172 Preventative Maintenance	211898	134172	084.08.2021		20-350-302-52-5211-0000			945.00
	Equipment Repairs Inv# 134233	211822	134233	083.08.2021		20-350-302-53-5302-0000			413.31
Vendor Total:									3,259.65
00643	Morrow, Bob								
	Referee for 3 on 3 League	211899	073121	084.08.2021		20-220-225-52-5280-4402			603.75
	Referee - July Travel Games	211899	073121A	084.08.2021		20-220-204-52-5280-4404			700.00
Vendor Total:									1,303.75
00680	Northern Illinois Gas Company								
	Central Athletic Complex 071521-081321	211900	1750636993_0821	084.08.2021		20-220-225-52-5261-0000			158.17
	Rathje Park 071321-081121	211825	1812901000_0821	083.08.2021		20-000-000-52-5261-0000			41.01
	Toohey Park 071221-081021	211825	4163602345_0821	083.08.2021		20-000-000-52-5261-0000			129.57
	Zamboni Storage 071521-081321	211900	4910440592_0821	084.08.2021		20-220-225-52-5261-0000			41.02
	Mary Lubko Center 071521-081221	211981	4920221000_08/21	091.09.2021		20-000-304-52-5261-0000			43.71
	Memorial Park Bandshell 071521-081321	211900	81577915226_0821	084.08.2021		20-000-000-52-5261-0000			50.74
Vendor Total:									464.22
00742	Pepsi Beverages Company								
	Vending Machine Product	211905	50792953	084.08.2021		20-222-231-53-5329-0000			139.24
	Vending Machine Product	211905	50792953	084.08.2021		20-222-231-53-5351-0000			212.51
Vendor Total:									351.75
00748	PIONEER MANUFACTURING CO INC								
	Field Spray	211731	INV796615	082.08.2021		20-101-000-53-5349-0000			884.40
Vendor Total:									884.40

Fund	Description	Vendor No	Vendor Name	Line Item Description	Check No	Invoice Number	Batch Number	GL Account Number	Amount
00794	RENTALMAX L.L.C.			Machine Rental	211908	493304-8	084.08.2021	20-101-225-53-5313-0000	224.00
Vendor Total:									224.00
00796	REXFORD RAND CORPORATION			Cleaning Supplies	211737	106726	082.08.2021	20-101-220-53-5316-0000	400.00
Vendor Total:									400.00
00838	SANTO SPORT STORE			Hats	211740	502327	082.08.2021	20-220-204-53-5301-4432	906.93
Vendor Total:									906.93
00842	SCHAUMBURG ATHLETIC ASSOC.			Soccerfest - Wings SC 2012 Elite Girls	211835	082721	083.08.2021	20-220-204-52-5280-4457	650.00
				Soccerfest - Wings SC 2010 Elite Boys	211835	082821	083.08.2021	20-220-204-52-5280-4457	650.00
				Soccerfest - Wings SC 2011 Elite Boys	211835	082921	083.08.2021	20-220-204-52-5280-4457	650.00
Vendor Total:									1,950.00
00859	Shining Star Productions			Summer Classes Session 1	211910	071921	084.08.2021	20-220-202-52-5280-2256	722.50
				Summer Session Two	211996	082521	091.09.2021	20-220-202-52-5280-2256	858.50
Vendor Total:									1,581.00
00942	Terrace Supply Company			Rice Pool Chemicals	211912	01027027	084.08.2021	20-101-232-53-5335-0000	108.36
				NS Pool Chemicals	211912	01027028	084.08.2021	20-101-231-53-5335-0000	33.66
				Rice Pool Chemicals	211912	70502670	084.08.2021	20-101-232-53-5335-0000	263.61
				Northside Pool Chemicals	211844	70505874	083.08.2021	20-101-231-53-5335-0000	183.74
				Rice Pool Chemicals	211844	70505908	083.08.2021	20-101-232-53-5335-0000	343.48
				NS Pool Chemicals	211912	70506564	084.08.2021	20-101-231-53-5335-0000	183.74
				Rice Pool Chemicals	211912	70507072	084.08.2021	20-101-232-53-5335-0000	423.36
				NS Pool Chemicals	212002	70507905	091.09.2021	20-101-231-53-5335-0000	103.87
				Rice Pool Chemicals	212002	70507906	091.09.2021	20-101-232-53-5335-0000	423.36
				NS Pool Chemicals	212002	70508316	091.09.2021	20-101-231-53-5335-0000	103.87
				Rice Pool Chemicals	212002	70508319	091.09.2021	20-101-232-53-5335-0000	423.36
Vendor Total:									2,594.41
01017	Walmart Community			Camp Supplies	211754	1636723672	082.08.2021	20-220-207-53-5301-7734	153.18
				Camp Supplies	211754	1636723672	082.08.2021	20-220-207-53-5301-7775	185.38
				Camp Supplies	211754	1636723672	082.08.2021	20-220-207-53-5301-7775	55.03
				Camp Supplies	211754	1636723672	082.08.2021	20-220-207-53-5301-7776	140.01
				Camp Supplies	211754	1636723672	082.08.2021	20-220-207-53-5301-7705	26.76
				Camp Supplies	211754	1636723672	082.08.2021	20-220-207-53-5301-7705	194.32
				Camp Supplies	211754	1636723672	082.08.2021	20-220-207-53-5301-7734	134.81
				Camp Supplies	212012	1637246612	091.09.2021	20-220-207-53-5301-7705	224.83
				Camp Supplies	212012	1637246612	091.09.2021	20-220-207-53-5301-7734	43.80
Vendor Total:									1,158.12
01023	Waste Management of Illinois Inc			Community Center 080121-083121	211918	12272113008_0821	084.08.2021	20-224-220-52-5263-0000	551.19
				Rice Pool 080121-083121	211918	12272113008_0821	084.08.2021	20-222-232-52-5263-0000	155.46
				Manchester Park 070121-073121	211918	207653823005_0731	084.08.2021	20-000-000-52-5263-0000	1,288.11
Vendor Total:									1,994.76
01042	WHEATON MEAT CO INC			Concessions	211756	16365	082.08.2021	20-221-223-53-5329-0000	303.20

Fund	Description	Vendor No	Vendor Name	Line Item Description	Check No	Invoice Number	Batch Number	GL Account Number	Amount
				Concessions	211756	16386	082.08.2021	20-221-223-53-5329-0000	75.80
								Vendor Total:	379.00
01073	Wostratzky, Rick			Adult SB Umpires June 2021	211760	080321	082.08.2021	20-220-204-52-5280-4417	975.00
								Vendor Total:	975.00
01081	YOUNG REMBRANDTS			Summer Classes	211921	1815	084.08.2021	20-220-201-52-5280-1130	250.00
				Summer Classes	211921	1827	084.08.2021	20-220-201-52-5280-1130	500.00
				Summer Classes	211921	1828	084.08.2021	20-220-201-52-5280-1130	550.00
								Vendor Total:	1,300.00
01108	Crystal Mgmt & Maintenance Corp			Cleaning Services August 2021	211700	27718	082.08.2021	20-101-220-52-5210-0000	1,980.00
				CAC Cleaning Service September 2021	211950	27784	091.09.2021	20-101-225-52-5212-0000	975.00
								Vendor Total:	2,955.00
01120	Holy Cow Sports Inc.			Softball Trophie	211968	211010	091.09.2021	20-221-223-53-5319-4776	260.00
				Softball Trophies	211968	211012	091.09.2021	20-221-223-53-5319-0000	1,088.00
								Vendor Total:	1,348.00
02265	Parts Town			Graf Ice Machine	211904	27564968	084.08.2021	20-101-000-53-5313-0000	42.87
								Vendor Total:	42.87
02300	Home Depot Credit Services			Graf Park Repairs	211717	6010422	082.08.2021	20-101-000-53-5349-0000	38.98
								Vendor Total:	38.98
02460	IWM Corporation			Monthly Water Treatment	211814	20686	083.08.2021	20-101-220-52-5211-0000	415.00
								Vendor Total:	415.00
02834	Bathing Brands Inc			Thermometer	211681	341260	082.08.2021	20-101-000-53-5313-0000	309.37
								Vendor Total:	309.37
02865	Monarch Fire Protection Inc.			Annual Sprinkler Inspection	211823	15604	083.08.2021	20-101-220-52-5211-0000	690.00
								Vendor Total:	690.00
03296	Ditchman, Deborah			Mileage Reimbursement 063021-072321	211702	072321	082.08.2021	20-220-112-53-5301-6640	30.24
								Vendor Total:	30.24
03481	Tressler LLP			Services through 073121	211849	432674	083.08.2021	20-000-000-52-5207-0000	326.67
								Vendor Total:	326.67
03754	Comcast Cable			Community Center 090121-093021	211944	87712004762650_05	091.09.2021	20-224-220-52-5262-0000	4.20
				Admin IP Services 082621-092521	211944	87712047315272_05	091.09.2021	20-224-220-52-5262-0000	153.40
				Central Athletic Center 081621-091521	211789	87712047361631_05	083.08.2021	20-101-225-52-5262-0000	108.35
				Mary Lubko Center 081921-091821	211944	87712047526787_05	091.09.2021	20-000-304-52-5262-0000	108.35

Fund	Description	Vendor No	Vendor Name	Line Item Description	Check No	Invoice Number	Batch Number	GL Account Number	Amount
				Lincoln Marsh 081821-091721	211944	87712047527272_05	091.09.2021	20-000-112-52-5262-0000	108.35
				Clocktower Commons 081121-091021	211789	87712047624798_05	083.08.2021	20-350-303-52-5262-0000	108.35
				Northside Pool 081121-091021	211789	87712047626371_05	083.08.2021	20-222-231-52-5262-0000	108.35
				Central Athletic Complex 081121-091021	211789	87712047708096_05	083.08.2021	20-220-225-52-5262-0000	238.35
				Vendor Total:					937.70
03913	Brymax Enterprises Inc.			Dippin Dots Food Product	211686	260086	082.08.2021	20-222-232-53-5328-0000	201.60
				Dippin Dots Food Product	211686	267170	082.08.2021	20-222-231-53-5328-0000	504.00
				Dippin Dots Food Product	211686	267171	082.08.2021	20-222-232-53-5328-0000	554.40
				Concessions for Resale	211868	267179	084.08.2021	20-222-232-53-5328-0000	201.60
				Concessions for Resale	211868	267187	084.08.2021	20-222-232-53-5328-0000	403.20
				Concessions for Resale	211868	267197	084.08.2021	20-222-232-53-5328-0000	554.40
				Concessions for Resale	211868	267198	084.08.2021	20-222-231-53-5328-0000	302.40
				Dippin Dots Food Product	211686	267276	082.08.2021	20-222-232-53-5328-0000	453.60
				Vendor Total:					3,175.20
03933	Weber-Crebs, Madeleine			Spring Zoom Class	211858	062121	083.08.2021	20-220-202-52-5280-2210	322.50
				Vendor Total:					322.50
04054	Dunham Woods Farms Inc.			June Summer Camps	211881	1171	084.08.2021	20-220-208-52-5280-8820	625.00
				July and August Summer Camps	211881	1179	084.08.2021	20-220-208-52-5280-8820	375.00
				July and August Summer Camps	211881	1184	084.08.2021	20-220-208-52-5280-8820	585.00
				Vendor Total:					1,585.00
04266	ChemCraft Industries			Foam Soap	211784	257476-1	083.08.2021	20-101-220-53-5313-0000	191.40
				Paper Towels	211937	257898	091.09.2021	20-101-220-53-5313-0000	1,016.50
				Vendor Total:					1,207.90
04267	Martin Whalen Group Inc			Community Center - Front Desk 072821-082721	211722	70547_0821	082.08.2021	20-224-220-52-5211-0000	27.77
				Community Center - Front Desk 082821-092721	211897	70547_0921	084.08.2021	20-224-220-52-5211-0000	27.77
				Community Center 072821-082721	211722	72100_0821	082.08.2021	20-224-220-52-5211-0000	20.85
				Community Center 082821-092721	211897	72100_0921	084.08.2021	20-224-220-52-5211-0000	20.85
				Rice Pool 072821-082721	211722	77847_0821	082.08.2021	20-222-232-52-5211-0000	8.48
				Rice Pool 082821-092721	211897	77847_0921	084.08.2021	20-222-232-52-5211-0000	8.48
				Northside Pool 072821-082721	211722	79033_0821	082.08.2021	20-222-231-52-5211-0000	4.84
				Northside Pool 082821-092721	211897	79033_0921	084.08.2021	20-222-231-52-5211-0000	4.84
				Parks Plus 072821-082721	211722	86351_0821	082.08.2021	20-350-302-52-5211-0000	16.80
				Parks Plus 082821-092721	211897	86351_0921	084.08.2021	20-350-302-52-5211-0000	16.80
				Prairie - Marketing 072821-082721	211722	MW81543_0821	082.08.2021	20-000-415-52-5211-0000	470.22
				Prairie - Marketing 082821-092721	211897	MW81543_0921	084.08.2021	20-000-415-52-5211-0000	470.22
				Mary Lubko Center 072821-082721	211722	MW81956_0821	082.08.2021	20-000-304-52-5211-0000	19.37
				Mary Lubko Center 082821-092721	211897	MW81956_0921	084.08.2021	20-000-304-52-5211-0000	19.37
				Lincoln Marsh 072821-082721	211722	MW81957_0821	082.08.2021	20-000-112-52-5211-0000	108.70
				Lincoln Marsh 082821-092721	211897	MW81957_0921	084.08.2021	20-000-112-52-5211-0000	108.70
				Community Center 072821-082721	211722	MW82133_0821	082.08.2021	20-224-220-52-5211-0000	148.92
				Community Center 082821-092721	211897	MW82133_0921	084.08.2021	20-224-220-52-5211-0000	148.92
				Community Center 072821-082721	211722	MW82278_0821	082.08.2021	20-000-000-52-5211-0000	89.72
				Community Center 082821-092721	211897	MW82278_0921	084.08.2021	20-000-000-52-5211-0000	89.72
				Vendor Total:					1,831.34
04276	Handlon, Cristin			Mileage Reimbursement for July and August 2021	211888	081921	084.08.2021	20-000-200-54-5422-0000	49.81

Fund	Description	Vendor No	Vendor Name	Line Item Description	Check No	Invoice Number	Batch Number	GL Account Number	Amount

Fund	Description	Vendor No	Vendor Name	Line Item Description	Check No	Invoice Number	Batch Number	GL Account Number	Amount
				Inv# 826904 Towels for PPFC	211882	826904	084.08.2021	20-350-302-53-5302-0000	253.47
								Vendor Total:	253.47
05430	B1 & C1			Let's Play Summer Sessions 2021	211773	PD842021	083.08.2021	20-220-203-52-5280-3361	1,071.00
								Vendor Total:	1,071.00
05540	Performance Chemical & Supply			Supplies	211730	264637	082.08.2021	20-101-220-53-5316-0000	73.89
				Supplies	211730	264795	082.08.2021	20-101-220-53-5316-0000	109.46
				Supplies	211730	264813	082.08.2021	20-101-220-53-5316-0000	644.10
				Building Supplies	211987	265673	091.09.2021	20-101-220-53-5313-0000	165.92
								Vendor Total:	993.37
05748	G.A.G. Industries Inc.			Filters	211709	INV271114	082.08.2021	20-101-225-53-5313-0000	80.91
								Vendor Total:	80.91
05810	US Bank Equipment Finance			Marketing AUG 2021	211851	81543_0821	083.08.2021	20-000-415-52-5211-0000	568.04
				Mary Lubko Center AUG 2021	211851	81956_0821	083.08.2021	20-000-304-52-5211-0000	113.61
				Lincoln Marsh AUG 2021	211851	81957_0821	083.08.2021	20-000-112-52-5211-0000	113.61
				Community Center AUG 2021	211851	82133_0821	083.08.2021	20-224-220-52-5211-0000	517.23
				Community Center AUG 2021	211851	82278_0821	083.08.2021	20-000-000-52-5211-0000	272.66
								Vendor Total:	1,585.15
05889	Schumacher, Nick			People Training Dogs Summer 2021	211909	081921	084.08.2021	20-220-305-52-5280-1068	1,001.00
								Vendor Total:	1,001.00
05943	COEO SOLUTIONS LLC			Community Center 080121-083121	211692	11000057_0821	082.08.2021	20-224-220-52-5262-0000	1,314.08
				Lincoln Marsh 080121-083121	211692	11000057_0821	082.08.2021	20-000-112-52-5262-0000	661.53
								Vendor Total:	1,975.61
05944	Rebel Athletic Inc.			School Competition Cheerleading Uniforms	211735	SO-4270324	082.08.2021	20-221-221-53-5330-0000	16,539.00
								Vendor Total:	16,539.00
05995	Showalter Roofing Service Inc			Repair Three Roof Drains	211743	40478	082.08.2021	20-101-225-52-5210-0000	2,435.00
								Vendor Total:	2,435.00
06002	Youth Tech Inc			iCode and Animation Class	211861	7095	083.08.2021	20-220-208-52-5280-8821	1,857.90
				June 28 Camps	212016	7136	091.09.2021	20-220-208-52-5280-8821	2,217.60
				Movie Makers and iGame Creators Class	211861	7172	083.08.2021	20-220-208-52-5280-8821	2,217.60
				iMobile Game Design Class	211861	7220	083.08.2021	20-220-208-52-5280-8821	1,521.30
				Game Design Camps 07/26/21	211923	7233	084.08.2021	20-220-208-52-5280-8821	2,201.10
				iGame Creators Class	211861	7267	083.08.2021	20-220-208-52-5280-8821	1,650.00
								Vendor Total:	11,665.50
06228	Voyant Communications			Clocktower Commons 080121-083121	211753	111390_0821	082.08.2021	20-350-303-52-5262-0000	35.27
				Athletics 080121-083121	211753	111390_0821	082.08.2021	20-220-203-52-5262-0000	80.16
				Leagues 080121-083121	211753	111390_0821	082.08.2021	20-220-204-52-5262-0000	76.95

Fund	Description	Vendor No	Vendor Name	Line Item Description	Check No	Invoice Number	Batch Number	GL Account Number	Amount
				Programs 080121-083121	211753	111390_0821	082.08.2021	20-220-000-52-5262-000C	112.23
				Northside Pool 080121-083121	211753	111390_0821	082.08.2021	20-222-231-52-5262-000C	83.37
				Rice Pool 080121-083121	211753	111390_0821	082.08.2021	20-222-232-52-5262-000C	112.23
				Lincoln Marsh 080121-083121	211753	111390_0821	082.08.2021	20-000-112-52-5262-000C	125.05
				Marketing 080121-083121	211753	111390_0821	082.08.2021	20-000-415-52-5262-000C	86.58
				CC Maintenance 080121-083121	211753	111390_0821	082.08.2021	20-101-000-52-5262-000C	19.23
				Mary Lubko Center 080121-083121	211753	111390_0821	082.08.2021	20-000-304-52-5262-000C	80.16
				Rec Dept 080121-083121	211753	111390_0821	082.08.2021	20-000-000-52-5262-000C	60.92
				Parks Plus Fitness 080121-083121	211753	111390_0821	082.08.2021	20-350-302-52-5262-000C	137.88
				Community Center 080121-083121	211753	111390_0821	082.08.2021	20-224-220-52-5262-000C	339.88
				Special Facilities 080121-083121	211753	111390_0821	082.08.2021	20-350-000-52-5262-000C	41.68
Vendor Total:									1,391.59
06250	LRS Holdings LLC			Community Cntr 080121-083121	211895	0004755363_0821	084.08.2021	20-224-220-52-5263-000C	198.90
				Rice Pool 080121-083121	211895	0004755363_0821	084.08.2021	20-222-232-52-5263-000C	56.10
				Manchester Park 080121-083121	211895	0004755364_0821	084.08.2021	20-000-000-52-5263-000C	36.50
				Portable Unit CAC - Extra Service 7.21.21	211818	PS389766	083.08.2021	20-101-225-52-5211-000C	12.00
Vendor Total:									303.50
06308	Westlake Hardware Inc			MLC Fire Escape	212013	12507283	091.09.2021	20-101-000-53-5313-000C	34.14
				Cleaner	212013	12607528	091.09.2021	20-101-220-53-5316-000C	2.69
				Supplies	212013	12607531	091.09.2021	20-101-232-53-5302-000C	17.08
				Lock	212013	12607548	091.09.2021	20-101-220-53-5313-000C	6.29
				Supplies	212013	12607554	091.09.2021	20-101-232-53-5345-000C	122.99
				Door Repairs	212013	12607558	091.09.2021	20-101-232-53-5302-000C	15.80
				Supplies	212013	12607575	091.09.2021	20-101-232-53-5345-000C	34.18
				Supplies	212013	12607576	091.09.2021	20-101-220-53-5313-000C	3.58
				Supplies	212013	12607579	091.09.2021	20-101-220-53-5313-000C	35.05
				Supplies	212013	12607580	091.09.2021	20-101-220-53-5313-000C	3.59
				Supplies	212013	12607583	091.09.2021	20-101-220-53-5313-000C	14.55
				Supplies	212013	12607594	091.09.2021	20-101-232-53-5302-000C	28.79
				Extension Cord	212013	12607595	091.09.2021	20-101-232-53-5302-000C	44.99
Vendor Total:									363.72
06370	Collins, Kay			Milwaukee Tour 8/18/21	211943	082021	091.09.2021	20-220-304-52-5280-5522	1,980.00
Vendor Total:									1,980.00
06371	Center Ice Arena, LLC			Summer Skating Classes	211870	081921	084.08.2021	20-220-208-52-5280-8813	1,122.00
Vendor Total:									1,122.00
06421	Way 2 Easy, Inc.			Quarterly Security - Northside Pool	211857	INV-012749	083.08.2021	20-101-231-52-5211-000C	419.97
				Quarterly Security - Rathje Park	211857	INV-012750	083.08.2021	20-101-000-52-5211-000C	299.97
				Quarterly Security - Toohey Park	211857	INV-012751	083.08.2021	20-101-000-52-5211-000C	230.97
				Quarterly Security - Central Athletic Center	211857	INV-012752	083.08.2021	20-101-225-52-5211-000C	809.97
				Quarterly Security - Clocktower	211857	INV-012753	083.08.2021	20-101-303-52-5211-000C	254.97
				Quarterly Security - Mary Lubko Center	211857	INV-012755	083.08.2021	20-101-304-52-5211-000C	509.97
				Quarterly Security - Lincoln Marsh	211857	INV-012758	083.08.2021	20-101-112-52-5211-000C	224.97
				Quarterly Security - Rice Pool	211857	INV-012761	083.08.2021	20-101-232-52-5211-000C	330.00
				Quarterly Security - Seven Gables	211857	INV-012762	083.08.2021	20-101-000-52-5211-000C	150.00
				Quarterly Security - Atten Park	211857	INV-012763	083.08.2021	20-101-000-52-5211-000C	90.00
				Quarterly Security - Graf Park	211857	INV-012764	083.08.2021	20-101-000-52-5211-000C	60.00
				Quarterly Security - Community Center	211857	INV-012765	083.08.2021	20-101-220-52-5211-000C	1,019.97

Fund	Description	Vendor No	Vendor Name	Line Item Description	Check No	Invoice Number	Batch Number	GL Account Number	Amount
Vendor Total:									4,400.76
06445	The Clay Companies								
CC Sidewalk		211845	21-25109	083.08.2021	20-101-000-52-5210-000C				1,530.00
Vendor Total:									1,530.00
06522	Yoshikawa, Max								
Mileage Reimbursement for July 2021		211762	073121	082.08.2021	20-222-232-54-5422-000C				71.34
Vendor Total:									71.34
06539	Runco Office Supply & Equipment Co								
Office Supplies		211739	831400-0	082.08.2021	20-224-220-53-5302-000C				87.43
Office Supplies		211739	831430-0	082.08.2021	20-224-220-53-5302-000C				5.99
Office Supplies		211739	834021-0	082.08.2021	20-224-220-53-5302-000C				37.12
Office Supplies		211739	834071-0	082.08.2021	20-224-220-53-5302-000C				10.54
Vendor Total:									141.08
06542	Call One, Inc.								
Recreation 081521-091421		211781	97900018657_0921	083.08.2021	20-000-000-52-5262-000C				259.37
Vendor Total:									259.37
06544	Chess Wizards Inc.								
Chess Wizards Camp 1		211785	5110	083.08.2021	20-220-208-52-5280-8821				1,425.60
Chess Camp Session 2		211871	5189	084.08.2021	20-220-208-52-5280-8821				1,424.70
Vendor Total:									2,850.30
06555	Tumbling Times Inc.								
Gymnastics - Summer Session		212006	7	091.09.2021	20-220-203-52-5280-3304				5,786.90
Vendor Total:									5,786.90
06630	Buckeye International Inc.								
Soap		211778	90344913	083.08.2021	20-101-220-53-5316-000C				453.54
Vendor Total:									453.54
06641	To The Next Level Inc.								
06/14-06/18		211915	001109	084.08.2021	20-220-203-52-5280-3343				1,188.00
07/12-07/16		211915	001110	084.08.2021	20-220-203-52-5280-3343				2,128.50
07/19-07/23		211915	001112	084.08.2021	20-220-203-52-5280-3343				1,633.50
08/02-08/06		211915	001113	084.08.2021	20-220-203-52-5280-3343				1,386.00
08/09-08/13		211915	001115	084.08.2021	20-220-203-52-5280-3343				693.00
Vendor Total:									7,029.00
06674	Lingo Communications LLC								
CAC 080421-090321		211816	960579_0921	083.08.2021	20-220-203-52-5262-000C				49.75
Toohey/Safety City 080421-090321		211816	960579_0921	083.08.2021	20-000-000-52-5262-000C				49.82
Lincoln Marsh 080421-090321		211816	960579_0921	083.08.2021	20-000-112-52-5262-0000				99.50
Mary Lubko Center 080421-090321		211816	960579_0921	083.08.2021	20-000-304-52-5262-000C				49.75
Programs 080421-090321		211816	960579_0921	083.08.2021	20-220-000-52-5262-000C				99.50
Northside Pool 080421-090321		211816	960579_0921	083.08.2021	20-222-231-52-5262-000C				49.75
Community Center 080421-090321		211816	960579_0921	083.08.2021	20-224-220-52-5262-000C				199.00
Vendor Total:									597.07
06704	Adolph Kiefer and Associates LLC								
Equipment		211862	INV001104508	084.08.2021	20-222-232-53-5302-000C				159.50
Vendor Total:									159.50

Fund	Description	Vendor No	Vendor Name	Line Item Description	Check No	Invoice Number	Batch Number	GL Account Number	Amount
06817	Witter, Taylor			Creative Acrylic Painting Class	211860	051721	083.08.2021	20-220-208-52-5280-8860	191.05
Vendor Total:									191.05
06819	Language in Action, Inc.			Spring Spanish Classes	211894	052421	084.08.2021	20-220-208-52-5280-8805	540.00
				Summer Spanish Classes	211894	081021	084.08.2021	20-220-208-52-5280-8805	1,040.00
Vendor Total:									1,580.00
06851	Hot Shots Sports			Summer Camps	211969	2138	091.09.2021	20-220-203-52-5280-3310	4,968.48
Vendor Total:									4,968.48
06914	Lacrosse Illinois NFP			Team Illinois Lacrosse Camp - August 2021	211973	WPDAUGUSTCAM	091.09.2021	20-220-204-52-5280-4407	1,881.00
				Team Illinois Lacrosse Camp - July 2021	211973	WPDJULYCAMP20	091.09.2021	20-220-204-52-5280-4407	798.00
				Team Illinois Lacrosse Camp - June 2021	211973	WPDJUNECAMP20	091.09.2021	20-220-204-52-5280-4407	1,425.00
Vendor Total:									4,104.00
06933	Valentino, Katie			Hubble Volleyball Camps - 071921-072921	212010	SIHKatieValenti	091.09.2021	20-220-203-52-5280-3373	2,466.42
Vendor Total:									2,466.42
06954	Chicago Professional Ultimate, LLC			7/12-7/16 Frisbee	211872	2021060017	084.08.2021	20-220-203-52-5280-3354	201.60
				7/26-7/30 Frisbee	211872	2021060021	084.08.2021	20-220-203-52-5280-3354	588.00
Vendor Total:									789.60
09534	Redlok Productions Inc			Cheer Competitions	211992	081921	091.09.2021	20-221-221-52-5285-0000	8,910.00
Vendor Total:									8,910.00
Fund Total:									246,016.14
22	Cosley Zoo			00020 Albertsons					
				Whipping Cream to Make Butter	211676	662912-072221-0	082.08.2021	22-220-206-53-5301-6662	8.49
				Goldfish Crackers - Camp Snacks	211676	803807-062821-0	082.08.2021	22-220-206-53-5301-6662	8.49
Vendor Total:									16.98
00035	Association of Zoos & Aquariums			Remaining Balance for Accreditation Inspection	211865	20219	084.08.2021	22-501-000-54-5425-0000	555.55
Vendor Total:									555.55
00046	Animal Medical Clinic			Veterinary Exams	211770	154850	083.08.2021	22-501-000-54-5424-0000	470.80
				Veterinary Medications	211770	154850	083.08.2021	22-501-000-53-5309-0000	378.64
				Vetwrap 24 Rolls	211770	154850	083.08.2021	22-501-000-53-5336-0000	26.53
				Monthly Retainer	211770	154850	083.08.2021	22-501-000-52-5210-0000	250.00
				Omega 3 Pet	211770	154850	083.08.2021	22-501-000-53-5339-0000	31.61
Vendor Total:									1,157.58
00193	City of Wheaton			Cosley Welcome Center 070621-080521	211875	0067810100_0821	084.08.2021	22-501-000-52-5264-0000	50.28
				Cosley Zoo 070621-080521	211875	0310000100_0821	084.08.2021	22-501-000-52-5264-0000	149.45
				Cosley Zoo 070621-080521	211875	0310000200_0821	084.08.2021	22-501-000-52-5264-0000	610.25

Fund	Description	Vendor No	Vendor Name	Line Item Description	Check No	Invoice Number	Batch Number	GL Account Number	Amount
				Cosley Bobcat 070621-080521	211875	0310000300_0821	084.08.2021	22-501-000-52-5264-0000	165.48
								Vendor Total:	975.46
00240	Duchaj Bros.			20 Bales of Hay	211704	071921	082.08.2021	22-501-000-53-5339-0000	135.00
				145 Bales of Hay	211880	081921	084.08.2021	22-501-000-53-5339-0000	978.75
								Vendor Total:	1,113.75
00335	W W Grainger Inc			Hot Water Heater for Deer	211856	9965311211	083.08.2021	22-501-000-53-5311-0000	276.06
								Vendor Total:	276.06
00417	Constellation NewEnergy Inc			Cosley Welcome Center 071521-081321	211947	0793155067_0821	091.09.2021	22-501-000-52-5260-0000	88.19
				Cosley Zoo 071521-081321	211877	8519798002_0821	084.08.2021	22-501-000-52-5260-0000	2,069.67
								Vendor Total:	2,157.86
00437	Reedy Equipment Services Inc.			Ice Machine Rental August 2021	211907	0374991	084.08.2021	22-501-000-52-5220-0000	39.67
								Vendor Total:	39.67
00628	PETER E. MILLER			Cow Hoof Trim	211829	073021	083.08.2021	22-501-000-52-5210-0000	90.00
								Vendor Total:	90.00
00680	Northern Illinois Gas Company			Cosley Zoo 071921-081721	211900	3015221000_0821	084.08.2021	22-501-000-52-5261-0000	35.27
				Cosley Welcome Center 071921-081721	211900	3615221000_0821	084.08.2021	22-501-000-52-5261-0000	21.47
				Cosley Zoo 071921-081721	211900	5450490000_0821	084.08.2021	22-501-000-52-5261-0000	49.12
								Vendor Total:	105.86
01082	Young's Grain Farms			168 Bales of Straw	211922	738996	084.08.2021	22-501-000-53-5336-0000	714.00
								Vendor Total:	714.00
03754	Comcast Cable			Cosley Zoo 081121-091021	211789	87712047625845_05	083.08.2021	22-501-000-52-5262-0000	108.35
								Vendor Total:	108.35
04267	Martin Whalen Group Inc			Cosley Zoo 072821-082721	211722	MW81955_0821	082.08.2021	22-501-000-52-5211-0000	15.27
				Cosley Zoo 082821-092721	211897	MW81955_0921	084.08.2021	22-501-000-52-5211-0000	15.27
								Vendor Total:	30.54
04296	Culligan DuPage Soft Water Service Inc			Drinking Water July 2021	211794	261974_0721W	083.08.2021	22-501-000-52-5220-0000	83.86
				Water Cooler Rental August 2021	211794	261974_0821R	083.08.2021	22-501-000-52-5220-0000	6.00
								Vendor Total:	89.86
04800	HWStar Holdings Corp.			Cosley Zoo 073121-073121	211812	T0226060CZ_0721	083.08.2021	22-501-000-52-5263-0000	-2.43
								Vendor Total:	-2.43
05050	Wheaton Mulch Inc.			Cosley	211757	21-2560	082.08.2021	22-501-000-53-5349-0000	36.00

Fund	Description	Vendor No	Vendor Name	Line Item Description	Check No	Invoice Number	Batch Number	GL Account Number	Amount
Vendor Total:									36.00
05540	Performance Chemical & Supply								
Envirox		211987	261969	091.09.2021	22-501-000-53-5316-000C				211.01
Vendor Total:									211.01
05667	Christensen, Ginny								
Mileage Reimbursemet for July 2021		211874	073121	084.08.2021	22-501-000-54-5422-000C				22.96
Vendor Total:									22.96
05733	Steiner Electric Company								
Duck Pond Repairs		211911	S006961168.001	084.08.2021	22-501-000-54-5441-000C				148.02
Duck Pond Repairs		211911	S006961360.001	084.08.2021	22-501-000-54-5441-000C				1,874.31
Duck Pond Repairs		211911	S006961360.003	084.08.2021	22-501-000-54-5441-000C				-1,874.31
Vendor Total:									148.02
05810	US Bank Equipment Finance								
Cosley AUG 2021		211851	81955_0821	083.08.2021	22-501-000-52-5211-0000				113.61
Vendor Total:									113.61
06228	Voyant Communications								
Cosley 080121-083121		211753	111390_0821	082.08.2021	22-501-000-52-5262-000C				298.19
Vendor Total:									298.19
06250	LRS Holdings LLC								
Cosley Zoo 080121-083121		211895	0004755362_0821	084.08.2021	22-501-000-52-5263-000C				130.00
Vendor Total:									130.00
06308	Westlake Hardware Inc								
Painting Supplies		212013	12507276	091.09.2021	22-501-000-53-5347-000C				38.68
Vendor Total:									38.68
06421	Way 2 Easy, Inc.								
Quarterly Security - Cosley Gift Shop		211857	INV-012747	083.08.2021	22-501-000-52-5211-0000				314.97
Quarterly Security - Cosley Welcome Center		211857	INV-012748	083.08.2021	22-501-000-52-5211-0000				224.97
Quarterly Security - Cosley Keibler		211857	INV-012759	083.08.2021	22-501-000-52-5211-0000				90.00
Quarterly Security - Cosley Bobcat		211857	INV-012760	083.08.2021	22-501-000-52-5211-0000				60.00
Vendor Total:									689.94
06539	Runco Office Supply & Equipment Co								
Office Supplies		211739	833281-0	082.08.2021	22-501-000-53-5302-000C				152.19
Office Supplies		211739	833281-1	082.08.2021	22-501-000-53-5302-000C				5.32
Vendor Total:									157.51
06542	Call One, Inc.								
Cosley 081521-091421		211781	97900018657_0921	083.08.2021	22-501-000-52-5262-000C				51.87
Vendor Total:									51.87
06584	Villa Park Electrical Supply Co., Inc.								
Duck Pond Repairs		211854	206620-00	083.08.2021	22-501-000-54-5441-000C				57.07
Vendor Total:									57.07
06604	Cole Fire Protection								
Barn Repairs		211942	3726	091.09.2021	22-501-000-52-5210-000C				426.00
Vendor Total:									426.00

Fund	Description	Vendor No	Vendor Name	Line Item Description	Check No	Invoice Number	Batch Number	GL Account Number	Amount
06674	Lingo Communications LLC								
	Cosley 080421-090321	211816	960579_0921		083.08.2021	22-501-000-52-5262-0000			99.50
								Vendor Total:	99.50
06708	Doolin, Ronnie								
	Trim Equine Feet	211879	081321		084.08.2021	22-501-000-52-5210-0000			140.00
								Vendor Total:	140.00
06797	W A Management, Inc.								
	Brick Paver Repair	211855	23153		083.08.2021	22-501-000-52-5210-0000			833.00
								Vendor Total:	833.00
06802	Glen Ellyn Animal Hospital								
	Cremation	211885	682901		084.08.2021	22-501-000-54-5424-0000			28.50
								Vendor Total:	28.50
06902	Grayslake Feed Sales, Inc.								
	Animal Bedding	211712	05848		082.08.2021	22-501-000-53-5336-0000			152.80
	Animal Feed	211712	05848		082.08.2021	22-501-000-53-5339-0000			371.24
	Animal Feed	211804	06285		083.08.2021	22-501-000-53-5339-0000			670.85
	Animal Bedding	211804	06285		083.08.2021	22-501-000-53-5336-0000			233.75
								Vendor Total:	1,428.64
06949	Avarice Construction Inc.								
	Cosley Racoon and Fox Roof	211866	10200		084.08.2021	22-501-000-52-5210-0000			1,700.00
								Vendor Total:	1,700.00
								Fund Total:	14,039.59
23	Liability								
00725	Park District Risk Mgmt Agency								
	Workers Compensation Insurance Premium July 211826	0721023	083.08.2021		23-000-000-52-5273-0000				17,100.17
	Employment Practices Insurance Premium July 211826	0721023	083.08.2021		23-000-000-52-5276-0000				1,983.87
	Pollution Insurance Premium July 2021	211826	0721023		083.08.2021	23-000-000-52-5277-0000			359.19
	Property Insurance Premium July 2021	211826	0721023		083.08.2021	23-000-000-52-5270-0000			12,107.62
	Liability Insurance Premium July 2021	211826	0721023		083.08.2021	23-000-000-52-5271-0000			5,907.44
								Vendor Total:	37,458.29
								Fund Total:	37,458.29
40	Capital Projects								
00085	The Davey Tree Expert Company								
	Mulch	211846	915836715		083.08.2021	40-101-000-53-5349-0000			787.50
								Vendor Total:	787.50
00247	DuPage Topsoil Inc.								
	Seven Gables Property Line	211797	052319		083.08.2021	40-101-000-53-5349-0000			680.00
								Vendor Total:	680.00
00275	Faulks Bros. Construction Inc.								
	Infield Mix	211957	356779		091.09.2021	40-101-000-53-5349-0000			1,433.54
	Infield Mix	211957	356825		091.09.2021	40-101-000-53-5349-0000			1,418.09
								Vendor Total:	2,851.63
00277	Federal Express Corporation								
	Bid Document	211883	7-464-74284		084.08.2021	40-800-811-57-5701-0000			39.74

Fund	Description	Vendor No	Vendor Name	Line Item Description	Check No	Invoice Number	Batch Number	GL Account Number	Amount
Vendor Total:									39.74
00615	MENARDS WEST CHICAGO								
Hurley Building Repairs		211821	34528	083.08.2021	40-800-819-53-5301-000C				417.95
Vendor Total:									417.95
00617	MENARDS GLENDALE HEIGHTS								
Hurley Building Repairs		211820	72265	083.08.2021	40-800-819-53-5301-000C				199.00
Hurley Building Repairs		211820	72458	083.08.2021	40-800-819-53-5301-000C				454.73
Hurley Building Repairs		211820	72635	083.08.2021	40-800-819-53-5301-000C				228.78
Vendor Total:									882.51
00717	Paddock Publications Inc., The Daily Herald								
Bid Notice		211985	188210	091.09.2021	40-000-000-54-5428-000C				142.60
Vendor Total:									142.60
02300	Home Depot Credit Services								
Hurley Repairs		211717	5022093	082.08.2021	40-800-819-53-5301-000C				69.76
Hurley Repairs		211717	8011312	082.08.2021	40-800-819-53-5301-000C				15.12
Hurley Repairs		211717	9021388	082.08.2021	40-800-819-53-5301-000C				154.78
Vendor Total:									239.66
04036	Bronze Memorial Company								
Commemorative Plaque		211685	706452	082.08.2021	40-101-000-53-5338-000C				181.33
Play for All Plaque		211777	706479	083.08.2021	40-000-188-12-1226-000C				1,902.85
Vendor Total:									2,084.18
04136	Schaeffges Brothers Inc.								
CC Filter Room		211741	Application# 4	082.08.2021	40-800-846-57-5701-000C				62,797.00
CC Filter Room		211741	Application# 4	082.08.2021	40-800-846-57-5701-000C				42,102.00
Vendor Total:									104,899.00
04254	Traffic Control & Protection Inc								
Zoo Stop Signs		211848	107712	083.08.2021	40-101-000-53-5338-000C				554.25
Vendor Total:									554.25
04836	V3 Companies of Illinois LTD								
Rathje Shoreline		211852	Application# 10	083.08.2021	40-800-828-52-5210-000C				4,500.00
Vendor Total:									4,500.00
05104	Westmore Supply								
LM Driveway		211755	M47539	082.08.2021	40-101-000-53-5302-000C				94.18
Vendor Total:									94.18
05284	Wight & Company								
Cosley Parking Expansion		211758	200194-004	082.08.2021	40-800-813-57-5701-000C				24.02
Cosley Parking Expansion		211758	200194-004	082.08.2021	40-800-813-57-5701-000C				675.98
CC Parking Lot		211919	210138-001	084.08.2021	40-800-846-57-5701-000C				2,015.34
Vendor Total:									2,715.34
05319	Rotary Club of Central DuPage AM								
Rotary Dues 070121-093021		211738	0655	082.08.2021	40-000-000-54-5425-000C				130.00
Vendor Total:									130.00
05415	Integrated Lakes Management Inc.								
Pond Maintenance July 2021		211813	#INV13056	083.08.2021	40-000-000-52-5210-000C				2,800.44

Fund	Description	Vendor No	Vendor Name	Line Item Description	Check No	Invoice Number	Batch Number	GL Account Number	Amount
Vendor Total:									2,800.44
05747	Landscape Material & Firewood Sales Inc.								
	Screening Benches	211974	48340	091.09.2021	40-101-000-53-5302-000C				152.50
	Screening Benches	211974	48423	091.09.2021	40-101-000-53-5302-000C				201.00
Vendor Total:									353.50
06000	Michael L Arena								
	NS Gate Fence Repair	211723	071321	082.08.2021	40-800-826-53-5301-000C				3,250.00
Vendor Total:									3,250.00
06228	Voyant Communications								
	Planning 080121-083121	211753	111390_0821	082.08.2021	40-101-000-52-5262-000C				57.72
Vendor Total:									57.72
06578	Morrow, Brian								
	Mileage Reimbursement for July 2021	211725	073121	082.08.2021	40-000-000-54-5422-000C				30.86
Vendor Total:									30.86
06605	BHFX LLC								
	Digital Scan Archive	211775	400195	083.08.2021	40-000-000-52-5235-000C				1,185.00
	Digital Scan CC Track	211775	400196	083.08.2021	40-000-000-52-5235-000C				250.00
Vendor Total:									1,435.00
06947	Innovation Landscape								
	District Wide Fence Presidents Park	211718	Application# 1	082.08.2021	40-000-000-53-5310-000C				1,044.00
	Playground Equipment Presidents Park	211718	Application# 1	082.08.2021	40-800-827-57-5701-000C				31,870.00
	ADA Improvements at Presidents Park	211718	Application# 1	082.08.2021	40-000-000-12-1224-000C				9,404.00
	Asphalt Replacement Presidents Park	211718	Application# 1	082.08.2021	40-000-000-57-5701-000C				9,927.00
Vendor Total:									52,245.00
06948	Pecover Decorating Services, Inc.								
	Hurley Gardens Sandblasting	211827	23035-1001	083.08.2021	40-800-819-53-5301-000C				5,500.00
Vendor Total:									5,500.00
Fund Total:									186,691.06
60	Golf Fund								
00007	Aramark								
	Inv# 602000144342 Banquet Linen	211679	602000144342	082.08.2021	60-612-901-52-5222-000C				550.96
	Inv# 602000144342 Restaurant Linen	211679	602000144342	082.08.2021	60-612-902-52-5222-000C				97.64
	Inv# 602000147082 Restaurant Linen	211771	602000147082	083.08.2021	60-612-902-52-5222-000C				179.04
	Inv# 602000147082 Banquet Linen	211771	602000147082	083.08.2021	60-612-901-52-5222-000C				454.12
	Inv# 602000149644 Banquet Linen	211929	602000149644	091.09.2021	60-612-901-52-5222-000C				557.24
	Inv# 602000149644 Restaurant Linen	211929	602000149644	091.09.2021	60-612-902-52-5222-000C				115.26
	Inv# 602000152206 Restaurant Linen	211929	602000152206	091.09.2021	60-612-902-52-5222-000C				114.66
	Inv# 602000152206 Banquet Linen	211929	602000152206	091.09.2021	60-612-901-52-5222-000C				497.47
Vendor Total:									2,566.39
00032	Alpha Graphics								
	Inv# 165727 Now Hiring Poster	211768	165727	083.08.2021	60-000-000-52-5235-000C				35.00
Vendor Total:									35.00
00043	Anderson Pest Solutions								
	Inv# 8623839 Pest Control	211864	8623839	084.08.2021	60-000-000-52-5211-0000				187.10
	Pest Control Services September 2021	211928	8884130	091.09.2021	60-000-000-52-5211-0000				187.10

Fund	Description	Vendor No	Vendor Name	Line Item Description	Check No	Invoice Number	Batch Number	GL Account Number	Amount
Vendor Total:									374.20
00057	Armbrust Plumbing & Air Conditioning Inc.								
Inv# 21492251		211680	21492251			082.08.2021		60-000-000-53-5311-0000	932.03
Vendor Total:									932.03
00125	Black Gold Septic Inc								
Inv# 30619 Lift Station and Grease Trap		211930	30619			091.09.2021		60-000-000-52-5263-0000	425.00
Inv# 30695 Pump Cleaning		211930	30695			091.09.2021		60-611-000-52-5210-0000	700.00
Vendor Total:									1,125.00
00155	Burris Equipment								
Inv# PS3004326-1		211779	PS3004326-1			083.08.2021		60-601-000-53-5315-0000	343.97
Vendor Total:									343.97
00179	Chicagoland Turf								
T-Pass September 2021 Pymt# 6 of 6		211939	090121			091.09.2021		60-601-000-53-5335-0000	13,687.50
CM# 6808 RE Inv# 76235		211873	6808			084.08.2021		60-601-000-53-5331-0000	-70.00
Jet Black Pond Shade		211873	INV85249			084.08.2021		60-601-000-52-5210-0000	1,200.00
Komeen Krystal Pond Algicide		211873	INV85835			084.08.2021		60-601-000-52-5210-0000	945.00
Clipper Pond Herbicide		211873	INV85836			084.08.2021		60-601-000-52-5210-0000	1,170.12
T-1 Creeping Bentgrass Seed		211873	INV86235			084.08.2021		60-601-000-53-5331-0000	600.00
Clash Dicamba		211787	INV86992			083.08.2021		60-601-000-53-5335-0000	261.42
Tv Siphon		211873	INV87050			084.08.2021		60-601-000-53-5335-0000	61.83
Vendor Total:									17,855.87
00192	City of Wheaton								
July Board Meeting		211689	509984			082.08.2021		60-000-000-54-5401-0000	101.66
Vendor Total:									101.66
00193	City of Wheaton								
AGC Clubhouse 070721-080621		211875	0293553000_0821			084.08.2021		60-000-000-52-5264-0000	1,133.16
AGC Maintenance Building 070721-080621		211875	0293553100_0821			084.08.2021		60-000-000-52-5264-0000	134.86
AGC Chemical Building 070721-080621		211875	0293553200_0821			084.08.2021		60-000-000-52-5264-0000	157.66
Vendor Total:									1,425.68
00237	Dreisilker Electric Motors								
Inv# I192551 Equipment Repairs		211952	I192551			091.09.2021		60-000-000-54-5441-0000	71.71
Inv# I192551 Equipment Repairs		211952	I192551			091.09.2021		60-000-000-54-5441-0000	133.06
Inv# I192552 Equipment Repairs		211952	I192552			091.09.2021		60-000-000-54-5441-0000	493.96
Vendor Total:									698.73
00269	Euclid Beverage								
Inv# W-2646715 Beer		211955	W-2646715			091.09.2021		60-000-000-14-1412-0000	213.10
Inv# W-2685628 Beer		211955	W-2685628			091.09.2021		60-000-000-14-1412-0000	2,812.95
Inv# W-2689522 Beer		211955	W-2689522			091.09.2021		60-000-000-14-1412-0000	824.65
Inv# W-2733127 Beer		211706	W-2733127			082.08.2021		60-000-000-14-1412-0000	4,962.30
Inv# W-2738689 Beer		211955	W-2738689			091.09.2021		60-000-000-14-1412-0000	1,616.25
Inv# W-2742998 Beer		211955	W-2742998			091.09.2021		60-000-000-14-1412-0000	2,371.30
Inv# W-2747074 Beer		211955	W-2747074			091.09.2021		60-000-000-14-1412-0000	1,641.30
Vendor Total:									14,441.85
00275	Faulks Bros. Construction Inc.								
Fines Free Kiln Dried Topdressing		211707	355357			082.08.2021		60-601-000-53-5331-0000	1,840.54
Vendor Total:									1,840.54

Fund	Description	Vendor No	Vendor Name	Line Item Description	Check No	Invoice Number	Batch Number	GL Account Number	Amount
00289	Footjoy			Mens Shirts	211959	911606966	091.09.2021	60-000-000-14-1431-0000	864.96
								Vendor Total:	864.96
00293	Fortune Fish Company			Inv# 650702 Seafood	211708	650702	082.08.2021	60-000-000-14-1411-0000	706.47
				Inv# 650705 General Grocery	211708	650705	082.08.2021	60-000-000-14-1415-0000	288.32
				Inv# 654458 Seafood	211708	654458	082.08.2021	60-000-000-14-1411-0000	619.56
				Inv# 660894 Seafood	211708	660894	082.08.2021	60-000-000-14-1411-0000	484.96
				Inv# 662555 Seafood	211800	662555	083.08.2021	60-000-000-14-1411-0000	433.82
				Inv# 665912 General Grocery	211800	665912	083.08.2021	60-000-000-14-1415-0000	386.24
				Inv# 665912 Seafood	211800	665912	083.08.2021	60-000-000-14-1411-0000	409.01
				Inv# 671164 Seafood	211800	671164	083.08.2021	60-000-000-14-1411-0000	775.59
				Inv# 672901 Seafood	211960	672901	091.09.2021	60-000-000-14-1411-0000	543.22
				Inv# 672901 General Grocery	211960	672901	091.09.2021	60-000-000-14-1415-0000	136.32
				Inv# 678044 Seafood	211960	678044	091.09.2021	60-000-000-14-1411-0000	578.52
				Inv# 682516 Seafood	211960	682516	091.09.2021	60-000-000-14-1411-0000	841.07
				Inv# 684648 Seafood	211960	684648	091.09.2021	60-000-000-14-1411-0000	461.14
				Inv# 689534 Seafood	211960	689534	091.09.2021	60-000-000-14-1411-0000	563.72
				Inv# 689534 General Grocery	211960	689534	091.09.2021	60-000-000-14-1415-0000	146.00
				Inv# 693619 Seafood	211960	693619	091.09.2021	60-000-000-14-1411-0000	1,083.79
								Vendor Total:	8,457.75
00334	Gordon Food Service			Inv# 211894908 Non-Alcoholic Beverages	211803	211894908	083.08.2021	60-000-000-14-1416-0000	450.59
				Inv# 211894908 Meat	211803	211894908	083.08.2021	60-000-000-14-1411-0000	374.40
				Inv# 211957235 Non-Alcoholic Beverages	211803	211957235	083.08.2021	60-000-000-14-1416-0000	110.85
				Inv# 211957235 Produce	211803	211957235	083.08.2021	60-000-000-14-1413-0000	14.42
				Inv# 211957235 Dairy	211803	211957235	083.08.2021	60-000-000-14-1414-0000	16.21
				Inv# 211957235 General Grocery	211803	211957235	083.08.2021	60-000-000-14-1415-0000	353.88
				Inv# 212241948 Meat	211963	212241948	091.09.2021	60-000-000-14-1411-0000	234.08
				Inv# 212241948 General Grocery	211963	212241948	091.09.2021	60-000-000-14-1415-0000	38.89
				Inv# 212241948 Non-Alcoholic Beverages	211963	212241948	091.09.2021	60-000-000-14-1416-0000	339.74
				Inv# 753213594 Dairy	211711	753213594	082.08.2021	60-000-000-14-1414-0000	14.00
				Inv# 753213597 Meat	211711	753213597	082.08.2021	60-000-000-14-1411-0000	64.00
				Inv# 753213597 Dairy	211711	753213597	082.08.2021	60-000-000-14-1414-0000	7.18
				Inv# 753215015 General Grocery	211711	753215015	082.08.2021	60-000-000-14-1415-0000	87.94
				Inv# 753215359 Produce	211963	753215359	091.09.2021	60-000-000-14-1413-0000	6.16
				Inv# 753215477 General Grocery	211963	753215477	091.09.2021	60-000-000-14-1415-0000	3.57
				Inv# 753215477 Non-Alcoholic Beverages	211963	753215477	091.09.2021	60-000-000-14-1416-0000	169.90
				Inv# 770236292 Produce	211963	770236292	091.09.2021	60-000-000-14-1413-0000	193.42
				Inv# 770236292 Meat	211963	770236292	091.09.2021	60-000-000-14-1411-0000	104.05
								Vendor Total:	2,583.28
00335	W W Grainger Inc			Inv# 9006604509 Equipment Repairs	211917	9006604509	084.08.2021	60-612-000-54-5441-0000	42.52
								Vendor Total:	42.52
00395	Harris Motor Sports Inc			Inv# 02-292972	211889	02-292972	084.08.2021	60-601-000-53-5315-0000	180.68
								Vendor Total:	180.68
00398	Hastings, James			Plumbing	211890	080521	084.08.2021	60-000-000-53-5311-0000	299.70
								Vendor Total:	299.70
00408	Community School District 200								

Fund	Description	Vendor No	Vendor Name	Line Item Description	Check No	Invoice Number	Batch Number	GL Account Number	Amount
				Copy Paper	211694	060821	082.08.2021	60-612-000-53-5302-0000	254.50
								Vendor Total:	254.50
00417	Constellation NewEnergy Inc								
	AGC Clubhouse 071321-081121	211877	0581101000_0821	084.08.2021				60-000-000-52-5260-0000	131.57
	AGC Clubhouse 071321-081121	211791	6414622009_0821	083.08.2021				60-000-000-52-5260-0000	12,625.12
								Vendor Total:	12,756.69
00419	Consumers Packing Co.								
	Inv# 375617 Meat	211697	375617	082.08.2021				60-000-000-14-1411-0000	3,253.33
	Inv# 375731 Meat	211697	375731	082.08.2021				60-000-000-14-1411-0000	5,014.32
	Inv# 375806 Meat	211697	375806	082.08.2021				60-000-000-14-1411-0000	1,084.63
	Inv# 375949 Meat	211878	375949	084.08.2021				60-000-000-14-1411-0000	4,151.77
	Inv# 375991 Meat	211792	375991	083.08.2021				60-000-000-14-1411-0000	664.00
	Inv# 376012 Meat	211792	376012	083.08.2021				60-000-000-14-1411-0000	332.84
	Inv# 376051 Meat	211948	376051	091.09.2021				60-000-000-14-1411-0000	5,169.11
	Inv# 376103 Meat	211948	376103	091.09.2021				60-000-000-14-1411-0000	97.87
	Inv# 376184 Meat	211948	376184	091.09.2021				60-000-000-14-1411-0000	1,511.89
	Inv# 376307 Meat	211948	376307	091.09.2021				60-000-000-14-1411-0000	4,068.67
								Vendor Total:	25,348.43
00475	Constellation Newenergy Gas Division LLC								
	AGC Clubhouse 070121-073121	211790	2400503855_0721	083.08.2021				60-000-000-52-5261-0000	1,002.12
								Vendor Total:	1,002.12
00532	Imperial Bag & Paper Co LLC								
	Inv# 1749688-01 Custodial Supplies	211970	1749688-01	091.09.2021				60-000-000-53-5316-0000	101.40
	Inv# 1749688-02 Custodial Supplies	211970	1749688-02	091.09.2021				60-000-000-53-5316-0000	69.41
	Inv# 1751999-00 Custodial Supplies	211970	1751999-00	091.09.2021				60-000-000-53-5316-0000	760.13
								Vendor Total:	930.94
00551	LEIBOLD IRRIGATION INC.								
	Irrigation Pipe Repair	211975	0010132-IN	091.09.2021				60-601-000-52-5210-0000	881.84
								Vendor Total:	881.84
00578	LOUIS GLUNZ WINES INC.								
	Inv# G-1675135 Wine	211817	G-1675135	083.08.2021				60-000-000-14-1412-0000	333.00
								Vendor Total:	333.00
00615	MENARDS WEST CHICAGO								
	Inv# 33764	211821	33764	083.08.2021				60-000-000-54-5441-0000	54.22
	Inv# 33875	211821	33875	083.08.2021				60-000-000-54-5441-0000	143.33
	Inv# 34314	211821	34314	083.08.2021				60-000-000-54-5441-0000	224.75
	Inv# 35457 Supplies	211979	35457	091.09.2021				60-601-000-53-5315-0000	110.64
								Vendor Total:	532.94
00680	Northern Illinois Gas Company								
	AGC Maintenance Building 071321-081121	211825	1106501000_0821	083.08.2021				60-000-000-52-5261-0000	128.34
								Vendor Total:	128.34
00742	Pepsi Beverages Company								
	Inv# 48887252 Non-Alcoholic Beverages	211986	48887252	091.09.2021				60-000-000-14-1412-0000	647.24
	Inv# 48887253 Non-Alcoholic Beverages	211986	48887253	091.09.2021				60-000-000-14-1412-0000	1,090.52
	Inv# 50792951 Non-Alcoholic Beverages	211828	50792951	083.08.2021				60-000-000-14-1416-0000	1,054.60
	Inv# 51878156 Non-Alcoholic Beverages	211986	51878156	091.09.2021				60-000-000-14-1416-0000	1,446.68
	Inv# 52640308 Non-Alcoholic Beverages	211729	52640308	082.08.2021				60-000-000-14-1416-0000	1,239.93

Fund	Description	Vendor No	Vendor Name	Line Item Description	Check No	Invoice Number	Batch Number	GL Account Number	Amount
Vendor Total:									5,478.97
00792	Reinders Inc								
Inv# 1888960-00		211736	1888960-00	082.08.2021		60-601-000-53-5315-000C			26.28
Inv# 1888960-01		211736	1888960-01	082.08.2021		60-601-000-53-5315-000C			380.37
Inv# 1890614-00		211736	1890614-00	082.08.2021		60-601-000-53-5315-000C			116.94
Inv# 1890614-01		211736	1890614-01	082.08.2021		60-601-000-53-5315-000C			69.80
Vendor Total:									593.39
00812	Rosatis Pizza of Wheaton Inc.								
Pizza and Golf Course Training (Less Sales Tax	211832	39		083.08.2021		60-000-000-54-5432-000C			202.39
Vendor Total:									202.39
00825	Russo Hardware Inc								
Russo Invoice # SPI10798747	211833	SPI10798747	083.08.2021			60-601-000-53-5315-000C			138.80
Vendor Total:									138.80
00841	Schamberger Bros. Inc.								
Inv# 0000435433 Beer	211742	0000435433	082.08.2021			60-000-000-14-1412-000C			269.00
Inv# 0000435559 Beer	211834	0000435559	083.08.2021			60-000-000-14-1412-000C			136.00
Inv# 0000435692 Beer	211994	0000435692	091.09.2021			60-000-000-14-1412-000C			681.00
Inv# 0000435799 Beer	211994	0000435799	091.09.2021			60-000-000-14-1412-000C			175.00
Vendor Total:									1,261.00
00858	Sherwin-Williams								
AGC Siding	211836	9325-2	083.08.2021			60-000-000-53-5314-000C			1,269.80
AGC Siding Paint	211995	9592-7	091.09.2021			60-000-000-53-5314-000C			634.90
Vendor Total:									1,904.70
00874	Southern Glazer's Wine And Spirits, LLC								
Inv# 3775881 Liquor	211839	3775881	083.08.2021			60-000-000-14-1412-000C			4,711.68
Inv# 3786943 Liquor	211997	3786943	091.09.2021			60-000-000-14-1412-000C			2,017.94
Inv# 3797842 Liquor	211997	3797842	091.09.2021			60-000-000-14-1412-000C			1,773.17
Vendor Total:									8,502.79
00911	Stuever & Sons Inc								
Inv# 0347864 Restaurant Supplies	211841	0347864	083.08.2021			60-612-902-53-5388-000C			20.00
Inv# 0347864 Beer Line Cleaning	211841	0347864	083.08.2021			60-612-000-52-5210-000C			96.00
Inv# 0349150 Beer Line Cleaning	211999	0349150	091.09.2021			60-612-000-52-5210-000C			96.00
Vendor Total:									212.00
00923	Superior Beverage Co. Inc.								
Inv# 382826 Beer	211748	382826	082.08.2021			60-000-000-14-1412-000C			582.20
Inv# 387695 Beer	211748	387695	082.08.2021			60-000-000-14-1412-000C			848.40
Inv# 389356 Beer	211842	389356	083.08.2021			60-000-000-14-1412-000C			427.90
Inv# 390940 Beer	212000	390940	091.09.2021			60-000-000-14-1412-000C			452.20
Inv# 392606 Beer	212000	392606	091.09.2021			60-000-000-14-1412-000C			224.10
Vendor Total:									2,534.80
00948	THE ANTIGUA GROUP INC								
Ladies Red White & Blue Shirts and Jackets	211913	AIN-1767815	084.08.2021			60-000-000-14-1431-000C			598.85
Ladies Red White & Blue Shirts and Jackets	211913	AIN-1777559	084.08.2021			60-000-000-14-1431-000C			573.10
Vendor Total:									1,171.95
00956	Titleist								
August 2021 Golf Ball Order	212003	911638812	091.09.2021			60-000-000-14-1432-000C			2,816.49

Fund	Description	Vendor No	Vendor Name	Line Item Description	Check No	Invoice Number	Batch Number	GL Account Number	Amount
	August 2021 Golf Ball Order				212003	911665224	091.09.2021	60-000-000-14-1432-000C	4,558.37
	Hats				212003	911670285	091.09.2021	60-000-000-14-1431-000C	176.40
Vendor Total:									7,551.26
01023	Waste Management of Illinois Inc								
	Arrowhead GC 080121-083121				211918	12272113008_0821	084.08.2021	60-000-000-52-5263-000C	751.04
Vendor Total:									751.04
01058	Windy City Distributing LLC								
	Inv# 166515 Beer				211759	166515	082.08.2021	60-000-000-14-1412-000C	843.28
	Inv# 178576 Beer				212014	178576	091.09.2021	60-000-000-14-1412-000C	676.66
Vendor Total:									1,519.94
02231	Sysco-Chicago								
	Inv# 424833085 Cleaning Supplies				211749	424833085	082.08.2021	60-612-000-53-5316-000C	165.04
	Inv# 424833085 Meat				211749	424833085	082.08.2021	60-000-000-14-1411-000C	892.34
	Inv# 424833085 Meat				211749	424833085	082.08.2021	60-000-000-14-1411-000C	584.13
	Inv# 424833085 Produce				211749	424833085	082.08.2021	60-000-000-14-1413-000C	1,161.76
	Inv# 424833085 General Grocery				211749	424833085	082.08.2021	60-000-000-14-1415-000C	2,153.30
	Inv# 424833085 Dairy				211749	424833085	082.08.2021	60-000-000-14-1414-000C	654.95
	Inv# 424838810 Produce				211749	424838810	082.08.2021	60-000-000-14-1413-000C	472.02
	Inv# 424838810 Cleaning Supplies				211749	424838810	082.08.2021	60-612-000-53-5316-000C	432.08
	Inv# 424838810 Meat				211749	424838810	082.08.2021	60-000-000-14-1411-000C	2,481.08
	Inv# 424838810 Meat				211749	424838810	082.08.2021	60-000-000-14-1411-000C	357.84
	Inv# 424838810 Dairy				211749	424838810	082.08.2021	60-000-000-14-1414-000C	450.45
	Inv# 424838810 General Grocery				211749	424838810	082.08.2021	60-000-000-14-1415-000C	1,407.34
	Inv# 424847378 General Grocery				211749	424847378	082.08.2021	60-000-000-14-1415-000C	1,270.80
	Inv# 424847378 Produce				211749	424847378	082.08.2021	60-000-000-14-1413-000C	497.34
	Inv# 424847378 Meat				211749	424847378	082.08.2021	60-000-000-14-1411-000C	583.08
	Inv# 424847378 Meat				211749	424847378	082.08.2021	60-000-000-14-1411-000C	817.22
	Inv# 424847378 Cleaning Supplies				211749	424847378	082.08.2021	60-612-000-53-5316-000C	213.96
	Inv# 424847378 Dairy				211749	424847378	082.08.2021	60-000-000-14-1414-000C	396.51
	Inv# 424857244 General Grocery				211749	424857244	082.08.2021	60-000-000-14-1415-000C	1,006.09
	Inv# 424857244 Restaurant Supplies				211749	424857244	082.08.2021	60-612-902-53-5388-000C	377.43
	Inv# 424857244 Cleaning Supplies				211749	424857244	082.08.2021	60-612-000-53-5316-000C	142.64
	Inv# 424857244 Produce				211749	424857244	082.08.2021	60-000-000-14-1413-000C	1,177.52
	Inv# 424857244 Dairy				211749	424857244	082.08.2021	60-000-000-14-1414-000C	557.56
	Inv# 424857244 Meat				211749	424857244	082.08.2021	60-000-000-14-1411-000C	639.40
	Inv# 424862192 Dairy				211749	424862192	082.08.2021	60-000-000-14-1414-000C	389.77
	Inv# 424862192 General Grocery				211749	424862192	082.08.2021	60-000-000-14-1415-000C	1,100.65
	Inv# 424862192 Produce				211749	424862192	082.08.2021	60-000-000-14-1413-000C	580.80
	Inv# 424862192 Cleaning Supplies				211749	424862192	082.08.2021	60-612-000-53-5316-000C	187.26
	Inv# 424862192 Meat				211749	424862192	082.08.2021	60-000-000-14-1411-000C	1,035.71
	Inv# 424862192 Meat				211749	424862192	082.08.2021	60-000-000-14-1411-000C	89.83
	Inv# 424870823 Cleaning Supplies				211843	424870823	083.08.2021	60-612-000-53-5316-000C	142.64
	Inv# 424870823 Restaurant Supplies				211843	424870823	083.08.2021	60-612-902-53-5388-000C	23.71
	Inv# 424870823 General Grocery				211843	424870823	083.08.2021	60-000-000-14-1415-000C	1,041.84
	Inv# 424870823 Dairy				211843	424870823	083.08.2021	60-000-000-14-1414-000C	328.05
	Inv# 424870823 Produce				211843	424870823	083.08.2021	60-000-000-14-1413-000C	545.55
	Inv# 424874861 Meat				211843	424874861	083.08.2021	60-000-000-14-1411-000C	278.54
	Inv# 424874861 Meat				211843	424874861	083.08.2021	60-000-000-14-1411-000C	1,851.56
	Inv# 424874861 General Grocery				211843	424874861	083.08.2021	60-000-000-14-1415-000C	2,291.97
	Inv# 424874861 Produce				211843	424874861	083.08.2021	60-000-000-14-1413-000C	1,121.55
	Inv# 424874861 Dairy				211843	424874861	083.08.2021	60-000-000-14-1414-000C	574.69
	Inv# 424874861 Cleaning Supplies				211843	424874861	083.08.2021	60-612-000-53-5316-000C	205.10
	Inv# 424874861 Non-Alcoholic Beverages				211843	424874861	083.08.2021	60-000-000-14-1416-000C	58.57
	Inv# 424879936 Dairy				211843	424879936	083.08.2021	60-000-000-14-1414-000C	251.77

Fund Description
Vendor No Vendor Name

Line Item Description	Check No	Invoice Number	Batch Number	GL Account Number	Amount
Inv# 424879936 Meat	211843	424879936	083.08.2021	60-000-000-14-1411-0000	212.02
Inv# 424879936 General Grocery	211843	424879936	083.08.2021	60-000-000-14-1415-0000	1,080.24
Inv# 424879936 Cleaning Supplies	211843	424879936	083.08.2021	60-612-000-53-5316-0000	116.77
Inv# 424879936 Produce	211843	424879936	083.08.2021	60-000-000-14-1413-0000	686.88
Inv# 424879936 Meat	211843	424879936	083.08.2021	60-000-000-14-1411-0000	133.02
Inv# 424886092 Meat	212001	424886092	091.09.2021	60-000-000-14-1411-0000	65.05
Inv# 424886092 General Grocery	212001	424886092	091.09.2021	60-000-000-14-1415-0000	1,423.51
Inv# 424886092 Cleaning Supplies	212001	424886092	091.09.2021	60-612-000-53-5316-0000	329.90
Inv# 424886092 Produce	212001	424886092	091.09.2021	60-000-000-14-1413-0000	563.91
Inv# 424886092 Dairy	212001	424886092	091.09.2021	60-000-000-14-1414-0000	606.14
Inv# 424889285 General Grocery	212001	424889285	091.09.2021	60-000-000-14-1415-0000	1,016.05
Inv# 424889285 Dairy	212001	424889285	091.09.2021	60-000-000-14-1414-0000	631.20
Inv# 424889285 Produce	212001	424889285	091.09.2021	60-000-000-14-1413-0000	1,119.22
Inv# 424889285 Meat	212001	424889285	091.09.2021	60-000-000-14-1411-0000	582.83
Inv# 424889285 Meat	212001	424889285	091.09.2021	60-000-000-14-1411-0000	406.86
Inv# 424894457 Produce	212001	424894457	091.09.2021	60-000-000-14-1413-0000	388.49
Inv# 424894457 Cleaning Supplies	212001	424894457	091.09.2021	60-612-000-53-5316-0000	220.39
Inv# 424894457 General Grocery	212001	424894457	091.09.2021	60-000-000-14-1415-0000	485.25
Inv# 424894457 Meat	212001	424894457	091.09.2021	60-000-000-14-1411-0000	91.32
Inv# 424894457 Dairy	212001	424894457	091.09.2021	60-000-000-14-1414-0000	429.16
Vendor Total:					41,579.65
02235 Highland Baking Co					
Inv# 0002488621 General Grocery	211967	0002488621	091.09.2021	60-000-000-14-1415-0000	125.26
Inv# 0002489390 General Grocery	211967	0002489390	091.09.2021	60-000-000-14-1415-0000	65.41
Inv# 0002491608 General Grocery	211967	0002491608	091.09.2021	60-000-000-14-1415-0000	221.73
Inv# 0002494742 General Grocery	211967	0002494742	091.09.2021	60-000-000-14-1415-0000	46.94
Inv# 0002502141 General Grocery	211714	0002502141	082.08.2021	60-000-000-14-1415-0000	5.58
Inv# 0002506759 General Grocery	211967	0002506759	091.09.2021	60-000-000-14-1415-0000	90.55
Inv# 0002510480 General Grocery	211967	0002510480	091.09.2021	60-000-000-14-1415-0000	114.32
Inv# 0002511350 General Grocery	211967	0002511350	091.09.2021	60-000-000-14-1415-0000	179.63
Inv# 0002515177 General Grocery	211967	0002515177	091.09.2021	60-000-000-14-1415-0000	111.94
Inv# 0002515602 General Grocery	211967	0002515602	091.09.2021	60-000-000-14-1415-0000	67.80
Inv# 0002516026 General Grocery	211714	0002516026	082.08.2021	60-000-000-14-1415-0000	163.29
Inv# 0002516278 General Grocery	211714	0002516278	082.08.2021	60-000-000-14-1415-0000	70.87
Inv# 0002517247 General Grocery	211714	0002517247	082.08.2021	60-000-000-14-1415-0000	67.65
Inv# 0002518831 General Grocery	211714	0002518831	082.08.2021	60-000-000-14-1415-0000	204.87
Inv# 0002520583 General Grocery	211810	0002520583	083.08.2021	60-000-000-14-1415-0000	180.21
Inv# 0002520923 General Grocery	211810	0002520923	083.08.2021	60-000-000-14-1415-0000	52.93
Inv# 0002521754 General Grocery	211810	0002521754	083.08.2021	60-000-000-14-1415-0000	101.94
Inv# 0002523188 General Grocery	211810	0002523188	083.08.2021	60-000-000-14-1415-0000	148.07
Inv# 0002523669 General Grocery	211810	0002523669	083.08.2021	60-000-000-14-1415-0000	265.18
Inv# 0002524543 General Grocery	211967	0002524543	091.09.2021	60-000-000-14-1415-0000	251.46
Inv# 0002526000 General Grocery	211967	0002526000	091.09.2021	60-000-000-14-1415-0000	53.45
Inv# 0002526179 General Grocery	211967	0002526179	091.09.2021	60-000-000-14-1415-0000	82.26
Inv# 0002526949 General Grocery	211967	0002526949	091.09.2021	60-000-000-14-1415-0000	166.32
Inv# 0002527733 General Grocery	211967	0002527733	091.09.2021	60-000-000-14-1415-0000	172.92
Inv# 0002528946 General Grocery	211967	0002528946	091.09.2021	60-000-000-14-1415-0000	69.84
Inv# 0002529321 General Grocery	211967	0002529321	091.09.2021	60-000-000-14-1415-0000	56.34
Inv# 0002530061 General Grocery	211967	0002530061	091.09.2021	60-000-000-14-1415-0000	51.55
Inv# 0002531385 General Grocery	211967	0002531385	091.09.2021	60-000-000-14-1415-0000	300.99
Vendor Total:					3,489.30
02263 Heritage Wine Cellars Ltd.					
Inv# 2011424 Liquor	211965	2011424	091.09.2021	60-000-000-14-1412-0000	348.00
Vendor Total:					348.00

Fund	Description	Vendor No	Vendor Name	Line Item Description	Check No	Invoice Number	Batch Number	GL Account Number	Amount
02289	Covered Affairs								
	Inv# 61730 Wedding Linen	211793	61730			083.08.2021		60-612-901-52-5292-000C	89.00
								Vendor Total:	89.00
02322	Olympia Maintenance Inc								
	Inv# 283087 Equipment Repairs	211902	283087			084.08.2021		60-612-000-54-5441-000C	860.00
								Vendor Total:	860.00
02796	NAPA								
	Battery	211726	143362			082.08.2021		60-601-000-53-5315-000C	102.09
	Silicone	211726	144546			082.08.2021		60-601-000-53-5315-000C	56.02
								Vendor Total:	158.11
03113	Airgas National Carbonation								
	Bulk CO2 Inv# 9115713014	211767	9115713014			083.08.2021		60-612-000-52-5220-000C	160.44
	Bulk CO2 Invoice #9116461174	211926	9116461174			091.09.2021		60-612-000-52-5220-000C	160.44
								Vendor Total:	320.88
03125	Engineering Resource Associates Inc.								
	AGC Berm Maintenance	211954	W2112700.01			091.09.2021		60-601-000-57-5701-000C	456.25
								Vendor Total:	456.25
03163	Advanced Turf Solutions								
	Foliar Pak Gold Standard	211675	INV4527595			082.08.2021		60-601-000-53-5335-000C	6,700.00
	Millenium Ultra 2	211765	SO882906.2			083.08.2021		60-601-000-53-5335-000C	5,622.75
	Levelawn Pro 36 Inch	211765	SO947406			083.08.2021		60-601-000-53-5342-000C	288.60
								Vendor Total:	12,611.35
03481	Tressler LLP								
	Services through 073121	211849	432674			083.08.2021		60-000-000-52-5207-000C	326.66
								Vendor Total:	326.66
03736	Unique Products & Service Corp.								
	Inv# 417165 Cleaning Supplies	212008	417165			091.09.2021		60-000-000-53-5316-000C	276.76
								Vendor Total:	276.76
03754	Comcast Cable								
	AGC Clubhouse 081421-091321	211789	87712049102197_05			083.08.2021		60-000-000-52-5262-000C	243.35
								Vendor Total:	243.35
03808	Classic Staffing Services Inc								
	Inv# 10-22005592 Temp Staffing for F&B	211690	10-22005592			082.08.2021		60-612-000-52-5210-000C	491.39
	Inv# 10-22005611 Temp Staff for F&B	211788	10-22005611			083.08.2021		60-612-000-52-5210-000C	1,426.23
	Inv# 10-22005630 Temp Staff for F&B	211941	10-22005630			091.09.2021		60-612-000-52-5210-000C	353.56
	Inv# 10-22005647 Temp Staff for F&B	211941	10-22005647			091.09.2021		60-612-000-52-5210-000C	1,017.17
								Vendor Total:	3,288.35
03921	Sid Harvey Industries Inc.								
	Refrigerant	211744	045861433			082.08.2021		60-000-000-54-5441-000C	1,308.00
								Vendor Total:	1,308.00
03943	Johnstone Supply								
	Inv# 5005823	211720	5005823			082.08.2021		60-000-000-54-5441-000C	153.68
								Vendor Total:	153.68
04045	Louis Glunz Beer Inc.								

Fund	Description	Vendor No	Vendor Name	Line Item Description	Check No	Invoice Number	Batch Number	GL Account Number	Amount
				Inv# 432209 Beer	211721	432209	082.08.2021	60-000-000-14-1412-000C	369.45
								Vendor Total:	369.45
04267	Martin Whalen Group Inc			AGC Clubhouse 072821-082721	211722	70548_0821	082.08.2021	60-611-000-52-5211-0000	19.07
				AGC Clubhouse 082821-092721	211897	70548_0921	084.08.2021	60-611-000-52-5211-0000	19.07
				AGC Clubhouse 072821-082721	211722	70549_0821	082.08.2021	60-000-000-52-5211-0000	4.06
				AGC Clubhouse 082821-092721	211897	70549_0921	084.08.2021	60-000-000-52-5211-0000	4.06
				Arrowhead- Maintenance 072821-082721	211722	70559_0821	082.08.2021	60-000-000-52-5211-0000	15.60
				Arrowhead- Maintenance 082821-092721	211897	70559_0921	084.08.2021	60-000-000-52-5211-0000	15.60
				AGC Clubhouse 072821-082721	211722	70561_0821	082.08.2021	60-612-000-52-5211-0000	12.60
				AGC Clubhouse 082821-092721	211897	70561_0921	084.08.2021	60-612-000-52-5211-0000	12.60
				AGC Clubhouse 072821-082721	211722	70563_0821	082.08.2021	60-601-000-52-5211-0000	4.54
				AGC Clubhouse 082821-092721	211897	70563_0921	084.08.2021	60-601-000-52-5211-0000	4.54
				AGC 072821-082721	211722	MW82279_0821	082.08.2021	60-000-000-52-5211-0000	628.52
				AGC 082821-092721	211897	MW82279_0921	084.08.2021	60-000-000-52-5211-0000	628.52
								Vendor Total:	1,368.78
04296	Culligan DuPage Soft Water Service Inc			Arrowhead Salt Delivery July 2021	211794	261958_0721S	083.08.2021	60-612-000-52-5210-000C	65.25
				Arrowhead Drinking Water July 2021	211794	261958_0721W	083.08.2021	60-000-000-52-5210-000C	151.79
				Arrowhead Annual Water Cooler Rental August	211794	261958_0821R	083.08.2021	60-000-000-52-5210-000C	18.00
				Arrowhead Softner Rental August 2021	211794	261958_0821RS	083.08.2021	60-612-000-52-5210-000C	100.00
								Vendor Total:	335.04
04419	TriMark Marlinn LLC			Inv# 2746892 Cleaning Supplies	211751	2746892	082.08.2021	60-000-000-53-5316-000C	1,370.23
				Inv# 2751112 Kitchen Equipment	211751	2751112	082.08.2021	60-612-000-53-5306-000C	4,575.00
				Inv# 2751352 Banquet Supplies	211751	2751352	082.08.2021	60-612-901-53-5390-000C	546.37
				Inv# 2751352 Restaurant Supplies	211751	2751352	082.08.2021	60-612-902-53-5388-000C	546.36
				Inv# 2753760 Restaurant Supplies	211850	2753760	083.08.2021	60-612-902-53-5388-000C	511.68
				Inv# 2753760 Banquet Supplies	211850	2753760	083.08.2021	60-612-901-53-5390-000C	511.68
				Inv# 2756597 Banquet Supplies	212005	2756597	091.09.2021	60-612-901-53-5390-000C	623.35
				Inv# 2756597 Restaurant Supplies	212005	2756597	091.09.2021	60-612-902-53-5388-000C	623.36
				Inv# 2759125 Banquet Supplies	212005	2759125	091.09.2021	60-612-901-53-5390-000C	804.31
				Inv# 2759125 Restaurant Supplies	212005	2759125	091.09.2021	60-612-902-53-5388-000C	804.31
								Vendor Total:	10,916.65
04800	HWSStar Holdings Corp.			AGC Clubhouse 070121-073021	211812	T0226060AGC_072	083.08.2021	60-000-000-52-5263-000C	250.66
								Vendor Total:	250.66
04869	BlueTarp Financial Inc			Inv# 48499247	211931	48499247	091.09.2021	60-601-000-53-5315-000C	284.92
								Vendor Total:	284.92
05138	Wyatts CO2 & Beer Line Cleaning			Inv# 027357 Restaurant Supplies	211761	027357	082.08.2021	60-612-902-53-5388-000C	70.00
				Inv# 27664 Nitro Tanks	212015	27664	091.09.2021	60-612-902-53-5388-000C	70.00
				Inv# 37674 Nitro Tanks	212015	27674	091.09.2021	60-612-902-53-5388-000C	70.00
								Vendor Total:	210.00
05496	Nexbelt LLC			Nexbelt 2nd Shipment	211824	238476	083.08.2021	60-000-000-14-1431-000C	334.92
								Vendor Total:	334.92
05535	Global Golf Sales Inc.								

Fund	Description	Vendor No	Vendor Name	Line Item Description	Check No	Invoice Number	Batch Number	GL Account Number	Amount
				Golf Tee Order	211802	353293	083.08.2021	60-000-000-14-1430-0000	478.62
								Vendor Total:	478.62
05750	Bones Transportation Inc.			Bunker Sand Delivery	211682	61411	082.08.2021	60-601-000-53-5331-0000	1,173.06
								Vendor Total:	1,173.06
05810	US Bank Equipment Finance			AGC Clubhouse AUG 2021	211851	82279_0821	083.08.2021	60-000-000-52-5211-0000	568.04
								Vendor Total:	568.04
05816	Breakthru Beverage Illinois, LLC			Inv# 340451394 Liquor	211683	340451394	082.08.2021	60-000-000-14-1412-0000	2,197.00
				Inv# 340541775 Liquor	211776	340541775	083.08.2021	60-000-000-14-1412-0000	1,516.55
				Inv# 340632930 Liquor	211933	340632930	091.09.2021	60-000-000-14-1412-0000	2,070.97
				Inv# 340713411 Liquor	211933	340713411	091.09.2021	60-000-000-14-1412-0000	1,420.67
								Vendor Total:	7,205.19
05859	Channel Fore Inc.			Golf Scene Show Advertising	211783	AGS2021-2	083.08.2021	60-611-415-54-5426-0000	697.50
								Vendor Total:	697.50
05891	S2D2 Productions, Inc.			Inv# 21-0266 Wedding Lighting	211993	Inv21-0266	091.09.2021	60-612-901-52-5292-0000	1,062.58
				Inv# 21-0267 Wedding Lighting	211993	Inv21-0267	091.09.2021	60-612-901-52-5292-0000	1,062.58
								Vendor Total:	2,125.16
05940	SiteOne Landscape Supply Holding LLC			PVC 1 Inch Swing Joint MIPT	211838	111664463-001	083.08.2021	60-601-000-53-5343-0000	64.98
								Vendor Total:	64.98
05943	COEO SOLUTIONS LLC			AGC 080121-083121	211692	11000057_0821	082.08.2021	60-000-000-52-5262-0000	787.83
								Vendor Total:	787.83
06027	DeEtta's Bakery Inc			Inv# 3130 Wedding Cake	211796	3130	083.08.2021	60-612-901-52-5292-0000	325.00
				Inv# 3139 Wedding Cake	211796	3139	083.08.2021	60-612-901-52-5292-0000	325.00
				Inv# 3147 Wedding Cake	211796	3147	083.08.2021	60-612-901-52-5292-0000	114.00
				Inv# 3149 Wedding Cake	211796	3149	083.08.2021	60-612-901-52-5292-0000	519.70
				Inv# 3154 Wedding Cake	211796	3154	083.08.2021	60-612-901-52-5292-0000	91.20
				Inv# 3160 Wedding Cake	211951	3160	091.09.2021	60-612-901-52-5292-0000	325.00
								Vendor Total:	1,699.90
06228	Voyant Communications			Golf 080121-083121	211753	111390_0821	082.08.2021	60-611-000-52-5262-0000	192.38
				Banquet 080121-083121	211753	111390_0821	082.08.2021	60-612-901-52-5262-0000	214.83
				Restaurant 080121-083121	211753	111390_0821	082.08.2021	60-612-902-52-5262-0000	205.21
				Golf Maintenance 080121-083121	211753	111390_0821	082.08.2021	60-601-000-52-5262-0000	60.93
				Marketing 080121-083121	211753	111390_0821	082.08.2021	60-000-415-52-5262-0000	92.98
				Ski 080121-083121	211753	111390_0821	082.08.2021	60-613-000-52-5262-0000	19.24
								Vendor Total:	785.57
06250	LRS Holdings LLC			AGC Clubhouse 080121-083121	211895	0004755361_0821	084.08.2021	60-000-000-52-5263-0000	197.00

Fund	Description					
Vendor No	Vendor Name					
Line Item Description	Check No	Invoice Number	Batch Number	GL Account Number	Amount	
Vendor Total:					197.00	
06308	Westlake Hardware Inc					
Folding Tables	212013	12607494	091.09.2021	60-000-000-53-5302-000C	69.98	
Building Supplies	212013	12607572	091.09.2021	60-000-000-53-5313-000C	53.67	
Vendor Total:					123.65	
06421	Way 2 Easy, Inc.					
Quarterly Security - AGC Clubhouse	211857	INV-012745	083.08.2021	60-000-000-52-5211-0000	209.97	
Quarterly Security - AGC Maintenance	211857	INV-012746	083.08.2021	60-000-000-52-5211-0000	407.97	
Vendor Total:					617.94	
06426	Ecolab Food Safety Specialties					
Inv# 96796783 Restaurant Supplies	211705	96796783	082.08.2021	60-612-902-53-5388-000C	289.16	
Vendor Total:					289.16	
06428	Proficient Window Cleaning, Inc.					
Inv# 6366 Window Cleaning	211906	6366	084.08.2021	60-000-000-53-5316-000C	958.00	
Vendor Total:					958.00	
06434	Concentric Ventures Incorporated					
Inv# 9916 July Liquor Consulting	211695	9916	082.08.2021	60-612-000-52-5210-000C	1,875.00	
Vendor Total:					1,875.00	
06542	Call One, Inc.					
AGC 081521-091421	211781	97900018657_0921	083.08.2021	60-000-000-52-5262-000C	103.75	
Vendor Total:					103.75	
06626	Cozzini Bros, Inc.					
Inv# C9702313 Cutlery Service	211699	C9702313	082.08.2021	60-612-000-52-5210-000C	32.00	
Inv# C9762720 Cutlery Service	211949	C9762720	091.09.2021	60-612-000-52-5210-000C	32.00	
Vendor Total:					64.00	
06640	Yamaha Motor Finance Corporation U.S.A.					
GPS Lease August 2021	211920	751179	084.08.2021	60-611-000-52-5211-0000	3,080.00	
Vendor Total:					3,080.00	
06670	Brinks Incorporated					
08/21 Armored Services for AGC	211684	11644327	082.08.2021	60-000-000-52-5214-000C	103.44	
Vendor Total:					103.44	
06674	Lingo Communications LLC					
AGC Restaurant 080421-090321	211816	960579_0921	083.08.2021	60-612-902-52-5262-000C	187.52	
AGC Banquets 080421-090321	211816	960579_0921	083.08.2021	60-612-901-52-5262-000C	182.01	
AGC Golf 080421-090321	211816	960579_0921	083.08.2021	60-611-000-52-5262-0000	182.01	
Vendor Total:					551.54	
06687	Van-Lang Enterprises					
Inv# 101498 General Grocery	211752	101498	082.08.2021	60-000-000-14-1415-000C	624.00	
Inv# 101634 General Grocery	211853	101634	083.08.2021	60-000-000-14-1415-000C	544.00	
Inv# 101791 General Grocery	212011	101791	091.09.2021	60-000-000-14-1415-000C	868.00	
Inv# 101833 General Grocery	212011	101833	091.09.2021	60-000-000-14-1415-000C	126.00	
Vendor Total:					2,162.00	
06696	Pro Staffing Inc.					
Inv# 6394 Temp Staffing for F&B	211732	6394	082.08.2021	60-612-000-52-5210-000C	2,230.28	

Fund	Description	Vendor No	Vendor Name				
Line Item Description	Check No	Invoice Number	Batch Number	GL Account Number	Amount		
Inv# 6419 Temp Staff for F&B	211831	6419	083.08.2021	60-612-000-52-5210-000C	2,276.27		
Inv# 6443 Temp Staff for F&B	211989	6443	091.09.2021	60-612-000-52-5210-000C	1,862.94		
Inv# 6464 Temp Staff for F&B	211989	6464	091.09.2021	60-612-000-52-5210-000C	724.38		
				Vendor Total:	7,093.87		
06790 Covia Holdings Corporation							
Signature Tour Grade Bunker Sand	211698	82037583	082.08.2021	60-601-000-53-5331-000C	1,237.70		
				Vendor Total:	1,237.70		
06804 Total Fire & Safety							
Inv# 9892838-IN Annual System Maintenance	212004	9892838-IN	091.09.2021	60-612-000-54-5441-000C	921.95		
				Vendor Total:	921.95		
06805 A Posh Production							
Inv# 212388 Wedding Lighting	211925	212388	091.09.2021	60-612-901-52-5292-000C	1,360.00		
				Vendor Total:	1,360.00		
06835 Windmill Ginger Brew LLC							
Inv# 3801 Non-Alcoholic Beverages	211859	3801	083.08.2021	60-000-000-14-1416-000C	102.00		
				Vendor Total:	102.00		
06900 Two Brothers Coffee Roasters							
Inv# 22014 Non-Alcoholic Beverages	212007	22014	091.09.2021	60-000-000-14-1416-000C	394.65		
Inv# 22077 Non-Alcoholic Beverages	212007	22077	091.09.2021	60-000-000-14-1416-000C	51.60		
				Vendor Total:	446.25		
06929 Ferry Farms Wholesale LLC							
Inv# 5757 General Grocery	211958	5757	091.09.2021	60-000-000-14-1415-000C	450.00		
Inv# 6148 General Grocery	211958	6148	091.09.2021	60-000-000-14-1415-000C	210.00		
				Vendor Total:	660.00		
06940 Advocate Health and Hospitals Corporation							
Back Evaluations	211863	800617	084.08.2021	60-418-000-52-5208-000C	298.00		
Back Evaluations	211863	800617	084.08.2021	60-418-901-52-5208-000C	57.00		
Back Evaluations	211863	800617	084.08.2021	60-418-902-52-5208-000C	219.00		
Back Evaluation	211766	801713	083.08.2021	60-418-000-52-5208-000C	127.00		
				Vendor Total:	701.00		
				Fund Total:	245,975.50		
70 Information Technology							
01006 Vermont Systems Inc							
Rec Trac 3.1 Premigration Training	211916	VS000340	084.08.2021	70-000-000-52-5240-000C	1,593.75		
				Vendor Total:	1,593.75		
05743 Advanced Intelligence Engineering							
Additional After Hours Support East Side POS a	211764	11715	083.08.2021	70-000-000-52-5240-000C	140.00		
Monthly Support August 2021	211764	11716	083.08.2021	70-000-000-52-5240-000C	16,816.19		
				Vendor Total:	16,956.19		
06228 Voyant Communications							
IS&T 080121-083121	211753	111390_0821	082.08.2021	70-000-000-52-5262-000C	19.24		
				Vendor Total:	19.24		
				Fund Total:	18,569.18		

Fund **Description****Vendor No** **Vendor Name**

Line Item Description	Check No	Invoice Number	Batch Number	GL Account Number	Amount
75					
06726					
EAP Insurance August 2021	211701	080121	082.08.2021	75-000-000-52-5231-0000	519.68
Vendor Total:					519.68
Fund Total:					519.68
Report Total:					826,737.88

Accounts Payable

Checks Approval Document

User: rtucker
Printed: 9/7/2021 - 11:29 AM



Wheaton Park District


Board of Commissioners Report From the Period Beginning August 11, 2021 and Ending September 07, 2021.


Fund	Description	Amount
10	General	84,236.33
20	Recreation	30,785.08
22	Cosley Zoo	7,464.81
23	Liability	87.92
26	IMRF	81,978.80
40	Capital Projects	121.43
60	Golf Fund	65,202.53
70	Information Technology	216.62

Report Total: 270,093.52

To the Board of Commissioners

The payment of the above listed accounts has been accepted by the Park District Board of Commissioners at their meeting held on September 15, 2021.


(Treasurer)


(Secretary)

Accounts Payable

Checks Approval List

User: rtucker
Printed: 9/7/2021 - 11:31 AM



Wheaton Park District

Board of Commissioners Report From the Period Beginning August 11, 2021 and Ending September 07, 2021

Fund	Description	Vendor No	Vendor Name	Line Item Description	Check No	Invoice Number	Batch Number	GL Account Number	Amount
10	General								
00465	I.M.R.F.								
07/2021 IMRF		0	073121	141.08.2021	10-000-000-21-2124-0000	42,995.88			
07/2021 IMRF		0	073121	141.08.2021	10-000-000-21-2123-0000	10,096.85			
Vendor Total:									53,092.73
00766	Pre-Paid Legal Service Inc								
08/21 Pre-Paid Legal		0	083121	141.08.2021	10-000-000-21-2127-0000	415.87			
Vendor Total:									415.87
01091	Aflac								
August 2021 Aflac		0	120520	141.08.2021	10-000-000-21-2131-0000	288.80			
August 2021 Aflac		0	120520	141.08.2021	10-000-000-21-2132-0000	145.38			
Vendor Total:									434.18
02604	DuPage County Clerk								
Notary Public Fee		166720	080321	162.08.2021	10-419-000-54-5425-0000	10.00			
Vendor Total:									10.00
03751	Dupage County Collector								
Prairie Property Tax Bill 05-08-407-011		0	DCITAX000808268	141.08.2021	10-000-856-52-5210-0000	859.93			
Vendor Total:									859.93
03829	Texas Life Insurance Company								
Texas Life Insurance August 2021		0	SB08FS202108150	141.08.2021	10-000-000-21-2130-0000	186.04			
Vendor Total:									186.04
04121	UMB Bank N.A.								
Sign Shop Supplies		0	0118_2106300000	171.08.2021	10-101-000-53-5314-0000	260.45			
Sign Shop Supplies		0	0118_2107010000	171.08.2021	10-101-000-53-5314-0000	23.75			
Sign Shop Supplies		0	0118_2107260000	171.08.2021	10-101-000-53-5314-0000	339.20			
Caution Tape/ Hose/ Nozzle		0	0134_2107010000	171.08.2021	10-000-416-53-5346-1902	129.83			
Lang Ice Company		0	0134_2107120000	171.08.2021	10-000-416-53-5346-1906	152.00			
Lang Ice Company		0	0134_2107270000	171.08.2021	10-000-416-53-5346-1906	240.00			
Inside History Toys Protection		0	0140_2107190000	171.08.2021	10-430-000-53-5302-0000	35.91			
Google Storage Monthly		0	0173_2107010000	171.08.2021	10-000-415-54-5425-0000	9.99			
Office Supplies		0	0173_2107230000	171.08.2021	10-000-415-53-5302-0000	81.97			
Audio System for Bandshell		0	0182_2107030000	171.08.2021	10-101-000-53-5313-1904	2,172.77			
Credit		0	0182_2107070000	171.08.2021	10-101-000-53-5312-0000	-0.88			
Tape Measure		0	0182_2107080000	171.08.2021	10-101-000-53-5345-0000	33.50			
Playground Supplies		0	0182_2107090000	171.08.2021	10-101-000-53-5310-0000	15.82			
Skatepark Repairs		0	0182_2107130000	171.08.2021	10-101-000-53-5310-0000	106.05			
Skatepark Repairs		0	0182_2107140000	171.08.2021	10-101-000-53-5314-0000	76.93			
NS Dock Repair		0	0182_2107190000	171.08.2021	10-101-000-53-5314-0000	23.50			
Tennis Nets		0	0182_2107210000	171.08.2021	10-101-000-53-5310-0000	99.90			
Basketball Net		0	0182_2107210000	171.08.2021	10-101-000-53-5310-0000	125.91			
Clocktower Ponds		0	0182_2107240000	171.08.2021	10-101-000-53-5313-0000	14.99			
Swingset Parts		0	0182_2107260000	171.08.2021	10-101-000-53-5345-0000	164.95			

Fund	Description	Vendor No	Vendor Name	Line Item Description	Check No	Invoice Number	Batch Number	GL Account Number	Amount
				Hawthorne Playground	0	0182_2107290000	171.08.2021	10-101-000-53-5310-000C	42.91
				Paint for Hawthorne Playground	0	0182_2107290000	171.08.2021	10-101-000-53-5310-000C	307.32
				NRPA Dues Renewal	0	0208_2107150000	171.08.2021	10-101-000-54-5425-000C	95.00
				Office Supplies	0	0314_2107020000	171.08.2021	10-101-000-53-5302-000C	69.98
				Sting Relief Supplies	0	0314_2107280000	171.08.2021	10-101-000-53-5303-000C	40.48
				July WSJ Subscription	0	0422_2107020000	171.08.2021	10-419-000-54-5425-000C	38.99
				Anniversary Time Capsule	0	0439_2107240000	171.08.2021	10-000-415-54-5426-000C	59.99
				Acrylics	0	0439_2107290000	171.08.2021	10-000-415-53-5302-000C	59.99
				Clipboards	0	0439_2107310000	171.08.2021	10-000-415-53-5302-000C	10.95
				Staff Post Fourth of July Recap/Get Together	0	0455_2107040000	171.08.2021	10-000-000-54-5434-000C	27.34
				Former Ex Director Family Funeral Flowers	0	0463_2107150000	171.08.2021	10-000-000-54-5438-000C	27.04
				Parks Job Posting - Project Specialist	0	0470_2107190000	171.08.2021	10-418-000-54-5426-000C	165.00
				Parks Job Posting - Facility Ops	0	0470_2107190000	171.08.2021	10-418-000-54-5426-000C	165.00
				Cleaning Supplies	0	0538_2107200000	171.08.2021	10-101-856-53-5316-000C	249.46
				Supplies for 855	0	0538_2107230000	171.08.2021	10-101-000-53-5316-000C	204.12
				Volunteer Gift	0	0660_2107020000	171.08.2021	10-000-416-52-5241-1902	50.00
				Volunteer Gift	0	0660_2107020000	171.08.2021	10-000-416-52-5241-1902	50.00
				Volunteer Gift	0	0660_2107020000	171.08.2021	10-000-416-52-5241-1902	50.00
				Volunteer Gift	0	0660_2107020000	171.08.2021	10-000-416-52-5241-1902	50.00
				Volunteer Gift	0	0660_2107020000	171.08.2021	10-000-416-52-5241-1902	50.00
				Volunteer Gift	0	0660_2107020000	171.08.2021	10-000-416-52-5241-1902	50.00
				Tax Refund for Notary Dues	0	0686_2107010000	171.08.2021	10-419-000-54-5425-000C	-3.23
				IGFOA Conference Registration	0	0686_2107230000	171.08.2021	10-419-000-54-5432-000C	325.00
				Mannequin Poles	0	0694_2107030000	171.08.2021	10-430-000-53-5302-000C	36.96
				Photo Repros	0	0694_2107030000	171.08.2021	10-430-000-53-5302-000C	42.39
				Foamcore	0	0694_2107070000	171.08.2021	10-430-000-53-5302-000C	29.05
				Spray Adhesive	0	0694_2107090000	171.08.2021	10-430-000-53-5302-000C	7.99
				Frame and Sign Holders	0	0694_2107090000	171.08.2021	10-430-000-53-5302-000C	70.60
				Photo Repros	0	0694_2107110000	171.08.2021	10-430-000-53-5302-000C	28.10
				Acrylic Stands	0	0694_2107150000	171.08.2021	10-430-000-53-5302-000C	47.61
				Frame Return	0	0694_2107170000	171.08.2021	10-430-000-53-5302-000C	-31.00
				Credit for Keurig Coffee Machine	0	0736_2107090000	171.08.2021	10-000-000-53-5302-000C	-249.95
				Keurig Coffee Machine	0	0736_2107200000	171.08.2021	10-000-000-53-5302-000C	128.92
				Frames for Years of Service Certificates for 2021	0	0736_2107280000	171.08.2021	10-418-000-54-5434-000C	504.36
				PSC36258 T2601 Parts	0	0827_2107060000	171.08.2021	10-101-000-53-5315-000C	46.45
				Air Filter	0	0827_2107130000	171.08.2021	10-101-000-53-5315-000C	19.95
				Rathje Rail	0	0827_2107140000	171.08.2021	10-101-000-53-5308-000C	53.39
				Supplies	0	0827_2107260000	171.08.2021	10-101-000-53-5312-000C	78.97
				Supplies PSC37037	0	0827_2107300000	171.08.2021	10-101-000-53-5315-000C	39.89
				Paylocity Elevate Conference Registration for 3	0	0835_2107150000	171.08.2021	10-419-000-54-5432-000C	305.91
				Graf Shelter	0	9193_2107020000	171.08.2021	10-101-000-53-5334-000C	22.97
				Bandshell Supplies	0	9193_2107070000	171.08.2021	10-101-000-53-5313-1904	153.38
				Rotary Tarp	0	9193_2107070000	171.08.2021	10-101-000-53-5347-000C	26.48
				Rotary Park	0	9193_2107070000	171.08.2021	10-101-000-53-5311-0000	21.24
				Audio Supplies for Shakespeare	0	9193_2107120000	171.08.2021	10-101-000-53-5313-1904	98.73
				MLC Railing	0	9193_2107120000	171.08.2021	10-101-000-53-5334-000C	104.85
				Hardware	0	9193_2107130000	171.08.2021	10-101-000-53-5334-000C	29.71
				Rotary Park Solar	0	9193_2107140000	171.08.2021	10-101-000-53-5312-000C	160.83
				Rotary Solar	0	9193_2107210000	171.08.2021	10-101-000-53-5312-000C	37.19
				Rotary Solar Supplies	0	9193_2107210000	171.08.2021	10-101-000-53-5312-000C	43.59
				Rotary Solar Electric	0	9193_2107220000	171.08.2021	10-101-000-53-5312-000C	85.57
				Rotary Solar	0	9193_2107230000	171.08.2021	10-101-000-53-5334-000C	111.18
				Rotary Solar	0	9193_2107300000	171.08.2021	10-101-000-53-5312-000C	30.98
				Cornhole for 4th	0	9201_2107030000	171.08.2021	10-000-416-53-5346-1902	806.20
				Acrylic Holders	0	9201_2107130000	171.08.2021	10-000-415-53-5302-000C	109.98
				Acrylic Holders	0	9201_2107170000	171.08.2021	10-000-415-53-5302-000C	89.89
				Napkins for Vol. Pizza	0	9201_2107290000	171.08.2021	10-000-416-53-5346-1903	11.00
				Facebooks Ads for Concert	0	9201_2107310000	171.08.2021	10-000-416-52-5241-1906	50.00

Fund **Description**
Vendor No **Vendor Name**

Line Item Description	Check No	Invoice Number	Batch Number	GL Account Number	Amount
Facebooks Ads for Brew Fest	0	9201_2107310000	171.08.2021	10-000-416-52-5241-1903	10.85
Labels & Pens	0	9201_2108010000	171.08.2021	10-000-416-53-5346-1903	30.82
Office Chair	0	9201_2108020000	171.08.2021	10-000-415-53-5302-0000	78.99
Brew Fest Supplies	0	9201_2108020000	171.08.2021	10-000-416-53-5346-1903	96.13
Graf Park Hardware	0	9292_2107020000	171.08.2021	10-101-000-53-5334-0000	134.48
Tax Refund	0	9292_2107080000	171.08.2021	10-101-000-53-5313-0000	-9.00
Brew Fest Ticket Refund	0	9342_2107010000	171.08.2021	10-000-416-53-5346-1903	-79.37
Flag for Concerts-Bandshell	0	9342_2107020000	171.08.2021	10-000-416-53-5346-1906	25.00
Flag for Concerts-Bandshell	0	9342_2107020000	171.08.2021	10-000-415-53-5302-0000	25.00
Pizza	0	9342_2107100000	171.08.2021	10-000-415-53-5302-0000	36.07
Brew Fest Tent Rental	0	9342_2107240000	171.08.2021	10-000-416-52-5241-1903	3,844.16
WP Engine Fee	0	9342_2107250000	171.08.2021	10-000-415-54-5425-0000	214.67
Funeral Flowers	0	9342_2107260000	171.08.2021	10-000-000-54-5434-0000	50.00
Vendor Total:					13,903.04
04221 Plug & Pay Technologies					
07/21 Plug N Pay Gateway Fees	0	073121	141.08.2021	10-000-000-52-5239-0000	15.00
07/21 Plug N Pay Gateway Fees	0	073121	141.08.2021	10-000-416-52-5239-1900	15.00
07/21 Plug N Pay Gateway Fees	0	073121	141.08.2021	10-101-000-52-5239-0000	15.00
Vendor Total:					45.00
04287 Global Payments Inc					
07/21 Merchant CC Processing Fees	0	073121	141.08.2021	10-000-000-52-5239-0000	44.85
07/21 Merchant CC Processing Fees	0	073121	141.08.2021	10-000-416-52-5239-1900	543.79
07/21 Merchant CC Processing Fees	0	073121	141.08.2021	10-101-000-52-5239-0000	58.98
Vendor Total:					647.62
04374 Wheaton Bank and Trust Company					
07/21 WB&T Bank Service Charges	0	073121	141.08.2021	10-000-000-52-5214-0000	330.81
07/21 WB&T Bank Service Charges	0	073121	141.08.2021	10-000-000-12-1228-0000	89.57
07/21 WB&T Bank Service Charges	0	073121	141.08.2021	10-000-000-12-1226-0000	12.20
07/21 WB&T Bank Service Charges	0	073121	141.08.2021	10-000-000-12-1226-0000	15.06
Vendor Total:					447.64
06279 Paylocity Corporation					
08/13/2021 Payroll Processing	0	108705039	141.08.2021	10-000-000-52-5211-0000	305.90
08/27/2021 Payroll Processing	0	108776916	141.08.2021	10-000-000-52-5211-0000	516.33
Vendor Total:					822.23
06874 Standard Retirement Services Inc.					
08/13/21 Deferred Comp	0	081321	141.08.2021	10-000-000-21-2126-0000	6,278.64
08/13/21 Deferred Comp	0	081321	141.08.2021	10-000-000-21-2135-0000	456.52
08/27/21 Deferred Comp	0	082721	141.08.2021	10-000-000-21-2126-0000	6,180.37
08/27/21 Deferred Comp	0	082721	141.08.2021	10-000-000-21-2135-0000	456.52
Vendor Total:					13,372.05
Fund Total:					84,236.33
20 Recreation					
02984 Braoudakis, Heather					
50 Nifty Event 08.25.21	166722	082521	163.08.2021	20-220-304-52-5280-5531	125.00
Vendor Total:					125.00
04121 UMB Bank N.A.					
Concession Products	0	0134_2107010000	171.08.2021	20-222-232-53-5328-0000	227.29
PPF DirecTv 07/28/21-08/27/21	0	0134_2107300000	171.08.2021	20-350-302-52-5210-0000	126.99
GOJO Shower Wash	0	0182_2107010000	171.08.2021	20-101-000-53-5313-0000	160.24

Fund	Description	Vendor No	Vendor Name	Line Item Description	Check No	Invoice Number	Batch Number	GL Account Number	Amount
	Vinyl Seaming & Patching Tape				0	0182_2107060000	171.08.2021	20-101-220-53-5313-0000	28.99
	Silt Tubular Fiberglass Cover				0	0182_2107070000	171.08.2021	20-101-220-53-5313-0000	154.00
	Scotch Brite Pads				0	0182_2107080000	171.08.2021	20-101-225-53-5316-0000	20.89
	Supplies				0	0182_2107100000	171.08.2021	20-101-000-53-5313-0000	8.29
	Popsicles for Camp				0	0207_2107020000	171.08.2021	20-220-112-53-5301-6628	18.76
	Food for Turtle				0	0207_2107150000	171.08.2021	20-220-112-53-5301-6610	13.31
	Camp Supplies				0	0207_2107270000	171.08.2021	20-220-112-53-5301-6628	161.17
	Rolling Door for Rice Pool				0	0314_2107020000	171.08.2021	20-101-232-52-5210-0000	518.00
	Leak Detection Pools				0	0314_2107160000	171.08.2021	20-101-232-52-5210-0000	465.00
	iPass Replenishment				0	0314_2107290000	171.08.2021	20-000-000-54-5425-0000	40.00
	Sauna Repairs				0	0348_2107010000	171.08.2021	20-101-220-53-5313-0000	157.92
	Supplies				0	0348_2107040000	171.08.2021	20-101-220-53-5313-0000	30.47
	Supplies				0	0348_2107060000	171.08.2021	20-101-220-53-5316-0000	45.99
	Sauna Repair				0	0348_2107140000	171.08.2021	20-101-000-53-5313-0000	12.66
	Vacuum Supply				0	0348_2107200000	171.08.2021	20-101-000-53-5313-0000	12.00
	Supplies				0	0348_2107290000	171.08.2021	20-101-220-53-5313-0000	64.22
	Top Soil/ Paint Brushes/ Vinegar				0	0355_2106300000	171.08.2021	20-220-112-53-5301-6628	18.67
	Top Soil/ Paint Brushes/ Vinegar				0	0355_2106300000	171.08.2021	20-000-112-53-5301-0000	6.81
	Canvas for Mud Art				0	0355_2107070000	171.08.2021	20-220-112-53-5301-6612	21.98
	Pizza for Birthday Party				0	0364_2107240000	171.08.2021	20-222-232-53-5328-0000	44.82
	Concession Products				0	0364_2107250000	171.08.2021	20-222-232-53-5328-0000	13.78
	Concession Products				0	0364_2107260000	171.08.2021	20-222-231-53-5328-0000	25.52
	Oil Painting Memorial Donation				0	0454_2107280000	171.08.2021	20-000-000-20-2011-0000	513.69
	Staff Post Fourth of July Recap/Get Together				0	0455_2107040000	171.08.2021	20-000-000-54-5434-0000	27.34
	Former Ex Director Family Funeral Flowers				0	0463_2107150000	171.08.2021	20-000-000-54-5438-0000	27.04
	Mini Golf Field Trip for Camp Sports and Sorts				0	0595_2107010000	171.08.2021	20-220-203-53-5301-3366	220.00
	IPRA Supervisor Symposium				0	0595_2107200000	171.08.2021	20-000-205-54-5432-0000	80.00
	Podcast Hosting Site				0	0595_2107210000	171.08.2021	20-000-000-54-5425-0000	16.00
	Free Trial for Website				0	0595_2107260000	171.08.2021	20-220-204-53-5301-4440	0.64
	Mini Golf Field Trip for Camp Sports and Sorts				0	0595_2107280000	171.08.2021	20-220-203-53-5301-3366	72.00
	Free Trial for Website				0	0595_2107290000	171.08.2021	20-220-204-53-5301-4440	-0.64
	US Soccer Federation Membership Renewal				0	0611_2107150000	171.08.2021	20-000-205-54-5425-0000	25.00
	Pretzels				0	0702_2107010000	171.08.2021	20-221-223-53-5301-4776	52.80
	Gatorade				0	0702_2107020000	171.08.2021	20-221-223-53-5301-4776	89.94
	Donuts for Concessions				0	0702_2107030000	171.08.2021	20-221-223-53-5301-4776	23.97
	Pretzels				0	0702_2107030000	171.08.2021	20-221-223-53-5301-4776	41.91
	Pretzels and Plunger				0	0702_2107030000	171.08.2021	20-221-223-53-5301-4776	35.02
	Pretzels				0	0702_2107060000	171.08.2021	20-221-223-53-5329-0000	27.96
	Gatorade and Buns				0	0702_2107080000	171.08.2021	20-221-223-53-5301-4776	41.94
	Water Balloons				0	0702_2107200000	171.08.2021	20-220-203-53-5301-3366	33.96
	PVC Pipe				0	0702_2107200000	171.08.2021	20-220-203-53-5301-3366	39.72
	Concessions				0	0702_2107270000	171.08.2021	20-221-223-53-5301-4776	235.41
	Water Balloons				0	0702_2107290000	171.08.2021	20-220-203-53-5301-3366	33.96
	Mansion and Mailboat Tour 7/28/21				0	0769_2107210000	171.08.2021	20-220-304-52-5280-5522	1,552.13
	Tubing/Bands for SS & GF				0	9128_2107090000	171.08.2021	20-350-302-53-5306-0000	522.11
	Floating Golf Balls				0	9128_2107180000	171.08.2021	20-350-303-53-5302-0000	95.80
	CTC Pizza Party				0	9128_2107230000	171.08.2021	20-350-303-53-5302-0000	169.61
	CTC Pizza Party				0	9128_2107300000	171.08.2021	20-350-303-53-5302-0000	41.59
	Ice Rink Repairs				0	9193_2107160000	171.08.2021	20-101-225-53-5313-0000	81.09
	Ice Rink Manifold				0	9193_2107200000	171.08.2021	20-101-225-53-5302-0000	65.19
	Atten Park Field #20				0	9193_2107290000	171.08.2021	20-101-000-53-5313-0000	548.98
	Group Fitness Reservations				0	9201_2107270000	171.08.2021	20-350-302-54-5426-0000	9.99
	Red/White/Blue Softball Tournament				0	9235_2107010000	171.08.2021	20-221-223-53-5301-4776	709.34
	Painting Class Supplies				0	9235_2107270000	171.08.2021	20-220-208-53-5301-8860	32.97
	Mischarge will be Refunded				0	9235_2107270000	171.08.2021	20-220-208-53-5301-8860	31.34
	Phillips Room Supplies				0	9243_2107030000	171.08.2021	20-000-304-53-5302-0000	149.94
	10/7 Trip				0	9243_2107160000	171.08.2021	20-220-304-52-5280-5522	374.72
	Office Supplies				0	9243_2107180000	171.08.2021	20-220-304-53-5301-5500	28.90

Fund	Description	Vendor No	Vendor Name				
Line Item	Description	Check No	Invoice Number	Batch Number	GL Account Number	Amount	
	Office Supplies	0	9243_2107180000	171.08.2021	20-220-304-53-5301-5500	28.78	
	Cancelled Movie Event - Deposit Refund	0	9243_2107190000	171.08.2021	20-220-304-52-5280-5501	-200.00	
	Candy for Trip	0	9243_2107200000	171.08.2021	20-220-304-53-5301-5500	47.86	
	Lake Geneva Trip - Additional Patrons	0	9243_2107260000	171.08.2021	20-220-304-52-5280-5522	183.57	
	Office Supplies	0	9243_2107280000	171.08.2021	20-220-304-53-5301-5500	32.17	
	Zoom Monthly Fee	0	9276_2107020000	171.08.2021	20-000-000-54-5425-0000	90.00	
	100 Year Anniversary Event	0	9276_2107020000	171.08.2021	20-224-220-53-5302-0000	647.96	
	Office Supplies	0	9276_2107030000	171.08.2021	20-224-220-53-5302-0000	36.67	
	Camp Blackhawk Supplies	0	9276_2107090000	171.08.2021	20-220-207-53-5301-7734	62.91	
	Camp Sports & Sorts Supplies	0	9276_2107100000	171.08.2021	20-220-203-53-5301-3366	63.90	
	Pop Up Play Day	0	9276_2107220000	171.08.2021	20-224-220-53-5302-0000	58.00	
	Postage	0	9276_2107220000	171.08.2021	20-224-220-53-5302-0000	29.81	
	Pop Up Play Day	0	9276_2107230000	171.08.2021	20-224-220-53-5302-0000	56.19	
	Pop Up Play Day	0	9276_2107240000	171.08.2021	20-224-220-53-5302-0000	52.89	
	Photo ID Tax Credit Voucher	0	9276_2107270000	171.08.2021	20-224-220-53-5302-0000	-34.74	
	Zoom Monthly Fee	0	9276_2108010000	171.08.2021	20-000-000-54-5425-0000	90.00	
	Pool Repairs	0	9292_2107120000	171.08.2021	20-101-231-53-5314-0000	109.81	
	Ice Rink	0	9292_2107160000	171.08.2021	20-101-225-53-5302-0000	86.86	
	Freezer Repair	0	9292_2107160000	171.08.2021	20-101-220-53-5313-0000	103.81	
	HVAC Supplies	0	9292_2107200000	171.08.2021	20-101-225-53-5313-0000	25.98	
	HVAC Supplies	0	9292_2107220000	171.08.2021	20-101-225-53-5313-0000	18.47	
	Food for Concessions	0	9326_2107010000	171.08.2021	20-222-232-53-5328-0000	22.20	
	Food for Concessions	0	9326_2107040000	171.08.2021	20-222-232-53-5328-0000	90.01	
	Food for Concessions	0	9326_2107060000	171.08.2021	20-222-232-53-5328-0000	14.22	
	Receipt Paper	0	9326_2107080000	171.08.2021	20-222-231-53-5306-0000	48.99	
	Disposable Masks	0	9326_2107110000	171.08.2021	20-222-231-53-5306-0000	19.98	
	Swim Team Clipboards	0	9326_2107120000	171.08.2021	20-222-231-53-5306-0000	22.16	
	Printer Waste Box	0	9326_2107120000	171.08.2021	20-222-231-53-5306-0000	42.99	
	Thermometer	0	9326_2107130000	171.08.2021	20-222-231-53-5306-0000	20.46	
	Chemical Notebook	0	9326_2107140000	171.08.2021	20-222-232-53-5302-0000	15.49	
	Birthday Pizza	0	9326_2107170000	171.08.2021	20-222-232-53-5328-0000	52.08	
	Birthday Pizza	0	9326_2107170000	171.08.2021	20-222-232-53-5328-0000	122.74	
	Waterproof Tape	0	9326_2107180000	171.08.2021	20-222-231-53-5306-0000	15.94	
	Concession Supplies	0	9326_2107180000	171.08.2021	20-222-232-53-5328-0000	65.52	
	Waterproof Notebooks	0	9326_2107180000	171.08.2021	20-222-231-53-5306-0000	41.48	
	Food for Concessions	0	9326_2107210000	171.08.2021	20-222-232-53-5328-0000	20.51	
	Northside Concessions Supplies	0	9326_2107210000	171.08.2021	20-222-231-53-5328-0000	7.12	
	Birthday Pizza	0	9326_2107290000	171.08.2021	20-222-232-53-5328-0000	109.63	
	Meat Thermometers	0	9326_2107290000	171.08.2021	20-222-231-53-5329-0000	27.47	
	Donuts	0	9326_2107310000	171.08.2021	20-222-232-53-5302-0000	77.94	
	Juice	0	9326_2107310000	171.08.2021	20-222-232-53-5302-0000	21.00	
	Donuts	0	9326_2107310000	171.08.2021	20-222-231-53-5306-0000	38.97	
	Funeral Flowers	0	9342_2107260000	171.08.2021	20-000-000-54-5434-0000	50.00	
	Wide Horizons Google Education	0	9391_2107010000	171.08.2021	20-220-207-53-5301-7746	10.00	
	Camp Supplies	0	9391_2107060000	171.08.2021	20-220-207-53-5301-7734	66.30	
	Camp Supplies	0	9391_2107070000	171.08.2021	20-220-207-53-5301-7705	148.22	
	Camp Supplies	0	9391_2107070000	171.08.2021	20-220-207-53-5301-7705	106.08	
	Camp Supplies	0	9391_2107080000	171.08.2021	20-220-207-53-5301-7734	52.90	
	Camp Supplies	0	9391_2107130000	171.08.2021	20-220-207-53-5301-7734	6.00	
	Camp Supplies	0	9391_2107140000	171.08.2021	20-220-207-53-5301-7705	246.58	
	Camper Pizza Party- Star Challenge Winners	0	9391_2107150000	171.08.2021	20-220-207-53-5301-7705	79.41	
	Camp Safety Supplies	0	9391_2107160000	171.08.2021	20-220-207-53-5301-7734	156.33	
	Camper Pizza Party- Star Challenge Winners	0	9391_2107220000	171.08.2021	20-220-207-53-5301-7705	84.65	
	Camp Supplies	0	9391_2107270000	171.08.2021	20-220-207-53-5301-7775	64.86	
	Preschool Supplies	0	9391_2107280000	171.08.2021	20-220-207-53-5301-7746	476.42	
	Camp T-Shirts	0	9391_2107280000	171.08.2021	20-220-207-53-5301-7734	500.00	
	Camp T-Shirts	0	9391_2107280000	171.08.2021	20-220-207-53-5301-7705	404.02	
	Camp Pizza Party	0	9391_2107290000	171.08.2021	20-220-207-53-5301-7705	82.97	

Fund	Description	Vendor No	Vendor Name	Line Item Description	Check No	Invoice Number	Batch Number	GL Account Number	Amount
				Camp No Name Supplies	0	9391_2107300000	171.08.2021	20-220-207-53-5301-7705	55.35
				Camp Supplies	0	9409_2107050000	171.08.2021	20-220-208-53-5301-8880	9.84
				Camp Supplies	0	9409_2107070000	171.08.2021	20-220-208-53-5301-8880	16.95
				CIDK Supplies	0	9409_2107140000	171.08.2021	20-220-208-53-5301-8880	15.52
				CIDK Supplies	0	9409_2107200000	171.08.2021	20-220-208-53-5301-8880	30.32
				CIDK Supplies	0	9409_2107230000	171.08.2021	20-220-208-53-5301-8880	7.97
				CIDK Supplies	0	9409_2107230000	171.08.2021	20-220-208-53-5301-8880	66.21
Vendor Total:									13,673.83
04221	Plug & Pay Technologies			07/21 Plug N Pay Gateway Fees	0	073121	141.08.2021	20-000-000-52-5239-0000	128.20
				07/21 Plug N Pay Gateway Fees	0	073121	141.08.2021	20-000-112-52-5239-0000	15.00
				07/21 Plug N Pay Gateway Fees	0	073121	141.08.2021	20-350-303-52-5239-0000	17.15
				07/21 Plug N Pay Gateway Fees	0	073121	141.08.2021	20-000-304-52-5239-0000	15.00
				07/21 Plug N Pay Gateway Fees	0	073121	141.08.2021	20-222-231-52-5239-0000	36.45
				07/21 Plug N Pay Gateway Fees	0	073121	141.08.2021	20-222-232-52-5239-0000	207.50
Vendor Total:									419.30
04287	Global Payments Inc			07/21 Merchant CC Processing Fees	0	073121	141.08.2021	20-350-303-52-5239-0000	153.13
				07/21 Merchant CC Processing Fees	0	073121	141.08.2021	20-000-000-52-5239-0000	5,463.38
				07/21 Merchant CC Processing Fees	0	073121	141.08.2021	20-222-232-52-5239-0000	2,112.03
				07/21 Merchant CC Processing Fees	0	073121	141.08.2021	20-222-231-52-5239-0000	325.66
				07/21 Merchant CC Processing Fees	0	073121	141.08.2021	20-000-112-52-5239-0000	28.18
				07/21 Merchant CC Processing Fees	0	073121	141.08.2021	20-000-304-52-5239-0000	238.08
Vendor Total:									8,320.46
04374	Wheaton Bank and Trust Company			07/21 WB&T Bank Service Charges	0	073121	141.08.2021	20-000-000-52-5214-0000	330.82
Vendor Total:									330.82
06279	Paylocity Corporation			08/13/2021 Payroll Processing	0	108705039	141.08.2021	20-000-000-52-5211-0000	1,560.12
				08/27/2021 Payroll Processing	0	108776916	141.08.2021	20-000-000-52-5211-0000	2,633.29
Vendor Total:									4,193.41
TMP*3429	Bohnert, Makayla			Lifeguard Jacket Refund for Bohnert	166733	2582686	161.09.2021	20-222-232-47-4750-0000	45.00
Vendor Total:									45.00
TMP*3439	Rolls, Keisha			Camp I Don't Know 9 Refund for Rolls	166721	2564377	162.08.2021	20-000-000-20-2025-0000	0.00
				CC Before Care Wk 9 Refund for Rolls	166721	2564377	162.08.2021	20-000-000-20-2025-0000	0.00
				CC After Care Week 9 Refund for Rolls	166721	2564377	162.08.2021	20-000-000-20-2025-0000	0.00
				Camp I Don't Know 9 Refund for Rolls	166721	2564377	162.08.2021	20-000-000-20-2025-0000	0.00
				CC Before Care Wk 9 Refund for Rolls	166721	2564377	162.08.2021	20-000-000-20-2025-0000	0.00
				CC After Care Week 9 Refund for Rolls	166721	2564377	162.08.2021	20-000-000-20-2025-0000	0.00
Vendor Total:									0.00
TMP*3440	Barton, Mitzie			Annual Flex Pass Refund for Barton	166719	2563907	162.08.2021	20-350-302-42-4200-2255	189.26
Vendor Total:									189.26
TMP*3445	Gary, Richard			Camp I Don't Know 9 Refund for Gary	166724	2564377	163.08.2021	20-000-000-20-2025-0000	220.00
				CC Before Care Week 9 Refund for Gary	166724	2564377	163.08.2021	20-000-000-20-2025-0000	42.00
				CC After Care Week 9 Refund for Gary	166724	2564377	163.08.2021	20-000-000-20-2025-0000	42.00

Fund	Description	Vendor No	Vendor Name	Line Item Description	Check No	Invoice Number	Batch Number	GL Account Number	Amount
				Camp I Don't Know 9 Refund for Gary	166724	2564377	163.08.2021	20-000-000-20-2025-0000	220.00
				CC Before Care Week 9 Refund for Gary	166724	2564377	163.08.2021	20-000-000-20-2025-0000	42.00
				CC After Care Week 9 Refund for Gary	166724	2564377	163.08.2021	20-000-000-20-2025-0000	42.00
								Vendor Total:	608.00
				TMP*3446 Lavigne, Cathy					
				Lifeguard Jacket Refund for Lavigne	166760	2581680	161.09.2021	20-222-232-47-4750-0000	45.00
								Vendor Total:	45.00
				TMP*3447 Leemans, Audrey					
				Lifeguard Jacket Refund for Leemans	166761	2581685	161.09.2021	20-222-232-47-4750-0000	45.00
								Vendor Total:	45.00
				TMP*3448 Sterba, Michael					
				Lifeguard Jacket Refund for Sterba	166782	2581687	161.09.2021	20-222-232-47-4750-0000	45.00
								Vendor Total:	45.00
				TMP*3449 Gordon, Ella					
				Lifeguard Jacket Refund for Gordon	166746	2581697	161.09.2021	20-222-232-47-4750-0000	45.00
								Vendor Total:	45.00
				TMP*3450 Nielsen, JT					
				Lifeguard Jacket Refund for Nielsen	166769	2581702	161.09.2021	20-222-232-47-4750-0000	45.00
								Vendor Total:	45.00
				TMP*3451 Slaven, Sarah					
				Lifeguard Jacket Refund for Slaven	166780	2581706	161.09.2021	20-222-232-47-4750-0000	45.00
								Vendor Total:	45.00
				TMP*3452 Cavin, Hope					
				Lifeguard Jacket Refund for Cavin	166736	2500487	161.09.2021	20-222-232-47-4750-0000	45.00
								Vendor Total:	45.00
				TMP*3453 Macek, Riley					
				Lifeguard Jacket Refund for Macek	166763	2581713	161.09.2021	20-222-232-47-4750-0000	45.00
								Vendor Total:	45.00
				TMP*3454 Haas, Maison					
				Lifeguard Jacket Refund for Haas	166749	2581719	161.09.2021	20-222-232-47-4750-0000	45.00
								Vendor Total:	45.00
				TMP*3455 Niforatos, Ella					
				Lifeguard Jacket Refund for Niforatos	166770	2581731	161.09.2021	20-222-232-47-4750-0000	45.00
								Vendor Total:	45.00
				TMP*3456 Danca, Anna					
				Lifeguard Jacket Refund for Danca	166742	2582233	161.09.2021	20-222-232-47-4750-0000	45.00
								Vendor Total:	45.00
				TMP*3457 Hojnicky, Luke					
				Lifeguard Jacket Refund for Hojnicky	166755	2581745	161.09.2021	20-222-232-47-4750-0000	45.00
								Vendor Total:	45.00
				TMP*3458 Freeman, Madeline					
				Lifeguard Jacket Refund for Freeman	166744	2581750	161.09.2021	20-222-232-47-4750-0000	45.00

Fund	Description	Vendor No	Vendor Name	Line Item Description	Check No	Invoice Number	Batch Number	GL Account Number	Amount
Vendor Total:									45.00
TMP*3459	Johnson, Ellie			Lifeguard Jacket Refund for Johnson	166756	2581757	161.09.2021	20-222-232-47-4750-0000	45.00
Vendor Total:									45.00
TMP*3460	Hirsch, Lucie			Lifeguard Jacket Refund for Hirsch	166754	2581762	161.09.2021	20-222-232-47-4750-0000	45.00
Vendor Total:									45.00
TMP*3461	Johnston, Kate			Lifeguard Jacket Refund for Johnston	166758	2581765	161.09.2021	20-222-232-47-4750-0000	45.00
Vendor Total:									45.00
TMP*3462	Robben, Molly			Lifeguard Jacket Refund for Robben	166776	2581823	161.09.2021	20-222-232-47-4750-0000	45.00
Vendor Total:									45.00
TMP*3463	Brown, Ian			Lifeguard Jacket Refund for Brown	166735	2581825	161.09.2021	20-222-232-47-4750-0000	45.00
Vendor Total:									45.00
TMP*3464	Culligan, Allison			Lifeguard Jacket Refund for Culligan	166741	2581827	161.09.2021	20-222-232-47-4750-0000	45.00
Vendor Total:									45.00
TMP*3465	Davidson, Breena			Lifeguard Jacket Refund for Davidson	166743	2581833	161.09.2021	20-222-232-47-4750-0000	45.00
Vendor Total:									45.00
TMP*3466	Miller, Riley			Lifeguard Jacket Refund for Miller	166767	2581838	161.09.2021	20-222-232-47-4750-0000	45.00
Vendor Total:									45.00
TMP*3467	Cronin, Meghan			Lifeguard Jacket Refund for Cronin	166738	2581835	161.09.2021	20-222-232-47-4750-0000	45.00
Vendor Total:									45.00
TMP*3468	Billings, Lydia			Lifeguard Jacket Refund for Billings	166732	2581844	161.09.2021	20-222-232-47-4750-0000	45.00
Vendor Total:									45.00
TMP*3469	Martin, Anders			Lifeguard Jacket Refund for Martin	166765	2581849	161.09.2021	20-222-232-47-4750-0000	45.00
Vendor Total:									45.00
TMP*3470	Locascio, Gwen			Lifeguard Jacket Refund for Locascio	166762	2581855	161.09.2021	20-222-232-47-4750-0000	45.00
Vendor Total:									45.00
TMP*3471	Heidelman, Danielle			Lifeguard Jacket Refund for Heidelman	166751	2581858	161.09.2021	20-222-232-47-4750-0000	45.00
Vendor Total:									45.00
TMP*3472	Baker, Audrey			Lifeguard Jacket Refund for Baker	166729	2581859	161.09.2021	20-222-232-47-4750-0000	45.00

Fund	Description	Vendor No	Vendor Name	Line Item Description	Check No	Invoice Number	Batch Number	GL Account Number	Amount
								Vendor Total:	45.00
TMP*3473	Smith, Asher			Lifeguard Jacket Refund for Smith	166781	2581862	161.09.2021	20-222-232-47-4750-0000	45.00
								Vendor Total:	45.00
TMP*3474	Townsend, Logan			Lifeguard Jacket Refund for Townsend	166787	2581875	161.09.2021	20-222-232-47-4750-0000	45.00
								Vendor Total:	45.00
TMP*3475	Stone, Ariel			Lifeguard Jacket Refund for Stone	166783	2581877	161.09.2021	20-222-232-47-4750-0000	45.00
								Vendor Total:	45.00
TMP*3476	Hinckley, Bridget			Lifeguard Jacket Refund for Hinckley	166753	2581883	161.09.2021	20-222-232-47-4750-0000	45.00
								Vendor Total:	45.00
TMP*3477	McCabe, Brianna			Lifeguard Jacket Refund for McCabe	166766	2581885	161.09.2021	20-222-232-47-4750-0000	45.00
								Vendor Total:	45.00
TMP*3478	Schroeder, Ella			Lifeguard Jacket Refund for Schroeder	166778	2581890	161.09.2021	20-222-232-47-4750-0000	45.00
								Vendor Total:	45.00
TMP*3479	Bertuca, Samantha			Lifeguard Jacket Refund for Bertuca	166731	2581892	161.09.2021	20-222-232-47-4750-0000	45.00
								Vendor Total:	45.00
TMP*3480	Barnes, Collin			Lifeguard Jacket Refund for Barnes	166730	2581895	161.09.2021	20-222-232-47-4750-0000	45.00
								Vendor Total:	45.00
TMP*3481	Napier, Charlie			Lifeguard Jacket Refund for Napier	166768	2581898	161.09.2021	20-222-232-47-4750-0000	45.00
								Vendor Total:	45.00
TMP*3482	Seng, Nathan			Lifeguard Jacket Refund for Seng	166779	2582048	161.09.2021	20-222-232-47-4750-0000	45.00
								Vendor Total:	45.00
TMP*3483	Vires, John			Lifeguard Jacket Refund for Vires	166788	2582236	161.09.2021	20-222-232-47-4750-0000	45.00
								Vendor Total:	45.00
TMP*3484	Swaminathan, Preeta			Lifeguard Jacket Refund for Swaminathan	166784	2582053	161.09.2021	20-222-232-47-4750-0000	45.00
								Vendor Total:	45.00
TMP*3485	Malcheski, Olivia			Lifeguard Jacket Refund for Malcheski	166764	2582112	161.09.2021	20-222-232-47-4750-0000	45.00
								Vendor Total:	45.00
TMP*3486	Crum, Anne			Lifeguard Jacket Refund for Crum	166740	2582239	161.09.2021	20-222-232-47-4750-0000	45.00

Fund	Description	Vendor No	Vendor Name	Line Item Description	Check No	Invoice Number	Batch Number	GL Account Number	Amount
Vendor Total:									45.00
TMP*3487	Weseman, Trevor			Lifeguard Jacket Refund for Weseman	166790	2582120	161.09.2021	20-222-232-47-4750-0000	45.00
Vendor Total:									45.00
TMP*3488	Pasqualicchio, Peyton			Lifeguard Jacket Refund for Pasqualicchio	166772	2582122	161.09.2021	20-222-232-47-4750-0000	45.00
Vendor Total:									45.00
TMP*3489	Harty, Quinn			Lifeguard Jacket Refund for Harty	166750	2582124	161.09.2021	20-222-232-47-4750-0000	45.00
Vendor Total:									45.00
TMP*3490	Baer, Ryan			Lifeguard Jacket Refund for Baer	166728	2582127	161.09.2021	20-222-232-47-4750-0000	45.00
Vendor Total:									45.00
TMP*3491	Wank, Madeleine			Lifeguard Jacket Refund for Wank	166789	2582129	161.09.2021	20-222-232-47-4750-0000	45.00
Vendor Total:									45.00
TMP*3492	Gosain, Ella			Lifeguard Jacket Refund for Gosain	166747	2582130	161.09.2021	20-222-232-47-4750-0000	45.00
Vendor Total:									45.00
TMP*3493	Gama, Janelle			Lifeguard Jacket Refund for Gama	166745	2582134	161.09.2021	20-222-232-47-4750-0000	45.00
Vendor Total:									45.00
TMP*3494	Alshahin, Leight			Lifeguard Jacket Refund for Alshahin	166727	2582240	161.09.2021	20-222-232-47-4750-0000	45.00
Vendor Total:									45.00
TMP*3495	Peterson, Emily			Lifeguard Jacket Refund for Peterson	166773	2582242	161.09.2021	20-222-232-47-4750-0000	45.00
Vendor Total:									45.00
TMP*3496	Townsend, Alexis			Lifeguard Jacket Refund for Townsend	166786	2582149	161.09.2021	20-222-232-47-4750-0000	45.00
Vendor Total:									45.00
TMP*3497	Ronek, Cate			Lifeguard Jacket Refund for Ronek	166777	2582151	161.09.2021	20-222-232-47-4750-0000	45.00
Vendor Total:									45.00
TMP*3498	Conley, Lorraine			Lifeguard Jacket Refund for Conley	166737	2582663	161.09.2021	20-222-232-47-4750-0000	45.00
Vendor Total:									45.00
TMP*3499	Phinney, Lorian			Lifeguard Jacket Refund for Phinney	166775	2582250	161.09.2021	20-222-232-47-4750-0000	45.00
Vendor Total:									45.00
TMP*3500	Hill, Mahla			Lifeguard Jacket Refund for Hill	166752	2582668	161.09.2021	20-222-232-47-4750-0000	45.00

Fund	Description	Vendor No	Vendor Name	Line Item Description	Check No	Invoice Number	Batch Number	GL Account Number	Amount
Vendor Total:									45.00
TMP*3501	Johnson, Madalyn			Lifeguard Jacket Refund for Johnson	166757	2582671	161.09.2021	20-222-232-47-4750-0000	45.00
Vendor Total:									45.00
TMP*3502	Zamis, Olivia			Lifeguard Jacket Refund for Zamis	166791	2582253	161.09.2021	20-222-232-47-4750-0000	45.00
Vendor Total:									45.00
TMP*3503	Phillips, Haley			Lifeguard Jacket Refund for Phillips	166774	2582255	161.09.2021	20-222-232-47-4750-0000	45.00
Vendor Total:									45.00
TMP*3504	Kelly, Joey			Lifeguard Jacket Refund for Kelly	166759	2582674	161.09.2021	20-222-232-47-4750-0000	45.00
Vendor Total:									45.00
TMP*3505	Crowley, Tori			Lifeguard Jacket Refund for Crowley	166739	2582676	161.09.2021	20-222-232-47-4750-0000	45.00
Vendor Total:									45.00
TMP*3506	Brash, Ella			Lifeguard Jacket Refund for Brash	166734	2582257	161.09.2021	20-222-232-47-4750-0000	45.00
Vendor Total:									45.00
TMP*3507	Gurak, Lily			Lifeguard Jacket Refund for Gurak	166748	2582679	161.09.2021	20-222-232-47-4750-0000	45.00
Vendor Total:									45.00
TMP*3508	Olsen, Analese			Lifeguard Jacket Refund for Olsen	166771	2582682	161.09.2021	20-222-232-47-4750-0000	45.00
Vendor Total:									45.00
TMP*3509	Thomas, Kyra			Lifeguard Jacket Refund for Thomas	166785	2582688	161.09.2021	20-222-232-47-4750-0000	45.00
Vendor Total:									45.00
Fund Total:									30,785.08
22	Cosley Zoo								
04121	UMB Bank N.A.								
Monitor		0	0217_2107010000	171.08.2021	22-501-000-53-5302-0000				205.60
Pulse Oximeter with ECG		0	0217_2107080000	171.08.2021	22-501-000-53-5336-0000				999.00
Lamination Supplies		0	0217_2107090000	171.08.2021	22-501-000-53-5302-0000				25.74
Tablet Cover - Admissions		0	0217_2107160000	171.08.2021	22-501-000-53-5302-0000				28.98
Tablet Screen Protectors - Admissions		0	0217_2107210000	171.08.2021	22-501-000-53-5302-0000				19.84
National Zookeeper Staff Lunch		0	0217_2107230000	171.08.2021	22-501-000-53-5302-0000				249.80
Credit for Cancelled Order		0	0308_2107120000	171.08.2021	22-220-206-53-5301-6664				-139.01
Summer Teen Shirts		0	0308_2107220000	171.08.2021	22-220-206-53-5301-6655				198.00
Pizza for Year End		0	0308_2107240000	171.08.2021	22-220-206-53-5301-6664				174.20
Turtle Tub		0	0308_2107280000	171.08.2021	22-501-000-53-5336-0000				283.45
Millipedes from Akron Zoo		0	0308_2107290000	171.08.2021	22-501-000-53-5325-0000				154.66
Stakes and Supplies for Nest		0	0538_2106300000	171.08.2021	22-501-000-53-5313-0000				161.90
Cleaning Supplies for the Zoo		0	0538_2107020000	171.08.2021	22-501-000-53-5316-0000				37.61
Bits for Nest Timbers		0	0538_2107060000	171.08.2021	22-501-000-53-5345-0000				50.76

Fund	Description	Vendor No	Vendor Name	Line Item Description	Check No	Invoice Number	Batch Number	GL Account Number	Amount
				Service for Pumps	0	0538_2107130000	171.08.2021	22-501-000-53-5311-0000	416.00
				Spray for Brick Pavers	0	0538_2107140000	171.08.2021	22-501-000-53-5331-0000	34.97
				Filters/ Batteries/ Misc. Supplies	0	0538_2107150000	171.08.2021	22-501-000-53-5313-0000	331.81
				Supplies for Nest Box	0	0538_2107200000	171.08.2021	22-501-000-53-5313-0000	176.42
				Supplies	0	0538_2107220000	171.08.2021	22-501-000-53-5345-0000	13.96
				Supplies for Nest Box	0	0538_2107220000	171.08.2021	22-501-000-53-5313-0000	42.68
				Drills and Hardware	0	0538_2107230000	171.08.2021	22-501-000-53-5345-0000	245.54
				Posts for Fence	0	0538_2107270000	171.08.2021	22-501-000-53-5313-0000	177.90
				Supplies	0	0538_2107300000	171.08.2021	22-501-000-53-5311-0000	29.03
				Raffle License for Cosley Uncorked	0	0744_2106300000	171.08.2021	22-220-206-53-5301-6690	25.00
				Freezer Repair	0	9292_2107190000	171.08.2021	22-501-000-54-5441-0000	80.57
				City Permit for Uncorked Event	0	9342_2107080000	171.08.2021	22-350-415-54-5426-0000	50.00
				Insects	0	9441_2107010000	171.08.2021	22-501-000-53-5339-0000	44.10
				Lotion	0	9441_2107020000	171.08.2021	22-501-000-53-5302-0000	6.49
				Cotton Balls	0	9441_2107020000	171.08.2021	22-501-000-53-5309-0000	1.89
				Produce	0	9441_2107020000	171.08.2021	22-501-000-53-5339-0000	49.14
				Pine Shavings	0	9441_2107030000	171.08.2021	22-501-000-53-5336-0000	97.35
				Feather Conditioner	0	9441_2107040000	171.08.2021	22-501-000-53-5336-0000	29.65
				Frozen Rodents	0	9441_2107040000	171.08.2021	22-501-000-53-5339-0000	590.00
				Frozen Quail	0	9441_2107060000	171.08.2021	22-501-000-53-5339-0000	876.02
				AZA Online Course	0	9441_2107060000	171.08.2021	22-501-000-54-5432-0000	295.00
				Cake Pans	0	9441_2107060000	171.08.2021	22-501-000-53-5336-0000	17.93
				Cough Drops	0	9441_2107090000	171.08.2021	22-501-000-53-5302-0000	1.19
				Produce	0	9441_2107090000	171.08.2021	22-501-000-53-5339-0000	50.17
				Poultry Water Base	0	9441_2107090000	171.08.2021	22-501-000-53-5336-0000	15.48
				Substrate Bulbs and Light Fixtures	0	9441_2107130000	171.08.2021	22-501-000-53-5336-0000	29.28
				Substrate Bulbs and Light Fixtures	0	9441_2107130000	171.08.2021	22-501-000-53-5312-0000	193.93
				Exam Gloves	0	9441_2107140000	171.08.2021	22-501-000-53-5309-0000	320.59
				Mastitis Treatment	0	9441_2107150000	171.08.2021	22-501-000-53-5309-0000	52.99
				Produce	0	9441_2107160000	171.08.2021	22-501-000-53-5339-0000	32.30
				Produce	0	9441_2107230000	171.08.2021	22-501-000-53-5339-0000	27.45
				Bird Toy and Cricket Bedding	0	9441_2107230000	171.08.2021	22-501-000-53-5336-0000	28.74
				Plants	0	9441_2107250000	171.08.2021	22-501-000-53-5336-0000	37.23
				Insects	0	9441_2107300000	171.08.2021	22-501-000-53-5339-0000	44.15
				Paper Bags	0	9441_2107300000	171.08.2021	22-501-000-53-5336-0000	2.00
				Coffee Creamer	0	9441_2107300000	171.08.2021	22-501-000-53-5302-0000	3.99
				Produce	0	9441_2107300000	171.08.2021	22-501-000-53-5339-0000	47.32
Vendor Total:									6,968.79
04221	Plug & Pay Technologies								
	07/21 Plug N Pay Gateway Fees	0	073121	141.08.2021		22-501-000-52-5239-0000			84.90
Vendor Total:									84.90
06279	Paylocity Corporation								
	08/13/2021 Payroll Processing	0	108705039	141.08.2021		22-000-000-52-5211-0000			152.95
	08/27/2021 Payroll Processing	0	108776916	141.08.2021		22-000-000-52-5211-0000			258.17
Vendor Total:									411.12
Fund Total:									7,464.81
23	Liability								
04121	UMB Bank N.A.								
	Disposable Face Masks	0	9326_2108010000	171.08.2021		23-000-000-53-5302-0000			87.92
Vendor Total:									87.92
Fund Total:									87.92

Fund	Description	Vendor No	Vendor Name	Line Item Description	Check No	Invoice Number	Batch Number	GL Account Number	Amount
26	IMRF	00465	I.M.R.F.	07/2021 IMRF	0	073121	141.08.2021	26-000-000-21-2124-0000	81,978.80
Vendor Total:									81,978.80
Fund Total:									81,978.80
40	Capital Projects	04121	UMB Bank N.A.	Rotary Fountain	0	9193_2107190000	171.08.2021	40-101-000-53-5302-0000	52.63
				Concrete Rotary	0	9193_2107200000	171.08.2021	40-101-000-53-5302-0000	68.80
Vendor Total:									121.43
Fund Total:									121.43
60	Golf Fund	04121	UMB Bank N.A.	Arrowhead DirecTv 07/21/21-08/20/21	0	0134_2107230000	171.08.2021	60-000-000-52-5211-0000	274.99
				AGC Siding	0	0182_2107300000	171.08.2021	60-000-000-53-5314-0000	98.58
				AGC Siding	0	0182_2107300000	171.08.2021	60-000-000-53-5314-0000	143.82
				AGC Siding	0	0182_2107300000	171.08.2021	60-000-000-53-5314-0000	111.86
				Sink	0	0256_2107060000	171.08.2021	60-000-000-53-5311-0000	69.00
				Oil Dry Spill Absorber	0	0256_2107060000	171.08.2021	60-612-000-54-5441-0000	20.94
				Sinks	0	0256_2107060000	171.08.2021	60-000-000-53-5311-0000	298.00
				Lock	0	0256_2107080000	171.08.2021	60-000-000-53-5334-0000	229.00
				Sinks	0	0256_2107080000	171.08.2021	60-000-000-53-5311-0000	-69.00
				Fox Valley Fire And Safety Fire Pump Test	0	0256_2107130000	171.08.2021	60-000-000-54-5499-0000	625.00
				Masks	0	0256_2107270000	171.08.2021	60-000-000-53-5313-0000	119.38
				Masks	0	0256_2107300000	171.08.2021	60-000-000-53-5313-0000	84.74
				Matches	0	0331_2107210000	171.08.2021	60-612-902-53-5388-0000	20.64
				Scale	0	0331_2107240000	171.08.2021	60-601-000-53-5306-0000	199.95
				Staff Post Fourth of July Recap/Get Together	0	0455_2107040000	171.08.2021	60-000-000-54-5434-0000	27.36
				Former Ex Director Family Funeral Flowers	0	0463_2107150000	171.08.2021	60-000-000-54-5434-0000	27.05
				Staff Name Tags	0	0660_2107010000	171.08.2021	60-000-000-53-5302-0000	508.00
				Wedding Cake	0	0660_2107120000	171.08.2021	60-612-901-52-5292-0000	345.46
				Wedding Cake	0	0660_2107200000	171.08.2021	60-612-901-52-5292-0000	295.40
				Water for Golf Event	0	0660_2107200000	171.08.2021	60-000-000-14-1416-0000	14.25
				Late Night Wedding Snack	0	0660_2107220000	171.08.2021	60-612-901-52-5292-0000	1,118.81
				Wedding Cake	0	0660_2107290000	171.08.2021	60-612-901-52-5292-0000	337.43
				Wedding Cake	0	0660_2107290000	171.08.2021	60-612-901-52-5292-0000	343.45
				Professional Fees/ Background Checks	0	0736_2107010000	171.08.2021	60-418-000-52-5208-0000	42.50
				Dynamic Media	0	0751_2107010000	171.08.2021	60-612-902-52-5225-0000	52.94
				Big Tent Event Supplies	0	0751_2107230000	171.08.2021	60-612-000-52-5210-0000	508.82
				Big Tent Event Supplies	0	0751_2107230000	171.08.2021	60-612-000-52-5210-0000	2,296.90
				Big Tent Event Supplies	0	0751_2107230000	171.08.2021	60-612-000-52-5210-0000	1,142.78
				Beer	0	0751_2107300000	171.08.2021	60-000-000-14-1412-0000	119.88
				Liquor	0	0751_2107300000	171.08.2021	60-000-000-14-1412-0000	79.96
				Beer	0	0751_2107310000	171.08.2021	60-000-000-14-1412-0000	99.90
				Dynamic Media	0	0751_2108010000	171.08.2021	60-612-902-52-5225-0000	52.94
				Wedding Cakes	0	0777_2107010000	171.08.2021	60-612-901-52-5292-0000	351.18
				Wedding Cakes	0	0777_2107010000	171.08.2021	60-612-901-52-5292-0000	351.18
				Wedding Late Night Snack	0	0777_2107010000	171.08.2021	60-612-901-52-5292-0000	46.30
				Wedding Late Night Snack	0	0777_2107030000	171.08.2021	60-612-901-52-5292-0000	153.77
				Wedding Late Night Snack	0	0777_2107030000	171.08.2021	60-612-901-52-5292-0000	135.42
				Wedding Late Night Snack	0	0777_2107030000	171.08.2021	60-612-901-52-5292-0000	60.34
				Produce	0	0777_2107130000	171.08.2021	60-000-000-14-1413-0000	11.22
				Wedding Late Night Snack	0	0777_2107130000	171.08.2021	60-612-901-52-5292-0000	43.85

Fund	Description	Vendor No	Vendor Name	Line Item Description	Check No	Invoice Number	Batch Number	GL Account Number	Amount
				Wedding Late Night Snack	0	0777_2107160000	171.08.2021	60-612-901-52-5292-0000	138.56
				Wedding Late Night Snack	0	0777_2107250000	171.08.2021	60-612-901-52-5292-0000	124.25
				Beer	0	0777_2107250000	171.08.2021	60-000-000-14-1412-0000	115.45
				Banquet Vests and Ties for Staff	0	0777_2107260000	171.08.2021	60-612-901-53-5330-0000	321.20
				Produce	0	0777_2107300000	171.08.2021	60-000-000-14-1413-0000	8.86
				Wedding Late Night Snack	0	0777_2107310000	171.08.2021	60-612-901-52-5292-0000	135.41
				Refund	0	0785_2107060000	171.08.2021	60-612-901-53-5390-0000	-15.97
				Steak Knives	0	0785_2107070000	171.08.2021	60-612-902-53-5306-0000	142.54
				Produce	0	0785_2107230000	171.08.2021	60-000-000-14-1413-0000	15.74
				AGC Siding	0	9193_2107270000	171.08.2021	60-000-000-53-5314-0000	15.48
				AGC Siding	0	9193_2107270000	171.08.2021	60-000-000-53-5314-0000	21.22
				AGC Siding	0	9193_2107290000	171.08.2021	60-000-000-53-5314-0000	619.72
				Yelp Monthly Fee	0	9342_2107010000	171.08.2021	60-611-415-54-5426-0000	75.00
				Cms Text Monthly Fee	0	9342_2107020000	171.08.2021	60-612-415-54-5426-0000	63.90
				Funeral Flowers	0	9342_2107260000	171.08.2021	60-000-000-54-5434-0000	50.00
				Yelp Monthly Fee	0	9342_2108010000	171.08.2021	60-612-415-54-5426-0000	75.00
								Vendor Total:	12,700.35
04221	Plug & Pay Technologies			07/21 Plug N Pay Gateway Fees	0	073121	141.08.2021	60-611-000-52-5239-0000	307.20
				07/21 Plug N Pay Gateway Fees	0	073121	141.08.2021	60-612-000-52-5239-0000	15.00
								Vendor Total:	322.20
04274	Columbus Data Services LLC			07/21 ATM ICHG Trans Service Fees	0	073121	141.08.2021	60-000-000-52-5214-0000	21.67
								Vendor Total:	21.67
04287	Global Payments Inc			07/21 Merchant CC Processing Fees	0	073121	141.08.2021	60-611-000-52-5239-0000	7,486.31
				07/21 Merchant CC Processing Fees	0	073121	141.08.2021	60-612-000-52-5239-0000	6,770.40
								Vendor Total:	14,256.71
04292	American Express			07/21 Merchant CC Processing Fees	0	073121	141.08.2021	60-611-000-52-5239-0000	717.02
				07/21 Merchant CC Processing Fees	0	073121	141.08.2021	60-612-000-52-5239-0000	638.98
								Vendor Total:	1,356.00
04374	Wheaton Bank and Trust Company			07/21 WB&T Bank Service Charges	0	073121	141.08.2021	60-000-000-52-5214-0000	330.82
				To Record ATM Replenishment out of the WB&T	0	081221ATM	141.08.2021	60-000-000-10-1011-0000	14,000.00
								Vendor Total:	14,330.82
06279	Paylocity Corporation			08/13/2021 Payroll Processing	0	108705039	141.08.2021	60-000-000-52-5211-0000	1,040.08
				08/18/2021 Payroll Processing	0	108735443	141.08.2021	60-000-000-52-5211-0000	77.26
				08/27/2021 Payroll Processing	0	108776916	141.08.2021	60-000-000-52-5211-0000	1,755.53
								Vendor Total:	2,872.87
06620	Thrasher, Iwona			Dispute Resolution	166725	081321	163.08.2021	60-612-000-52-5210-0000	6,670.00
								Vendor Total:	6,670.00
06712	FDS Holdings Inc.			07/21 Cardconnect Gateway Fees	0	073121	141.08.2021	60-612-901-52-5239-0000	3,917.91
				07/21 Cardconnect Gateway Fees	0	073121	141.08.2021	60-611-000-52-5239-0000	154.00

Fund Description
Vendor No Vendor Name

Line	Item Description	Check No	Invoice Number	Batch Number	GL Account Number	Amount
Vendor Total:						4,071.91
06952	Cramer Law Chicago, P.C.					
	Dispute Resolution Attorney	166723	081321	163.08.2021	60-000-000-52-5207-0000	6,600.00
Vendor Total:						6,600.00
06957	Fairhaven Wealth Management, LLC					
	Refund of Original Deposit	166726	082021	164.08.2021	60-000-000-25-2546-0000	2,000.00
Vendor Total:						2,000.00
Fund Total:						65,202.53
70	Information Technology					
04121	UMB Bank N.A.					
	Acrobat Pro	0	0082_2107210000	171.08.2021	70-000-000-52-5240-0000	216.62
Vendor Total:						216.62
Fund Total:						216.62
Report Total:						270,093.52



Wheaton Park District

Wheaton Park District Board of Commissioners Meeting Minutes

Wednesday July 21, 2021 5:00 p.m.

City of Wheaton Council Chambers 303 W. Wesley Street Wheaton, Illinois

CALL TO ORDER –President Frey called the meeting to order at 5:00 p.m. Barrett, Fahey, Kelly, Mee, Morrill and Vires were present.

PRESENTATIONS

Western DuPage Special Recreation Association

Dan Leahy Executive Director of WDSRA introduced himself to the board and stated he was looking forward to working with Executive Director Benard, Wheaton Park District Staff and the Board of Commissioners. The board welcomed Executive Director Leahy and congratulated him on his new position with WDSRA.

Wheaton Park District Fall Athletic Programs

Darrell Houston Athletic Manager gave a brief update on our very exciting upcoming fall athletic season. Houston stated that our main athletic camp, Camp Sports & Sorts, this summer has 101 more participants in camp compared to 2019. After our modified fall in 2020, we are thrilled to be bringing back all our traditional fall athletics programs including fall baseball/softball, tackle football, flag football, soccer, and lacrosse. Tackle football registration is already up 10% from 2019 final enrollment with the program still taking in registrations. At this time in 2019 there were 134 participants signed up for fall baseball/softball. Currently there are already 212 participants signed up. These enrollment statistics really show the level of trust our community has with us, and how much they count on us to offer these high-quality athletic programs every fall.

COMMUNITY INPUT

None

CONSENT AGENDA

- A. Approval of the Disbursements totaling \$373,042.11 for the period beginning June 9, 2021 and ending July 13, 2021
- B. Approval of the Disbursements totaling \$ 921,218,64 for the period beginning June 9, 2021 and ending July 13, 2021
- C. Approval of the July 7, 2021 Subcommittee Meeting Minutes
- D. Approval of the June 16, 2021 Board Meeting Minutes
- E. Approval of the June 16, 2021 Closed Session Meeting Minutes
- F. Approval of the Amended 2021 Regular and Subcommittee Board Meeting Schedule
- G. Acceptance of the Wheaton Park District 2020 Comprehensive Annual Financial Report

Commissioner Mee moved to approve the consent agenda as presented. Seconded by Commissioner Fahey. No discussion.

Motion passed by roll call vote.

Ayes: Barrett, Fahey, Kelly, Mee Morrill, Vires, Frey

Nays: None

Abstain: None

Absent: None

UNFINISHED BUSINESS

None

NEW BUSINESS

1. Sensory Playground Equipment Purchase - Motion to approve the purchase of a Playground GT Wave from Cunningham Recreation for \$64,360.41 with cost to be reimbursed by the Play for All Foundation

Commissioner Fahey moved to approve the purchase of a Playground GT Wave from Cunningham Recreation for \$64,360.41 with cost to be reimbursed by the Play for All Foundation. Commissioner Morrill seconded. No discussion.

Motion passed by roll call vote.

Ayes: Barrett, Fahey, Kelly, Mee Morrill, Vires, Frey

Nays: None

Abstain: None

Absent: None

2. Park Services Center HVAC Replacement Project - Motion to approve the purchase of four Carrier Weathermaker Gas/Electric Rooftop HVAC Units from Temperature Equipment Corporation through Sourcewell Cooperative Purchasing Contract No. 030817-CAR for \$22,222

Commissioner Kelly moved to approve of the purchase of HVAC equipment in the amount of \$22,222 from Temperature Equipment Corp. Commissioner Fahey seconded. No discussion.

Motion passed by roll call vote.

Ayes: Barrett, Fahey, Kelly, Mee Morrill, Vires, Frey

Nays: None

Abstain: None

Absent: None

3. Arrowhead Golf Club Building Cedar Siding Repair and Replacement Project – Motion to approve the purchase of 90 bundles of cedar siding from Shakertown for \$25,000.

Commissioner Kelly moved to approve the purchase of 90 bundles of cedar siding from Shakertown for \$25,000. Commissioner Morrill seconded.

Commissioner Fahey stated that Director of Parks & Planning Sperl negotiated with Shakertown to receive a \$10,000 discount. Fahey thanked Sperl for doing this.

Motion passed by roll call vote.

Ayes: Barrett, Fahey, Kelly, Mee Morrill, Vires, Frey

Nays: None

Abstain: None

Absent: None

4. Brewfest Event Supplies Purchase – Motion to approve craft beer purchases from Euclid Beverage at a cost not to exceed \$14,000.

Commissioner Vires moved to approve craft beer purchases from Euclid Beverage at a cost not to exceed \$14,000. Commissioner Barrett seconded. No discussion. Motion passed by voice vote.

5. October Fest Location Approval - Approval to serve beer and wine at the Central Athletic Complex at 500 S. Naperville Road for October Fest event on Saturday, October 2, 2021 from 4:30 to 9:30 pm

Commissioner Mee moved to approve beer and wine sales at the Central Athletic Complex at 500 S. Naperville Road for October Fest event on Saturday, October 2, 2021 from 4:30 to 9:30 pm. Seconded by Commissioner Morrill. No discussion. Motion passed by voice vote.

6. Arrowhead Golf Club Kitchen Temp Services – Motion to approve a staffing agreement with All Team Staffing for 2021-2023 for various positions at costs ranging from \$19.80 to \$27.97 per hour

Commissioner Fahey moved to approve a staffing agreement with All Team Staffing for 2021-2023 for various positions at costs ranging from \$19.80 to \$27.97 per hour. Commissioner Barrett seconded.

Commissioner Mee asked when we will begin to hire and how many do we need. Benard stated that we've hired a few dishwashers in the last few weeks. Commissioner Kelly asked how much on average do we spend on this. Benard stated it depends on our ability to recruit and train staff. He said it ranges from \$10,000 to \$80,000 annually.

Motion passed by roll call vote.

Ayes: Barrett, Fahey, Kelly, Mee Morrill, Vires, Frey

Nays: None

Abstain: None

Absent: None

7. 2021 OSLAD Grant Program – Motion to approve Resolution 2021-07 authorizing a grant application for the 2021 Open Space Land Acquisition and Development Program for improvements to Briar Patch Park

Commissioner Mee moved to approve Resolution 2021-07 authorizing a grant application for the 2021 Open Space Land Acquisition and Development Program for improvements to Briar Patch Park. Seconded by Commissioner Fahey. No discussion. Motion passed by voice vote.

REPORTS FROM STAFF

Commissioner Morrill stated that he appreciates all the teens involved in the zoo. The numbers for Arrowhead golf have been the best in years! Morrill asked Director of Marketing for a recap on the 100th anniversary exhibit. Morrill was very pleased with the Field of Honor display, and he thought the fireworks were the best they've ever been.

Commissioner Mee stated that we have had a lot of activities in June and July and staff did an excellent job. The CAC Pickleball ribbon cutting was well attended. He thought the fireworks were great and that we had a fantastic turn out for the parade. He also thought the Field of Honor was great and that the organizers did a great job. He was pleased with the zoo's gross revenue up over our previous years. It looked to him like we were on track for AZA accreditation again, and that the spring appeals for the zoo were fantastic with the matching donations. He thanked Director of Marketing Wilhelmi for the good work on getting all the marketing material out to the public.

Commissioner Fahey commended Director of Parks and Planning Sperl on how his team keeps up with the whole park district. He enjoyed seeing the maintenance summary report that showed they completed 980 workorders.

Commissioner Barrett thanked the directors and staff he appreciates all the time that they put into events and being away from their families to entertain the families of Wheaton.

President Frey thanked staff and stated was a fantastic job they have done this summer.

ADJOURNMENT

At 5:22 p.m., Commissioner Morrill moved to adjourn the meeting. Commissioner Mee seconded. Motion passed by voice vote.



Wheaton Park District

Wheaton Park District Board of Commissioners Special Meeting

Wednesday September 1, 2021 5:00 p.m.

DuPage County Historical Museum
102 E. Wesley Street, Wheaton, Illinois

CALL TO ORDER – President Frey called the meeting to order at 5:00 pm. Commissioners Barrett, Kelly, Morrill, and Vires were present.

Commissioner Mee was absent

Also present was Kevin Fahey who announced his resignation from the Board of Park Commissioners at 3:26 pm on September 1, 2021 via email.

PUBLIC COMMENT

None

NEW BUSINESS

1. **Resolution 2021-09** – Authorizing Application for the Land and Water Conservation Fund Grant Program / Lincoln Marsh Acquisition

Commissioner Vires moved to approve Resolution 2021-09 Authorizing Application for the Land and Water Conservation Fund Grant Program / Lincoln Marsh Acquisition.
Seconded by Commissioner Kelly.

Executive Director Benard stated that if our application was successful, this grant program could provide up to 50% matching funds for the potential acquisition. Commissioner Kelly stated that we are not deciding via this Resolution to buy property, we are only applying for the grant. Benard stated that is correct.

Motion passed by roll call vote.

Ayes: Barrett, Kelly, Morrill, Vires, Frey

Nays: None

Abstain: None

Absent: Mee

ADJOURNMENT

At 5:02 p.m., Commissioner Vires moved to adjourn the meeting. Commissioner Barrett seconded. Motion passed by voice vote.



Wheaton Park District

**Wheaton Park District Board of Commissioners
BUILDINGS, GROUNDS AND FINANCE
SUBCOMMITTEE MEETING MINUTES
Wednesday September 1, 2021 5:00 p.m.
DuPage County Historical Museum
102 E. Wesley Street, Wheaton, IL**

CALL TO ORDER –

President Frey called the meeting to order at 5:02 p.m. Commissioner Barrett, Commissioner Kelly, Commissioner Morrill and Commissioner Vires were present

Commissioner Mee was absent

Staff Present included: Executive Director Benard, Executive Assistant Siciliano, Superintendent of Planning Hinchee.

Also present was Kevin Fahey who announced his resignation from the Board of Park Commissioners at 3:26 pm on September 1, 2021 via email.

Finance and Administration

1. Review of Investment Advisor

Executive Director Benard referenced a report provided by staff recapping the Investment Advisor review that took place at the July Subcommittee meeting. Benard stated that there will be no action requested on this item at the September 15th Regular Meeting. The district has placed recently received tax receipts in a money market account with Wheaton Bank and Trust which has a similar return as certificates of deposit currently. When the CD market improves, staff will bring the matter of resuming a CD laddering program with either PMA or Wheaton Bank and Trust to the Board for consideration. The funds currently in the existing CD laddering program with PMA will remain there. Commissioner Vires stated that it is important to note that Wheaton Bank and Trust pledges collateralized securities to cover our investments over the FDIC levels. The Board agreed with this approach.

2. Review of 2022 Budget Development and Approval Calendar

Benard reviewed the budget development and approval calendar action items planned for September through December.

- The budget will be submitted to the board on September 10th.
- During the September 15th Park Board meeting, Staff will recommend that the board place the budget and appropriation ordinance and related reports on 30-day public review/inspection pursuant to Illinois law.

Persons with disabilities requiring reasonable accommodation to participate in this meeting should contact the park district's ADA Compliance Officer, Michael Benard, at the park district's Administrative Office, 102 E. Wesley Street, Wheaton, IL Monday through Friday from 8:30 am until 4:30 pm at least 48 hours prior to the meeting. Requests for a qualified ASL interpreter require five (5) working days advance notice. Telephone number 630.665.4710; fax number 630.665.5880.

- The Board will review and discuss the 2022 operating and capital budgets at the October and November Subcommittee meetings.
- The estimate of tax levy resolution will be presented to the board at the October 20 board meeting.
- The public hearing on the budget and appropriation ordinance will take place on October 20.
- The tax levy ordinance, budget and appropriation ordinance and abatement ordinance will be adopted at either the November or December board meeting.

Benard stated he would prefer that the board achieve consensus on the 2022 employee raise pool percentage during the October subcommittee meeting so that it can be included in the final budget and coincide with year-end performance evaluations. Benard stated that he is recommending a 5% employee raise pool for 2022 in the budget proposal draft for the board's consideration. The higher than typical recommendation is being made to offset the wage freeze that was imposed in the December of 2020 as a result of the uncertainty that still existed at that time related to district operating finances because of the pandemic. The topic of the significant amount of employee benefit time that was used during the pandemic shutdown in March April May of 2020 was also discussed.

After some discussion it was agreed that the board would review the Raise Pool Percentage and the Capital Budget at the October Subcommittee Meeting and the Operating Budget at the November Subcommittee Meeting.

3. Resolution 2021-08 – Amendment to the Wheaton Park District Cafeteria Plan with Health Flexible Spending Arrangement

Benard stated this is a housekeeping item that will be brought to the board on September 15th for approval.

4. Ordinance 2021-02 – Approving the Disposal and Sale of Personal Property Owned by the Wheaton Park District

Benard stated this is a housekeeping item that will be brought to the board on September 15th for approval.

5. Renewal of Agreement for Payroll Processing and Human Resources Information Services with Paylocity through November 2024

Benard stated that although this contract is valid through most of 2022, if we commit now, paylocity will hold pricing at current levels. Commissioner Vires asked why there was such a big fluctuation in the charges over the past years. Benard stated that we started with them in the middle of 2017, so we were only charged for a portion of the year, in 2020 we had a smaller number of active employees due to the pandemic and in 2021 our employee count increased once we entered phase 5 of the restore Illinois program

6. Purchase of Basketball Uniforms from All Pro Team Sports - \$11,150
Quotes were reviewed. This item that will be brought to the board on September 15th for approval.
7. Purchase of Jox Box Systems for Softball and Baseball Fields from On Deck Sports - \$16,480
Quotes were reviewed. Benard stated that this will be paid for out of the \$5.00 facility improvement charge added to athletic program fees. This item will be brought to the board on September 15th for approval.
8. Funding and Reimbursement Agreement for Equipment Purchase for the Sensory Garden Playground Between the Wheaton Park District and the Play For All Playground and Garden Foundation
Benard stated there are two new pieces of equipment that are being funded through the Play for All Foundation that will be installed this fall at the Sensory Park. The funding and reimbursement agreement will be included in the September 15th board packet.

Buildings and Grounds

1. Community Center Interior Renovation - Agreement with Williams Architects for Design Services - \$24,300
Benard stated that the previous design agreement and related work by Williams Architects was suspended during the early months of the pandemic due to the suspension of all non-essential activity at that occurred at that time. The new agreement will see the design phase of this project through to completion allowing staff to begin to complete projects going forward. Commissioner Kelly asked if there was an upcharge for reinstating. Benard replied that there was not.
2. Lincoln Marsh Office and Garage Renovation Bid Results – Recommendation to Accept the Base Bid and Alternate from WallFill Exteriors for \$60,879
Benard stated he received a letter from the Carpenters Union urging us to not use WallFill as they were non-union and had concerns about their compensation levels related to prevailing wages. Benard verified that our bid specifications and contracts call for prevailing wages to be paid and that contractors are required by law to submit certified payroll reports directly to the Illinois Department of Labor. Commissioner Kelly was concerned if we had an obligation further than this. Benard stated that it is the contractor's responsibility to verify payroll with the state. Commissioner Kelly would like to see a memo or correspondence with our attorney that this is correct. Superintendent of Planning Hinchee stated he has an email from our attorney that outlines our obligations regarding prevailing wage and certified payroll. He or Benard will send it to the board.
3. Parking Lot Sealcoating Services – Hoffman Park Graf Park and Central Athletic Complex – Review of Quotes
Benard stated that we will have the required three quotes by the time the September 15th board packet goes out. Hinchee stated that the quote noted in the memo was adjusted

Persons with disabilities requiring reasonable accommodation to participate in this meeting should contact the park district's ADA Compliance Officer, Michael Benard, at the park district's Administrative Office, 102 E. Wesley Street, Wheaton, IL Monday through Friday from 8:30 am until 4:30 pm at least 48 hours prior to the meeting. Requests for a qualified ASL interpreter require five (5) working days advance notice. Telephone number 630.665.4710; fax number 630.665.5880.

slightly to include some additional work and is approximately \$18,000. Commissioner Vires asked if the Community Center parking lot is getting sealed too because it is in bad shape in some areas. Hinchee stated that it is being patched in house and that design options for replacing the Community Center Parking lot were being finalized for the board's review this fall. Once a design is agreed upon, staff will seek proposals for specification development.

4. Prairie Office Building HVAC Unit Purchase and Installation – Review of Quotes
Commissioner Kelly asked if we specified a certain brand of HVAC units. Hinchee said yes, it follows the scope of work our consultant Berg recommended. All of the companies are bidding on the same brand and size of equipment.

ADJOURNMENT

At 5:33 p.m., Commissioner Vires moved to adjourn the meeting to enter closed session regarding Purchase or Lease of Real Property, 5ILCS 120/2 (c)(5), Pending, probable or imminent litigation, 5ILCS 120/2 (c) (11), The selection of a person to fill a vacancy in public office, 5 ILCS 120/2(c)(3). Commissioner Kelly seconded.

Motion passed by roll call vote.

Ayes: Barrett, Kelly, Morrill, Vires, Frey

Nays: None

Abstain: None

Absent: Mee

TO: Board of Commissioners
FROM: Dan Novak, Director of Athletics
Mark Dolphin, Athletic Manager
THROUGH: Mike Benard, Executive Director
RE: Approval of Payments exceeding \$10,000
DATE: September 1, 2021



SUMMARY:

Seeking approval for a purchase exceeding \$10,000 for the Wheaton Park District Feeder Basketball Uniforms (reversible sublimated jerseys & shorts) for the 2021-2022 season. Listed below are the quotes that were received.

Company	Jersey/Short Set Quantity: 240	Total Price	Spirit Wear Offered
All Pro Team Sports	\$45.00	\$10,800	Yes
All Pro Team Sports Shipping	\$350.00	\$350	
All Pro Team Sports Total		\$11,150	
Santo Sport Store	\$49.75	\$11,940	Yes
TPS Sports Equipment & Apparel	\$60.00	\$14,400	Yes

PREVIOUS COMMITTEE/BOARD ACTION:

On September 18, 2019, the Wheaton Park District Board of Commissioners approved TPS Sports Equipment & Apparel in the amount of \$14,277.60 for feeder basketball uniforms.

REVENUE OR FUNDING IMPLICATIONS:

Uniform expenses will be covered within the feeder basketball program operational budget.
Account 20-220-204-53-5301-444

STAKEHOLDER PROCESS:

Wheaton Park District Feeder Basketball is a travel program that is made up of 240 participants amongst our 3rd-5th grade Wheaton Vipers, 6th-8th grade Wheaton North and Wheaton Warrenville South feeder teams, as well as our girls' 4th-8th grade Wheaton Thunder.

ATTACHMENTS:

Vendor Quotes: All Pro Team Sports | Santo Sports | TPS Sports Equipment & Apparel

RECOMMENDATION:

Staff recommends All Pro Team Sports as our vendor for the 2021-2022 feeder basketball uniforms in the amount of \$11,150. All Pro Team Sports is offering a quality uniform in addition to a wide variety of spirit wear that can be ordered and purchased by the participants directly.



11615 Crossroads Circle
Suite H
Baltimore, MD 21220
Main - 410-335-9804
Fax - 410-335-9803
www.allproteamsports.com

QUOTE

NUMBER	50315
DATE	08/25/21

EST. DELIVERY DATE	
TERMS	CREDIT CARD

TAX EXEMPTION	
---------------	--

CREDIT	
--------	--

LIMIT	0
-------	---

USED	0.00
------	------

AVAILABLE	0.00
-----------	------

SALES REP	RYAN JURVELIN
-----------	---------------

PHONE	410-335-9804
-------	--------------

FAX	
-----	--

EMAIL	N@ALLPROTEAMSPTS.C
-------	--------------------

SHIPPING TO:

WHEATON PARK DISTRICT ATHLETICS
C/O MARK DOLPHIN
1777 S BLANCHARD RD
WHEATON, IL 60189
Phone: 630-510-5119
Email: MDOLPHIN@WHEATONPARKS.ORG

BILL TO: WPDATHLET

WHEATON PARK DISTRICT ATHLETICS
C/O MARK DOLPHIN
1777 S BLANCHARD RD
WHEATON, IL 60189
Phone: 630-510-5119
Email: MDOLPHIN@WHEATONPARKS.ORG

ITEM	DESCRIPTION	QUANTITY	UNIT PRICE	EXTENSION
APBB-REVA	ALL PRO- Custom Reversible Set	240	45.00	10800.00

SALES TAX	0.00
SHIPPING & HANDLING	350.00
TOTAL	11150.00

Please direct your reply to RYAN JURVELIN via phone 410-335-9804 or email RYAN@ALLPROTEAMSPTS.COM. Thank You.

Dan Novak

From: Jared Wade <jared.wade0824@gmail.com>
Sent: Monday, August 23, 2021 9:56 PM
To: Mark Dolphin
Subject: Re: FW: 2021-2022 Feeder Basketball Uniforms

I have my quote below.

I have it broken down by divisions.

Champro BBJ4 adult and BBJ4 youth slam dunk reversible jersey - With 2-color front team name. 2-color front 4" number. 2-color back 8" number. Both sides of the jersey printed - inside and out. 2-color logos and numbers on both sides.



Champro BBS4 slam dunk shorts with 2-color logo on bottom left leg of both sides of the shorts.

Divisions with 30 players

Youth jersey = \$ 52.00 per set

Adult jersey = \$ 53.00 per set

Divisions with 60 players

★ Youth jersey = \$ 49.75 per set

Adult jersey = \$ 50.75 per set

Divisions with 90 players

Youth jersey = \$ 48.75 per set

★ Adult jersey = \$ 49.75 per set

Wheaton Park District | TPS SPORT EQUIPMENT & APPAREL
Basketball
2021

Brand		Item	Item #	MSRP	TPS Unit Price
<i>Uniforms</i>					
Champro		Juice Reversible Double Ply Jersey	J-BBJ3ZA		\$30.00
Champro		Juice Reversible Double Ply Short	J-BBS3ZA		\$30.00

TO: Board of Commissioners
FROM: Daniel Novak, Director of Athletics & Facilities
Adam Lewandowski, Superintendent of Athletic Programs & Facilities
THROUGH: Michael Benard, Executive Director
RE: Approval of Payments exceeding \$10,000 – Jox Box Systems
DATE: August 25, 2021

SUMMARY:

The Wheaton Park District Baseball/Softball Board of Control, Wheaton Park District Athletic Department, and Wheaton Park District Parks Department researched ways to improve batter's box moisture control, eliminate holes in batter's boxes, and provide a natural, comfortable footing on our baseball/softball diamonds. The conclusion was made to purchase the Jox Box systems for our main fifteen baseball/softball diamonds. The Jox Box system was installed on Atten 19 and Scottdale 9 fields back in 2019/2020 as a trial run and brought back positive feedback. These systems are a more affordable and long-term solution to the original brick batter's box system that has been used in the past. The following quotes were received:

Company	Jox Box Cost Per System	Total Cost
On Deck Sports	\$1,160.00 + shipping	\$16,480.00
Adam Rubber	\$1,160.00 + shipping	\$16,557.03
Sports Facilities Group, Inc.	\$1,473.11	\$19,150.43

REVENUE OR FUNDING IMPLICATIONS:


The funding necessary for the thirteen Jox Box systems will come out of the Capital Project fund, with any additional funding needed coming out of the \$5 Athletic Baseball Fund. Installation will take place in-house by our parks department and begin this fall.

ATTACHMENTS:

Vendor Quotes: On Deck Sports | Adam Rubber | Sports Facilities Group, Inc.

RECOMMENDATION:

Staff recommends On Deck Sports as our vendor for purchase of thirteen Jox Box systems at a cost not to exceed \$16,480.00.





150 Wood Rd, Suite 200
 Braintree, MA 02184
 Phn: 800.365.6171
 Fax: 508.580.0211
 www.OnDeckSports.com
 800.365.6171

Quote

Date	Quote #
8/24/2021	QT5352355

Bill To
Adam Lewandowski Wheaton Park District 855 W. Prairie Ave Wheaton IL 60187

Ship To
Adam Lewandowski Wheaton Park District 1777 S Blanchard Road Wheaton IL 60189

Expires	Sales Rep	Memo	Shipping Met...	phone numb...	Shipping Co...
9/23/2021	Alex Hurley		Standard Shipping		

Item	Quantity	Unit's	Description	Options	Rate	Amount
MISC-JOX	13	EA	Jax Box Youth Deluxe Batters Box 7' x 9'		1,160.00	15,080.00
Price Match Guarantee Discount			Price Match Guarantee Discount			-200.00
					Subtotal	14,880.00
					Shipping Cost (Standard Shipping)	1,600.00
					Total	\$16,480.00

We look forward to doing business with you.

Customer returns will require an On Deck Sports return authorization number. In addition, such returns will be subject to a freight charge to return the product to On Deck Sports and a restocking fee.

On Deck Sports does not accept returns on used turf and certain custom products. For further details related to On Deck Sports return policies refer to our website at www.ondecksports.com/returns.

ADAM RUBBER

14546 INDUSTRIAL PARK
AUBREY, TEXAS 76227-6201

Estimate

Date	Estimate #
8/24/2021	371REV

Name / Address
WHEATON PARKS ADAM LEWANDOWSKI 1777 S. BLANCHARD STREET WHEATON, IL 60189

			Project
Description	Qty	Rate	Total
LITTLE LEAGUE DELUXE	13	1,160.00	15,080.00
SHIPPING AND HANDLING	1	1,477.03	1,477.03
		Total	\$16,557.03



Sports Facilities Group, Inc.
PO Box 7024
Riverside, CA 92503
(877) 497-6671
Fax: 951-637-8406
Sales@SportsFacilitiesGroup.com

Quote

Date
08/25/2021

Quote Number
0005146

Sales Rep
Lori Smith

Terms
Credit Card/Check/School Dist PO

Bill To

Ship To

Adam Lewandowski
630-510-5141
1777 S Blanchard St

Wheaton, IL 60189
alewandowski@wheatonparks.org

Quoted Item(s):

Quote is valid until 09/24/2021

Product Name	SKU	Price	Qty	Extended
BSN Jox Box Deluxe Batters Box Youth Size 7 X 9 Note: FREE SHIPPING.	1235838	\$1,473.11	13	\$19,150.43

Sub-Total	\$19,150.43
Shipping	\$0.00
Sales Tax	\$0.00
Total	\$19,150.43

We look forward to doing business with you.

WHEATON PARK DISTRICT

AN ORDINANCE APPROVING THE DISPOSAL AND SALE OF PERSONAL PROPERTY OWNED BY THE WHEATON PARK DISTRICT

ORDINANCE 2021-02

WHEREAS, the Wheaton Park District, DuPage County, Illinois (the "District"), is a duly organized and existing Park District created under the provision of the laws of the State of Illinois and is now operating under the provisions of the Park District Code of the State of Illinois and all laws amendatory thereof and supplementary thereto (the "Park Code"); and,

WHEREAS, pursuant to Section 8-22 of the Park Code, three-fifths of the members of the Park Board may authorize the trade in, donation, or disposal of personal property that is no longer necessary, useful to, or in the best interests of the Park District; and,

WHEREAS, the Park District owns: Two (2) F000674 Anchor Speaker System , Liberty located at the Community Center; Two (2) K100052 Anchor Speaker System, Explorer Pro located at the Community Center; Two (2) K600104 Anchor Speaker System, Explorer Pro located at the Community Center; One (1) Speaker Unit power cords located at the Community Center; One (1) Speaker to Speaker power cords located at the Community Center; Twelve (12) Speaker Stand located at the Community Center; One (1) 2006 Chevrolet Express Van- VIN: 1GAHG39U261266637 located at Park Services Center; One (1) 2016 7210 Z turn mower model number 1362 serial number 31600145 located at Park Services Center; One (1) #1510 8hp/24" Snowblower- Yard Machine Elct. start/ 2 stage serial number 1F041B10189 located at Park Services Center; One (1) RAD 8189 Snowbrush Attachment for former mower serial number 2030815 located at Park Services Center; One (1) SD602 50PS Transfer Tank Pump- Filrite serial number CA811.199 located at Park Services Center; One (1) Trailer Cart- 27"W 36"L located at Park Services Center; One (1) Universal Roof Rack located at Park Services Center; One (1) Utility Sink 3' x 2' located at Park Services Center; One (1) GE 480 primary/208secondary 75KVA Transformer- used 3'H x 3"W x 2'D serial number 9T23B3874 located at Park Services Center; One (1) Whiteway Sign Co.-WPD Electric Sign (remove WPD panel) 8'L x 49"H x 12"D located at Park Services Center; One (1) UPSBLK BUNN Coffee Machine-3 burner serial number UPS0043848 located at Park Services Center; One (1) VPR BLK BUNN Coffee Machine-2 burner serial number VPR0129539 located at Park Services Center; Fifty Five (55) LX8/42W/ADV/277V Sportlite Halide light fixtures located at Park Services Center; One (1) JUGS brand Pitching Machine located at Park Services Center; Fourteen (14) ½" Turnbuckles located at Park Services Center; One (1) Hampton Bay HRLG5000EH4 Window AC Unit 5K BTU located at Park Services Center; Four (4) Kenmore 106.9790510 Window AC Unit 5K BTU located at Park Services Center; Two (2) Westinghouse WAC083 Window AC Unit 8K BTU 9.5EER located at Park Services Center; Two (2) Power Mac G4 Tower Computer serial number BC0C13900N1 & unknown located at Park Services Center; Two (2) Gateway Tower Computer WPD Asset 01146 & 36055171 located at Park Services Center; Three (3) Dell & Gateway Computer Keyboards located at Park Services Center; One (1) Refurbished Flat monitor located at Park Services Center; One (1) PetroVend Chip Code Encoder Unit 0801737 OPW Fuel Management located at Park Services Center; One

(1) Samsung DVD4600C VHS/DVD Player & remote located at Park Services Center; One (1) Sylvania VCT19AT03 TV/VHS Combo 19" tube serial number 76801361 located at Park Services Center; One (1) Phillips 32PT544Y37 TV 32" tube & remote serial number YA1A0504025155 located at Park Services Center; Five (5) HP Compaq Pro 6300 SFF located at Central Athletic Complex; Two (2) HP Elitedesk 800 G1 SFF located at Central Athletic Complex; Twelve (12) Lenovo thinkcentre M83 located at the Central Athletic Complex; Four (4) Lenovo Thinkcentre M710s located at the Central Athletic Complex; Eleven (11) Lenovo Thinkcentre M700 located at the Central Athletic Complex; One (1) Dell Latitude d820 located at the Central Athletic Complex; Eight (8) Cisco ASA5506 located at the Central Athletic Complex; One (1) Cisco ASA 5510 located at the Central Athletic Complex; One (1) Star TSP700 receipt printer located at the Central Athletic Complex; One (1) Radiant Systems receipt printer located at the Central Athletic Complex; One (1) Advantage Cash drawer located at the Central Athletic Complex; One (1) MMF Cash drawer located at the Central Athletic Complex; One (1) Dell PowerEdge R620 server located at the Central Athletic Complex; One (1) Dell EqualLogic PS6000 server located at the Central Athletic Complex; One (1) Polycom phone located at the Central Athletic Complex; One (1) ELO touchscreen monitor located at the Central Athletic Complex; Two (2) NEC monitor located at the Central Athletic Complex; One (1) Dell monitor located at the Central Athletic Complex; One (1) Asus Monitor located at the Central Athletic Complex; One (1) APC SmartUPS SC6200 UPS located at the Central Athletic Complex; One (1) APC BackUPS ES650 UPS located at the Central Athletic Complex; Eight (8) APC BackUPS 550 UPS located at the Central Athletic Complex; One (1) APC SmartUPS 1500 UPS located at the Central Athletic Complex; Two (2) APC SYPM2KU UPS Controller deck located at the Central Athletic Complex; One (1) APC Server Rack unit located at the Central Athletic Complex; Three (3) Microsoft Surface Pro 1631 located at the Central Athletic Complex; One (1) Lenovo Thinkpad T450 located at the Central Athletic Complex; Two (2) Mouse located at the Central Athletic Complex; Eleven (11) Laptop power adapters located at the Central Athletic Complex; One (1) Dell laptop battery located at the Central Athletic Complex; Two (2) battery modules APC Symmetra RM located at the Central Athletic Complex; One (1) APC replacement battery located at the Central Athletic Complex; One (1) Stove Model UFCS-48r serial number d-63009A located at Arrowhead Golf Club;

WHEREAS, the Board of Park Commissioners has determined that it would be in the best interest of the Park District to dispose: Two (2) F000674 Anchor Speaker System , Liberty located at the Community Center; Two (2) K100052 Anchor Speaker System, Explorer Pro located at the Community Center; Two (2) K600104 Anchor Speaker System, Explorer Pro located at the Community Center; One (1) Speaker Unit power cords located at the Community Center; One (1) Speaker to Speaker power cords located at the Community Center; Twelve (12) Speaker Stand located at the Community Center; One (1) 2006 Chevrolet Express Van- VIN: 1GAHG39U261266637 located at Park Services Center; One (1) 2016 7210 Z turn mower model number 1362 serial number 31600145 located at Park Services Center; One (1) #1510 8hp/24" Snowblower- Yard Machine Elct. start/ 2 stage serial number 1F041B10189 located at Park Services Center; One (1) RAD 8189 Snowbrush Attachment for former mower serial number 2030815 located at Park Services Center; One (1) SD602 50PS Transfer Tank Pump- Filrite serial number CA811.199 located at Park Services Center; One (1) Trailer Cart- 27"W 36"L located at Park Services Center; One (1) Universal Roof Rack located at Park Services Center; One (1) Utility Sink 3' x 2' located at Park Services Center; One (1) GE 480

primary/208secondary 75KVA Transformer- used 3'H x 3"W x 2'D serial number 9T23B3874 located at Park Services Center; One (1) Whiteway Sign Co.-WPD Electric Sign (remove WPD panel) 8'L x 49"H x 12"D located at Park Services Center; One (1) UPSBLK BUNN Coffee Machine-3 burner serial number UPS0043848 located at Park Services Center; One (1) VPR BLK BUNN Coffee Machine-2 burner serial number VPR0129539 located at Park Services Center; Fifty Five (55LX8/42W/ADV/277V Sportlite Halide light fixtures located at Park Services Center; One (1) JUGS brand Pitching Machine located at Park Services Center; Fourteen (14) ½" Turnbuckles located at Park Services Center; One (1) Hampton Bay HRLG5000EH4 Window AC Unit 5K BTU located at Park Services Center; Four (4) Kenmore 106.9790510 Window AC Unit 5K BTU located at Park Services Center; Two (2) Westinghouse WAC083 Window AC Unit 8K BTU 9.5EER located at Park Services Center; Two (2) Power Mac G4 Tower Computer serial number BC0C13900N1 & unknown located at Park Services Center; Two (2) Gateway Tower Computer WPD Asset 01146 & 36055171 located at Park Services Center; Three (3) Dell & Gateway Computer Keyboards located at Park Services Center; One (1) Refurbished Flat monitor located at Park Services Center; One (1) PetroVend Chip Code Encoder Unit 0801737 OPW Fuel Management located at Park Services Center; One (1) Samsung DVD4600C VHS/DVD Player & remote located at Park Services Center; One (1) Sylvania VCT19AT03 TV/VHS Combo 19" tube serial number 76801361 located at Park Services Center; One (1) Phillips 32PT544Y37 TV 32" tube & remote serial number YA1A0504025155 located at Park Services Center; Five (5) HP Compaq Pro 6300 SFF located at Central Athletic Complex; Two (2) HP Elitedesk 800 G1 SFF located at Central Athletic Complex; Twelve (12) Lenovo thinkcentre M83 located at the Central Athletic Complex; Four (4) Lenovo Thinkcentre M710s located at the Central Athletic Complex; Eleven (11) Lenovo Thinkcentre M700 located at the Central Athletic Complex; One (1) Dell Latitude d820 located at the Central Athletic Complex; Eight (8) Cisco ASA5506 located at the Central Athletic Complex; One (1) Cisco ASA 5510 located at the Central Athletic Complex; One (1) Star TSP700 receipt printer located at the Central Athletic Complex; One (1) Radiant Systems receipt printer located at the Central Athletic Complex; One (1) Advantage Cash drawer located at the Central Athletic Complex; One (1) MMF Cash drawer located at the Central Athletic Complex; One (1) Dell PowerEdge R620 server located at the Central Athletic Complex; One (1) Dell EqualLogic PS6000 server located at the Central Athletic Complex; One (1) Polycom phone located at the Central Athletic Complex; One (1) ELO touchscreen monitor located at the Central Athletic Complex; Two (2) NEC monitor located at the Central Athletic Complex; One (1) Dell monitor located at the Central Athletic Complex; One (1) Asus Monitor located at the Central Athletic Complex; One (1) APC SmartUPS SC6200 UPS located at the Central Athletic Complex; One (1) APC BackUPS ES650 UPS located at the Central Athletic Complex; Eight (8) APC BackUPS 550 UPS located at the Central Athletic Complex; One (1) APC SmartUPS 1500 UPS located at the Central Athletic Complex; Two (2) APC SYPM2KU UPS Controller deck located at the Central Athletic Complex; One (1) APC Server Rack unit located at the Central Athletic Complex; Three (3) Microsoft Surface Pro 1631 located at the Central Athletic Complex; One (1) Lenovo Thinkpad T450 located at the Central Athletic Complex; Two (2) Mouse located at the Central Athletic Complex; Eleven (11) Laptop power adapters located at the Central Athletic Complex; One (1) Dell laptop battery located at the Central Athletic Complex; Two (2) battery modules APC Symmetra RM located at the Central Athletic Complex; One (1) APC replacement battery located at the Central Athletic Complex. One (1) Stove Model UFCS-48r serial number d-63009A located at Arrowhead Golf Club;

NOW, THEREFORE, IT IS HEREBY ORDAINED BY THE BOARD OF PARK COMMISSIONERS OF THE WHEATON PARK DISTRICT, DuPage County, Illinois, as follows:

Section 1: The foregoing preamble of the Ordinance is hereby incorporated in its entirety in **Ordinance 2021-02**

Section 2: The Park District will dispose: Two (2) F000674 Anchor Speaker System, Liberty located at the Community Center; Two (2) K100052 Anchor Speaker System, Explorer Pro located at the Community Center; Two (2) K600104 Anchor Speaker System, Explorer Pro located at the Community Center; One (1) Speaker Unit power cords located at the Community Center; One (1) Speaker to Speaker power cords located at the Community Center; Twelve (12) Speaker Stand located at the Community Center; One (1) 2006 Chevrolet Express Van- VIN: 1GAHG39U261266637 located at Park Services Center; One (1) 2016 7210 Z turn mower model number 1362 serial number 31600145 located at Park Services Center; One (1) #1510 8hp/24" Snowblower- Yard Machine Elct. start/ 2 stage serial number 1F041B10189 located at Park Services Center; One (1) RAD 8189 Snowbrush Attachment for former mower serial number 2030815 located at Park Services Center; One (1) SD602 50PS Transfer Tank Pump- Filrite serial number CA811.199 located at Park Services Center; One (1) Trailer Cart- 27"W 36"L located at Park Services Center; One (1) Universal Roof Rack located at Park Services Center; One (1) Utility Sink 3' x 2' located at Park Services Center; One (1) GE 480 primary/208secondary 75KVA Transformer- used 3'H x 3"W x 2'D serial number 9T23B3874 located at Park Services Center; One (1) Whiteway Sign Co.-WPD Electric Sign (remove WPD panel) 8'L x 49"H x 12"D located at Park Services Center; One (1) UPSBLK BUNN Coffee Machine-3 burner serial number UPS0043848 located at Park Services Center; One (1) VPR BLK BUNN Coffee Machine-2 burner serial number VPR0129539 located at Park Services Center; Fifty Five (55) LX8/42W/ADV/277V Sportlite Halide light fixtures located at Park Services Center; One (1) JUGS brand Pitching Machine located at Park Services Center; Fourteen (14) ½" Turnbuckles located at Park Services Center; One (1) Hampton Bay HRLG5000EH4 Window AC Unit 5K BTU located at Park Services Center; Four (4) Kenmore 106.9790510 Window AC Unit 5K BTU located at Park Services Center; Two (2) Westinghouse WAC083 Window AC Unit 8K BTU 9.5EER located at Park Services Center; Two (2) Power Mac G4 Tower Computer serial number BC0C13900N1 & unknown located at Park Services Center; Two (2) Gateway Tower Computer WPD Asset 01146 & 36055171 located at Park Services Center; Three (3) Dell & Gateway Computer Keyboards located at Park Services Center; One (1) Refurbished Flat monitor located at Park Services Center; One (1) PetroVend Chip Code Encoder Unit 0801737 OPW Fuel Management located at Park Services Center; One (1) Samsung DVD4600C VHS/DVD Player & remote located at Park Services Center; One (1) Sylvania VCT19AT03 TV/VHS Combo 19" tube serial number 76801361 located at Park Services Center; One (1) Phillips 32PT544Y37 TV 32" tube & remote serial number YA1A0504025155 located at Park Services Center; Five (5) HP Compaq Pro 6300 SFF located at Central Athletic Complex; Two (2) HP Elitedesk 800 G1 SFF located at Central Athletic Complex; Twelve (12) Lenovo thinkcentre M83 located at the Central Athletic Complex; Four

(4) Lenovo Thinkcentre M710s located at the Central Athletic Complex; Eleven (11) Lenovo Thinkcentre M700 located at the Central Athletic Complex; One (1) Dell Latitude d820 located at the Central Athletic Complex; Eight (8) Cisco ASA5506 located at the Central Athletic Complex; One (1) Cisco ASA 5510 located at the Central Athletic Complex; One (1) Star TSP700 receipt printer located at the Central Athletic Complex; One (1) Radiant Systems receipt printer located at the Central Athletic Complex; One (1) Advantage Cash drawer located at the Central Athletic Complex; One (1) MMF Cash drawer located at the Central Athletic Complex; One (1) Dell PowerEdge R620 server located at the Central Athletic Complex; One (1) Dell EqualLogic PS6000 server located at the Central Athletic Complex; One (1) Polycom phone located at the Central Athletic Complex; One (1) ELO touchscreen monitor located at the Central Athletic Complex; Two (2) NEC monitor located at the Central Athletic Complex; One (1) Dell monitor located at the Central Athletic Complex; One (1) Asus Monitor located at the Central Athletic Complex; One (1) APC SmartUPS SC6200 UPS located at the Central Athletic Complex; One (1) APC BackUPS ES650 UPS located at the Central Athletic Complex; Eight (8) APC BackUPS 550 UPS located at the Central Athletic Complex; One (1) APC SmartUPS 1500 UPS located at the Central Athletic Complex; Two (2) APC SYPM2KU UPS Controller deck located at the Central Athletic Complex; One (1) APC Server Rack unit located at the Central Athletic Complex; Three (3) Microsoft Surface Pro 1631 located at the Central Athletic Complex; One (1) Lenovo Thinkpad T450 located at the Central Athletic Complex; Two (2) Mouse located at the Central Athletic Complex; Eleven (11) Laptop power adapters located at the Central Athletic Complex; One (1) Dell laptop battery located at the Central Athletic Complex; Two (2) battery modules APC Symmetra RM located at the Central Athletic Complex; One (1) APC replacement battery located at the Central Athletic Complex. One (1) Stove Model UFCS-48r serial number d-63009A located at Arrowhead Golf Club;

Section 3: Except, as otherwise provided herein, this **Ordinance 2021-02** Shall be in full force and effective forthwith upon its adoption and approval as provided by law.

Adopted this 15th day of September 2021.

AYES: _____

NAYS: _____

ABSENT: _____

President Board of Park Commissioners
Wheaton Park District

ATTEST:

Secretary, Board of Park Commissioners
Wheaton Park District

(S E A L)



TO: Board of Park Commissioners

FROM: Michael J. Benard, Executive Director

RE: **Funding and Reimbursement Agreement for Equipment Purchase for the Sensory Playground Between the Wheaton Park District and the Play for All Playground and Garden Foundation**

DATE: September 9, 2021

SUMMARY: Since 2014, the Wheaton Park District has partnered with the Play for All Playground and Garden Foundation to create the Sensory Garden Playground at the Danada South Park. The Sensory Playground is designed to be universally accessible to children with and without disabilities. A primary design focus is to create play spaces that create positive environments for children on the autism spectrum and peace of mind for their parents.

The foundations' role in this relationship is to raise funds through multi-year philanthropic pledges and grants for the purchase of the playground equipment. Once the foundation accumulates sufficient documented financial commitments for the purchase of the play equipment identified as the next priority for installation, the park district pays for the equipment in advance using dollars held in reserve for ADA compliance and service to individuals with disabilities. The cost of the equipment purchased by the park district is then reimbursed by the foundation as the formal pledges are paid and grants awards are received over time. The Park district typically uses its workforce to install the playground. The labor cost for installation, maintenance and upkeep represents the park district's financial contribution to the partnership. The equipment remains the property of the park district. This is all managed through project funding and reimbursement agreements between the two partners.

Completed projects include a 2-5 year old playground, central gathering area, swings, a treehouse and perimeter fencing. Over \$1,000,000 in barrier free play equipment has been purchased and installed since 2014 using this partnership model.

PREVIOUS COMMITTEE/BOARD ACTION:

- April 2014 – Approved phase one funding and reimbursement agreement for 2-5 year playground and central gathering area
- April 2019 - Approved phase two funding and reimbursement agreement for treehouse
- March 2020 – Approved first amendment to the April 2019 agreement
- May 2021 – Park Board authorizes purchase of a Gravity Rail with documentation that the foundation secured sufficient resources for reimbursement
- July 2021 – Park Board authorizes purchase of a Net Climber with documentation that the foundation secured sufficient resources for reimbursement
- September 1, 2021 – Park Board reviewed current project in Subcommittee

REVENUE OR FUNDING IMPLICATIONS:

With the approved purchase of two new pieces of play equipment for installation this fall, it is necessary for the foundation and park district to approve a third funding and reimbursement agreement.

LEGAL REVIEW

The initial Funding and Reimbursement Agreement was drafted in 2014 by Park District Legal Counsel from Tressler LLP. This initial agreement has been updated to reflect the current project description and dollar amounts.

ATTACHMENTS:

- Ordinance 2021-03
- Funding and Reimbursement Agreement

RECOMMENDATION:

Adoption of Ordinance 2021-03 Approving and Authorizing Execution of a Funding and Reimbursement Agreement for the Purchase and Installation of Play Equipment Within the Sensory Garden and Playground Between the Wheaton Park District and Play for All Playground and Garden Foundation

WHEATON PARK DISTRICT

ORDINANCE NO. 2021-03

**Ordinance Approving and Authorizing Execution of a
Funding and Reimbursement Agreement for the
Purchase and Installation of Play Equipment Within the Sensory Garden and Playground
Between the Wheaton Park District and Play for All Playground and Garden Foundation**

* * * *

WHEREAS, the Wheaton Park District (“Park District”) is a unit of local government operating pursuant to the Illinois Park District Code, 70 ILCS 1205/1-1 et seq.; and

WHEREAS, pursuant to Section 8-1 of the Park District Code [70 ILCS 1205/8-1] the Park District has the power and authority to contract in furtherance of any of its corporate purposes, including but not limited to funding the development, construction and maintenance of recreational improvements; and

WHEREAS, the Play for All Playground and Garden Foundation ("Foundation") is an Illinois not-for-profit organization whose purposes include supporting recreational opportunities for disabled children; and

WHEREAS, the Park District leases approximately 36.4 acres of real estate (the “Leased Premises”) from the DuPage County Forest Preserve District (the Forest Preserve District) pursuant to a lease between the Park District and the Forest Preserve District dated November 5, 2013 and amended in February of 2019 (the “Lease”); and

WHEREAS, in April of 2014 and again in April of 2019, the Park District and the Foundation executed two successful collaborations via funding and reimbursement agreements for the financing, development, construction and maintenance of Phases I and II of a new, fully inclusive sensory garden and barrier-free playground located on the Leased Premises to enhance the recreational opportunities for the disabled residents of the community and the State of Illinois; and

WHEREAS, the Park District and the Foundation desire to further collaborate on the financing, development, construction and maintenance of two new pieces of inclusive and barrier-free playground equipment be located on the Leased Premises to enhance the recreational opportunities for the disabled residents of the community and the State of Illinois; and

WHEREAS, the Foundation has determined that it is in its best interests and wholly in furtherance of its express purposes of providing support for recreational improvements that benefit disabled children to donate money to the Park District for the development and construction of the Project; and

WHEREAS, the Foundation and the Park District desire to enter into a Funding and Reimbursement Agreement to specify the terms and conditions under which the Foundation will donate funds for the Project; and

WHEREAS, The Park District has determined that it is in the public interest to enter into the Funding and Reimbursement Agreement for the Construction of a Sensory Garden and Playground between the Wheaton Park District and Play for All Playground and Garden (the “Funding and Reimbursement Agreement”) in the form attached hereto as Exhibit A in order to provide additional benefits to the residents of the Park District

NOW, THEREFORE, IT IS HEREBY ORDAINED by the Board of Park Commissioners (“Park Board”) of the Wheaton Park District, DuPage County, Illinois as follows:

Section 1. All of the foregoing recitals are hereby incorporated in and made a part of this Ordinance.

Section 2. The proposed form, terms, and provisions of the Funding and Reimbursement Agreement for the Construction of a Sensory Garden and Playground between the Wheaton Park District and Play for All Playground and Garden, providing for the purposes set forth above, as presented to the Park Board at this meeting, are approved as provided herein.

Section 3. The President or Vice President and Secretary of the Park Board are hereby authorized and directed to execute the Funding and Reimbursement Agreement, in the name of, and on behalf of, the Park District, and under its corporate seal, and to deliver a copy thereof to Play for All Playground and Garden.

Section 4. This Ordinance shall be in full force and effect immediately upon its passage and approval. All prior ordinances or parts of prior ordinances in conflict with the provisions of this Ordinance are hereby repealed.

Passed this 15th day of September 2021.

ROLL CALL VOTE:

AYES: _____

NAYS: _____

ABSENT: _____

Bob Frey, President
Board of Park Commissioners

Attested and filed this 15th day of September 2021.

John Kelly, Vice President
Board of Park Commissioners

EXHIBIT A

**FUNDING AND REIMBURSEMENT AGREEMENT FOR THE PURCHASE AND
INSTALLATION OF PLAY EQUIPMENT WITHIN THE SENSORY GARDEN
PLAYGROUND BETWEEN THE WHEATON PARK DISTRICT AND PLAY FOR ALL
PLAYGROUND AND GARDEN FOUNDATION**

CERTIFICATION

I, Michael Benard, the Secretary of the Board of Park Commissioners of the Wheaton Park District of the County of DuPage, State of Illinois, do hereby certify that I am keeper of its books and records and that the foregoing is a true and correct copy of an Ordinance duly adopted by its Board of Park Commissioners at a meeting duly convened and held on the 15th day of September 2021

SEAL

Secretary of the Board of Park Commissioners

**FUNDING AND REIMBURSEMENT AGREEMENT FOR THE PURCHASE AND
INSTALLATION OF PLAY EQUIPMENT WITHIN THE SENSORY GARDEN
PLAYGROUND BETWEEN THE WHEATON PARK DISTRICT AND PLAY FOR ALL
PLAYGROUND AND GARDEN FOUNDATION**

THIS AGREEMENT ("Agreement"), made this 15th day of September, 2021 (the "Effective Date") between the Wheaton Park District, an Illinois unit of local government, 102 E. Wesley Street, Wheaton, Illinois (the "Park District") and the Play for All Playground and Garden, an Illinois not for profit organization, 855 West Prairie Avenue, Wheaton, Illinois (Play for All"). The Park District and Play for All are sometimes referred to herein as Party or collectively as "Parties."

Recitals

- A. The Park District currently leases 36.4 acres of real estate from the DuPage County Forest Preserve District (the Forest Preserve District) pursuant to a lease between the Park District and the Forest Preserve District dated November 5, 2013 and amended in February 2019 (the "Lease"). The leased property is located immediately north of Warrenville Road and east of Naperville Road on property owned by the Forest Preserve District (the "Leased Premises"). A copy of the Lease and Amendment is attached hereto as **Exhibit A** and incorporated herein by this reference.
- B. Play for All was created to, among other things, raise funds to develop, construct and maintain recreational improvements, including a sensory garden and barrier free playground on the Leased Premises and otherwise raise funds for the promotion of recreational opportunities for disabled children.
- C. The Parties desire to collaborate on the financing, development and installation of two new pieces of playground equipment to be located on the Leased Premises to enhance the recreational opportunities for the community and the residents of the State of Illinois (the "Project"), in strict accordance with the terms and conditions of this Agreement.
- D. The playground equipment to be installed includes a Gravity Rail Track Loop from Miracle Equipment Supply and a GT Wave from Game Time. A graphic depiction of this equipment is provided as **Exhibit B**.
- E. The cost to purchase and install the equipment and related surfacing is estimated to be \$53,000 for the Gravity Rail Track Loop and \$102,000 for the GT Wave.

NOW, THEREFORE, for good and valuable consideration, the receipt and sufficiency of which is hereby acknowledged by the Park District and Play for All, the Parties do hereby agree as follows.

1. **FUNDING.** Play for All hereby agrees to pay or reimburse the Park District the sum of One Hundred Fifty-Five Thousand Dollars and no Cents (\$155,000), which amount constitutes the full cost of all materials required to construct the Project (the "Construction Fee"), according to the funding procedure outlined in Sections 1 and 2 of this Agreement. In exchange for its receipt of the Construction Fee from Play for All, and subject to and in accordance with the terms and conditions set forth in Sections 1 and 2 of this Agreement, the Park District agrees to coordinate, supervise and execute the purchase and installation of the equipment and shall not

use funds from Play for All for any other purpose. The Park District shall have no duty to commence construction of any Construction Phase until Play for All has remitted cash or bona fide pledges to the Park District in an amount equal to the budgeted cost for said Construction Phase.

2. REIMBURSEMENT OF CONSTRUCTION EXPENSES.

A. *Play for All Payments to the Park District.* Prior to execution of this Agreement, Play for All has solicited and received pledges and funds dedicated to construction of the Project. Play for All shall continue to secure donations and pledges as defined below to fund construction of the Project until it has received and transmitted to the Park District cash in an amount equal to the Construction Fee. Within fourteen (14) days of the Effective Date, Play for All shall remit to the Park District all of the funds it has received from donors for construction of the Project prior to execution of this Agreement. Play for All shall remit to the Park District all future donated funds dedicated to construction of the Project, within thirty (30) days of receipt of said donated funds. As Play for All receives each bona fide pledge of funds dedicated and restricted to construction of the Project ("Pledge"), Play for All shall cause its Treasurer to immediately notify the Park District President and Executive Director in writing of the Pledge, the Pledge amount, and the time of payment specified in the Pledge. A copy of the Pledge shall be forwarded to the Park District President and Executive Director with the Notice. The Park District shall determine in its sole discretion whether the Pledges sufficiently demonstrate a bona fide obligation of the party making the Pledge. If Play for All has not paid or reimbursed the Park District the full amount of the Construction Fee on or before December 31, 2021 due to a delay in Play For All's receipt of payment on a Pledge, Play for All shall contact the Park District and the Park District shall establish a revised reimbursement schedule. It is expressly understood and agreed by Play for All that the Park District may choose not to advance funds for the Improvements if, in the Park District's sole discretion, it finds that reimbursement from Play for All is uncertain or unlikely. In such event, the Parties agree to confer on alternative means of funding construction of the Improvements; provided that Play for All shall remain fully obligated to pay the Park District the full amount of the Construction Fee set forth above in Section 1.

B. *Park District's Initial Funding of Construction.* The Park District shall have no duty to commence construction of any Construction Phase of the Project unless and until it has received cash or Pledges from Play for All in an amount equal to the budgeted cost of said Construction Phase. The Park District may, however, in its sole discretion, advance some or all of the costs of construction of the Project from its funds ("Park District Funds") in an amount not to exceed the amount of Pledges that have been reported and submitted to the Park District by Play for All.

C. *Record Keeping.* Play for All shall maintain complete and accurate records of all: (i) donations received for construction of the Project; (ii) payments to the Park District for construction of the Project; (iii) Pledges received for construction of the Project. Play for All shall submit to the Park District a written report on the first day of each month that this Agreement is in effect, identifying the cash and Pledges received to date and for the month of the report, by source and date, and the amounts paid to the Park District to date and for the month of the report. The Park District shall keep complete records of all costs and expenses

associated with and paid by the Park District for the construction of the Improvements and shall provide Play for All a monthly account of same.

3. **NEW CONSTRUCTION/MAINTENANCE OF IMPROVEMENTS.** Upon completion of the Project construction, the Park District shall perform all routine operating inspection repair and maintenance of the Project at its sole cost and expense. Play for All shall fund any new additions, upgrades, expansions beyond the scope of the existing Project following the same process as outlined in Sections 1 and 2 above or as otherwise agreed to by the Parties. Play for All shall also fund all future capital repair, replacement and improvements in excess of \$5,000. The Park District will provide Play for All with a quarterly report of the expenses associated with and paid by the Park District for the same.

4. **DURATION; TERMINATION.** This Agreement shall commence upon the Effective Date and shall expire upon the earlier of: (i) Park District's receipt of payment in full of the Construction Fee from Play for All; (ii) notice of default to the defaulting Party for a violation or breach of the terms and conditions of this Agreement and continuation of such violation or breach for a period of ten (10) days after notice thereof is given by the non-defaulting Party to the defaulting Party (provided that if the nature of the breach is such that it cannot be cured within said ten (10) day period, the defaulting Party shall be deemed to have cured same upon completion of the corrective action if within said ten (10) day period, it commences and diligently pursues such cure and thereafter completes same within such time as is reasonable under the circumstances); and (iii) by the Park District upon one hundred eighty (180) days prior written notice to Play for All.

In the event of termination or expiration of this Agreement for any reason, all right, title and interest to any Improvements shall vest in the Park District and Play for All shall not be entitled to any reimbursement of the Construction Fee. In the event the Park District uses any fees paid to the Park District from Play for All pursuant to this Agreement for any purpose other than the construction of the Improvements or maintenance of the same, then the Park District shall, after notice from Play for All, immediately reimburse Play for All for fees utilized for other purposes.

5. **OWNERSHIP OF IMPROVEMENTS.** The Park District shall at all times retain sole legal title to the Improvements, and upon request by Park District, Play for All shall convey, transfer, and quitclaim all of its rights, title and interest to the Improvements.

6. **NO WAIVER.** The waiver by Park District of any breach or default under any provisions of this Agreement shall not be deemed to constitute a waiver of such provision for any subsequent breach or default of the same or any other provision. The acceptance of any payment by Park District shall not be deemed to constitute a waiver of any prior occurring breach or default by Vendor of any provision of this Agreement regardless of the knowledge of Park District of such breach or default at the time of its acceptance of such payment.

7. **PLAY FOR ALL INSURANCE.** Play for All shall obtain and maintain Officers and Directors Liability Insurance coverage and/or fidelity bonds to protect against any wrongful acts by Play for All's officers directors, employees and volunteers. Such insurance shall include coverage for any losses incurred due to a fraudulent act or breach of fiduciary duty by an officer,

director, employee or volunteer. In lieu of insurance, Play for All may procure a bond or bonds guaranteeing payment of any losses arising from such wrongful acts. The terms and conditions of all insurance coverages and bonds required by this section shall be subject to the Park District's prior written approval. Play for All shall provide for 30 days' written notice to the Park District prior to the cancellation or material change of any insurance or bond referred to therein. Written notice to the Park District shall be by certified mail, return receipt requested.

8. NO THIRD PARTY BENEFICIARY. This Agreement is entered into solely for the benefit of the Park District and Play for All, nothing in this Agreement is intended, either expressly or impliedly, to provide any right or benefit of any kind whatsoever to any person or entity who is not a Party to this Agreement.

9. ENTIRE AGREEMENT / MODIFICATION/ AGREEMENT CONSTRUCTION/ NON-ASSIGNMENT. This Agreement is the entire understanding and agreement of the Parties with respect to the subject matter herein contained, and supersedes all prior and contemporaneous agreements with respect to said subject matter, oral or written. This Agreement may be modified only in writing signed by both Parties. The rule of contract law that any ambiguity in an agreement shall be construed against the party drafting the Agreement shall not be applicable to construction of this Agreement, as the Parties acknowledge they have been represented by counsel in regard to the negotiation and finalizing of this Agreement. This Agreement is non-assignable in whole or in part by Play for All, and any assignment shall be void without the prior written consent of Park District.

10. GOVERNING LAW. This Agreement shall be governed by and its provisions construed in accordance with the laws of the State of Illinois.

11. SEVERABILITY. A final determination by a court of competent jurisdiction that any provision of this Agreement is invalid shall not affect the validity of any other provision, and any provision so determined to be invalid shall, to the extent possible, be construed to accomplish its intended effect.

12. NOTICE. Any notice required or permitted to be given pursuant to this Agreement shall be given to the following addresses (notice to be deemed given when personally delivered or three days after being sent registered or certified mail, return receipt requested) or to such other or further addresses as the Parties may hereafter designate by like notice similarly sent:

If to Park District:

Wheaton Park District
102 E. Wesley Street
Wheaton, IL 60067
Attn: Executive Director

With a copy to:

Tressler LLP

233 South Wacker Drive, 61st Floor
Chicago, IL 60606
Attn: Andrew S. Paine | Partner

If to Play for All:

Play For All Playground and Garden Foundation
Attn: President
855 W. Prairie Avenue
Wheaton, Illinois 60187

13. COSTS. Play for All shall pay fifty percent (50%) of all of the Park District's costs associated with the preparation of this Agreement including, but not limited to, any and all legal fees in connection with consultation regarding and drafting of the Agreement.

14. NO WAIVER OF TORT IMMUNITY. Nothing contained herein shall constitute a waiver by the Park District of any right, privilege or defense which it has under statutory or common law, including but not limited to the Illinois Governmental and Governmental Employees Tort Immunity Act, 745 ILCS 10/1-101 *et seq.*

15. COMPLIANCE WITH LAWS. The Parties shall comply with all applicable with all applicable federal, state and local laws, rules and regulations.

16. HEADINGS. The headings herein contained are for convenience and reference only and are not intended to limit the scope of any section.

IN WITNESS WHEREOF, the Parties hereto have executed this Agreement as of the Effective Date.

PARK DISTRICT:
Wheaton Park District

By: _____
President

ATTEST:

By: _____
Vice President

PLAY FOR ALL

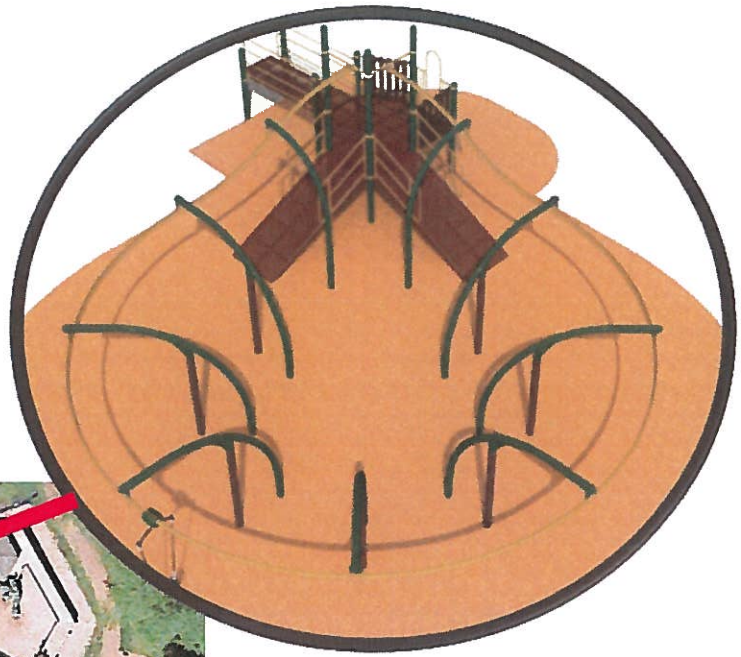

Play for All Playground and Garden

By: _____
President

ATTEST:

By: _____
Vice President

Exhibit B



Gravity Rail Track Loop



GT Wave

EXHIBIT A
[Park District- Forest Preserve District Lease & Amendment]

**FIRST AMENDMENT TO LEASE AGREEMENT BETWEEN THE FOREST PRESERVE DISTRICT
OF DUPAGE COUNTY AND THE WHEATON PARK DISTRICT FOR
THE LEASE OF A PORTION OF THE LUCENT EAST PARCEL**

This First Amendment ("Amendment") is made and entered into this 19 day of February, 2019, by and between the Forest Preserve District of DuPage County, a body politic and corporate ("District") and the Wheaton Park District, an Illinois park district and unit of local government ("Park District"), and amends, in certain respects, that certain Lease Agreement Between the Forest Preserve District of DuPage County and the Wheaton Park District for the Lease of a Portion of the Lucent East Parcel entered into on November 5, 2013 ("Agreement"). Capitalized terms used but not otherwise defined herein shall have the meanings ascribed to them in the Agreement.

RECITALS

WHEREAS, District and Park District are parties to an Agreement regarding the lease of certain portions of District property commonly referred to as the Lucent East Parcel; and

WHEREAS, District and Park District wish to amend the Agreement to expand the Park District's ability to sublease or sublicense all or portions of the Leased Premises to third-parties; and

WHEREAS, District and Park District have determined that it is in their respective best interests to amend the Agreement on the terms and subject to the conditions set forth below.

NOW, THEREFORE, in consideration of the foregoing and for other good and valuable consideration, the receipt and sufficiency of which is hereby acknowledged, and intending to be legally bound hereby, the parties agree to the following:

1. Incorporation of Recitals. The foregoing recitals are incorporated herein by reference as though fully set forth in this Section 1.

2. Transfers or Sub-leases. The first two sentences of Section 3.06 of the Agreement, entitled "Transfers or Sub-leases" are stricken and replaced with the following (note, new text is underlined for ease of reference):

The Wheaton Park District shall have the right to sub-lease or sub-license (hereinafter "sub-lease", and where appropriate "sub-leasee") all or a portion of the Leased Premises to third-parties pursuant to the Wheaton Park District's Outdoor Athletic Area Policy, a copy of which is attached hereto and incorporated herein and made a part hereof as Exhibit C. The Wheaton Park District shall also have the right to sub-lease or sub-license all or a portion of the Leased Premises to third-party groups for special events and activities that are not athletic in nature, but which fall within and are governed by the terms, conditions, and limitations set forth in the Wheaton Park District's General Use Ordinance, a copy of which is attached hereto and incorporated herein and made a part hereof as Exhibit D. All sub-leases or sub-licenses shall be in writing and shall state that in addition to the Wheaton Park District's Outdoor Athletic Area Policy and the Wheaton Park District's General Use Ordinance, the third-party's

use of the Leased Premises shall be subject to all rules, regulations and ordinances of the Forest Preserve District of DuPage County.

3. Exhibit D. The Agreement shall be further amended by adding the Wheaton Park District General Use Ordinance as Exhibit D.

4. Counterparts. This Amendment may be executed in counterparts, each of which shall be an original but all of which taken together shall constitute but one and the same instrument. In the event any signature is delivered by facsimile or by e-mail delivery of a scanned .pdf file, such signature shall create a valid and binding obligation of the party with the same force and effect as if the facsimile or scanned .pdf signature page were an original thereof.

5. Entire Agreement; Modification. All other terms and conditions contained in the Agreement remain unchanged. The Agreement and this Amendment contain all of the terms and conditions agreed on by the parties with respect to the subject matter hereof, and no other alleged communications or agreements between the parties, written or otherwise, shall vary the terms hereof. Any modification of the Agreement or this Amendment must be in writing and signed by all parties.

IN WITNESS WHEREOF, the parties have executed this Amendment as of the date set forth below.

**FOREST RESERVE DISTRICT
OF DUPAGE COUNTY**

By: Don Hall
Its: President
Attest: Janita A. Halakaj
Its: Secretary
Date: February 19, 2019

WHEATON PARK DISTRICT

By: [Signature]
Its: Executive Director
Attest: _____
Its: _____
Date: March 7, 2019

**A LEASE AGREEMENT BETWEEN THE FOREST PRESERVE DISTRICT OF
DUPAGE COUNTY AND THE WHEATON PARK DISTRICT FOR THE LEASE OF A
PORTION OF THE LUCENT EAST PARCEL.**

THIS LEASE AGREEMENT is made and entered into by and between the Forest Preserve District of DuPage County, a body politic and corporate (hereinafter the "District"), and the Wheaton Park District, an Illinois park district and unit of local government (hereinafter "Park District").

WITNESSETH:

WHEREAS, the District owns approximately 52 acres of property which is part of the Danada Forest Preserve, and commonly known as the Lucent East Parcel, which contains natural and recreational areas consisting of two softball fields, a 1.5 mile fitness trail with eight exercise stations and signs, one soccer field and two sand volleyball pits; and

WHEREAS, on April 9, 2008 the parties entered into a Lease entitled "A Lease Agreement Between the Forest Preserve District of DuPage County and the Wheaton Park District" (Ordinance 08-077 the "Lease") for the lease of a 37-acre portion of the Lucent East Parcel containing improvements; and

WHEREAS, since the approval of the Lease a new 80 car asphalt parking lot has been constructed on the leased premises which can be used to provide adequate parking for the Park District's use thereof, so that the Park District is no longer required to access certain off-site parking specified in the Lease to serve its uses of the leased premises; and

WHEREAS, the Parking Easement Agreement which provided the Park District with off-site parking under the Lease for the Park District's use of the leased premises has been terminated by a Declaration of Extinguishment and Release of Easement recorded February 14, 2012, as document R-020024; and

WHEREAS, the Wheaton Park District has requested that it be allowed to sublease the leased premises to third parties; and

WHEREAS, the Wheaton Park District has requested authority to construct and maintain certain additional recreational improvements on the leased premises pursuant to a new improvement plan referred to below; and

WHEREAS, the District and the Park District are municipalities as defined in Section 1(c) of the Local Government Property Transfer Act, 50 ILCS 605/1(c) (hereinafter the "Transfer Act"); and

WHEREAS, Section 3.1 of the Transfer Act authorizes a municipality, upon two-thirds vote of the corporate authorities then holding office, to lease its real property or any portion thereof to another municipality for such uses and upon such terms and conditions as may be agreed to by corporate authorities of the respective municipalities; and

WHEREAS, in accordance with Section 2 of the Transfer Act, the Park District has passed or will pass an ordinance declaring that it is necessary and convenient to use the property hereinafter described for Park District purposes; and

WHEREAS, the District's Board of Commissioners has determined that it is reasonable, necessary and in the public interest and welfare to lease a portion of the Lucent East Parcel to the Park District, subject to the terms and conditions set forth herein; and

WHEREAS, the parties are also authorized to enter into this Agreement under the authority conferred by article VII, Section 10 of the Illinois Constitution of 1970 and the Transfer Act; and

WHEREAS, the District's Board of Commissioners and the Wheaton Park District have determined that it is more efficient to rescind the Lease (Ordinance No. 08-077) and replace it with this new lease.

WHEREAS, a new lease was approved by the District's Board of Commissioners on an agreement titled "A Lease Agreement Between The Forest Preserve District Of DuPage County And The Wheaton Park District For The Lease Of A Portion Of The Lucent East Parcel," dated September 3, 2013, and that lease was subsequently tabled by the Wheaton Park District for revisions; and

WHEREAS, the District's Board of Commissioners has determined that the revisions are reasonable, necessary and in the public interest and welfare; and

NOW, THEREFORE, in consideration of the promises, terms and conditions set forth herein, the parties agree as follows:

1.00 INCORPORATION OF PREAMBLES

1.01 Incorporation of Preambles: The preambles set forth above are incorporated herein and made a part hereof.

2.00 LEASE RESCINDED

That the lease between the Forest Preserve District of DuPage County and the Wheaton Park District dated April 9, 2008 is hereby rescinded in its entirety and replaced with this new lease except those provisions of the Lease dated April 9, 2008 requiring the Park District to defend, indemnify and hold harmless the District, shall survive for casualties occurring within the prior leases' term.

3.00 LEASE GRANTED

3.01 Lease Granted: The District hereby grants the Park District a lease to enter upon, use, develop and maintain the property described in Section 3.02 (said property hereinafter referred to as the "Lease Premises") for recreational, educational and conservation purposes but as limited in this Agreement. As part of this Lease the Wheaton Park District shall have the right and duty to use and maintain at its sole cost and expense the new eighty (80) car parking lot as part of the Leased Premises. The Wheaton Park District shall further have the right at its sole cost and expense to improve the Leased Premises in strict conformance with the plan entitled "Lucent Proposed Improvements" dated March 2011, a copy of which is attached hereto and incorporated herein as if fully set forth as Exhibit B. The Lease Premises shall not be used for any other purpose as stated in this section, unless prior written approval is obtained from the District's Board of Commissioners under a lawfully approved amendment to this Agreement.

3.02 Lease Premises: The Lease Premises shall consist of approximately 36.4 acres generally depicted in Exhibit "A" dated March 4, 2013, attached hereto and incorporated herein, which Exhibit A also contains a legal description, common address and property index number of the entire Lucent East Parcel, of which the Lease Premises are a part.

3.03 Condition of the Lease Premises: The Park District acknowledges that it has inspected the Lease Premises, that it knows the condition thereof, and that it accepts the same in "AS IS" condition. The Park District further acknowledges that the District has made no representations or warranties concerning the condition of the Lease Premises. The Park District shall be solely responsible for making such repairs and improvements to the Lease Premises as may be necessary for its intended use as described in Section 3.01 and for taking such action as may be required to ensure that the Lease Premises and improvements located or constructed thereon fully comply with all applicable federal, state and local laws, rules and regulations, including, but not limited to, the Americans with Disabilities Act of 1990. The Park District shall also maintain the Lease Premises and improvements in a good, clean and safe state of repair and shall promptly correct or repair any condition which endangers the safety or welfare of any person working or entering upon the property. The parties agree that the District shall have no obligation of any kind concerning the condition or safety of the Lease Premises or the maintenance or repair thereof.

3.04 Lease Term: This Agreement shall be for a term of 25 years commencing as of the approval of this Agreement and ending on June 30, 2038. The Park District may, subject to the written approval of the District, renew this Agreement for an additional 25-year term, provided that a written notice requesting renewal is served on the District's Executive Director at least 120 days prior to the expiration of the original term

3.05 Payment: In consideration of the rights granted to the Park District under this Agreement, the Park District shall pay the District the sum of \$9,380.67 on or before June 15, 2014 for the period through June 30, 2015. For each subsequent year, the lease payment shall be based on the prior year's payment increased by the Chicago Region CPIU (CPIU-CHI) computed by the Bureau of Labor Statistics, United States Department of Labor. If the CPIU-CHI for a prior twelve month period remains flat or decreases the amount of the rent shall remain the same as that due in the previous twelve months. The District shall bill the Park District on or before May 1st for each subsequent year, and the payment will be due on or before June 15th, it being understood and acknowledged between the parties that the Park District's commitment to assume all responsibility for the Lease Premises, including, but not limited to, all maintenance, repairs and improvements, serves as additional compensation to the District. No portion of the aforementioned sum shall be refunded to the Park District in the event this Agreement is terminated as provided for in Section 11.00.

3.06 Transfers or Sub-leases: The Wheaton Park District shall have the right to sub-lease or sub-license (hereinafter "sub-lease", and where appropriate "sub-leasee") all or a portion of the Leased Premises to third-parties pursuant to the Wheaton Park District's Outdoor Athletic Area Policy, a copy of which is attached hereto and incorporated herein and made a part hereof as Exhibit C. All sub-leases or sub-licenses shall be in writing and shall state that in addition to the Wheaton Park District's Outdoor Athletic Area Policy the third-party's use of the Leased Premises shall be subject to all rules, regulations and ordinances of the Forest Preserve District of DuPage County., Prior to the commencement of any sub-lease or sub-license using any portion of the Leased Premises the Wheaton Park District shall:

(i) provide the Forest Preserve District of DuPage County with a copy of the sub-lease and other pertinent information such as the third-party's contact person, phone number and address;

(ii) provide the Forest Preserve District of DuPage County with evidence of insurance from the sub-leasee as provided below.

(iii) all insurance for sub-leases shall be issued by a company licensed to do business in the State of Illinois and approved by the Forest Preserve District of DuPage County. The insurance

shall be commercial general liability insurance with "occurrence" based coverage protecting the sub-leasee on the Leased Premises against all liability claims which may arise during the course of using the Leased Premises. The limits of liability shall not be less than One Million Dollars (\$1,000,000.00) each occurrence/bodily injury/property damage combined single limit and Three Million (\$3,000,000.00) aggregate bodily injury/property damage combined limit. The policy of commercial general liability insurance shall include an endorsement naming the Forest Preserve District of DuPage County and the Wheaton Park District as additional insureds. The Wheaton Park District shall continue to provide the Forest Preserve District of DuPage County with renewals of such insurance coverage during the term of the sub-lease. All such policies shall be primary and not require contribution from the Forest Preserve District's insurance.

The sub-lease shall further provide that there are no intended third-party beneficiaries in the sub-lease between the sub-leasee and the Wheaton Park District, except the Forest Preserve District of DuPage County, and further that the Leased Premises shall remain subject to all statutory and common law immunities provided to the Forest Preserve District of DuPage County and the Wheaton Park District. The sub-lease shall;

- (i) require the sub-leasee to provide the insurance as provided above;
- (ii) provide that the Forest Preserve District of DuPage County is intended as a third-party beneficiary of the sublease's insurance obligation;
- (iii) require the sub-leasee to defend, hold harmless and indemnify the Wheaton Park District and the Forest Preserve District of DuPage County to the same extent required by paragraph 7.01 of this Lease and shall further provide that the Forest Preserve District of DuPage County is a third-party beneficiary of the sub-leasee's indemnification obligation.

No sub-lease shall be longer than a period of twenty-four (24) months except that said sub-lease may provide for renewal upon termination. The sub-lease shall contain a provision which entitles the Forest Preserve District of DuPage County to terminate the sub-lease if it determines in its sole discretion that the sub-leasee is operating the property in a manner inconsistent with this Lease or the rules, regulations and ordinances of the Forest Preserve District of DuPage County. The sub-lease shall provide that the Forest Preserve District is a third-party beneficiary of this termination provision of the Wheaton Park District's sub-lease with the sub-leasee.

3.07 Assignments: Except as qualified above the Wheaton Park District shall not transfer or assign this lease to any third-party without the consent of the Board of Commissions of the Forest Preserve District of DuPage County.

4.00 PARK DISTRICT RIGHTS

4.01 Lucent Improvements: The Park District shall be solely responsible for performing all restoration, maintenance, repairs, improvements and other work to the Lease Premises, existing and constructed in the future, (hereinafter collectively referred to as the "Improvements") that are constructed for the use and operation of the property as specified in Section 3.01; all at no cost to the District. In accordance herewith, the Park District has prepared a plan setting forth the Improvements proposed for the Lease Premises, some of which Improvements, including the larger ball fields, have already been completed. Said plan, entitled "Lucent Proposed Improvements" plan, dated March 2011, is attached hereto and incorporated herein as Exhibit B. Any improvements to the Lease Premises not provided for in the Lucent Proposed Improvements plan shall be subject to the provisions of Section 4.02. This Agreement shall constitute approval of the proposed Lucent Improvements as described in Exhibit B. The Park District shall not be entitled to any reimbursement for the value of any Improvements made to the Lease Premises pursuant to the Lucent Proposed Improvements plan, and upon the termination or expiration of this Agreement, all rights, title and interest to the Improvements or grounds shall vest in the District.

4.02 Additional Improvements to the Lease Premises: In addition to the Improvements as specified in the Lucent Proposed Improvements plan, the Park District may, at its expense, make or construct or cause to be constructed additions or alterations to the Lease Premises, such additions, alterations, changes and improvements hereinafter collectively referred to as the "Additional Improvements." The construction or installation of any Additional Improvements shall require the prior written approval of the District's Executive Director when the estimated cost thereof is less than \$10,000. The construction or installation of any Additional Improvements shall require the prior written approval of the District's Board of

Commissioners when the estimated cost thereof is \$10,000 or more. Approval of additional improvements when the estimated cost thereof is \$10,000 or more shall be in the absolute discretion of the Forest Preserve District of DuPage County's Board of Commissioners. As used herein, Additional Improvements means (a) any structural alteration of the Lease Premises; (b) the permanent attachment or installation of any item or article to the structures or grounds of the Lease Premises, or (c) the attachment or installation of any item or article to the structures or grounds in a manner which would result in damage to the structures or grounds upon the removal of the item or article. Upon the termination or expiration of this Agreement, all right, title and interest to any Additional Improvements constructed or installed by the Park District to the structures or grounds shall vest in the District, and the Park District shall not be entitled to any reimbursement therefor.

4.03 Admission Fees: The Park District may charge admission or service fees for its programs and for other functions held on the Lease Premises. In connection therewith, the Park District may charge "non-resident" rates in accordance with its customary practice involving other Park District programs and activities. The fees charged by the Park District shall remain the Park Districts.

4.04 Signs: The Park District may erect appropriate signs on the Lease Premises necessary for the operation of the Lease Premises, provided prior written approval therefor is obtained from the District's Executive Director. The Park District shall pay the costs related to the erection and maintenance of any such sign. The District, after consultation with the Park District, may also erect such signs on the Lease Premises as the District deems necessary for the operation of the areas adjacent to the Lease Premises. All signs shall be maintained by the party who erected or caused to be erected each sign. The District reserves the right, after timely notification, to remove any sign erected by the Park District which contains information that is out of date or is unsightly in appearance. All entrance signs installed by the Park District shall identify the District as the owner of the property and the cooperative arrangement involving the leasing of the Lease Premises.

4.05 Alarm System: The Park District may, at its expense, install and maintain systems designed for the purpose of protecting any Improvements or Additional Improvements on the Lease Premises from fire, theft, and burglary. Expenses for maintaining or repairing the alarm system and equipment, or any false alarm charges related thereto, shall be paid by the Park District.

4.06 Water: The Park District may utilize District fire hydrants located within the Danada Forest Preserve in conformance with the terms and conditions of this section. Park District shall coordinate the water utilization with the Director of Land Management. Prior to utilizing any water from District fire hydrants the Park District shall secure from the City of Wheaton Water Division any and all permits and water metering devices with backflow preventers necessary to properly take and meter from the hydrants. Park District shall further comply with any additional fire hydrants practices or procedures required by the City of Wheaton. Park District shall be responsible for reporting the metered water to the City of Wheaton so that the Park District will be directly billed for the utilization of the water. The District shall not be responsible for any fees accrued by or related to water or the cost of complying with the City of Wheaton's water regulations in utilizing water from District fire hydrants.

The Park District accepts the District's fire hydrants, adjacent areas, and egress and ingress and to the fire hydrants in "as is" condition. In this respect the Park District shall defend, indemnify and hold harmless the Forest Preserve District of DuPage County, including but not limited to its officers, directors, elected and appointed officials, employees, agents, servants and assigns from any and all claims, injuries, damage, and costs arising out of or in connection with any operations under this section, whether such operation is by Park District employees or by any contractor, either in contract with the Park District directly or indirectly to perform services authorized under this section. The Park District further waives any and all subrogation claims against the District which may be brought by the Park District workman's compensation carrier or health insurance in consequence of injuries to its employees coming to and from the fire hydrants, or while using the fire hydrants to take water. The Park District shall require contractors of the District utilizing the District's fire hydrants for the

purpose set forth in this section to comply with all the terms and conditions of this section. Any contractor hired by the Park District to take water from the District pursuant to this section shall sign a defense and indemnification provision identical to the provisions in this section for the benefit of the District and further waiving any subrogation rights it may in consequence of workman's compensation or health insurance, injuries occurring in the utilization of the District's fire hydrants. The Park District shall report any damage or malfunction of a District fire hydrant to the District's Director of Land Management promptly upon discovery.

4.07 Grants: The Park District shall notify the District in writing before applying for any grant pertaining to the Lease Premises and shall provide the District with such information as may be necessary for the District to independently determine how the grant will affect the District. All grants are subject to final approval by the District.

5.00 PARK DISTRICT RESPONSIBILITIES

5.01 Schedule of Hours: The Park District shall provide the District with an annual schedule of the Park District's normal operation hours for the Lease Premises and of any special events that are to be held on the property which are outside the normal operation hours. The Park District shall provide written notice of any changes in the aforementioned schedule. Other than security lighting all sport field, parking area and playground lighting shall be extinguished no later than Thirty (30) minutes after completion of activities on the sport fields. The number and location of security lighting shall be subject to the reasonable of the District's Chief Law Enforcement Officer.

5.02 Compliance with Laws: In operating the Lease Premises for the purpose specified herein, the Park District shall comply with all applicable federal, state and local laws, rules and regulations, and with all District ordinances, rules and regulations now in force or hereafter enacted, provided that any future amendments by the District do not interfere with the rights granted to the Park District under this Lease. The Park District shall obtain from the appropriate regulatory authority all necessary permits or licenses prior to the beginning the operation of the

Lease Premises, the performance of any work described in Sections 4.01 and 4.02. Upon request, the Park District shall provide copies of all applicable permits to the District. The District shall cooperate with the Park District as necessary to obtain any such required permits.

5.03 Disorderly Persons: The Park District shall not knowingly allow any disorderly person to remain on the Lease Premises and, upon discovery of any such disorderly person on the Leased Premises, shall promptly notify the Forest Preserve Police to assist in the removal of disorderly persons if necessary.

5.04 Illegal Activities: The Park District shall not knowingly permit any illegal activity to be conducted upon the Lease Premises. The Park District shall not be responsible to police the Leased Premises but shall have the duty to report to the District any known illegal activities on the Lease Premises.

5.05 Maintenance and Repairs: The Park District shall be responsible for maintaining the Lease Premises in a clean, safe and sanitary condition and for performing all maintenance and repairs, including, but not limited to, all structural repairs and maintenance including the trails and parking areas. The Park District shall not permit any debris, refuse, offensive matter, or any material or substance constituting a health or fire hazard to remain or accumulate on the Lease Premises. In addition, the Park District shall perform all maintenance of the grounds, including, but not limited to, mowing, weeding, fertilizing, aeration, seeding, trimming of shrubs and trees, and watering of turf, trees and shrubs. Installation and replacement of any planted materials shall be subject to the approval of the Forest Preserve District of DuPage County's Executive Director. All chemicals and fertilizers proposed to be applied shall be approved by the District prior to application, and all necessary precautions need to be in place to assure that the chemicals and fertilizers do not migrate off the Lease Premises.

5.06 Utility and Service Charges: The Park District shall be responsible for providing and paying for all utility services related to the Improvements and Additional Improvements to the

Lease Premises, including charges for gas, water, electric, sewer, septic systems and refuse removal. All utility and telephone service shall be in the Park District's name. The Park District waives any and all claims against the District for compensation for loss or damage caused by any defect, deficiency or impairment in any utility, water supply, drainage, waste, well, septic system, heating or gas system, or in any electrical apparatus or wire now serving or included as an Improvement or Additional Improvement on the Lease Premises.

5.07 Safety: The Park District shall be solely responsible for the safety of all persons working on or utilizing the Lease Premises and for ensuring that the Lease Premises is maintained at all times in a reasonably safe condition. In this regard, the Park District shall promptly correct any unsafe condition or practice existing on the Lease Premises and shall make reasonable efforts to obtain emergency medical care for any person requiring such care as a result of illness or injury occurring on the Lease Premises. The Park District shall also fully cooperate with the District in the investigation of any illness, injury or death occurring on the Lease Premises, including providing a prompt written report thereof to the District's Executive Director.

5.08 Habitation: The Lease Premises shall not be used at any time for human habitation.

5.09 Damage to Improvements: Subject to the provisions of Section 8.01, in the event any of the current structures, Improvements or Additional Improvements constructed or installed by the Park District on the Lease Premises are damaged or destroyed, in whole or in part, from any cause, the Park District shall be solely responsible at its cost and expense for all necessary repairs and restoration as well as the permitting therefore.

5.10 Construction Activity: The Park District shall notify the District prior to commencing any construction activity on the Lease Premises. During the construction of the Improvements and Additional Improvements authorized under Sections 4.01 and 4.02, all construction activity shall be confined within the boundaries of the Lease Premises, including, but not limited to, the movement and storage of equipment and

materials. All surplus excavated materials and other debris resulting from the work shall be legally disposed of off of District property. No construction personnel shall be permitted outside the Lease Premises while engaged in construction activities. In the event the Park District, its employees or agents, or any contractor or subcontractor engaged to perform work on the Lease Premises causes any damage to trees, shrubs, or other vegetation or landscaping or any improvements lying outside the Lease Premises and owned by the District, the Park District shall pay the reasonable cost of replacement in the case of trees, shrubs or other vegetation, and in the case of landscaping or improvements, shall pay the reasonable cost of restoration and repair. Said costs shall be calculated at current replacement costs as determined by the District for all materials, labor and incidentals necessary for a complete restoration and repair. In addition to paying for the reasonable cost of restoration and repair, the Park District shall pay an additional 15% charge for administrative and supervision expenses.

5.11 Archaeological and Threatened Species Studies: Prior to beginning any construction on the Lease Premises, with the assistance of the District, the Park District shall perform, at its cost and expense, an archaeological study of the property as required under the Archaeological and Paleontological Resources Protection Act. 20 II CS 3435/.01 et seq. Additionally, the Park District shall be responsible for submitting the required threatened and endangered species report to the Illinois Department of Natural Resources.

5.12 Law Enforcement: The District shall be responsible for all law enforcement activities on the Lease Premises. Any criminal activity occurring on the Lease Premises shall be promptly reported to the District's Law Enforcement Department.

6.00 DISTRICT RIGHTS

6.01 Right of Entry: The District may enter upon the Lease Premises at any and all reasonable times for the purpose of determining whether the Park District is complying with the terms and conditions of this Agreement, and for any other purpose incidental to the rights of the District under this Agreement or any other purpose authorized in the Downstate Forest Preserve

Act 70 ILCS 805/0.001 et seq.

6.02 **Trails and Easements:** The District reserves the right to establish trails on the Lease Premises and to grant or utilize easements, licenses or rights-of-way over, under, along and across the Lease Premises for utilities or for access to any portion of the Lucent East Parcel, provided that the District shall exercise such rights in a manner which will not materially interfere with the Park District's use or operation of the Lease Premises for its intended purposes.

7.00 HOLD HARMLESS AND INDEMNIFICATION

7.01 **Hold Harmless and Indemnification by the Park District:**

(a) The Park District shall defend, hold harmless, and indemnify the District and all of its officers, agents, employees and elected officials from any loss, damage, demand, liability, cause of action, fines, judgment or settlement, together with all costs and expenses related thereto (including reasonable expert witness and attorney fees), that may be incurred by the District as a result of bodily injury, death or property damage or as a result of any other claim or suit of any nature whatsoever arising from or in any manner connected with, directly or indirectly, to the extent resulting from the negligent or intentional acts or omissions of the Park District pertaining to the use of the Lease Premises, or to the extent resulting from the negligent or intentional acts or omissions of any independent contractor that is engaged by Park District to perform work on the Lease Premises. The Park District shall require all such contractors or subcontractors to agree to defend, hold harmless and indemnify the District to the same extent required of the Park District under this paragraph. Each contract between the Park District and an independent contractor engaged to perform work on the Lease Premises shall provide that the District is intended as third-party beneficiary of the indemnification obligation required of the contractor under this paragraph. The provisions in this paragraph shall survive the expiration or termination of this Agreement.

(b) Nothing contained in Section 7.01 shall be deemed to constitute a reduction or waiver of any privilege or immunity now or at any time in the future available to either the Park District or the

District, whether by statute, common law or otherwise all such privileges and immunities being fully reserved by both Parties.

7.02 Independent Contractor Insurance and Indemnification: If any work not involving an emergency or routine maintenance is performed by an independent contractor on the Lease Premises, the Park District shall, prior to letting, the work for bid or prior to the commencement of such work, whichever is earlier, notify the District in writing of the nature of the work and obtain from the independent contractor such insurance coverages and indemnification as the District deems reasonably necessary for its protection. Certificates establishing proof of all such insurance shall be submitted to the Forest Preserve District prior to the contractor commencing work.

8.00 DESTRUCTION OF THE LEASE PREMISES

8.01 Election by the Park District: If one or more of the current structures, Improvements or Additional Improvements on the Lease Premises are totally or partially destroyed by fire, earthquake, flood, storms, war, insurrection, riot, public disorder or any other cause or casualty so as to prevent the Park District from utilizing the Lease Premises for the purposes specified in Section 3.01, the Park District may, at its option, terminate this Agreement. If a structure or improvement is totally or partially destroyed and the Park District elects to terminate this Agreement the Park District shall continue to have the duty to complete the demolition and remove all debris from the Lease Premises at its sole cost and expense. If the Park District desires to restore the structures or buildings, this Agreement shall continue in full force and effect. The District shall not be responsible for any demolition, restoration or repair costs whatsoever resulting from the total or partial destruction of any of the structure or buildings.

9.00 INSURANCE

9.01 General Requirements: Except as may be waived or reduced by the District's Executive Director, in writing, the Park District and each independent contractor engaged to perform work on the Lease Premises shall purchase and maintain during this Agreement insurance coverage which will satisfactorily insure the Park District, the contractor and, where appropriate, the District against

claims and liabilities which may arise out of the use of the Lease Premises. Such insurance shall be issued by companies licensed to do business in the State of Illinois and approved by the District. All Park District policies and independent contractor insurance shall be considered primary and shall not require contribution from the District's insurance coverage. All insurance companies providing coverage pursuant to this Section 9 shall have a Best's rating of AM/X or better. The insurance coverage shall include the following:

- (A) Worker's compensation insurance with limits as required by the applicable workers' compensation statutes. The employer's liability coverage under the workers' compensation policy shall have limits of not less than \$500,000 each accident/injury; \$500,000 each employee/disease; \$500,000 policy limit.
- (B) Commercial general liability insurance with "occurrence" based coverage protecting the Park District against any and all public liability claims which may arise in the course of using the Lease Premises. The limits of liability shall be not less than \$5,000,000 each occurrence bodily injury/property damage combined single limit and \$5,000,000 aggregate bodily injury/property damage combined single limit. The policy of commercial general liability insurance shall include contractual liability coverage and an endorsement naming the District, as additional insureds. The Park District agrees that Lucent Technologies, Inc., is intended as a third-party beneficiary of the commercial general liability insurance to be provided by the Park District under this Subsection.
- (C) Commercial automobile liability insurance covering The Park District's owned, non-owned and leased vehicles which protects the Park District against automobile liability claims whether on or off the District's premises with coverage limits of not less than \$1,000,000 per accident bodily injury/property damage combined single.
- (D) Umbrella or Excess liability insurance providing "occurrence" based coverage with limits of not less than \$1,000,000 each occurrence bodily injury/property damage combined single limit and \$1,000,000 aggregate bodily injury/property damage combined single limit. The Umbrella or Excess coverage shall apply in excess of the limits stated in subparagraphs (B) and (C) above, and shall either include an endorsement naming the District as an additional or provide "following form" coverage.

Notwithstanding anything to the contrary, the Park District's membership in a government risk management pool that provides coverage equal to or greater than the coverages and policy limits required under this paragraph shall be deemed to satisfy Licensee's insurance obligation as specified herein, provided the Park District furnishes the District with satisfactory written evidence of its membership in said risk management pool. Each contract between the Park District and an independent contractor engaged to perform work on the Lease Premises shall provide that the District is intended as third-party beneficiary of the insurance obligation required of the contractor under this paragraph.

9.02 Evidence of Insurance: The Park District shall furnish the District with certificates of insurance and, upon the District's request, copies of all insurance policies and endorsements thereto evidencing the coverages required under Section 9.01. The insurance certificates and policies shall provide that no cancellation or modification of the policy or policies shall occur without at least 30 days prior written notice to the District with respect to the commercial general liability insurance required under Subsection 9.01(B) The Park District shall not enter upon the Lease Premises until evidence of the required insurance has been received and approved by the District.

9.03 Operation of Lease Premises: Operation of the Lease Premises shall be suspended during any period that the Park District fails to maintain said policies in full force and effect. Additionally, in the case of the Park District's failure to maintain the required insurance coverages, the District may, on reasonable notice to the Park District, at its discretion, either terminate this Agreement or procure such insurance and pay all premiums in connection therewith, and may thereafter charge said premiums to the Park District. The Park District shall pay the bill submitted by the District within 10 days of service thereof as provided for in Section 17.01.

9.04 Adjustment of Coverage Limits: The coverage limits specified in Section 9.01 shall apply during the first five years of this Agreement. On the fifth anniversary hereof, and on each subsequent fifth anniversary, the District shall have the right to increase the coverage limits for each of the policies required in Section 9.01, if necessary, so as to provide the same

level of coverage as existed as of the date of this Agreement, taking into account inflation and changes in the insurance industry.

10.00 DISCRIMINATION PROHIBITED

10.01 Equal Opportunity: In operating the Lease Premises, the Park District shall comply with the provisions of the Illinois Human Rights Act, 775 ILLS 5/1-01 et seq., and with all rules and regulations established enacted by the Department of Human Rights. The Park District further agrees that it will not deny employment to any person or refuse to enter into any contract for the performance of any work or service of any kind by, for or on its behalf with respect to the operation of the Lease Premises on the grounds of unlawful discrimination as defined in the Illinois Human Rights Act.

10.02 ADA Compliance: In operating the Lease Premises, the Park District shall comply with all applicable provisions of the American with Disabilities Act of 1990, and the rules and regulations related thereto. The Park District shall be responsible for ensuring structural compliance with the Americans with Disabilities Act.

10.03 Equal Use: The use of Lease Premises shall be open on an equal basis to all citizens of DuPage County, except that the Park District may impose "non-resident" fees as authorized by Section 4.04.

11.00 TERMINATION

11.01 For Cause: The District shall have the right to terminate this Agreement for cause if the Park District fails to comply with any provision in Section 12.00. In the event of a default, the Park District shall have 30 days following the effective date of service of the District's notice of default within which to cure the violation, or if the violation is not reasonably of the type which can be cured within such 30-day period, to make continuing appropriate efforts to cure such violation. If the Park District fails to cure the default to the District's satisfaction within said 30-day period, or to commence and continue appropriate efforts to cure the default within

said 30-day period if the default is of the type which cannot reasonably be cured within such 30-day period, this Agreement shall automatically terminate, and the District shall have the right to reenter the Lease Premises without notice or process of law and take possession thereof, including any Improvements or Additional Improvements constructed or installed by the Park District.

11.02 Waiver: A waiver by the District of any default of one or more of the terms of this Agreement on the part of the Park District shall not constitute a waiver of any subsequent or other default of the same or other term, nor shall the failure on the part of the District to require exact, full and complete compliance with any of the terms contained herein be construed as changing the terms of this Agreement or estopping the District from enforcing full compliance with the provisions herein. No delay, failure or omission of the District to reenter the Lease Premises or to exercise any right, power, privilege or option arising from any default shall impair any right, privilege or option, or be construed as a waiver or acquiescence in such default or as a relinquishment of any right. No option, right, power, remedy or privilege of the District shall be construed as being exhausted by the exercise thereof in one or more instances. The rights, power, privileges and remedies given the District under this Agreement and by law shall be cumulative.

11.03 Guarantee of Rights: Action by either party to effectuate a termination, and in the case of the District, forfeiture of possession, shall be without prejudice to the exercise of any other rights provided herein or by law to remedy a breach of this Agreement.

12.00 EVENTS OF DEFAULT

12.01 Abandonment: The unauthorized abandonment or vacation of the Lease Premises by the Park District for more than 30 days in any 45-day period during the period of scheduled operations, provided that the cessation of scheduled activities to enable the Park District to undertake major construction, reconstruction or repair of any Improvements or Additional Improvements, regardless of the time period of such cessation, shall not be deemed an

abandonment of the Lease Premises.

12.02 Failure to Maintain: The failure on the part of the Park District to maintain the Lease Premises in a clean, sanitary and safe state of repair where such condition continues for more than 30 days after written notice from the Districts Executive Director specifying the violation.

12.03 Discrimination: A determination by the appropriate state or federal regulatory agency that the Park District has engaged in unlawful discrimination in violation of state or federal laws and where action to correct or mitigate the violation is not promptly taken. Such corrective or mitigation action shall be suitable to the regulatory agency making a finding of discrimination.

12.04 Failure to Perform: The failure of the Park District to keep, perform and observe all other promises, covenants and conditions set forth in this Agreement.

12.05 Revocation of Occupancy Permit: Revocation by the applicable regulatory authority of the certificate of occupancy for any Improvement or Additional Improvement as required on the Lease Premises because of a defect which cannot be cured by the Park District within a reasonable time.

13.00 SURRENDER

13.01 Vacation of Lease Premises: If either (a) this Agreement is terminated by the District for cause due to a default on the part of the Park District as specified in Section 12.00; (b) the Park District determines not to seek a renewal of this Agreement for an additional term at the expiration of the original term of this Agreement, or (c) the Park District elects to renew this Agreement for an addition term and that term expires, the Park District shall promptly vacate the Lease Premises.

14.00 INTERPRETATION

14.01 Headings: The headings herein contained are for convenience and reference only and are not intended to limit the scope of any section.

14.02 No Third Party Beneficiaries: Unless otherwise specifically stated in this Agreement, this Agreement and all terms, provisions and conditions thereof are for the sole benefit of the District and the Park District, and no person or entity shall be deemed to be a third-party beneficiary of this Agreement or any terms, provisions or conditions of this Agreement.

14.03 Reasonability Standard: Except as otherwise specifically provided in this Agreement whenever any term or provision of this Agreement requires one party to this Agreement to consent to, approve or otherwise agree to any act, request, or proposal of the other party, the party whose consent, approval or agreement is sought must act reasonably with respect to same, and such consent, approval or agreement shall not be unreasonably withheld or delayed.

15.00 ENFORCEMENT

15.01 Responsibility: The District's Executive Director shall be responsible for the enforcement of this Agreement on behalf of the District and shall be assisted therein by such officers and employees of the District as the Executive Director deems necessary.

16.00 ATTORNEY FEES AND COSTS

16.01 Recovery of Costs: In the event either party is required to institute any proceeding or action, whether at law or in equity, to enforce any provision of this Agreement, the prevailing party, as determined by the court, shall be entitled to recover all of its costs and expenses incurred in connection with said proceeding or action, including, but not limited to, reasonable expert witness and attorney fees.

17.00 NOTICES

17.01 Requirements: All notices required to be given under the terms of this Agreement shall be in writing and either (a) served personally during regular business hours; (b) served by facsimile transmission during regular business hours, or (c) served by certified or registered mail, return receipt requested, properly addressed with postage prepaid. Notices served upon the District shall be directed to the Executive Director, Forest Preserve District of DuPage County, P.O. Box 5000, Wheaton, Illinois 60189. (For purposes of personal service, the District's administrative offices are located at 38580 Naperville Road, Wheaton, Illinois.) Notices served upon the Park District shall be directed to the Executive Director, Wheaton Park District, 102 E. Wesley Street, Wheaton, Illinois 60187. Notices served personally or by facsimile transmission shall be effective upon receipt, and notices served by mail shall be effective upon receipt as verified by the United States Postal Service. Each party may designate a new location for service of notices by serving notice thereof in accordance with the requirements of this section.

18.00 RECORDATION

18.01 Filing with Recorder of Deeds: The Park District may at its cost, record this Agreement in the Office of the Recorder of Deeds, DuPage County, Illinois. The Park District shall provide the District with a copy of the recorded document.

19.00 ENTIRE AGREEMENT

19.01 Integration: The provisions set forth herein constitute the entire agreement between the parties for the leasing of the Lease Premises and supersede any prior representations, promises or agreements, whether oral or written, as it is the intention of the parties to provide for a complete integration within the terms of this agreement.

19.02 Modifications: This Agreement may be modified only by further written agreement specifically referring to this section. Any such modification shall not be effective unless duly approved by the corporate authorities of each party.

19.03 Execution: This Agreement shall be executed in Duplicate, and each party shall retain a fully executed copy each of which shall be deemed an original.

IN WITNESS WHEREOF; the parties have entered into this Lease Agreement as of the 5th day of November, 2013.

FOREST PRESERVE DISTRICT
OF DUPAGE COUNTY

BY: _____

President

ATTEST: _____

Secretary

WHEATON PARK DISTRICT

BY: _____

ATTEST: _____



NOTES

- (2) BALL BOXES & (1) TRASH CAN TO BE LOCATED BEHIND EACH BACKSTOP
- (4) BLFACHERS TO BE PROVIDED WITH (1) ON EACH SIDE LINE ADJACENT TO PLAYERS BENCHES
- RESTROOM STORAGE BUILDING WOULD BE PRECAST CONCRETE STYLE (INITIALLY WILL BE THE LOCATION OF PORTABLE TOILETS)
- SHEDDER TO BE OPEN AIR STYLE WITH PICNIC TABLES LOCATED UNDERNEATH

LEGEND

- X TREE REMOVAL (TYP)
- REMOVALS
- EASEMENTS
- FPODC PARCEL
- SHORT TERM IMPROVEMENTS
- LONG TERM IMPROVEMENTS
- EXISTING PATH TO BE PRESERVED AND MAINTAINED
- EXISTING VITA COURSE TO BE PRESERVED AND MAINTAINED
- 60 PARKING SPACES PER ACREMENT W/ MAINTENANCE



WHEATON PARK DISTRICT

600 So. MAIN WHEATON IL 60187
 (630) 685-4710

2007

LUCENT PROPOSED IMPROVEMENTS EXHIBIT B

drawn by: **SMH**
 date: **8/07**
 checked by:
 date:
 file name: proposed improvements
 c:\1\cam\33172\denise roth

revised by: **SMH**
 date: **1/08**
 revised by: **SMH**
 date: **3/11**
 revised by:
 date:

1

Sheet 1 of 1

November 2013

TO: Board of Commissioners

FROM: Matthew Jay, Human Resource Manager

THROUGH: Michael Benard, Executive Director

RE: **Cafeteria Plan Amendment**

DATE: September 2021



Summary:

The Park District offers voluntary cafeteria plans that consist of a Health Flexible Spending Account (FSA) and a Dependent Care Account (DCA). Both plans allow employees to contribute bi-weekly from their paychecks on a before-tax basis up to \$2,750 for FSA and \$5,000 for DCA. Once they pay for their expenses, they then submit the receipts for reimbursement, thus saving the amount they would otherwise pay in payroll taxes. The FSA covers co-pays and other out-of-pocket costs associated with health, dental, and vision as well as certain over-the-counter products. The DCA covers daycare expenses for children and elder care.

Due to the impact of COVID-19, Congress passed the CARES Act last year which made some positive changes to Health Flexible Spending Accounts (FSA's). The law added menstrual care products as an eligible expense for reimbursement, and it removed the requirement of needed a prescription to reimburse over-the-counter medications. The CARES Act authorized these changes for expenses incurred on or after January 1, 2020. The IRS issued a supplemental regulatory notice earlier this year which indicates a plan amendment should be adopted to incorporate these changes to our Health FSA.

RESOLUTION 2021-08
AMENDMENT TO THE
Wheaton Park District
CAFETERIA PLAN with HEALTH
FLEXIBLE SPENDING ARRANGEMENT

THIS AMENDMENT TO THE WHEATON PARK DISTRICT CAFETERIA PLAN (the "Plan") is adopted by Wheaton Park District, effective as of the dates set forth herein.

NOW, THEREFORE, effective and/or applicable as set forth below, the Plan is amended as follows:

A. Pursuant to the Coronavirus Aid, Relief, and Economic Security Act (the "CARES Act"), the Health Flexible Spending Arrangement (FSA) offered under the Plan is hereby amended as follows:

i. **OVER-THE-COUNTER (OTC) DRUGS AND MEDICATIONS**

- a. The requirement to provide a prescription to be reimbursed for certain OTC drugs and medications has been removed for eligible expenses incurred on or after January 1, 2020.

ii. **MENSTRUAL CARE PRODUCTS**

- a. Menstrual care products, including a tampon, pad, liner, cup, sponge or similar product used by participants with respect to menstruation are eligible for reimbursement for expenses incurred on or after January 1, 2020.

Wheaton Park District

By:_____

Title:_____

Date:_____

RESOLUTION 2021-08
ACTION TAKEN AND RESOLUTION ADOPTED BY CONSENT
OF THE BOARD OF DIRECTORS OF
Wheaton Park District

The undersigned, being all of the members of the Board of Directors of Wheaton Park District (the "Employer"), hereby adopt the following Resolution by unanimous consent and direct that this Consent Resolution be entered in the minute books of the Employer.

WHEREAS, the Employer previously adopted a Code Section 125 plan, also known as the Cafeteria Plan, (the "Plan");

WHEREAS, effective immediately, the Coronavirus Aid, Relief and Economic Security Act (the "CARES Act") permanently removes the requirement to substantiate certain over-the-counter drugs and medications with a prescription and adds menstrual care products as an eligible expense under the Health Flexible Spending Arrangement (FSA);

WHEREAS, the Employer desires to amend the Plan as set forth in the attached Amendment and Summary of Material Modifications;

NOW, THEREFORE, BE IT RESOLVED that the Board of Directors has hereby reviewed the attached Amendment and Summary of Material Modifications and does hereby approve the adoption of the Amendment as set forth therein;

BE IT FURTHER RESOLVED that the officers of the Employer are authorized and directed to take any and all action as may be necessary to effectuate this Resolution.

By_____Date_____

By_____Date_____

By_____Date_____

RESOLUTION 2021-08
SUMMARY OF MATERIAL MODIFICATIONS TO THE
Wheaton Park District
CAFETERIA PLAN with HEALTH
FLEXIBLE SPENDING ARRANGEMENT

This document summarizes important changes to your Cafeteria Plan (the “Plan”) and Health Flexible Spending Arrangement. If you have any questions regarding the changes outlined in this Summary of Material Modifications (“SMM”), you should contact your Employer plan administrator. Keep a copy of this SMM with your Summary Plan Description for future reference.

Changes to the Plan’s Health Flexible Spending Arrangement (“FSA”)

Effective and applicable as described below, the following Plan changes will be incorporated to the FSA:

1) OVER-THE-COUNTER (OTC) DRUGS AND MEDICATIONS

- a) The requirement to provide a prescription to be reimbursed for certain OTC drugs and medications has been removed for eligible expenses incurred on or after January 1, 2020.

2) MENSTRUAL CARE PRODUCTS

- b) Menstrual care products, including a tampon, pad, liner, cup, sponge or similar product used by participants with respect to menstruation are eligible for reimbursement for expenses incurred on or after January 1, 2020.

TO: Wheaton Park District Board of Park Commissioners
FROM: Sandra Simpson and Bethany Meger
THROUGH: Mike Benard
RE: **Renewal of Paylocity Agreement**
DATE: September 1, 2021

SUMMARY: Staff is seeking to get the Board's approval for the renewal of our current Paylocity agreement for payroll and HR processing services. This renewal would extend our current pricing through November of 2024. Staff has been very pleased with the Paylocity product, ease of use for staff and customer support. The services that Paylocity provides the District is included with this memo. Staff is seeking renewal at this time to avoid the need to conduct a request for proposal in the spring of 2022. These services are not subject to bidding requirements due to the specialized nature of the service.

PREVIOUS COMMITTEE/BOARD ACTION: The Board reviewed and approved through the RFP process the contract with Paylocity in 2017. The Board also previously agreed to addendums to the Paylocity agreement in July of 2019 and January of 2021 with no increase in price. The current pricing addendum expires November of 2022. Paylocity will only agree to pricing addendum terms for up to 3 years.

REVENUE OR FUNDING IMPLICATIONS: There would be no increase in price from our current pricing addendum. Paylocity reviews and if necessary, increases pricing each July. By locking in pricing rates now instead of when our current addendum expires, we would not be subject to 2021 yearly price increases. The table below shows the total we have paid in Paylocity from October 2017 through June 29, 2021. The numbers are significantly lower in 2020 due to the reduced headcount from COVID-19.

Service	2017	2018	2019	2020	2021
HR and PR processing	33,614.00	126,747.00	126,096.00	81,638.00	66,046.42

LEGAL REVIEW: Andrew Paine at Tressler has confirmed that this agreement/extension is not subject to competitive bidding. More specifically, see Section 8-1(c) of the Park District Code (70 ILCS 1205/8-1(c)), which states, in pertinent part:

"Contracts which, by their nature, are not adapted to award by competitive bidding, such as...contracts for the use, purchase, delivery, movement, or installation of data processing equipment, software, or services and telecommunications and interconnect equipment, software, or services, ...are not subject to competitive bidding."

The above language covers the type of payroll processing equipment and services contemplated by the agreement with Paylocity.

He has also reviewed the agreement and confirmed that the terms are standard for this type of agreement, contain adequate protections for the Park District, and are generally acceptable from a legal standpoint.

ATTACHMENTS: 2022 Pricing Addendum - Paylocity services statement - Previous Reports to Park Board - Original Master Agreement with Paylocity

RECOMMENDATION: Staff recommends extending the agreement with Paylocity through October 31 of 2024 with an estimated annual cost of \$127,000. The actual monthly cost will be based on the number of active employees in the system.



GUARANTEED PRICING ADDENDUM (TO ORIGINAL SERVICES AGREEMENT)

Client Information:

Client Code: 40850
Client Name: Wheaton Park District
Company Code (if applicable):
Requested By/Function: Bethany Meger/Assistant Finance

Effective Date: 11/01/2022
Expiration Date: 11/01/2024

Related Company Codes (continued on next page if necessary):

Client Contact Information:

Contact: Bethany Meger Phone: (630)510-4953 Address: 855 W Prairie
City: Wheaton State: IL Zip: 60187

Paylocity Corporation ("Paylocity") is pleased to provide Client with guaranteed pricing covering Paylocity's services for the next 24 months (refer to original Quote for Service/Letters of Intent), subject to the terms and conditions set forth in this amendment and Client's original Services Agreement. This amendment encompasses all listed codes and any future codes that may be added. In consideration of the mutual agreements set forth below, Paylocity and Client agree as follows:

Items included are base and unit fees. Items specifically excluded from this agreement are delivery, reverse wire fees, tax service fees, agency, child support, garnishment, maintenance and export fees, 401K transfer, SSN verification and year-end services.

In the month following the completion of the guaranteed price period, Client's prices will be subject to the same price increases applied to its other clients of similar size and product utilization unless a renewal agreement is signed by both parties.

1) **Guaranteed Term:** As consideration for the guaranteed pricing period, Client agrees to purchase the services for the same minimum guaranteed term noted above commencing with the effective date of this addendum, and thereafter.

2) **Termination/Buy Out Fee:** If Client terminates this agreement to purchase services prior to the end of the minimum guaranteed term, Client agrees to pay Paylocity a termination fee equal to the number of months remaining from the effective date of this amendment times average monthly processing fees for the terminated services (based on an average of the last three months of processing prior to the date of termination). Following the end of the guaranteed price period of this addendum, the standard termination and pricing policy applies based on the initial terms and conditions signed by Client. If Client fails to pay the early termination fee or other amounts due hereunder, Client shall reimburse Paylocity for any expenses incurred, including interest and reasonable attorney fees, in collecting amounts due to Paylocity here under that are not under good faith dispute by Client. The termination fee will be waived in the event the company is sold, merged or in the event there is a material breach in the Services Agreement by Paylocity.

THE PAYLOCITY SERVICES COVERED BY THIS ADDENDUM ARE PROVIDED IN ACCORDANCE WITH THE TERMS AND CONDITIONS SET FORTH IN THE ORIGINAL AGREEMENT(S) BETWEEN CLIENT AND PAYLOCITY COVERING ALL GENERAL AND SPECIFIC SERVICES. THIS AGREEMENT IS NOT VALID UNLESS SIGNED BY BOTH PARTIES.

Paylocity Corporation

[Company Name]

Name: Kevin Murphy
Signature: Kevin Murphy
Title: Client Service Team Lead
Date: 08/26/2021

Name: _____
Signature: _____
Title: _____
Date: _____

Additional Notes:



GUARANTEED PRICING AMMENDMENT (continued)

Note for Paylocity Personnel:

- All agreements require approval from your direct Manager.
- Please input all relevant additional information under additional notes section or attach any relevant paperwork/documentation as well.
- Fully executed agreement (signed by both parties) should be sent to SalesContractingChanges@paylocity.com.

Next steps:

- Agreement, if complete, will be forwarded to Billing for processing. You will also receive notification of acceptance or any follow-ups.
- Clients can expect price lock to be effective based on effective date noted above if the paperwork is complete.
- Agreement will be filed in client's implementation folder for future reference.

Wheaton Park District – Paylocity Services Statement

ACA Enhanced

- Paylocity's ACA Enhanced module alleviates the stress of health care compliance by ensuring compliance is monitored and checked off your list:
 - The ACA module can track all necessary data for 1094-C and 1095-C forms, then prepare them after year-end and electronically file them on your behalf.
 - The module tracks and populates benefit classifications on 1095-C forms as well as sets up automatic notifications for critical ACA information such as when employees end their initial measurement period.

Compliance Dashboard

- Paylocity's Compliance Dashboard module helps you stay on track with Equal Employment Opportunity (EEO), compensation and various employment data:
 - I-9 Work Authorization – easily update work authorizations by launching I-9 verification events
 - Affordable Care Act – view your company's ACA information such as offer status percentage and current member of full-time equivalent employees
 - Document Sign-Off – allows employees to quickly acknowledge documents such as employee handbooks or social media policies.
 - Equal Employment Opportunity – provides a summary of all complete, custom, or missing EEO data.
 - Compliance News – stay up to date with the latest tax and compliance law updates through a live news feed.

Employee Self Service

- Paylocity's Employee Self Service module provides employees with 24/7 access to essential employee and company data on one screen:
 - Employees can view paychecks, tax documents, and make changes to their demographic information or direct deposit accounts.
 - Punch timecards digitally and manage time-off requests
 - Employees can also interact amongst each other within Community or by utilizing Impressions and recognizing co-workers for their achievements.

Enhanced HR:

- Paylocity's Enhanced HR module helps employers automate tasks such as leave tracking, OSHA safety tracking, reporting, and more.
 - Dynamic tools help make reporting more strategic and productive with access to hundreds of reports.

Enterprise Benefits

- Paylocity's Enterprise Benefits module helps employers manage benefit information for their employees such as enrollment information, dependent information, etc.
 - Update employee information, open special enrollment, and complete open enrollment all in one module.
 - Run reports including carrier reports and billing suite reports.

Onboarding

- Paylocity's Onboarding module makes the onboarding process efficient for new hires and employers. You can create and configure personalized onboarding packets to include and automate that have the following attributes:
 - Simply setup of event packets by department or role and automation of those packets while also alerting other parts of the organization of tasks they need to complete on their end
 - Digital data collection to stay compliant such as I-9's, emergency contact details, direct deposit information, etc.
 - Customizable company insights such as welcome notes and videos, team bios and profiles, etc.
 - Tax Geolocation to make compliance easy where the module can automatically determine employees' state and local taxes on home and work locations.

Performance Management

- Paylocity's Performance Management module can help with defining and managing employees' goals with ease with multiple features:
 - Goal management, performance reviews, customized insights, succession planning, full-scale feedback, and journals.

Time and Labor

- Paylocity's Time and Labor module helps employers view time and attendance for their employees where it takes the manual work out of time tracking and empowers the employees to handle daily needs, such as clocking in and out.
- Attendance points help track employee attendance occurrences such as tardiness, absenteeism, or misuse of breaks/meal periods.
- Scheduling helps employers create and adjust work schedules for their employees without having to manually correct payroll data.
- Supervisor Dashboards help managers view their employees and run reports such as a weekly summary of hours report.

*Second Renewal of
Paylocity Agreement*

TO: Wheaton Park District Board of Park Commissioners

FROM: Sandra Simpson and Rita A. Trainor

THROUGH: Mike Benard

RE: One-year renewal of Paylocity agreement

DATE: December 16, 2020

SUMMARY: Staff is seeking to get the board's approval for a one-year renewal of our current Paylocity agreement for payroll and HR processing services. This is the second one-year renewal and would mean that we will have been using them for four years. Paylocity has agreed to this one-year renewal with no increase in any prices.

Staff is seeking this renewal because of staff turnover in Human Resources and Payroll.

- The HR manager position is in the process of transitioning. If we were to go out, we would need to begin the process in March of 2021. That would be the new HR manager's first month solo in the role (Diane is retiring February 19th). He would not have had the opportunity to go through a year of activity here and therefore his input on selecting a system would be limited by his lack of experience at WPD.
- The payroll assistant position recently came open. We have been successful in recruiting one of our part-time furloughed Finance employees for the position. However, she too would be new to this role. Her prior responsibilities were in accounts payable. So, her input would also be limited by that lack of experience at WPD.

PREVIOUS COMMITTEE/BOARD ACTION: The Board previously agree to let us extend the Paylocity agreement for one year without going out to bid again, because of the COVID shelter in place order in the Spring of 2020 and because Paylocity agreed to hold their prices.

REVENUE OR FUNDING IMPLICATIONS: There would no increase in price. The table below shows the total we have paid Paylocity from October, 2017 through November 18, 2020. The numbers are significantly lower in 2020 due to the reduced headcount from COVID-19.

Service	2017	2018	2019	2020
HR and PR processing	\$33,614	\$126,747	\$126,096	\$55,810

STAKEHOLDER PROCESS: N/A

LEGAL REVIEW: N/A

ATTACHMENTS: Paylocity's addendum.

RECOMMENDATION: Staff recommends extending the agreement for one additional year.

First Renewal
of Paylocity Agreement

TO: Wheaton Park District Board of Park Commissioners
FROM: Rita A. Trainor
THROUGH: Mike Benard
RE: Extension of Paylocity agreement for additional 2 years
DATE: July 17, 2019

SUMMARY: The District's agreement with Paylocity for payroll processing and HR records ends October 2019. District staff inquired as to pricing we could obtain if we were to renew the agreement. Paylocity was willing to hold all prices.

PREVIOUS COMMITTEE/BOARD ACTION: The board reviewed and approved the results of the RFP process the District went through in 2017, which resulted in the recommendation of going with Paylocity. There was some concern expressed by board members that Paylocity might attempt to increase prices significantly at renewal time. At the Finance Committee meeting on Wednesday, July 10th, Commissioner Fahey expressed concern about the 50 cent increase in processing W-2s. Staff went back to Paylocity, explaining they were receiving board push back and they agreed to waive the increase.

REVENUE OR FUNDING IMPLICATIONS: Since we began using Paylocity in the 4th quarter of 2017, we have paid them just over \$200K. For the year ended 12/31/18, our only full year with Paylocity, we paid them a total of \$126,746.89.

STAKEHOLDER PROCESS: N/A

LEGAL REVIEW: N/A

ATTACHMENTS: Pricing addendum from Paylocity.

ALTERNATIVES: N/A

RECOMMENDATION: Staff is recommending renewing with Paylocity versus going through an RFP process. Staff would have recommend going through a RFP process if Paylocity had proposed significant increases.

2017 Report to Park Board
original action to engage
Paychex



TO: Wheaton Park District Board of Park Commissioners Finance Committee

FROM: Rita Trainor, Finance Director
Andrea Chiappetta, Assistant Finance Director
Diane Hirshberg, Human Resource Manager
Erin Herrera, Payroll Specialist

THROUGH: Mike Benard

RE: Human Resource Information System RFP Proposals for 3 Year Contract

DATE: June 21, 2017

SUMMARY:

The District has partnered with Paychex for the past 11 years for their payroll and human resource needs. Currently, we use four (4) separate systems: Applitrack for applicant tracking, Paychex for payroll processing, Stromberg for time and attendance, and HR Online (through Paychex) as the Human Resource Information System (HRIS).

During our request for proposal for a Payroll/HRIS system, we have determined there are significant advantages to upgrading to a new system. Most importantly is adding a human resource product that works seamlessly with payroll, time and attendance, and applicant tracking. This will streamline the process and add functionality that has been lacking in our current system by providing a paperless system that will take us from hire to retire. In addition, the software will save considerable time for supervisors, human resource staff and the payroll specialist which will enable them to spend more time focusing on providing quality services to our customers.

Adding a complete online system would align with our green initiative saving the District 103,756 sheets of paper plus ink. In addition, a seamless system will reduce the redundancy of entering the same data twice increasing accuracy and efficiency and reducing the time spent in review. Some of the features all staff will benefit from include self-service for new hire packets, tax withholdings, direct deposit accounts, and online benefit enrollment. Supervisors, payroll, and human resource staff will have a savings of time spent on processing hiring packets, faster approvals, electronic paper time sheets, online performance evaluations, data analytics and packets/change forms no longer lost or delayed in transit to HR/Payroll. The District will benefit from an increase in productivity by staff, the ability to create a greener environment, reduce frustrations by staff with inefficiencies with the current system, and more aligned with our Vision of continuous improvement of people and systems.

Six vendors responded to the District's RFP. Staff along with the assistance of consultant, Andrew Cory of Cory Group, narrowed the selection down to three vendors to give their

demonstrations. These vendors were Paychex, Paylocity and Paycom. Concluding the demos it was determined that Paylocity offered the best system that fit the District's needs.

Staff contacted six of Paylocity's current customers to conduct reference checks. All six customers provided favorable opinions regarding customer service, feedback from end users and benefits of implementing the system.

The timeline for implementing the new system includes a go live date of 10/1/17. This date was chosen because it marks the beginning of a quarter which provides an optimal transition point to ensure balanced 941 employer quarterly federal tax returns. A detailed timeline is attached.

PREVIOUS COMMITTEE/BOARD ACTION:

The matter was reviewed by the Commissioners at the 6/7/17 Finance Subcommittee meeting.

REVENUE OR FUNDING IMPLICATIONS:

The amount currently included in the 2017 budget for this project throughout various accounts is \$129,000.

Below is a price comparison of the incumbent Paychex to Paylocity's system.

	Current Paychex Preview System	New Paychex Flex System	Paylocity
Per Pay Period Fees			
Bi-weekly Payroll	1,038.46	1,804.20	866.52
Payroll Delivery	11.05	10.00	10.00
Annualized	27,287.30	47,169.20	22,789.52

Monthly Fees			
Time Scheduling	N/A	325.00	975.00
Onboarding	N/A	990.00	3,250.00
Recruiting	125.00	1,515.00	728.00
Employee Shared Responsibility (ESR)	235.00	520.80	Included in onboarding
Benefits Administration	274.23	412.13	385.20
Annualized	7,610.76	45,155.16	64,058.40

** This cost includes ESR and performance management

Annual Fees			
Time Clock Lease - 9 Timeclocks	N/A	7,826.00	9,030.00
Annual Maint of 13 Purchased Timeclocks	14,011.07	N/A	N/A
YE Processing - Forms W2/1099 - Base	60.00	67.50	N/A
W2 Delivery	18.55	17.00	N/A
YE Processing - Forms W2/1099 - Per Use	7,687.50	7,813.00	6,645.00
Total	21,777.12	15,723.50	15,675.00

One-Time Fees			
Benefits Administration - Implementation	N/A	2,942.00	N/A
Onboarding Implementation	N/A	495.00	7,558.38
Recruiting Implementation	N/A	1,500.00	N/A
Time Clock Delivery	N/A	250.00	N/A
Total	-	5,187.00	7,558.38

1st Year Estimated Fees	56,675.18	113,234.86	110,081.30
Ongoing Annual Fees	56,675.18	108,047.86	102,522.92

Rent vs. Buy Summary	
17,070.36	Initial savings by renting
9.33	# of years until buying is cheaper

It was determined that renting the District's biometric timeclocks was more advantageous because they are not only cheaper but they provide flexibility to replace the timeclocks at any time for no additional cost.

Please note these fees are estimated based on active employees in the system on a monthly basis.

STAKEHOLDER PROCESS:

N/A

LEGAL REVIEW:

Reviewed by Tressler LLP.

ATTACHMENTS:

Request for proposal submissions, overall price comparison between Paychex and Paylocity, comparison between renting and buying the timeclocks, cost to process new hires and rehires and a timeline.

ALTERNATIVES:

Continue with the current system and replace the time clocks that are quickly failing.

RECOMMENDATION:

It is recommended that the Wheaton Park District Board of Commissioner's approve a three year contract with Paylocity to provide the District with their Payroll/HRIS system in an estimated amount of \$110,081.30 the first year and \$102,522.92 for year's two and three. These figures are considered estimates based on the number of active employees in the system on a monthly basis.

Price Comparison - Renting Timeclocks

	Current Paychex Preview System	New Paychex Flex System	Paylocity
Per Pay Period Fees			
Bi-weekly Payroll	1,038.46	1,804.20	866.52
Payroll Delivery	11.05	10.00	10.00
Annualized	27,287.30	47,169.20	22,789.52

Monthly Fees

Time Scheduling	N/A	325.00	975.00
Onboarding	N/A	990.00	3,250.00
Recruiting	125.00	1,515.00	728.00
Employee Shared Responsibility (ESR)	235.00	520.80	Included in onboarding
Benefits Administration	274.23	412.13	385.20
Annualized	7,610.76	45,155.16	64,058.40

** This cost includes ESR and performance management

Annual Fees

Time Clock Lease - 9 Timeclocks	14,011.07	7,826.00	9,030.00
YE Processing - Forms W2/1099 - Base	60.00	67.50	N/A
W2 Delivery	18.55	17.00	N/A
YE Processing - Forms W2/1099 - Per User	7,687.50	7,813.00	6,645.00
Total	21,777.12	15,723.50	15,675.00

One-Time Fees

Benefits Administration - Implementation	N/A	2,942.00	N/A
Onboarding Implementation	N/A	495.00	7,558.38
Recruiting Implementation	N/A	1,500.00	N/A
Time Clock Delivery	N/A	250.00	N/A
Total	-	5,187.00	7,558.38

1st Year Estimated Fees	56,675.18	113,234.86	110,081.30
Ongoing Annual Fees	56,675.18	108,047.86	102,522.92

Rent vs. Buy Summary	
17,070.36	Initial savings by renting
9.33	# of years until buying is cheaper

Price Comparison - Buying Timeclocks

Paychex

Paylocity

Per Pay Period Fees

Bi-weekly Payroll	1,804.20	866.52
Payroll Delivery	10.00	10.00
Annualized	47,169.20	22,789.52

Monthly Fees

Time Scheduling	325.00	975.00
Onboarding	990.00	3,250.00
Recruiting	1,515.00	728.00
Employee Shared Responsibility (ESR)	520.80	Included in onboarding
Benefits Administration	412.13	385.20
Annualized	45,155.16	64,058.40

** This cost includes ESR and performance management

Annual Fees

Annual Maintenance - 9 Timeclocks	3,240.00	7,200.36
YE Processing - Forms W2/1099 - Base	67.50	N/A
W2 Delivery	17.00	N/A
YE Processing - Forms W2/1099 - Per User	7,813.00	6,645.00
Total	11,137.50	13,845.36

One-Time Fees

Benefits Administration - Implementation	2,942.00	N/A
Onboarding Implementation	495.00	7,558.38
Recruiting Implementation	1,500.00	N/A
Purchase of 9 Biometric Clocks	12,600.00	18,900.00
Time Clock Delivery	250.00	N/A
Total	17,787.00	26,458.38

1st Year Estimated Fees	121,248.86	127,151.66
Ongoing Annual Fees	103,461.86	100,693.28

Paylocity Comparison - Buying vs. Renting Timeclocks

Buying	Monthly Maintenance	Monthly Rental
\$ 2,100.00	\$ 66.67	\$ 105.00

Location	Buying	Renting	Notes
Clocktower			Do away with since buddy punching shouldn't be an issue with one person working at a time
Community Center	10,100.40	12,600.00	
Cosley	10,100.40	12,600.00	
Dock (at CC)			Rob said we can do away with altogether
FB	10,100.40	12,600.00	
Golf Maint	10,100.40	12,600.00	
Mary Lubko			Possibly do away with and use other clock in options
Marsh			Possibly do away with and use other clock in options
Northside	10,100.40	4,200.00	Only needed May-August
Parks1	10,100.40	12,600.00	
Parks2	10,100.40	5,250.00	Only needed April-August
Proshop	10,100.40	12,600.00	
Rice	10,100.40	5,250.00	Only needed May-September
	90,903.60	90,300.00	

**Renting time clocks gives us flexibility and enables us to swap out broken clocks at no additional charge

***By leasing we can easily transition to tablets once facial recognition is rolled out

PAYROLL/HRIS RFP TIMELINE-2017

PROJECT PHASE	STARTING	ENDING	PROJECT PHASE
PHASE 1	2.24.2017	3.24.2017	CIRCULATE RFP
PHASE 2	3.27.2017	4.21.2017	EVALUATE RESPONSES & CONDUCT DEMOS
PHASE 3	4.24.2017	5.19.2017	CONTRACT NEGOTIATIONS & LEGAL REVIEW
PHASE 4	6.7.2017	6.7.2017	PRESENT RECOMMENDATION TO FINANCE SUB-COMMITTEE
PHASE 5	6.21.2017	6.21.2017	RECOMMENDATION PRESENTED AT BOARD MEETING
PHASE 6	6.22.2017	9.29.2017	IMPLEMENT, TEST & RUN PARALLELS ON SYSTEM
PHASE 7	10.2.2017	10.2.2017	GO LIVE!

JANUARY	FEBRUARY	MARCH	APRIL	MAY
S M T W T F S 1 2 3 4 5 6 7 8 9 10 11 12 13 14 15 16 17 18 19 20 21 22 23 24 25 26 27 28 29 30 31	S M T W T F S 1 2 3 4 5 6 7 8 9 10 11 12 13 14 15 16 17 18 19 20 21 22 23 24 25 26 27 28	S M T W T F S 1 2 3 4 5 6 7 8 9 10 11 12 13 14 15 16 17 18 19 20 21 22 23 24 25 26 27 28 29 30 31	S M T W T F S 1 2 3 4 5 6 7 8 9 10 11 12 13 14 15 16 17 18 19 20 21 22 23 24 25 26 27 28 29 30	S M T W T F S 1 2 3 4 5 6 7 8 9 10 11 12 13 14 15 16 17 18 19 20 21 22 23 24 25 26 27 28 29 30 31
JUNE	JULY	AUGUST	SEPTEMBER	OCTOBER
S M T W T F S 1 2 3 4 5 6 7 8 9 10 11 12 13 14 15 16 17 18 19 20 21 22 23 24 25 26 27 28 29 30 31	S M T W T F S 1 2 3 4 5 6 7 8 9 10 11 12 13 14 15 16 17 18 19 20 21 22 23 24 25 26 27 28 29 30 31	S M T W T F S 1 2 3 4 5 6 7 8 9 10 11 12 13 14 15 16 17 18 19 20 21 22 23 24 25 26 27 28 29 30 31	S M T W T F S 1 2 3 4 5 6 7 8 9 10 11 12 13 14 15 16 17 18 19 20 21 22 23 24 25 26 27 28 29 30	S M T W T F S 1 2 3 4 5 6 7 8 9 10 11 12 13 14 15 16 17 18 19 20 21 22 23 24 25 26 27 28 29 30 31

2017 Initial Contract
with Paylocity that
is being renewed

PAYLOCITY CORPORATION SERVICES TERM AGREEMENT

WHEATON PARK DISTRICT, ("CLIENT") is requesting Paylocity Corporation ("Paylocity") to provide CLIENT with payroll and related services as set forth in this services agreement ("Agreement"). This Agreement encompasses the following General Terms and Conditions as well as the specific Terms and Conditions for any software or services ("Services") utilized by CLIENT, whether included in the initial quote or subsequent, and all of which are to be governed by the terms and conditions of this Agreement.

TERMS AND CONDITIONS

FEES, TERM AND PAYMENTS

1. The term of this Agreement shall commence upon the date of CLIENT's first payroll ("Effective Date") and end two (2) years thereafter (the "Initial Term"). The fees included in the Paylocity Quote for Service will be effective during the Initial Term. After the Initial Term, fees are subject to change upon 60 days' prior written notice to CLIENT for general price increases; provided that fees will not increase for two years from the date of execution of this Agreement and the maximum annual increase thereafter shall not exceed 3%. Notwithstanding any other provision of this Agreement to the contrary, upon CLIENT's receipt of written notice of a price increase, CLIENT may, at its option, either (i) approve such price increase; or (ii) terminate this Agreement by providing Paylocity with written notice of its intent to terminate within ten (10) business days after receipt of written notice of said price increase. CLIENT agrees to allow Paylocity to debit from its account(s) on due date any and all fees due to Paylocity under this Agreement and in the same manner that payroll and tax funds are collected. CLIENT has 180 days from invoice date to dispute invoice amounts.
2. After the end of the Initial Term, this Agreement will renew automatically for one (1) year periods ("Renewal Term") unless either party gives written notice of their intent to terminate within ninety (90) days before the end of the Initial Term or current Renewal Term in effect.
3. CLIENT will be assessed a monthly non-activity fee at the prevailing rate if no payrolls are run during any given processing month.

CONFIDENTIALITY AND PROTECTION OF CLIENT DATA

1. Paylocity agrees to keep confidential any information provided by the CLIENT to the same degree it would with respect to its own confidential information and will use said information solely for the purposes of payroll and related services processing. Paylocity will not disclose this information to anyone without the permission of the CLIENT, or unless required to do so pursuant to legal process.
2. Paylocity will maintain adequate security over CLIENT information using commercially reasonable safeguards over the hardware, software, personnel and processes used to support the delivery of payroll and related services to the CLIENT and in compliance with federal, state and local laws governing employee and payee data including California SB1386 and Massachusetts 201 CMR 17.00.
3. CLIENT will maintain adequate security over the hardware, personnel and processes used to access Paylocity's software and services, including usernames and passwords used to access Paylocity's software.
4. Service delivery by Paylocity involves transmissions of data and information over the Internet at a website hosted by Paylocity. Accordingly, CLIENT acknowledges that neither the security of transmissions over the Internet nor of the CLIENT'S hardware used to access the Internet can be guaranteed by Paylocity.
5. Paylocity will maintain commercially reasonable storage facilities and procedures (periodic back-up and on-and off-site storage) to protect the alteration and loss of CLIENT'S data.
6. Without limiting the confidentiality, data protection and intellectual property rights terms set forth in this Agreement, Paylocity has a perpetual right to use aggregated, anonymized, and statistical data ("Aggregated Data") derived from the operation of the Services and Software provided to CLIENT, and nothing herein shall be construed as prohibiting Paylocity from utilizing the Aggregated Data in the provision of its Services or for operating purposes.

RESPONSIBILITIES

1. Paylocity will use due care in processing CLIENT's work, and shall be responsible for correcting errors which are caused by Paylocity equipment, processors, or employees in the course of their work.
2. Paylocity shall be responsible for the payment of any penalties and/or interest due resulting from errors or omissions committed by Paylocity while filing taxes on said CLIENT'S behalf.
3. Paylocity will provide customer support from 7AM to 7PM CST daily, excluding weekends and Federal holidays.
4. Paylocity will make available to CLIENT all improvements, enhancements and modifications to its services, methods, and software as they are made generally available by Paylocity to its other CLIENTS.
5. CLIENT is solely responsible for the content and accuracy of all data input and then subsequently processed by Paylocity. CLIENT will submit to Paylocity its payroll and other data in a form, at a time and by the method specified by Paylocity. Because the accuracy of the payroll and other information is limited to the CLIENT's data, Paylocity is not responsible for CLIENT errors, wage and hour violations, employment discrimination, garnishment calculations or other employment policies which may violate the law. It is the CLIENT's responsibility to review the processed payroll and other information and to promptly identify any errors. If the data submitted to Paylocity is incorrect, incomplete, or not in proper form, then CLIENT agrees to pay Paylocity's additional charges then in effect for the corrections to said data.

6. Paylocity liability for any errors or omissions on its part shall be limited to actual damages incurred but under no circumstances, other than defined in part 2 of this section or for criminal or fraudulent acts or gross negligence by Paylocity or any of its employees or for indemnification obligations relating to Intellectual Property, shall exceed two times (2x) the charge for such service during the calendar year. PAYLOCITY CORPORATION SHALL NOT UNDER ANY CIRCUMSTANCES BE LIABLE FOR SPECIAL, INDIRECT, INCIDENTAL, OR CONSEQUENTIAL DAMAGES OR OTHER SIMILAR DAMAGES (INCLUDING LOST PROFITS) even if Paylocity has been advised of the possibility of such damages. Nothing in this Agreement creates or will be understood to create third party beneficiaries. CLIENT agrees that Paylocity has no obligations to third parties, including CLIENT'S employees and any third party agencies.
7. Except as specifically stated in the Agreement the Services are provided "AS IS" and there are no warranties, expressed or implied, including but not limited to any implied warranties of merchantability or fitness for a particular purpose.
8. Paylocity and CLIENT agree to abide by all applicable state, local and national laws in connection with the services. CLIENT agrees that they will not post to any application material that would be considered libelous, unlawful, inappropriate, offensive or disrespectful to others. CLIENT agrees that they are responsible for material posted by CLIENT'S employees.
9. CLIENT will not also reverse engineer, disassemble, decompile or otherwise attempt to derive source code, trade secrets, or programming methods from the applications.
10. The provision of Services to CLIENT may require use of or integration with third party software and/or services. To the extent CLIENT requires utilization of any third party software or services, CLIENT agrees to hold harmless and release Paylocity from any liability from CLIENT's use or Paylocity's integration with third-parties. CLIENT authorizes Paylocity to share any CLIENT data, including CLIENT's confidential information, as may be needed by third-parties to for the provision of Services. Paylocity is also not liable for any disclosure of CLIENT Confidential Information by any such third-party, whether intentional or not.
11. Paylocity represents and warrants that the Services will be provided in compliance in all material respects with all applicable national, state and local laws; provided, however, that Paylocity's warranties do not absolve CLIENT from its obligations and responsibilities to remain current on all applicable laws and policies pertaining to its business.
12. Each party agrees to indemnify and hold harmless the other party from all loss, damages and expenses (including reasonable attorney fees) in connection with any claim which may arise out of or as a result of a breach of this Agreement or the duties assumed by such party under this Agreement, subject to the limitations of Responsibilities, Item 6, above.

FUNDING

1. In regard to electronic funds transfers, CLIENT shall comply with and be subject to the Operating Rules of the National Automating Clearing House (NACHA) governing these methods of payment, as such rules shall, from time to time, be in effect among banks that participate in NACHA. CLIENT also acknowledges that, in order to put into effect the Services which include ACH transactions, CLIENT will be the Originator of the ACH transactions and will follow and be bound by the rules for ACH Originators as adopted from time to time by the NACHA. CLIENT agrees that it has assumed the responsibilities of an Originator under the ACH Rules and acknowledges that entries may not be initiated in violation of the laws of the United States. CLIENT agrees to indemnify and hold each Participating Bank and NACHA harmless from any claim incident to the operation of this plan arising from an act or omission of CLIENT.
2. For payrolls processed with total liabilities of less than \$1 million, Paylocity will debit CLIENTS bank account for all ACH transactions one day prior to check date and, as a result, requires all amounts to be available for withdrawal from CLIENT'S account at that time. In the event the total amount of funds are not available one banking day prior to check date, a \$100.00 USD fee is to be charged to CLIENT. CLIENT will then have until 2:00 p.m. Central Time on the date of notification to wire transfer these funds to Paylocity's bank account.
3. For payrolls processed with total liabilities of more than \$1 million, Paylocity will require a wire transfer of funds one day prior to check date.
4. CLIENT'S designated bank account(s) will have sufficient funds to pay CLIENT'S third party obligations (employee payments, taxes, agency or other obligations) within the deadlines established by Paylocity in order to satisfy CLIENT'S third party obligations in their entirety. If CLIENT fails to pay the taxes, direct deposits, employee payments or other charges, including fees, then CLIENT agrees to pay Paylocity for all costs of collection, including reasonable attorney fees, which may be associated with collection of the amounts due. Paylocity also may terminate this Agreement and withhold any work in progress as per the terms under Termination of Services and Buy-Out Fee. This is in addition to any other rights Paylocity may have under this contract or under law. To secure the CLIENT'S payment of all charges due under this Agreement, CLIENT grants Paylocity the right to set off with any funds retained by Paylocity for purposes of remitting payments or making payments to CLIENT employees, taxing authorities or other third party agencies. Paylocity also reserves the right to reverse employee transactions and/or tax payments for which funds have not been received from CLIENT; provided, however, Paylocity will provide CLIENT with notice of any such shortfall or non-payment, followed by 24 hours to cure any related issues before exercising its right to set off funds or reverse payments.

OWNERSHIP

1. Paylocity owns or licenses all rights, title and interest in and to its processes, methods, applications and contents, including the software and documentation, Paylocity's trademarks, and all intellectual property rights in the foregoing (excluding portions of the Service provided by third parties). Software and services are made available only for CLIENT'S internal business purposes and are not transferable; furthermore, any right of use ceases when Paylocity no longer performs its Services for CLIENT.
2. Paylocity agrees to indemnify and hold CLIENT harmless in the event that any third party claims that the software or services provided by Paylocity infringe such party's intellectual property (including patents, copyright, trademarks, or trade secrets). CLIENT will provide Paylocity prompt notice of such claim and will cooperate with Paylocity in the defense of such claims.

INSURANCE

During the Term of this Agreement, Paylocity will maintain policies of insurance for the following types of coverage and minimum limits identified in Exhibit A attached hereto.

For avoidance of doubt, the limitation on the amount of damages which CLIENT may recover as set forth in Responsibilities, Item 6, above, represents the maximum amount available to CLIENT. Insurance coverage in excess of the limitation of liability set forth in Responsibilities, Section 6, is not to be construed as available to CLIENT other than with regard to those damages for which there is no limitation set forth herein.

TERMINATION OF SERVICES AND BUY-OUT FEE

1. Either Paylocity or CLIENT may suspend performance and/or terminate this Agreement immediately upon written notice at any time if: a) the other party is in material breach of any material warranty, term, condition or covenant of this Agreement and fails to cure that breach within sixty (60) days, unless such breach is due to CLIENT's failure to pay undisputed fees due hereunder then time to cure such breach shall be five (5) business days, after written notice thereof, or b) the other party seeks protection under any bankruptcy, receivership, trust deed, creditors arrangement, composition or comparable proceeding, or if any such proceeding is instituted against the other (and not dismissed within ninety (90) days after commencement of one of the foregoing events).
2. In addition to the rights under item 1 above, Paylocity may also suspend performance and/or terminate this Agreement immediately if CLIENT a) is unable to complete the implementation services and commence Services, b) wrongfully uses or accesses Paylocity's products, systems or services in the performance of its obligations under this Agreement c) fails to remit timely payroll or tax funds as required by this Agreement and in any event more when more than twenty-four (24) hours have elapsed from notice given by Paylocity, d) no longer meets Paylocity's credit/financial eligibility requirements for such Services as determined from time to time by Paylocity, or e) has any material adverse change in its financial condition that Paylocity becomes aware of in the performance of the Services.
3. In the event CLIENT terminates the contract prior to the end of the Initial Term or the then current Renewal Term or Paylocity terminates the Agreement under item 2. above, CLIENT shall be subject to a buy out of the contract for the remaining months of the then current term ("Buy-Out Fee"). The Buy-Out Fee shall be equal to fifty (50) percent times the number of months remaining in the then current term times the monthly estimated average billings for the prior twelve months or as determined by Paylocity prior to the termination month. If monthly fees for Services have not been payable at the time of termination, the amount above shall be equal to the estimated monthly fees that would have been payable under the Agreement. In the case of a partial termination, Paylocity may adjust the fees for the remaining Services accordingly. Client shall also be required to pay the Buy-Out Fee in the event of any reduction in Client's volume or usage of Services by more than fifty (50) percent of the estimated monthly fees that would have been payable under the Agreement.
4. If any of the products or Services provided by Paylocity are terminated by CLIENT pursuant to items 1 (except where Paylocity is the breaching party), 2, or 3, Paylocity may allocate any funds remitted or otherwise made available by Client in such priorities as Paylocity (in its sole discretion) may determine appropriate to include reimbursement for payments made by Paylocity hereunder on Client's behalf to a third party. Client will also immediately a) become solely responsible for all of its third-party payment obligations covered by such Paylocity Products or Services then or thereafter due (including, for Tax Filing Services, all related penalties and interest), b) reimburse Paylocity for all payments made by hereunder on Client's behalf to any third party, and c) pay any and all fees and charges incurred relating to Paylocity Products or Services rendered prior to the termination date. Client agrees that Paylocity shall be entitled to collect any fees and charges incurred by CLIENT prior to the termination date via ach direct debit including the Buy-Out Fee.
5. At any time subsequent to termination of contract and up to one year after the termination date, CLIENT data can be accessed for an annual fee of \$3 per active employee, payable prior to the start of the access term.

GENERAL TERMS

1. This Agreement shall be construed according to the laws of the State of Illinois and constitutes the entire Agreement between the parties. No oral or other representations, warranties or agreements have been made in writing and signed by both parties. If any portion of this Agreement is determined to be invalid, illegal or unenforceable, the remainder of the Agreement shall nonetheless remain in full force and effect.
2. This Agreement may not be assigned or transferred by either party to any affiliate, subsidiary or third parties, other than successors, without the written consent of the other party; furthermore, such consent shall not unreasonably be withheld.
3. Paylocity and CLIENT will not be responsible for failure to provide Services or correct any condition beyond its reasonable control, including but not limited to any acts or omissions by any third party.
4. CLIENT understands that this Agreement may be considered as an application for credit and hereby authorizes Paylocity to review credit of CLIENT including reports from credit bureaus, references, bank account status and other available financial information.
5. If CLIENT adds a Service following execution of this Agreement, CLIENT agrees to be bound by these Terms and Conditions as well as the separate Terms and Conditions of that Service.
6. No action arising under or in connection with this Agreement may be brought by CLIENT or Paylocity more than two (2) years after either Party becomes or should reasonably have become aware of the occurrence of events giving rise to the cause of action.
7. CLIENT is responsible for the payment of all taxes including those assessed for prior periods relating to the provision of Paylocity's products and services where applicable, except to the extent a valid tax exemption certificate or other valid tax exemption document is provided to Paylocity and allowable by taxing authorities.

TERMS APPLICABLE FOR SPECIFIED SOFTWARE OR SERVICES

The following terms apply to the specific Services selected by CLIENT as part of the initial Quote for Service or Letters of Intent for Services added at any time subsequent to CLIENT's first payroll.

1. Direct Deposit ("WebPay"/Payroll services). CLIENT authorizes Paylocity to pay employees designated by CLIENT via Direct Deposit electronic funds transfer, amounts due and payable to them by CLIENT. CLIENT must retain and provide upon request copies of each employee authorization form for two (2) years after they expire.
2. Bank Checks ("WebPay"/Payroll services). CLIENT authorizes Paylocity to pay employees designated by CLIENT via bank check drawn on a bank account maintained by Paylocity solely for this purpose. Uncashed bank checks outstanding for more than six months will be voided and the cash will be returned to the CLIENT. CLIENT acknowledges that they are responsible for unclaimed property filings and any other escheatment duties within the respective state(s) or jurisdiction(s) CLIENT conducts business.
3. Payroll Tax Filing ("WebPay"/Payroll services). CLIENT authorizes Paylocity to perform payroll tax services that include the responsibility for tax deposits and timely filings of Federal, State and Local employment tax returns. Paylocity will serve as a "limited agent" for CLIENT in respect to tax filing, only for purposes of any required agency for deposits and filings with the Internal Revenue Service and/or any state reporting agency. Paylocity is not otherwise an agent of CLIENT, nor is Paylocity in partnership or otherwise affiliated with CLIENT'S business. CLIENT also grants Paylocity limited power of attorney to sign all obligatory and necessary forms to appropriate government channels and banks. CLIENT agrees to execute a "Reporting Agent Authorization" and "FEIN and State Info" in conjunction with using this service and agrees to provide timely information to Paylocity regarding changes in deposit frequencies and state unemployment rates in order for Paylocity to assume liability for any penalties and/or interest.
4. Time and Labor services ("WebTime", "PETE"). CLIENT authorizes Paylocity to make available the services and software for time tracking and reporting. Monthly billing will commence after training has been completed. Client will be billed for the first month in full. To the extent that CLIENT has procured timekeeping equipment during the course of the relationship with Paylocity, CLIENT agrees to return all equipment to Paylocity promptly upon termination of services or Agreement. Any damaged, unreturned or unusable equipment will be the responsibility of the CLIENT.
5. Benefits Administration services ("Enterprise Benefits", "WebBenefits"). CLIENT authorizes Paylocity to make available the services and software for CLIENT to administer employee benefits. Monthly billing will commence the earliest month upon which 1) five or more CLIENT users have logged into the system 2) the date the system is made active for CLIENT employees or 3) the first of the month after ninety days from site creation.
6. Applicant Tracking services ("WebATS", "Enterprise Recruiting", Talent Management). CLIENT authorizes Paylocity to make available the services and software for recruitment management. A user account is defined as a named licensed seat and is required to access this service. User accounts are not transferrable and are not allowed to be shared among users or provided to any third party or individual.
7. Affordable Care Act compliance services (HR Services, "ACA Enhanced", "ACA Essentials"). CLIENT authorizes Paylocity to file forms 1095c and 1094c based on data entered by CLIENT including employee classifications, status and any other relevant data. Paylocity will serve as a "limited agent" for CLIENT in respect to information return filing with the Internal Revenue Service. Paylocity is not otherwise an agent of CLIENT, nor is Paylocity in partnership or otherwise affiliated with CLIENT'S business. CLIENT also grants Paylocity limited power of attorney to sign all obligatory and necessary forms to appropriate government channels. CLIENT agrees to execute a "Reporting Agent Authorization" in conjunction with using this service, the same Form 8655 used for Tax Filing clients is sufficient for ACA Reporting. CLIENT agrees to provide timely information to Paylocity regarding any changes in legal name or FEIN.

MISCELLANEOUS TERMS AND PROVISIONS

1. Independent Contractor. The relationship between Paylocity and the CLIENT is that of an independent contractor. Paylocity shall supply all personnel, equipment, materials, and supplies at its own expense, except as specifically set forth herein. Paylocity shall not be deemed to be, nor shall it represent itself as, employees, partners, or joint venturers of the CLIENT. Paylocity is not entitled to workers' compensation benefits or other employee benefits from the CLIENT and is obligated to directly pay federal and state income tax on money earned under this Agreement.
2. No Third Party Beneficiary. This Agreement is entered into solely for the benefit of the contracting parties, and nothing in this Agreement is intended, either expressly or impliedly, to provide any right or benefit of any kind whatsoever to any person and/or entity who is not a party to this Agreement or to acknowledge, establish or impose any legal duty to any third party. Nothing herein shall be construed as an express and/or implied waiver of any common law and/or statutory immunities, defenses and/or privileges of the CLIENT and/or Paylocity, and/or any of their respective officials, officers and/or employees, including but not limited to the Illinois Local Governmental and Governmental Employees Tort Immunity Act.
3. No Waiver. Waiver of any of the terms of this Agreement shall not be valid unless it is in writing and signed by all Parties. The failure of claimant to enforce the provisions of this Agreement, or require performance by opponent of any of the provisions, shall not be construed as a waiver of such provisions or affect the right of claimant to thereafter enforce the provisions of this Agreement. Waiver of any breach of this Agreement shall not be held to be a waiver of any other or subsequent breach of the Agreement.
4. Entire Agreement. This Agreement contains the entire agreement between the Parties and no statement, promise or inducement made by either Party to the agency of either Party that is not contained in this written Agreement shall be valid or binding.

5. Amendment. No amendment or modification shall be made to this Agreement unless it is in writing and signed by both Parties.

6. Headings. The headings for each paragraph of this Agreement are for convenience and reference purposes only and in no way define, limit or describe the scope or intent of said paragraphs or of this Agreement nor in any way affect this Agreement.

7. Notice. All notices, demands, requests, exercises and other communications required or permitted to be given by either Party under this Agreement shall be in writing and shall be deemed given when such notice has been personally delivered, sent by facsimile, or deposited in the United States mail, with postage thereon prepaid, addressed to the other Party at the following addresses:

If to CLIENT: Executive Director
Wheaton Park District
102 E. Wesley St.
Wheaton, Illinois 60187
Fax: 630-665-5880

If to Paylocity: Paylocity Corporation
Attn: Corporate Controller
3850 N. Wilke Road
Arlington Heights, Illinois 60004
Fax: 847-890-6652

8. Severability. The invalidity of any section, paragraph or subparagraph of this Agreement shall not impair the validity of any other section, paragraph or subparagraph. If any provision of this Agreement is determined to be unenforceable, such provision shall be deemed severable and the Agreement may be enforced with such provision severed or as modified by such court.

9. Conflict of Interest. Paylocity represents and certifies that, to the best of its knowledge, (1) no CLIENT employee or agent is interested in the business of Paylocity or this Agreement; (2) as of the date of this Agreement neither Paylocity nor any person employed or associated with Paylocity has any interest that would conflict in any manner or degree with the performance of the obligations under this Agreement; and (3) neither Paylocity nor any person employed by or associated with Paylocity shall at any time during the term of this Agreement obtain or acquire any interest that would conflict in any manner or degree with the performance of the obligations under this Agreement.

10. No Collusion. Paylocity represents and certifies that (1) Paylocity is not barred from contracting with a unit of state or local government as a result of (a) a delinquency in the payment of any tax administered by the Illinois Department of Revenue unless Paylocity is contesting, in accordance with the procedures established by the appropriate revenue act, its liability for the tax or the amount of the tax; or (b) a violation of either Section 33E-3 or Section 33E-4 of Article 33E of the Illinois Criminal Code of 1961, 720 ILCS 5/33E-1 et seq.; (2) only persons, firms, or corporations interested in this Agreement as principals have been those disclosed to the CLIENT prior to the execution of this Agreement; and (3) this Agreement is made by the Paylocity without collusion with any other person, firm, or corporation. If at any time it shall be found that Paylocity has, in procuring this Agreement, colluded with any other person, firm, or corporation, then Paylocity shall be liable to the CLIENT for all loss or damage that the CLIENT may suffer, and this Agreement shall, at CLIENT's option, be null and void.

11. Sexual Harassment Policy. Paylocity certifies that it has a written Sexual Harassment Policy in full compliance with 775 ILCS 5/2-105(A)(4).

12. Non-Discrimination. In all hiring or employment by Paylocity pursuant to this Agreement, there shall be no discrimination against any employee or applicant for employment because of age, race, gender, creed, national origin, marital status, or the presence of any sensory, mental, or physical handicap, unless based upon a bona fide occupational qualification. Paylocity agrees that no person shall be denied, or subjected to discrimination in receipt of the benefit of any services or activities made possible by, or resulting from, this Agreement.

Company Name WHEATON PARK DISTRICT

Authorized Officer's Name _____ Title _____
Print

Authorized Officer's Signature _____ Date _____

PAYLOCITY CORPORATION

By: _____

Its: _____

Date: _____

EXHIBIT A

INSURANCE REQUIREMENTS

Paylocity shall purchase and maintain the insurance of the types and amounts set forth below:

A. Commercial General and Umbrella Liability Insurance

Paylocity shall maintain commercial general liability (CGL) and, if necessary, commercial umbrella insurance with a limit of not less than \$2,000,000 each occurrence. If such CGL insurance contains a general aggregate limit, it shall apply separately to this project/location.

CGL insurance shall be written on Insurance Services Office (ISO) occurrence form CG 00 01 10 93, or a substitute form providing equivalent coverage, and shall cover liability arising from premises, operations, independent contractors, products-completed operations, personal injury and advertising injury, and liability assumed under an insured contract (including the tort liability of another assumed in a business contract).

This insurance shall apply as primary insurance with respect to any other insurance or self-insurance afforded to Owner.

B. Business Auto and Umbrella Liability Insurance

Paylocity shall maintain business auto liability and, if necessary, commercial umbrella liability insurance with a limit of not less than \$1,000,000 each accident. Such insurance shall cover liability arising out of any auto including owned, hired and non-owned autos.

Business auto insurance shall be written on Insurance Services Office (ISO) form CA 00 01, CA 00 05, CA 00 12, CA 00 20, or a substitute form providing equivalent liability coverage. If necessary, the policy shall be endorsed to provide contractual liability coverage equivalent to that provided in the 1990 and later editions of CA 00 01.

C. Workers Compensation Insurance

Paylocity shall maintain workers compensation and employers liability insurance. The commercial umbrella and/or employers liability limits shall not be less than \$1,000,000 each accident for bodily injury by accident or \$1,000,000 each employee for bodily injury by disease.

Paylocity waives all rights against CLIENT and its officers, officials, employees, volunteers and agents for recovery of damages arising out of or incident to the Paylocity's activities.

D. General Insurance Provisions

1. Evidence of Insurance

Paylocity shall furnish CLIENT with a certificate(s) of insurance and applicable policy endorsement(s), executed by a duly authorized representative of each insurer, showing compliance with the insurance requirements set forth above.

Cancellation will be in accordance with the policy terms and conditions. Failure of CLIENT to demand such certificate, endorsement or other evidence of full compliance with these insurance requirements or failure of CLIENT to identify a deficiency from evidence that is provided shall not be construed as waiver of Paylocity's obligation to maintain such insurance.

CLIENT shall have the right, but not the obligation, of prohibiting Paylocity from commencing the services until such certificates or other evidence that insurance has been placed in complete compliance with these requirements is received and approved by CLIENT.

Failure to maintain the required insurance may result in termination of this Contract at CLIENT's option.

2. Acceptability of Insurers

For insurance companies which obtain a rating from A.M. Best, that rating should be no less than A VII using the most recent edition of the A.M. Best's Key Rating Guide. If the Best's rating is less than A VII or a Best's rating is not obtained, the CLIENT has the right to reject insurance written by an insurer it deems unacceptable.

3. Subcontractors

Paylocity shall cause each subcontractor employed by Paylocity to purchase and maintain insurance of the type specified above. When requested by the CLIENT, Paylocity shall furnish copies of certificates of insurance evidencing coverage for each subcontractor.

TO: Board of Commissioners

FROM: Rob Sperl, Director of Parks and Planning
Steve Hinchee, Superintendent of Planning

THROUGH: Michael Benard, Executive Director

RE: Community Center Interior Renovation – Phase 1 Continuation

DATE: August 20, 2021



SUMMARY:

In late 2019 Williams Architects was contracted to prepare plans and specifications for interior renovations at the Community Center. The project was divided into two phases according to the priorities that were outlined and presented at the September 2019 B&G meeting. Phase one included design and construction drawings. Phase two was for construction supervision and related services.

Work on phase one of the project was approximately 50% complete when Covid-19 occurred, and we directed Williams to stop work. Staff requested a revised proposal addressing the remaining work in phase one specific to the upper level that includes material finish, color selection and casework design. This will provide plans and material selections that will allow smaller renovations to occur by staff.

PREVIOUS COMMITTEE/BOARD ACTION:

Williams Architects presented the Interiors report at the February 6, 2019 Building and Grounds subcommittee meeting.

Studies were provided for the June 5, 2019 Building and Grounds subcommittee meeting.

A tour of the building was conducted at the July 10, 2019 Building and Grounds subcommittee meeting, and priority of work was presented at the September 2019 Buildings and Ground subcommittee meeting.

A \$132,500 contract with Williams Architects for phase 1 and 2 interior renovations was approved at the December 11, 2019 Board meeting.

REVENUE OR FUNDING IMPLICATIONS:

\$1,000,000 is currently proposed for the 2022 budget for Community Center renovations based on what was previously budgeted in 2020. An additional 18% is available through the special recreation funding. The scope of work recommended here was previously estimated by Williams at approximately \$500,000.

STAKEHOLDER PROCESS:

Facility staff has provided input throughout this process and a facility participant survey was conducted.

LEGAL REVIEW:

N/A

ATTACHMENTS:

Williams Architects proposal dated July 14, 2021

ALTERNATIVES:

N/A

RECOMMENDATION:

It is recommended that the Wheaton Park District Board of Commissioner's approve a contract with Williams Architects for in the amount of for \$24,300 the Community Center.

14 July 2021

Mr. Rob Sperl, Director of Parks and Planning
Wheaton Park District
102 East Wesley Street
Wheaton, IL 60187

Re: Letter of Proposed Agreement for Interior Finish Selection Services
Wheaton Park District Community Center
WA Project No. 2021-TBD

**PROFESSIONAL SERVICES AGREEMENT –
LETTER OF PROPOSED AGREEMENT (LOPA)**

Dear Mr. Sperl:

We at Williams Architects ("Architect") wish to thank you, your staff and the Board for this opportunity to continue our professional relationship in assisting the Wheaton Park District ("District") with services to provide interior finish and color selections for the Community Center at 1777 South Blanchard Street. Thank you for the opportunity to submit this Letter of Proposed Agreement ("LOPA") format to establish the business terms of our Services on the Project. This LOPA shall serve as our initial Agreement to perform the professional Services outlined herein.

In accord with your request, we have outlined the highlights of our proposed professional services and associated fees for the Project. Please refer to the pages that follow for additional detail.

ARCHITECTURAL & INTERIOR DESIGN TEAM MEMBERS

The following team members represent the Architects' Critical Management Team, however the services of many other talented professional and technical staff beyond those noted herein will also be utilized:

- Williams Architects – Architect of Record
 - Tom C. Poulos / Principal-in-Charge
 - Andrew R. Dogan / Principal & Project Executive
 - Carrie A. Kotera / Director of Interior Design
 - Brad O. Moser / Project Architect (for any construction administration services requested)

**SERVICES NOT TO BE PROVIDED BY THE ARCHITECT BUT WHICH MAY BE PROVIDED
DIRECT BY OWNER OR AS AN ADDITIONAL SERVICE BY THE ARCHITECT:**

- Bidding and Permitting Services
- Construction Administration
- Permit & Legal Fees
- Grant Initiatives
- Public Relations / Community Engagement / Marketing Initiatives
- Interior Signage / Graphics



PROJECT BACKGROUND & UNDERSTANDING OF PROJECT SCOPE

Williams Architects had previously been contracted by the District to complete prioritized interior renovation projects at the Community Center as per a Letter of Proposed Agreement dated 8 November 2019. As the COVID-19 pandemic has changed the District's capital implementation abilities, the District seeks to terminate that agreement and instead seek material finish, color selection, and casework design services that the District may utilize to complete updates to the Community Center using the Park District's own staff to directly purchase materials and install/apply same.

We will attend a total of four (4) meetings with Park District staff to confirm finish types and performance requirements, review overall budget/timing of installation, review and develop selections, and attend one (1) Buildings & Grounds Committee meeting to provide an update and solicit feedback before selections are finalized. One of these meetings with Park District staff will be held at the Architect's office in Itasca to facilitate presentation of material and color samples and options.

Our deliverables to the Park District will include a set of drawings including color and finish selections for each space within the building and elevations and typical sections for casework and counters in each space where replacement casework is required. Specifications and manufacturer's installation instructions for paint, flooring products, casework, ceiling tile, wall protection, and countertops will also be provided. In addition to these drawings and specifications, we will additionally provide up to (three) three-dimensional renderings of selected spaces to illustrate the character of the proposed improvements once materials are selected.

No reconfiguration or alteration of any spaces, systems, or fixtures beyond finish and casework/countertop replacement is included within this Scope of Work.

PRELIMINARY PROJECT SCHEDULE

Board / B&G Committee Approval	August 2021
Design / Selection Process (Four Meetings)	August – September 2021
Board / B&G Update	October 2021
Completion of Drawings & Specifications	October 2021
Procurement/Installation of Finishes by WPD	to be determined

TOTAL PROFESSIONAL PROJECT SERVICE FEES

We respectfully propose to perform the scope of work herein for a fixed fee of TWENTY-FOUR THOUSAND THREE HUNDRED DOLLARS (\$24,300.00).



ADDITIONAL SERVICES

Any Additional Services authorized by the District and approved in writing will be provided on an hourly basis from the rate table below. Although we do not anticipate engagement of any consultants for this effort, our consultants' rate schedules vary for each consultant, but they are generally comparable to our own rates enclosed herein.

**2020/2021
WILLIAMS ARCHITECTS
RATE TABLE**

Principal II	\$ 243.00/Hour
Principal I	\$ 224.00/Hour
Associate Principal	\$ 206.00/Hour
Senior Associate/Senior Project Mgr.	\$ 202.00/Hour
Associate / Project Manager.....	\$ 184.00/Hour
Architect III	\$ 163.00/Hour
Architect II	\$ 150.00/Hour
Architect I	\$ 135.00/Hour
Senior Project Coordinator II	\$ 163.00/Hour
Senior Project Coordinator I	\$ 150.00/Hour
Project Coordinator IV	\$ 123.00/Hour
Project Coordinator III	\$ 112.00/Hour
Project Coordinator II	\$ 95.00/Hour
Project Coordinator I.....	\$ 82.00/Hour
Project Technician II.....	\$ 64.00/Hour
Project Technician I.....	\$ 49.00/Hour
Aquatic Engineer II.....	\$ 194.00/Hour
Aquatic Engineer I.....	\$ 148.00/Hour
Director of Marketing.....	\$ 181.00/Hour
Marketing Coordinator.....	\$ 131.00/Hour
Accounting	\$ 174.00/Hour
Secretarial.....	\$ 123.00/Hour
Clerical	\$ 87.00/Hour
Director of Interior Design	\$ 165.00/Hour
Interior Designer V	\$ 129.00/Hour
Interior Designer IV	\$ 108.00/Hour
Interior Designer III.....	\$ 84.00/Hour
Interior Designer II.....	\$ 71.00/Hour
Interior Designer I.....	\$ 49.00/Hour

In addition to our estimated fees, we recommend the District maintain an Owner contingency fund within the overall project budget to allow for the potential of Additional Services and unforeseen conditions not included herein.

REIMBURSABLE EXPENSES

In addition to our professional services, we shall also invoice the client for our Project related Reimbursable Expenses at our direct cost. Project related Reimbursable Expenses include such items as travel, vehicle mileage, tolls, printing, copies, postage / messenger / delivery, direct miscellaneous Project supplies for sample boards, etc. We estimate reimbursable expenses to be approximately \$1,500 for this Scope of Work.

CONTINGENT OPTIONAL ADDITIONAL SERVICES

Professional services excluded from this LOPA can be provided on an hourly, or mutually agreed upon fixed fee basis by the District and Architect in accordance with the rate table herein. Upon the District's request and approval of the same, with scope and fee as established and as mutually agreed upon between the District and Architect, we will document the District's desired Contingent Optional Additional Services.

QUALIFICATIONS

This Letter of Proposed Agreement is based on the following assumptions and qualifications:

1. The documents being prepared are intended to provide the District with selections and information required to procure the materials indicated herein using their own staff, without the assistance of a contractor. Because there will be no Contractor, there will be no Owner-Contractor Agreement nor



General Conditions of the Contract for Construction specifying the relationship and responsibility of each party during construction or installation of said finishes. Accordingly, the District assumes all responsibilities for installation means and methods in accordance with manufacturer's instructions, verification of existing dimensions and quantities of materials required for the project, any required demolition and preparation required to install the proposed finishes, latent, hidden, or unforeseen conditions affecting the work, processes and procedures required to maintain warranties of completed installation, and sequencing of installation of proposed finishes. WA will provide the manufacturer's written installation instructions to the District for the selected materials to the extent they are available.

2. This LOPA does not include any services or documents required to bid, permit, or construct the project. Such services can be provided upon the District's request as an additional service.
3. This LOPA is based on the "professional standard of care" for architectural services provided by similar firms performing similar services. The client understands that while producing these documents, imperfections and inconsistencies may occur. We recommend that the Owner maintain a contingency fund to account for these conditions during the Construction/Installation Phase.
4. The following items or services are not part of our Basic Services, but can be provided as an Additional Service:
 - a. Meetings and site visits beyond those noted herein
 - b. Physical testing/core samples of any existing materials or assemblies
 - c. Zoning / Appearance Review Services and Meetings
 - d. As-Built Documentation

CLOSING

We wish to thank you for the opportunity to present this Letter of Proposed Agreement to the Wheaton Park District. We believe that we are an ideal partner for this Project given our previous work together and inherent knowledge of the building. If you have any additional questions or comments, please do not hesitate to contact us at your earliest convenience.

Cordially,



Andrew R. Dogan, AIA
Principal / Project Executive



Carrie A. Kotera
Director of Interior Design

Cc.: Sonja L. Sporleder / Williams Architects
Tom Poulos / Williams Interiors

APPROVAL:

The Wheaton Park District accepts the terms and conditions of this Letter of Proposed Agreement and authorizes Williams Architects to begin work immediately.

Printed Name and Title – Wheaton Park District Authorized Representative

Signature
Wheaton Park District Authorized Representative

Date

g:\2020\2020-002 wheaton pd comm. ctr. interior ren/b genrl_basic serv\lb05 contracts\owner_architect\lopa 20210709 wpd cc interiors selection assistance.docx



TO: Board of Commissioners

FROM: Rob Sperl, Director of Parks and Planning
Steve Hinchee, Superintendent of Planning

THROUGH: Michael Benard, Executive Director

RE: Lincoln Marsh Garage & Office Renovation Bid Results

DATE: August 20, 2021



SUMMARY:

The exteriors of the Lincoln Marsh office and garage are in very poor condition. There are numerous holes and rotten areas throughout the building envelope. The siding, soffits, fascia, windows, trim, and gutters all need to be replaced. Nevin Hedlund architects and Illinois Roofing Consultant Associates determined that the roofs are in good condition, however and do not need replacement at this time.

Staff worked with Nevin Hedlund Architects to prepare bid plans and specifications, which were sent out to the bidders on August 2, 2021. Bids were opened on August 17, 2021, and the results were as follows:

CONTRACTOR	BASE BID AMOUNT	ALTRENAME BID AMOUNT: Replacing (2) Garage Windows	UNIT COST: Sheathing per sheet
WallFill Exteriors	\$59,504	\$1,375	\$100
Red Feather Group	\$61,200	\$2,400	\$145
DuPree Construction	\$64,044	\$150	\$150

The architect reviewed the bids and recommended the low bidder, WallFill as the bid range was narrow indicating the scope of work was clear to all bidders. WallFill's references were checked and were found to be favorable.

PREVIOUS COMMITTEE/BOARD ACTION:

The renovations were discussed at the May 5, 2020 Buildings and Grounds subcommittee meeting as part of the capital budget prioritization discussion.

REVENUE OR FUNDING IMPLICATIONS:

Account	Description	Budget
40-800-822-53-5301-0000	Office and Garage Siding	\$35,000
40-800-822-53-5393-0000	Office and Garage Roof	\$21,500

The budget for these accounts totals \$56,000, although staff projected that the budget for the roofs would not be used when presented to the Board in May.

STAKEHOLDER PROCESS:

N/A.

LEGAL REVIEW:

Our legal counsel provided the front-end bid documents and sample legal agreement that will be used with the selected bidder.

ATTACHMENTS:

N/A

ALTERNATIVES:

N/A

RECOMMENDATION:

It is recommended that the Wheaton Park District Board of Commissioner's accept the base bid of \$59,504 and alternate bid of \$1,375 from WallFill Exteriors for a total of \$60,879 along with a 10% contingency of \$6,087.90.

TO: Board of Commissioners

FROM: Rob Sperl, Director of Parks and Planning
Steve Hinchee, Superintendent of Planning

THROUGH: Michael Benard, Executive Director

RE: 2021 Sealcoating Quotes

DATE: September 2, 2021



SUMMARY:

The sealcoating on the parking lots at Hoffman Park, Graf Park and the Central Athletic Complex has worn away over time and needs to be replaced. Crack filling, parking space striping, and curb painting also need to be performed in the lots.

Quotes were solicited on August 11, 2021. Staff contacted and followed up with 8 sealcoating and striping companies and received the following three quotes:

Contractor	Quote
Sur-Seal Parking Lot Maintenance	\$18,393.72
P & J Sealcoating	\$19,266.32
Maul Asphalt	\$21,153.00

After reviewing pricing from previous sealcoating projects, the quotes were found to be very competitive.

PREVIOUS COMMITTEE/BOARD ACTION:

N/A.

REVENUE OR FUNDING IMPLICATIONS:

Our typical budget for sealcoating is for materials only with staff completing the work. Due to competing priorities and the efficiency of contracted work, we are recommending to make up the difference with a portion of our asphalt replacement funds.

Account #	Description	Budget
40-101-000-53-5302-0000	Annual Patching, Asphalt Solvent, Bulk Sealcoat & Parking lot Striping	\$10,255
40-000-000-57-5701-0000	Asphalt Replacement	\$250,000

STAKEHOLDER PROCESS:

N/A

LEGAL REVIEW:

N/A

ATTACHMENTS:

N/A

ALTERNATIVES:

N/A

RECOMMENDATION:

It is recommended that the Wheaton Park District Board of Commissioner's accept the quote from Sur-Seal Parking Lot Maintenance for \$18,393.72

TO: Board of Commissioners

FROM: Rob Sperl, Director of Parks and Planning
Steve Hinchee, Superintendent of Planning

THROUGH: Michael Benard, Executive Director

RE: 2021 Prairie HVAC Quotes

DATE: August 24, 2021



SUMMARY:

The Prairie office building (855 Prairie) has a total of eleven furnaces and air conditioners. Four of the furnaces and their respective air conditioning units were over 20 years old and were replaced last winter.

In 2020 we had a consultant assess the systems to determine if there was a better way to operate the building. They recommended replacing with like systems or higher efficiency and to expect a useful life of 7-1/2 to 10 years. Following the consultants recommendations, staff provided a uniform scope of work that was quoted by all the contractors.

As budget allows, the goal would be to eventually replace all the units over the next 2 years. The new replacement units will be much more efficient and require less maintenance. Staff is seeking to replace another three units this year and the remaining four next year.

Quotes were solicited on August 12, 2021, and the results were as follows:

Contractor	Quote
Air Rite	\$23,775
MG Mechanical Service	\$24,000
Mel-O-Air	\$35,624

Air Rite has furnished & installed HVAC units at other park district locations and staff has been pleased with their work.

PREVIOUS COMMITTEE/BOARD ACTION:

N/A.

REVENUE OR FUNDING IMPLICATIONS:

Account #	Description	Budget
10-101-856-52-5210-0000	Prairie HVAC Year 2	\$32,000

STAKEHOLDER PROCESS:

N/A

LEGAL REVIEW:

N/A

ATTACHMENTS:

Excerpts from Berg Engineering assessment from January 9, 2020

ALTERNATIVES:

N/A

RECOMMENDATION:

It is recommended that the Wheaton Park District Board of Commissioner's accept the quote from Air Rite for \$23,775.

Excerpts from Berg Engineering assessment from January 9, 2020

Recommendations:

1. Replace the existing ten vertical (F-1 through F-10) and one horizontal (F-11) gas fired natural vent standard efficiency furnaces and associated cased cooling coil and remote refrigerant condensing unit with a like system meeting current energy Code requirements. Consider replacement with a higher efficiency condensing type furnace if cost associated with replacing existing gravity venting with a direct venting arrangement is deemed reasonable.

Comments:

1. The multiple furnace with condensing unit approach is not untypical for this building type. This system alternative is generally chosen for its low first cost compared to other decentralized and centralized systems. The on-off thermostat control of the unit heating and cooling results in some noticeable room temperature swing and limits humidity control. These residential quality furnace and condensing units have a useful service life of 7-1/2 to 10 years, have fan capacity adequate for limited duct distribution, and are capable of providing no more than typical space ventilation rates.

WHEATON PARK DISTRICT



Financial Overview

August, 2021

Financial Overview Table of Contents

Page #s	Statement Description
Board Requested	
<u>1</u>	WPD Summary
<u>2</u>	AGC Month and Year to Date Departmental Operating Summary
<u>3</u>	Cosley Zoo Analysis
<u>4</u>	Cash & Investments
<u>5</u>	Cash/Fund Balance Target Status Report
<u>6</u>	Investments Report
Balance Sheets	
<u>7</u>	General Fund Balance Sheets
<u>8</u>	Recreation Fund Balance Sheets
<u>9</u>	Cosley Zoo Fund Balance Sheets
<u>10</u>	Debt Service Fund Balance Sheets
<u>11</u>	Capital Projects Fund Balance Sheets
<u>12</u>	Arrowhead Golf Club Fund Balance Sheets
<u>13</u>	Information Technology Internal Service Fund Balance Sheets
<u>14</u>	Health Insurance Internal Service Fund Balance Sheets
Operating Statements Year To Date	
<u>15</u>	General Fund
<u>15</u>	Recreation Fund
<u>15</u>	Cosley Zoo Fund
<u>16</u>	Debt Service Fund
<u>16</u>	Capital Projects Fund
<u>16</u>	Arrowhead Golf Club Fund
<u>17</u>	Information Technology Internal Service Fund
<u>17</u>	Health Insurance Internal Service Fund
Operating Statements By Department Year To Date	
<u>18</u>	General Fund
<u>18 - 20</u>	Recreation Fund
<u>21 - 22</u>	Cosley Zoo Fund
<u>22 - 23</u>	Arrowhead Golf Club Fund
Special Areas Operating Statements	
<u>24</u>	Parks Plus Fitness Operating Summary
<u>25</u>	Central Athletic Complex Operating Summary
<u>26</u>	Special Events

WPD Summary

Page 1 of 26

Row Labels	Full Year Budget	Sum of CY Month	Sum of LY Month	Month Variance	% Month Variance	Sum of Curr YTD	Sum of LY YTD	YTD Variance	% YTD Variance
4-Revenues	\$32,665,189	\$3,261,949	\$2,557,249	\$704,700	27.56%	\$20,518,784	\$16,122,266	\$4,396,518	27.27%
5-Expenses	(\$31,959,770)	(\$2,041,585)	(\$1,525,379)	(\$516,206)	-33.84%	(\$13,523,974)	(\$14,059,578)	\$535,604	3.81%
Grand Total	\$705,419	\$1,220,364	\$1,031,870	\$188,494	18.27%	\$6,994,810	\$2,062,688	\$4,932,122	239.11%

Row Labels	Full Year Budget	Sum of CY Month	Sum of LY Month	Month Variance	% Month Variance	Sum of Curr YTD	Sum of LY YTD	YTD Variance	% YTD Variance
10-General									
4-Revenues	\$5,524,246	\$709,085	(\$3,007)	\$712,092	23681.15%	\$3,663,635	\$2,734,603	\$929,032	33.97%
5-Expenses	(\$4,635,889)	(\$281,190)	(\$223,224)	(\$57,967)	-25.97%	(\$2,397,951)	(\$2,051,711)	(\$346,240)	-16.88%
10-General Total	\$888,358	\$427,895	(\$226,230)	\$654,125	289.14%	\$1,265,684	\$682,892	\$582,792	85.34%
20-Recreation									
4-Revenues	\$9,675,791	\$1,168,265	\$171,281	\$996,984	582.07%	\$6,115,904	\$3,485,531	\$2,630,373	75.47%
5-Expenses	(\$8,642,189)	(\$667,113)	(\$319,926)	(\$347,187)	-108.52%	(\$4,375,918)	(\$3,374,672)	(\$1,001,246)	-29.67%
20-Recreation Total	\$1,033,602	\$501,152	(\$148,645)	\$649,797	437.15%	\$1,739,986	\$110,859	\$1,629,127	1469.55%
22-Cosley Zoo									
4-Revenues	\$1,531,908	\$208,613	\$71,470	\$137,143	191.89%	\$1,237,692	\$749,736	\$487,956	65.08%
5-Expenses	(\$1,434,352)	(\$92,510)	(\$82,440)	(\$10,070)	-12.21%	(\$884,955)	(\$788,080)	(\$96,875)	-12.29%
22-Cosley Zoo Total	\$97,556	\$116,103	(\$10,970)	\$127,073	1158.37%	\$352,737	(\$38,344)	\$391,081	1019.93%
30-Debt Service									
4-Revenues	\$4,429,627	\$109,009	\$1,064,857	(\$955,848)	-89.76%	\$2,267,494	\$3,322,400	(\$1,054,906)	-31.75%
5-Expenses	(\$4,449,449)	\$0	\$0	\$0	0.00%	(\$209,103)	(\$248,236)	\$39,134	15.76%
30-Debt Service Total	(\$19,822)	\$109,009	\$1,064,857	(\$955,848)	-89.76%	\$2,058,392	\$3,074,164	(\$1,015,772)	-33.04%
40-Capital Projects									
4-Revenues	\$1,508,248	\$2,442	\$2,262	\$180	7.95%	\$145,267	\$183,338	(\$38,071)	-20.77%
5-Expenses	(\$2,216,731)	(\$300,252)	(\$269,983)	(\$30,269)	-11.21%	(\$799,222)	(\$3,049,569)	\$2,250,347	73.79%
40-Capital Projects Total	(\$708,483)	(\$297,810)	(\$267,721)	(\$30,089)	-11.24%	(\$653,955)	(\$2,866,231)	\$2,212,276	77.18%
60-Golf Fund									
4-Revenues	\$8,073,308	\$1,055,584	\$1,241,841	(\$186,257)	-15.00%	\$6,111,318	\$4,551,432	\$1,559,886	34.27%
5-Expenses	(\$8,658,939)	(\$573,141)	(\$491,772)	(\$81,368)	-16.55%	(\$3,763,284)	(\$3,384,083)	(\$379,201)	-11.21%
60-Golf Fund Total	(\$585,631)	\$482,444	\$750,069	(\$267,625)	-35.68%	\$2,348,034	\$1,167,348	\$1,180,685	101.14%
70-Information Technology									
4-Revenues	\$516,872	\$0	\$0	\$0	0.00%	\$258,452	\$336,709	(\$78,257)	-23.24%
5-Expenses	(\$517,078)	(\$19,286)	(\$22,011)	\$2,725	12.38%	(\$215,479)	(\$242,804)	\$27,325	11.25%
70-Information Technology Total	(\$207)	(\$19,286)	(\$22,011)	\$2,725	12.38%	\$42,973	\$93,905	(\$50,932)	-54.24%
75-Health Insurance									
4-Revenues	\$1,405,189	\$8,950	\$8,544	\$406	4.75%	\$719,022	\$758,517	(\$39,496)	-5.21%
5-Expenses	(\$1,405,144)	(\$108,092)	(\$116,022)	\$7,930	6.83%	(\$878,063)	(\$920,423)	\$42,360	4.60%
75-Health Insurance Total	\$45	(\$99,142)	(\$107,478)	\$8,336	7.76%	(\$159,041)	(\$161,905)	\$2,864	1.77%
Grand Total	\$705,419	\$1,220,364	\$1,031,870	\$188,494	18.27%	\$6,994,810	\$2,062,688	\$4,932,122	239.11%

AGC Month & YTD Summary

Page 2 of 26

Row Labels	Full Year Budget	Sum of CY Month	Sum of LY Month	Month Variance	% Month Variance	Sum of Curr YTD	Sum of LY YTD	YTD Variance	% YTD Variance
60-Golf Fund									
000-Administration									
4-Revenues	\$1,764,839	\$280	\$437,140	(\$436,860)	-99.94%	\$880,134	\$1,348,116	(\$467,983)	-34.71%
5-Expenses	(\$2,975,958)	(\$85,661)	(\$67,280)	(\$18,381)	-27.32%	(\$719,244)	(\$652,319)	(\$66,925)	-10.26%
000-Administration Total	(\$1,211,119)	(\$85,380)	\$369,860	(\$455,241)	-123.08%	\$160,890	\$695,797	(\$534,907)	-76.88%
101-Parks Maintenance									
5-Expenses	(\$30,515)	(\$1,428)	(\$1,478)	\$50	3.37%	(\$21,918)	(\$19,547)	(\$2,372)	-12.13%
101-Parks Maintenance Total	(\$30,515)	(\$1,428)	(\$1,478)	\$50	3.37%	(\$21,918)	(\$19,547)	(\$2,372)	-12.13%
601-Golf Maintenance									
4-Revenues	\$0	\$0	\$0	\$0	0.00%	\$160	\$0	\$160	0.00%
5-Expenses	(\$1,056,555)	(\$93,223)	(\$110,014)	\$16,791	15.26%	(\$690,337)	(\$689,275)	(\$1,062)	-0.15%
601-Golf Maintenance Total	(\$1,056,555)	(\$93,223)	(\$110,014)	\$16,791	15.26%	(\$690,177)	(\$689,275)	(\$901)	-0.13%
611-Pro Shop/Golf Fees									
4-Revenues	\$2,429,547	\$475,594	\$489,193	(\$13,599)	-2.78%	\$2,438,686	\$1,758,755	\$679,930	38.66%
5-Expenses	(\$766,034)	(\$68,230)	(\$73,448)	\$5,218	7.10%	(\$476,199)	(\$395,124)	(\$81,075)	-20.52%
611-Pro Shop/Golf Fees Total	\$1,663,513	\$407,364	\$415,744	(\$8,381)	-2.02%	\$1,962,487	\$1,363,631	\$598,856	43.92%
612-Food and Beverage									
4-Revenues	\$3,871,422	\$579,710	\$315,508	\$264,202	83.74%	\$2,752,783	\$1,442,770	\$1,310,013	90.80%
5-Expenses	(\$3,820,271)	(\$324,579)	(\$239,534)	(\$85,046)	-35.50%	(\$1,853,974)	(\$1,627,066)	(\$226,909)	-13.95%
612-Food and Beverage Total	\$51,151	\$255,131	\$75,975	\$179,157	235.81%	\$898,809	(\$184,295)	\$1,083,104	587.70%
613-Cross Country Skiing									
4-Revenues	\$7,500	\$0	\$0	\$0	0.00%	\$39,555	\$1,790	\$37,765	2109.78%
5-Expenses	(\$9,606)	(\$19)	(\$18)	(\$1)	-4.22%	(\$1,612)	(\$753)	(\$859)	-114.12%
613-Cross Country Skiing Total	(\$2,106)	(\$19)	(\$18)	(\$1)	-4.22%	\$37,943	\$1,037	\$36,906	3558.89%
60-Golf Fund Total	(\$585,631)	\$482,444	\$750,069	(\$267,625)	-35.68%	\$2,348,034	\$1,167,348	\$1,180,685	101.14%
Grand Total	(\$585,631)	\$482,444	\$750,069	(\$267,625)	-35.68%	\$2,348,034	\$1,167,348	\$1,180,685	101.14%

Zoo Analysis

Page 3 of 26

Row Labels	Full Year Budget	Sum of CY Month	Sum of LY Month	Month Variance	% Month Variance	Sum of Curr YTD	Sum of LY YTD	YTD Variance	% YTD Variance
Cosley Zoo									
4-Revenues									
41-Taxes	\$1,013,622	\$134,694	\$9,644	\$125,050	1296.66%	\$690,697	\$564,497	\$126,200	22.36%
42-Charges for Services	\$391,086	\$61,187	\$55,767	\$5,420	9.72%	\$377,811	\$110,921	\$266,890	240.61%
44-Rentals	\$42,500	\$6,496	\$0	\$6,496	0.00%	\$18,856	\$8,634	\$10,222	118.40%
45-Product Sales	\$1,000	\$135	\$0	\$135	0.00%	\$135	\$118	\$17	14.41%
46-Grants & Donations	\$81,200	\$6,051	\$5,980	\$71	1.19%	\$149,139	\$60,001	\$89,138	148.56%
47-Misc. Income	\$0	\$0	\$0	\$0	0.00%	\$788	\$1,371	(\$583)	-42.51%
48-Interest Income	\$2,500	\$50	\$80	(\$29)	-36.55%	\$267	\$4,196	(\$3,929)	-93.63%
49-Transfers In	\$0								
4-Revenues Total	\$1,531,908	\$208,613	\$71,470	\$137,143	191.89%	\$1,237,692	\$749,736	\$487,956	65.08%
5-Expenses									
51-Salaries & Wages	(\$929,565)	(\$70,746)	(\$68,325)	(\$2,421)	-3.54%	(\$603,324)	(\$548,612)	(\$54,712)	-9.97%
52-Contractual Services	(\$280,288)	(\$9,175)	(\$5,874)	(\$3,301)	-56.20%	(\$159,533)	(\$146,313)	(\$13,220)	-9.04%
53-Supplies	(\$163,645)	(\$10,881)	(\$6,878)	(\$4,002)	-58.19%	(\$93,966)	(\$61,969)	(\$31,997)	-51.63%
54-Other Charges	(\$55,389)	(\$1,708)	(\$1,363)	(\$346)	-25.37%	(\$25,398)	(\$25,323)	(\$75)	-0.30%
57-Capital	(\$5,466)	\$0	\$0	\$0	0.00%	(\$2,733)	(\$5,863)	\$3,130	53.38%
59-Transfers Out	\$0								
5-Expenses Total	(\$1,434,352)	(\$92,510)	(\$82,440)	(\$10,070)	-12.21%	(\$884,955)	(\$788,080)	(\$96,875)	-12.29%
Cosley Zoo Total	\$97,556	\$116,103	(\$10,970)	\$127,073	1158.37%	\$352,737	(\$38,344)	\$391,081	1019.93%
Foundation									
Concessions									
1-Concession Sales	\$40,000	\$6,707	\$7,517	(\$810)	-10.77%	\$29,253	\$12,519	\$16,735	133.68%
2-Concession COGS	(\$20,000)	(\$3,883)	(\$2,008)	(\$1,875)	-93.37%	(\$11,569)	(\$3,363)	(\$8,206)	-244.00%
3-Concession Supplies	(\$1,700)	(\$670)	(\$191)	(\$478)	-250.49%	(\$1,134)	(\$414)	(\$720)	-173.85%
Concessions Total	\$18,300	\$2,154	\$5,317	(\$3,163)	-59.49%	\$16,551	\$8,741	\$7,809	89.34%
Gift Shop									
1-Gift Shop Sales	\$90,000	\$20,788	\$21,762	(\$975)	-4.48%	\$133,859	\$37,216	\$96,642	259.68%
2-Gift Shop COGS	(\$45,000)	(\$5,333)	(\$5,031)	(\$303)	-6.02%	(\$36,214)	(\$23,810)	(\$12,404)	-52.10%
Gift Shop Total	\$45,000	\$15,454	\$16,732	(\$1,277)	-7.64%	\$97,645	\$13,406	\$84,238	628.36%
Concession & Gift Shop									
4-Concession & Gift Shop Wages	(\$65,000)	(\$4,785)	(\$4,369)	(\$416)	-9.52%	(\$36,248)	(\$19,394)	(\$16,854)	-86.90%
Concession & Gift Shop Total	(\$65,000)	(\$4,785)	(\$4,369)	(\$416)	-9.52%	(\$36,248)	(\$19,394)	(\$16,854)	-86.90%
Foundation Total	(\$1,700)	\$12,823	\$17,679	(\$4,856)	-27.47%	\$77,948	\$2,754	\$75,194	2730.35%
Grand Total	\$95,856	\$128,926	\$6,709	\$122,217	1821.69%	\$430,685	(\$35,590)	\$466,275	1310.13%

Cash & Investments

Description	Current		
	Month	Prior Month	Month, Prior Year
Operating Funds			
10-General	5,184,722	4,772,865	3,154,032
20-Recreation	7,858,081	7,349,408	5,044,168
21-Special Recreation	224,288	110,179	111,692
22-Cosley Zoo	1,478,074	1,361,875	906,785
23-Liability	493,223	456,071	346,363
24-Audit	10,972	9,621	18,709
25-FICA	477,963	482,690	435,628
26-IMRF	589,597	606,394	488,555
30-Debt Service	2,846,178	2,737,169	3,851,713
60-Golf Fund	5,082,683	4,683,534	4,246,428
70-Information Technology	62,192	81,478	112,368
75-Health Insurance	114,157	216,167	114,831
Total Operating Funds	24,422,131	22,867,450	18,831,273
Capital Funds			
40-Capital Projects	4,425,970	4,734,965	4,218,945
Total Capital Funds	4,425,970	4,734,965	4,218,945
Total District Funds	28,848,101	27,602,415	23,050,218

Fund Balance Target Analysis
August, 2021

	General 10	Recreation 20	Cosley 22	Insurance Liability 23	Audit 24	FICA 25	IMRF 26	Debt Service 30	Golf 60
Basis of Measurement:									
Budgeted expenditures less budget capital expenditures	3 to 4 months	> 2 months	3 to 6 month	3 to 6 month	3 to 6 month	3 to 6 month	3 to 6 month	Min. target is \$5K; Max. is budgeted expenditures	2 - 4 months
FY 2021 Budget Basis:									
Budgeted expenditures less budgeted capital expenditures	4,340,492	8,619,962	1,428,886	626,518	26,664	615,198	783,414	3,106,262	8,647,279
FY 2021 Targets									
Target Minimum	1,085,120	1,436,660	357,220	156,630	6,670	153,800	195,850	5,000	1,441,210
Target Maximum	2,170,250	2,873,320	714,440	313,260	13,330	307,600	391,710	3,106,262	2,882,430
Fund Balance as of August, 2021									
Fund Balance as of 12/31/2020	3,829,097	4,806,074	1,134,564	375,807	23,644	543,176	609,457		
Net Profit (Loss) YTD thru August, 2021	1,265,684	1,739,986	352,737	117,416	(12,672)	(73,927)	(84,348)		
Fund Balance as of August, 2021	5,094,781	6,546,060	1,487,301	493,223	10,972	469,250	525,108		
Cash & Investments 12/31/2020								787,786	2,768,562
Cash & Investments August, 2021								2,846,178	5,082,683
Analysis Results									
	Over Maximum Target by	Over Maximum Target by	Over Maximum Target by	Over Maximum Target by	Meets Target	Over Maximum Target by	Over Maximum Target by	Meets Target	Over Maximum Target by
Variances									
Amount over maximum or (under minimum)	2,924,531	3,672,740	772,861	179,963	-	161,650	133,398	-	2,200,253

All Funds

Investment Report

Description	Current Balance	Prior Month Balance	Prior Year Balance
1110-Certificates of Deposit			
10-General	998,300	998,300	499,400
20-Recreation	499,600	499,600	288,800
21-Special Recreation	0	0	0
22-Cosley Zoo	0	0	0
23-Liability	0	0	0
24-Audit	0	0	7,569
25-FICA	0	0	0
26-IMRF	0	0	174,632
30-Debt Service	0	0	0
40-Capital Projects	998,400	998,400	1,423,008
60-Golf Fund	499,200	499,200	1,045,718
75-Health Insurance	0	0	0
Total Certificates of Deposit	2,995,500	2,995,500	3,439,125
1120-Treasuries			
10-General	0	0	0
20-Recreation	0	0	0
23-Liability	0	0	0
24-Audit	0	0	0
30-Debt Service	0	0	0
40-Capital Projects	0	0	0
60-Golf Fund	0	0	0
Total Treasuries	0	0	0
1122-Agencies			
10-General	0	0	0
20-Recreation	0	0	0
23-Liability	0	0	0
24-Audit	0	0	0
30-Debt Service	0	0	0
40-Capital Projects	0	0	0
60-Golf Fund	0	0	0
Total Agencies	0	0	0
Total Investments	2,995,500	2,995,500	3,439,125

General Fund

Balance Sheet

Description	Current Balance	Prior Month Balance	Prior Year Balance
Assets			
10-Cash & Cash Equivalents	4,186,422	3,774,565	2,654,632
11-Investments	998,300	998,300	499,400
12-Receivables	4,790,031	4,798,443	4,385,117
13-Interfund Receivables	0	0	0
14-Inventory	3,807	3,851	4,244
16-Prepaid/Deposits/Escrows	0	0	1,985
Total Assets	9,978,560	9,575,159	7,545,378
Liabilities			
20-ST Payables	(1,870)	(1,804)	(429)
21-Payroll Payables	(51,315)	(68,841)	(58,268)
22-Accruals	(34,192)	(34,192)	0
23-Interfund Payables	0	0	0
24-Unearned Revenues	(4,789,095)	(4,795,220)	(4,333,876)
25-Deposits/Uncashed/Stale Dated	(7,307)	(8,216)	(15,261)
29-Deferred Inflows	0	0	(77,680)
Total Liabilities	(4,883,779)	(4,908,273)	(4,485,514)
30-Fund Balance	(5,094,781)	(4,666,886)	(3,059,864)
Liabilities and Fund Balance	(9,978,560)	(9,575,159)	(7,545,378)

Recreation Fund

Balance Sheet

Description	Current Balance	Prior Month Balance	Prior Year Balance
Assets			
10-Cash & Cash Equivalents	7,358,481	6,849,808	4,755,369
11-Investments	499,600	499,600	288,800
12-Receivables	4,936,385	5,016,649	4,359,712
13-Interfund Receivables	0	0	0
14-Inventory	0	0	0
16-Prepaid/Deposits/Escrows	0	0	10,814
Total Assets	12,794,466	12,366,057	9,414,694
Liabilities			
20-ST Payables	(375,573)	(373,362)	(360,596)
22-Accruals	(41,685)	(41,685)	0
24-Unearned Revenues	(5,819,723)	(5,898,452)	(4,985,379)
25-Deposits/Uncashed/Stale Dated	(11,425)	(7,650)	(3,800)
Total Liabilities	(6,248,406)	(6,321,148)	(5,349,776)
30-Fund Balance	(6,546,060)	(6,044,908)	(4,064,918)
Liabilities and Fund Balance	(12,794,466)	(12,366,057)	(9,414,694)

Zoo Fund

Balance Sheet

Description	Current Balance	Prior Month Balance	Prior Year Balance
Assets			
10-Cash & Cash Equivalents	1,478,074	1,361,875	906,785
11-Investments	0	0	0
12-Receivables	1,044,410	1,047,165	1,029,189
13-Interfund Receivables	0	0	0
14-Inventory	0	0	0
16-Prepaid/Deposits/Escrows	0	0	0
Total Assets	2,522,484	2,409,040	1,935,974
Liabilities			
20-ST Payables	(1,760)	(1,760)	0
22-Accruals	(13,553)	(13,553)	0
24-Unearned Revenues	(1,019,870)	(1,022,528)	(1,023,184)
Total Liabilities	(1,035,183)	(1,037,842)	(1,023,184)
30-Fund Balance	(1,487,301)	(1,371,198)	(912,790)
Liabilities and Fund Balance	(2,522,484)	(2,409,040)	(1,935,974)

Debt Service Fund

Balance Sheet

Description	Current Balance	Prior Month Balance	Prior Year Balance
Assets			
10-Cash & Cash Equivalents	2,846,178	2,737,169	3,851,713
11-Investments	0	0	0
12-Receivables	4,316,676	4,316,676	4,231,515
13-Interfund Receivables	0	0	0
14-Inventory	0	0	0
15-Other Receivables	0	0	0
16-Prepaid/Deposits/Escrows	0	0	0
17-Other Assets	0	0	0
19-Capital Assets	0	0	0
Total Assets	7,162,854	7,053,845	8,083,228
Liabilities			
20-ST Payables	(1,816,782)	(1,816,782)	(1,747,395)
21-Payroll Payables	0	0	0
22-Accruals	0	0	0
23-Interfund Payables	0	0	0
24-Unearned Revenues	(4,316,676)	(4,316,676)	(4,227,400)
25-Escheats and Facility Deposits	0	0	0
26-Long Term-Debt	0	0	0
27-LT Vacation Accruals	0	0	0
Total Liabilities	(6,133,458)	(6,133,458)	(5,974,795)
30-Fund Balance	(1,029,396)	(920,387)	(2,108,433)
Liabilities and Fund Balance	(7,162,854)	(7,053,845)	(8,083,228)

Capital Projects Fund

Balance Sheet

Description	Current Balance	Prior Month Balance	Prior Year Balance
Assets			
10-Cash & Cash Equivalents	3,427,570	3,736,565	2,795,937
11-Investments	998,400	998,400	1,423,008
12-Receivables	274,587	263,402	453,493
13-Interfund Receivables	0	0	0
14-Inventory	0	0	0
15-Other Receivables	0	0	0
16-Prepaid/Deposits/Escrows	0	0	0
17-Other Assets	0	0	0
19-Capital Assets	0	0	0
Total Assets	4,700,557	4,998,367	4,672,438
Liabilities			
20-ST Payables	0	0	(224,667)
21-Payroll Payables	0	0	0
22-Accruals	(2,471)	(2,471)	0
23-Interfund Payables	0	0	0
24-Unearned Revenues	(100,005)	(100,005)	(152,213)
25-Escheats and Facility Deposits	0	0	0
26-Long Term-Debt	0	0	0
27-LT Vacation Accruals	0	0	0
Total Liabilities	(102,476)	(102,476)	(376,880)
30-Fund Balance	(4,598,081)	(4,895,891)	(4,295,558)
Liabilities and Fund Balance	(4,700,557)	(4,998,367)	(4,672,438)

Arrowhead Golf Club Fund

Balance Sheet

Description	Current Balance	Prior Month Balance	Prior Year Balance
Assets			
10-Cash & Cash Equivalents	4,583,483	4,184,334	3,200,710
11-Investments	499,200	499,200	1,045,718
12-Receivables	1,797,365	1,816,118	1,821,654
13-Interfund Receivables	0	0	0
14-Inventory	122,083	122,036	125,826
15-Other Receivables	23,000	23,000	23,000
16-Prepaid/Deposits/Escrows	1,573	1,572	40,297
17-Other Assets	20,184	20,184	3,833
19-Capital Assets	17,514,903	17,514,903	17,775,079
Total Assets	24,561,791	24,181,347	24,036,118
Liabilities			
20-ST Payables	(1,771,162)	(1,785,479)	(1,670,139)
21-Payroll Payables	(1,052)	(1,052)	(5,039)
22-Accruals	(68,413)	(68,413)	(80,805)
23-Interfund Payables	0	0	0
24-Unearned Revenues	(67)	(67)	(67)
25-Deposits/Uncashed/Stale Dated	(436,828)	(524,510)	(335,887)
26-Long-Term Debt	(1,024,340)	(1,024,340)	(2,549,717)
27-LT Vacation Accruals	(62,882)	(62,882)	(84,480)
29-Deferred Inflows	(239,047)	(239,047)	(193,913)
Total Liabilities	(3,603,790)	(3,705,789)	(4,920,047)
30-Fund Balance	(20,958,002)	(20,475,558)	(19,116,070)
Liabilities and Fund Balance	(24,561,791)	(24,181,347)	(24,036,118)

Information Technology

Balance Sheet

Description	Current Balance	Prior Month Balance	Prior Year Balance
Assets			
10-Cash & Cash Equivalents	62,192	81,478	112,368
11-Investments	0	0	0
12-Receivables	0	0	0
13-Interfund Receivables	0	0	0
14-Inventory	0	0	0
15-Other Receivables	0	0	0
16-Prepaid/Deposits/Escrows	0	0	506
17-Other Assets	0	0	0
19-Capital Assets	8,638	8,638	11,106
Total Assets	70,830	90,116	123,980
Liabilities			
20-ST Payables	0	0	0
21-Payroll Payables	0	0	0
22-Accruals	0	0	0
23-Interfund Payables	0	0	0
24-Unearned Revenues	0	0	0
25-Escheats and Facility Deposits	0	0	0
26-Long Term-Debt	0	0	0
27-LT Vacation Accruals	0	0	0
Total Liabilities	0	0	0
30-Fund Balance	(70,830)	(90,116)	(123,980)
Liabilities and Fund Balance	(70,830)	(90,116)	(123,980)

Health Insurance Fund

Balance Sheet

Description	Current Balance	Prior Month Balance	Prior Year Balance
Assets			
10-Cash & Cash Equivalents	114,157	216,167	114,831
11-Investments	0	0	0
12-Receivables	4,239	2,933	1,518
13-Interfund Receivables	0	0	0
14-Inventory	0	0	0
15-Other Receivables	0	0	0
16-Prepaid/Deposits/Escrows	0	0	0
17-Other Assets	0	0	0
19-Capital Assets	0	0	0
Total Assets	118,395	219,100	116,349
Liabilities			
20-ST Payables	0	0	0
21-Payroll Payables	0	(1,562)	(13)
22-Accruals	0	0	0
23-Interfund Payables	0	0	0
24-Unearned Revenues	0	0	0
25-Escheats and Facility Deposits	0	0	0
26-Long Term-Debt	0	0	0
27-LT Vacation Accruals	0	0	0
Total Liabilities	0	(1,562)	(13)
30-Fund Balance	(118,395)	(217,538)	(116,336)
Liabilities and Fund Balance	(118,395)	(219,100)	(116,349)

Row Labels	Full Year Budget	Sum of CY Month	Sum of LY Month	Month Variance	% Month Variance	Sum of Curr YTD	Sum of LY YTD	YTD Variance	% YTD Variance
10-General									
4-Revenues									
41-Taxes	\$4,751,516	\$630,260	\$40,420	\$589,840	1459.28%	\$3,231,908	\$2,365,905	\$866,003	36.60%
42-Charges for Services	\$375,020	\$73,327	(\$44,260)	\$117,587	265.67%	\$238,572	\$16,372	\$222,199	1357.19%
43-Debt Proceeds	\$0								
44-Rentals	\$84,667	\$140	\$0	\$140	0.00%	\$52,970	\$80,942	(\$27,972)	-34.56%
45-Product Sales	\$150,299	\$3,307	\$68	\$3,239	4763.90%	\$36,112	\$1,062	\$35,049	3300.32%
46-Grants & Donations	\$141,832	\$960	\$363	\$597	164.59%	\$96,074	\$91,085	\$4,988	5.48%
47-Misc. Income	\$5,913	\$870	\$41	\$829	2022.73%	\$6,546	\$148,691	(\$142,146)	-95.60%
48-Interest Income	\$15,000	\$220	\$361	(\$141)	-39.03%	\$1,455	\$30,545	(\$29,091)	-95.24%
49-Transfers In	\$0								
4-Revenues Total	\$5,524,246	\$709,085	(\$3,007)	\$712,092	23681.15%	\$3,663,635	\$2,734,603	\$929,032	33.97%
5-Expenses									
51-Salaries & Wages	(\$2,387,733)	(\$180,575)	(\$175,885)	(\$4,691)	-2.67%	(\$1,436,352)	(\$1,368,198)	(\$68,155)	-4.98%
52-Contractual Services	(\$1,213,539)	(\$38,282)	(\$18,983)	(\$19,299)	-101.66%	(\$571,329)	(\$439,581)	(\$131,749)	-29.97%
53-Supplies	(\$527,584)	(\$58,480)	(\$20,431)	(\$38,049)	-186.23%	(\$266,450)	(\$156,065)	(\$110,384)	-70.73%
54-Other Charges	(\$211,635)	(\$3,853)	(\$1,276)	(\$2,577)	-201.97%	(\$52,131)	(\$62,229)	\$10,099	16.23%
57-Capital	(\$295,397)	\$0	(\$6,649)	\$6,649	100.00%	(\$71,688)	(\$25,637)	(\$46,051)	-179.63%
59-Transfers Out	\$0	\$0	\$0	\$0	0.00%	\$0	\$0	\$0	0.00%
5-Expenses Total	(\$4,635,889)	(\$281,190)	(\$223,224)	(\$57,967)	-25.97%	(\$2,397,951)	(\$2,051,711)	(\$346,240)	-16.88%
10-General Total	\$888,358	\$427,895	(\$226,230)	\$654,125	289.14%	\$1,265,684	\$682,892	\$582,792	85.34%
20-Recreation									
4-Revenues									
41-Taxes	\$4,699,344	\$623,509	\$39,924	\$583,585	1461.74%	\$3,197,286	\$2,336,850	\$860,437	36.82%
42-Charges for Services	\$4,427,127	\$487,894	\$126,512	\$361,383	285.65%	\$2,682,476	\$1,047,219	\$1,635,258	156.15%
44-Rentals	\$214,927	\$22,485	\$2,963	\$19,523	658.88%	\$97,916	\$48,725	\$49,191	100.96%
45-Product Sales	\$182,172	\$36,124	\$1,613	\$34,511	2139.56%	\$119,343	\$4,357	\$114,986	2639.11%
46-Grants & Donations	\$17,218	\$169	\$0	\$169	0.00%	\$322	\$15,407	(\$15,085)	-97.91%
47-Misc. Income	\$25,002	(\$2,168)	\$11	(\$2,179)	-19807.18%	\$17,438	\$3,429	\$14,009	408.55%
48-Interest Income	\$20,000	\$252	\$259	(\$7)	-2.75%	\$1,122	\$29,545	(\$28,422)	-96.20%
49-Transfers In	\$90,000								
4-Revenues Total	\$9,675,791	\$1,168,265	\$171,281	\$996,984	582.07%	\$6,115,904	\$3,485,531	\$2,630,373	75.47%
5-Expenses									
51-Salaries & Wages	(\$4,544,911)	(\$441,902)	(\$229,941)	(\$211,961)	-92.18%	(\$2,631,496)	(\$2,057,695)	(\$573,801)	-27.89%
52-Contractual Services	(\$2,973,763)	(\$163,008)	(\$68,224)	(\$94,784)	-138.93%	(\$1,339,615)	(\$983,387)	(\$356,228)	-36.22%
53-Supplies	(\$878,303)	(\$60,427)	(\$11,263)	(\$49,163)	-436.50%	(\$317,035)	(\$243,124)	(\$73,911)	-30.40%
54-Other Charges	(\$222,986)	(\$1,777)	(\$10,498)	\$8,722	83.08%	(\$76,719)	(\$66,715)	(\$10,004)	-15.00%
57-Capital	(\$22,227)	\$0	\$0	\$0	0.00%	(\$11,053)	(\$23,752)	\$12,699	53.46%
59-Transfers Out	\$0	\$0	\$0	\$0	0.00%	\$0	\$0	\$0	0.00%
5-Expenses Total	(\$8,642,189)	(\$667,113)	(\$319,926)	(\$347,187)	-108.52%	(\$4,375,918)	(\$3,374,672)	(\$1,001,246)	-29.67%
20-Recreation Total	\$1,033,602	\$501,152	(\$148,645)	\$649,797	437.15%	\$1,739,986	\$110,859	\$1,629,127	1469.55%
22-Cosley Zoo									
4-Revenues									
41-Taxes	\$1,013,622	\$134,694	\$9,644	\$125,050	1296.66%	\$690,697	\$564,497	\$126,200	22.36%
42-Charges for Services	\$391,086	\$61,187	\$55,767	\$5,420	9.72%	\$377,811	\$110,921	\$266,890	240.61%
44-Rentals	\$42,500	\$6,496	\$0	\$6,496	0.00%	\$18,856	\$8,634	\$10,222	118.40%
45-Product Sales	\$1,000	\$135	\$0	\$135	0.00%	\$135	\$118	\$17	14.41%
46-Grants & Donations	\$81,200	\$6,051	\$5,980	\$71	1.19%	\$149,139	\$60,001	\$89,138	148.56%
47-Misc. Income	\$0	\$0	\$0	\$0	0.00%	\$788	\$1,371	(\$583)	-42.51%
48-Interest Income	\$2,500	\$50	\$80	(\$29)	-36.55%	\$267	\$4,196	(\$3,929)	-93.63%
49-Transfers In	\$0								
4-Revenues Total	\$1,531,908	\$208,613	\$71,470	\$137,143	191.89%	\$1,237,692	\$749,736	\$487,956	65.08%
5-Expenses									
51-Salaries & Wages	(\$929,565)	(\$70,746)	(\$68,325)	(\$2,421)	-3.54%	(\$603,324)	(\$548,612)	(\$54,712)	-9.97%
52-Contractual Services	(\$280,288)	(\$9,175)	(\$5,874)	(\$3,301)	-56.20%	(\$159,533)	(\$146,313)	(\$13,220)	-9.04%
53-Supplies	(\$163,645)	(\$10,881)	(\$6,878)	(\$4,002)	-58.19%	(\$93,966)	(\$61,969)	(\$31,997)	-51.63%
54-Other Charges	(\$55,389)	(\$1,708)	(\$1,363)	(\$346)	-25.37%	(\$25,398)	(\$25,323)	(\$75)	-0.30%
57-Capital	(\$5,466)	\$0	\$0	\$0	0.00%	(\$2,733)	(\$5,863)	\$3,130	53.38%

Operating Statements for the Major and Internal Service Funds

Page 16 of 26

Row Labels	Full Year Budget	Sum of CY Month	Sum of LY Month	Month Variance	% Month Variance	Sum of Curr YTD	Sum of LY YTD	YTD Variance	% YTD Variance
59-Transfers Out	\$0								
5-Expenses Total	(\$1,434,352)	(\$92,510)	(\$82,440)	(\$10,070)	-12.21%	(\$884,955)	(\$788,080)	(\$96,875)	-12.29%
22-Cosley Zoo Total	\$97,556	\$116,103	(\$10,970)	\$127,073	1158.37%	\$352,737	(\$38,344)	\$391,081	1019.93%
30-Debt Service									
4-Revenues									
41-Taxes	\$4,316,677	\$0	\$1,064,376	(\$1,064,376)	-100.00%	\$2,158,338	\$3,193,127	(\$1,034,789)	-32.41%
43-Debt Proceeds	\$0								
46-Grants & Donations	\$0								
47-Misc. Income	\$0	\$0	\$0	\$0	0.00%	\$0	\$9	(\$9)	-102.33%
48-Interest Income	\$4,000	\$59	\$481	(\$422)	-87.84%	\$206	\$11,939	(\$11,732)	-98.27%
49-Transfers In	\$108,950	\$108,950	\$0	\$108,950	0.00%	\$108,950	\$117,325	(\$8,375)	-7.14%
4-Revenues Total	\$4,429,627	\$109,009	\$1,064,857	(\$955,848)	-89.76%	\$2,267,494	\$3,322,400	(\$1,054,906)	-31.75%
5-Expenses									
52-Contractual Services	(\$3,106,262)	\$0	\$0	\$0	0.00%	(\$209,103)	(\$248,236)	\$39,134	15.76%
54-Other Charges	\$0								
57-Capital	\$0								
59-Transfers Out	(\$1,343,187)	\$0	\$0	\$0	0.00%	\$0	\$0	\$0	0.00%
5-Expenses Total	(\$4,449,449)	\$0	\$0	\$0	0.00%	(\$209,103)	(\$248,236)	\$39,134	15.76%
30-Debt Service Total	(\$19,822)	\$109,009	\$1,064,857	(\$955,848)	-89.76%	\$2,058,392	\$3,074,164	(\$1,015,772)	-33.04%
40-Capital Projects									
4-Revenues									
41-Taxes	\$0								
42-Charges for Services	\$0								
43-Debt Proceeds	\$0								
44-Rentals	\$42,885	\$0	\$0	\$0	0.00%	\$32,024	\$44,024	(\$12,000)	-27.26%
45-Product Sales	\$12,800	\$2,400	\$1,600	\$800	50.00%	\$24,800	\$13,145	\$11,655	88.66%
46-Grants & Donations	\$84,000	\$0	\$0	\$0	0.00%	\$87,000	\$84,000	\$3,000	3.57%
47-Misc. Income	\$376	\$0	\$0	\$0	0.00%	\$278	(\$3,385)	\$3,663	108.21%
48-Interest Income	\$25,000	\$42	\$662	(\$620)	-93.66%	\$1,165	\$45,554	(\$44,389)	-97.44%
49-Transfers In	\$1,343,187	\$0	\$0	\$0	0.00%	\$0	\$0	\$0	0.00%
4-Revenues Total	\$1,508,248	\$2,442	\$2,262	\$180	7.95%	\$145,267	\$183,338	(\$38,071)	-20.77%
5-Expenses									
51-Salaries & Wages	(\$176,629)	(\$12,563)	(\$12,399)	(\$164)	-1.32%	(\$111,088)	(\$103,258)	(\$7,830)	-7.58%
52-Contractual Services	(\$290,173)	(\$16,729)	(\$6,647)	(\$10,082)	-151.68%	(\$76,992)	(\$62,187)	(\$14,805)	-23.81%
53-Supplies	(\$258,650)	(\$12,398)	(\$5,494)	(\$6,904)	-125.66%	(\$85,386)	(\$46,893)	(\$38,493)	-82.09%
54-Other Charges	(\$5,250)	(\$161)	(\$41)	(\$120)	-291.78%	(\$2,961)	(\$2,130)	(\$831)	-39.01%
57-Capital	(\$1,377,080)	(\$149,451)	(\$245,402)	\$95,951	39.10%	(\$413,846)	(\$2,717,777)	\$2,303,931	84.77%
59-Transfers Out	(\$108,950)	(\$108,950)	\$0	(\$108,950)	0.00%	(\$108,950)	(\$117,325)	\$8,375	7.14%
5-Expenses Total	(\$2,216,731)	(\$300,252)	(\$269,983)	(\$30,269)	-11.21%	(\$799,222)	(\$3,049,569)	\$2,250,347	73.79%
40-Capital Projects Total	(\$708,483)	(\$297,810)	(\$267,721)	(\$30,089)	-11.24%	(\$653,955)	(\$2,866,231)	\$2,212,276	77.18%
60-Golf Fund									
4-Revenues									
41-Taxes	\$1,745,839	\$0	\$436,010	(\$436,010)	-100.00%	\$872,920	\$1,308,029	(\$435,109)	-33.26%
42-Charges for Services	\$2,007,370	\$394,182	\$345,040	\$49,143	14.24%	\$2,057,045	\$1,408,252	\$648,793	46.07%
44-Rentals	\$409,410	\$106,809	\$110,292	(\$3,484)	-3.16%	\$439,447	\$313,948	\$125,499	39.97%
45-Product Sales	\$3,872,189	\$552,252	\$349,400	\$202,852	58.06%	\$2,669,179	\$1,476,587	\$1,192,592	80.77%
46-Grants & Donations	\$0	\$0	\$0	\$0	0.00%	\$0	\$0	\$0	0.00%
47-Misc. Income	\$23,500	\$2,300	\$76	\$2,224	2926.34%	\$71,671	\$7,539	\$64,132	850.67%
48-Interest Income	\$15,000	\$40	\$1,023	(\$982)	-96.00%	\$1,056	\$37,077	(\$36,021)	-97.15%
49-Transfers In	\$0								
4-Revenues Total	\$8,073,308	\$1,055,584	\$1,241,841	(\$186,257)	-15.00%	\$6,111,318	\$4,551,432	\$1,559,886	34.27%
5-Expenses									
51-Salaries & Wages	(\$3,279,135)	(\$260,177)	(\$229,194)	(\$30,983)	-13.52%	(\$1,777,428)	(\$1,684,155)	(\$93,273)	-5.54%
52-Contractual Services	(\$3,330,957)	(\$120,877)	(\$74,066)	(\$46,811)	-63.20%	(\$818,482)	(\$815,717)	(\$2,765)	-0.34%
53-Supplies	(\$1,786,512)	(\$183,821)	(\$162,955)	(\$20,866)	-12.80%	(\$990,286)	(\$688,681)	(\$301,605)	-43.79%
54-Other Charges	(\$250,675)	(\$7,516)	(\$14,780)	\$7,265	49.15%	(\$87,533)	(\$97,105)	\$9,573	9.86%
57-Capital	(\$11,660)	(\$750)	(\$10,778)	\$10,028	93.04%	(\$89,555)	(\$98,426)	\$8,870	9.01%
59-Transfers Out	\$0	\$0	\$0	\$0	0.00%	\$0	\$0	\$0	0.00%

Row Labels	Full Year Budget	Sum of CY Month	Sum of LY Month	Month Variance	% Month Variance	Sum of Curr YTD	Sum of LY YTD	YTD Variance	% YTD Variance
5-Expenses Total	(\$8,658,939)	(\$573,141)	(\$491,772)	(\$81,368)	-16.55%	(\$3,763,284)	(\$3,384,083)	(\$379,201)	-11.21%
60-Golf Fund Total	(\$585,631)	\$482,444	\$750,069	(\$267,625)	-35.68%	\$2,348,034	\$1,167,348	\$1,180,685	101.14%
70-Information Technology									
4-Revenues									
42-Charges for Services	\$516,839	\$0	\$0	\$0	0.00%	\$258,420	\$336,666	(\$78,246)	-23.24%
43-Debt Proceeds	\$0								
47-Misc. Income	\$33	\$0	\$0	\$0	0.00%	\$33	\$43	(\$11)	-24.58%
48-Interest Income	\$0								
49-Transfers In	\$0								
4-Revenues Total	\$516,872	\$0	\$0	\$0	0.00%	\$258,452	\$336,709	(\$78,257)	-23.24%
5-Expenses									
52-Contractual Services	(\$392,722)	(\$19,286)	(\$21,892)	\$2,606	11.91%	(\$193,196)	(\$222,467)	\$29,272	13.16%
53-Supplies	(\$68,606)	\$0	(\$119)	\$119	99.61%	(\$22,283)	(\$20,336)	(\$1,947)	-9.57%
57-Capital	(\$55,750)	\$0	\$0	\$0	0.00%	\$0	\$0	\$0	0.00%
5-Expenses Total	(\$517,078)	(\$19,286)	(\$22,011)	\$2,725	12.38%	(\$215,479)	(\$242,804)	\$27,325	11.25%
70-Information Technology Total	(\$207)	(\$19,286)	(\$22,011)	\$2,725	12.38%	\$42,973	\$93,905	(\$50,932)	-54.24%
75-Health Insurance									
4-Revenues									
42-Charges for Services	\$1,292,476	\$0	\$0	\$0	0.00%	\$645,151	\$685,730	(\$40,580)	-5.92%
47-Misc. Income	\$110,963	\$8,950	\$8,544	\$406	4.75%	\$73,871	\$72,786	\$1,085	1.49%
48-Interest Income	\$1,750	\$0	\$0	(\$0)	0.00%	\$0	\$1	(\$1)	-126.00%
49-Transfers In	\$0								
4-Revenues Total	\$1,405,189	\$8,950	\$8,544	\$406	4.75%	\$719,022	\$758,517	(\$39,496)	-5.21%
5-Expenses									
52-Contractual Services	(\$1,405,144)	(\$108,092)	(\$116,022)	\$7,930	6.83%	(\$878,063)	(\$920,423)	\$42,360	4.60%
5-Expenses Total	(\$1,405,144)	(\$108,092)	(\$116,022)	\$7,930	6.83%	(\$878,063)	(\$920,423)	\$42,360	4.60%
75-Health Insurance Total	\$45	(\$99,142)	(\$107,478)	\$8,336	7.76%	(\$159,041)	(\$161,905)	\$2,864	1.77%
Grand Total	\$705,419	\$1,220,364	\$1,031,870	\$188,494	18.27%	\$6,994,810	\$2,062,688	\$4,932,122	239.11%

Page 18 of 26

Row Labels	Full Year Budget	Sum of CY Month	Sum of LY Month	Month Variance	% Month Variance	Sum of Curr YTD	Sum of LY YTD	YTD Variance	% YTD Variance
10-General									
000-Administration									
4-Revenues									
41-Taxes	\$2,375,758	\$315,138	\$20,291	\$294,847	1453.09%	\$1,615,962	\$1,183,136	\$432,826	36.58%
42-Charges for Services	\$339,701	\$68,057	(\$44,481)	\$112,537	253.00%	\$213,259	\$11,457	\$201,802	1761.39%
43-Debt Proceeds	\$0								
44-Rentals	\$79,667	\$0	\$0	\$0	0.00%	\$50,000	\$79,667	(\$29,667)	-37.24%
45-Product Sales	\$149,099	\$3,206	\$0	\$3,206	0.00%	\$35,762	\$708	\$35,055	4951.21%
46-Grants & Donations	\$1,832	\$597	\$0	\$597	0.00%	\$597	\$10	\$587	5870.00%
47-Misc. Income	\$750	\$19	\$41	(\$22)	-52.88%	\$842	\$58,695	(\$57,853)	-98.57%
48-Interest Income	\$15,000	\$220	\$361	(\$141)	-39.03%	\$1,455	\$30,545	(\$29,091)	-95.24%
49-Transfers In	\$0								
4-Revenues Total	\$2,961,806	\$387,238	(\$23,788)	\$411,026	1727.87%	\$1,917,877	\$1,364,218	\$553,659	40.58%
5-Expenses									
51-Salaries & Wages	(\$717,880)	(\$51,864)	(\$43,441)	(\$8,422)	-19.39%	(\$441,150)	(\$399,249)	(\$41,902)	-10.50%
52-Contractual Services	(\$609,834)	(\$28,029)	(\$10,506)	(\$17,523)	-166.79%	(\$298,445)	(\$183,111)	(\$115,335)	-62.99%
53-Supplies	(\$162,414)	(\$33,327)	\$3,375	(\$36,701)	-1087.45%	(\$83,009)	(\$15,228)	(\$67,781)	-445.11%
54-Other Charges	(\$191,181)	(\$3,604)	(\$918)	(\$2,686)	-292.57%	(\$48,483)	(\$52,548)	\$4,065	7.74%
57-Capital	(\$9,109)	\$0	\$0	\$0	0.00%	(\$4,555)	(\$8,427)	\$3,873	45.95%
59-Transfers Out	\$0	\$0	\$0	\$0	0.00%	\$0	\$0	\$0	0.00%
5-Expenses Total	(\$1,690,418)	(\$116,823)	(\$51,491)	(\$65,332)	-126.88%	(\$875,643)	(\$658,563)	(\$217,080)	-32.96%
000-Administration Total	\$1,271,388	\$270,415	(\$75,278)	\$345,693	459.22%	\$1,042,234	\$705,655	\$336,579	47.70%
101-Parks Maintenance									
4-Revenues									
41-Taxes	\$2,375,758	\$315,122	\$20,129	\$294,993	1465.51%	\$1,615,946	\$1,182,769	\$433,177	36.62%
42-Charges for Services	\$4,810	\$0	\$0	\$0	0.00%	\$3,131	\$0	\$3,131	0.00%
46-Grants & Donations	\$0	\$0	\$0	\$0	0.00%	\$0	\$0	\$0	0.00%
47-Misc. Income	\$5,163	\$851	\$0	\$851	0.00%	\$5,313	\$89,996	(\$84,683)	-94.10%
49-Transfers In	\$0								
4-Revenues Total	\$2,385,731	\$315,973	\$20,129	\$295,844	1469.74%	\$1,624,389	\$1,272,764	\$351,624	27.63%
5-Expenses									
51-Salaries & Wages	(\$1,557,603)	(\$120,888)	(\$125,727)	\$4,839	3.85%	(\$931,863)	(\$904,055)	(\$27,808)	-3.08%
52-Contractual Services	(\$537,223)	(\$9,310)	(\$7,880)	(\$1,430)	-18.14%	(\$242,165)	(\$230,313)	(\$11,852)	-5.15%
53-Supplies	(\$357,226)	(\$24,658)	(\$23,931)	(\$727)	-3.04%	(\$180,192)	(\$138,784)	(\$41,408)	-29.84%
54-Other Charges	(\$15,150)	(\$95)	\$0	(\$95)	0.00%	(\$2,778)	(\$8,019)	\$5,241	65.35%
57-Capital	(\$284,466)	\$0	(\$6,649)	\$6,649	100.00%	(\$66,223)	(\$15,378)	(\$50,845)	-330.63%
59-Transfers Out	\$0								
5-Expenses Total	(\$2,751,668)	(\$154,951)	(\$164,187)	\$9,236	5.63%	(\$1,423,221)	(\$1,296,548)	(\$126,674)	-9.77%
101-Parks Maintenance Total	(\$365,937)	\$161,022	(\$144,058)	\$305,079	211.78%	\$201,168	(\$23,783)	\$224,951	945.85%
430-Historical Museum									
4-Revenues									
42-Charges for Services	\$30,509	\$5,270	\$221	\$5,049	2284.72%	\$22,182	\$4,915	\$17,267	351.30%
44-Rentals	\$5,000	\$140	\$0	\$140	0.00%	\$2,970	\$1,275	\$1,695	132.94%
45-Product Sales	\$1,200	\$101	\$68	\$33	48.54%	\$349	\$355	(\$5)	-1.46%
46-Grants & Donations	\$140,000	\$363	\$363	\$0	0.12%	\$95,477	\$91,075	\$4,401	4.83%
47-Misc. Income	\$0	\$0	\$0	\$0	0.00%	\$391	\$0	\$391	0.00%
4-Revenues Total	\$176,709	\$5,874	\$652	\$5,223	801.03%	\$121,369	\$97,620	\$23,749	24.33%
5-Expenses									
51-Salaries & Wages	(\$112,250)	(\$7,823)	(\$6,716)	(\$1,107)	-16.48%	(\$63,339)	(\$64,895)	\$1,556	2.40%
52-Contractual Services	(\$66,482)	(\$943)	(\$596)	(\$347)	-58.14%	(\$30,719)	(\$26,157)	(\$4,562)	-17.44%
53-Supplies	(\$7,945)	(\$496)	\$125	(\$620)	-496.20%	(\$3,248)	(\$2,053)	(\$1,195)	-58.21%
54-Other Charges	(\$5,305)	(\$154)	(\$358)	\$204	56.88%	(\$869)	(\$1,663)	\$793	47.71%
57-Capital	(\$1,822)	\$0	\$0	\$0	0.00%	(\$911)	(\$1,832)	\$921	50.28%
5-Expenses Total	(\$193,803)	(\$9,416)	(\$7,546)	(\$1,870)	-24.78%	(\$99,087)	(\$96,600)	(\$2,487)	-2.57%
430-Historical Museum Total	(\$17,094)	(\$3,541)	(\$6,894)	\$3,353	48.63%	\$22,283	\$1,021	\$21,262	2082.48%
10-General Total	\$888,358	\$427,895	(\$226,230)	\$654,125	289.14%	\$1,265,684	\$682,892	\$582,792	85.34%
20-Recreation									
000-Administration									

Major Operating Funds by Department

Page 19 of 26

Row Labels	Full Year Budget	Sum of CY Month	Sum of LY Month	Month Variance	% Month Variance	Sum of Curr YTD	Sum of LY YTD	YTD Variance	% YTD Variance
4-Revenues									
41-Taxes	\$4,699,344	\$623,509	\$39,924	\$583,585	1461.74%	\$3,197,286	\$2,336,850	\$860,437	36.82%
42-Charges for Services	\$112,061	\$1,700	\$0	\$1,700	0.00%	\$26,350	\$12,666	\$13,684	108.04%
44-Rentals	\$26,680	\$13,575	\$190	\$13,385	7044.74%	\$27,781	\$13,843	\$13,938	100.69%
45-Product Sales	\$57,021	\$0	\$0	\$0	0.00%	\$0	\$17	(\$17)	-98.06%
46-Grants & Donations	\$17,218	\$158	\$0	\$158	0.00%	\$296	\$15,212	(\$14,916)	-98.05%
47-Misc. Income	\$4,702	\$818	\$11	\$807	7340.55%	\$5,649	\$3,122	\$2,528	80.97%
48-Interest Income	\$20,000	\$252	\$259	(\$7)	-2.75%	\$1,122	\$29,545	(\$28,422)	-96.20%
49-Transfers In	\$0								
4-Revenues Total	\$4,937,027	\$640,011	\$40,384	\$599,628	1484.81%	\$3,258,485	\$2,411,254	\$847,232	35.14%
5-Expenses									
51-Salaries & Wages	(\$1,340,664)	(\$87,606)	(\$83,480)	(\$4,126)	-4.94%	(\$747,393)	(\$750,309)	\$2,915	0.39%
52-Contractual Services	(\$759,873)	(\$23,196)	(\$15,670)	(\$7,525)	-48.02%	(\$295,964)	(\$306,604)	\$10,640	3.47%
53-Supplies	(\$101,950)	(\$2,015)	(\$1,385)	(\$630)	-45.46%	(\$13,087)	(\$17,867)	\$4,780	26.75%
54-Other Charges	(\$131,455)	(\$804)	(\$6,294)	\$5,490	87.23%	(\$40,698)	(\$45,775)	\$5,076	11.09%
57-Capital	(\$8,745)	\$0	\$0	\$0	0.00%	(\$4,555)	(\$8,427)	\$3,873	45.95%
59-Transfers Out	\$0	\$0	\$0	\$0	0.00%	\$0	\$0	\$0	0.00%
5-Expenses Total	(\$2,342,687)	(\$113,619)	(\$106,829)	(\$6,791)	-6.36%	(\$1,101,697)	(\$1,128,982)	\$27,285	2.42%
000-Administration Total	\$2,594,340	\$526,392	(\$66,445)	\$592,837	892.22%	\$2,156,788	\$1,282,272	\$874,517	68.20%
101-Parks Maintenance									
4-Revenues									
42-Charges for Services	\$7,596	\$0	\$0	\$0	0.00%	\$0	\$0	\$0	0.00%
44-Rentals	\$15,738	\$2,765	\$1,480	\$1,285	86.82%	\$10,086	\$5,533	\$4,553	82.30%
45-Product Sales	\$0								
47-Misc. Income	\$0	\$0	\$0	\$0	0.00%	\$0	\$307	(\$307)	-100.14%
4-Revenues Total	\$23,334	\$2,765	\$1,480	\$1,285	86.82%	\$10,086	\$5,840	\$4,246	72.71%
5-Expenses									
51-Salaries & Wages	(\$808,114)	(\$51,061)	(\$49,305)	(\$1,756)	-3.56%	(\$483,924)	(\$428,557)	(\$55,367)	-12.92%
52-Contractual Services	(\$330,995)	(\$15,721)	(\$9,515)	(\$6,206)	-65.22%	(\$140,164)	(\$116,226)	(\$23,938)	-20.60%
53-Supplies	(\$227,823)	(\$17,730)	(\$5,413)	(\$12,317)	-227.55%	(\$111,689)	(\$71,561)	(\$40,129)	-56.08%
57-Capital	(\$364)	\$0	\$0	\$0	0.00%	(\$182)	(\$2,866)	\$2,684	93.66%
5-Expenses Total	(\$1,367,297)	(\$84,512)	(\$64,233)	(\$20,279)	-31.57%	(\$735,959)	(\$619,210)	(\$116,750)	-18.85%
101-Parks Maintenance Total	(\$1,343,963)	(\$81,747)	(\$62,753)	(\$18,994)	-30.27%	(\$725,873)	(\$613,370)	(\$112,504)	-18.34%
220-Recreation Programs									
4-Revenues									
42-Charges for Services	\$2,439,907	\$248,334	\$72,396	\$175,937	243.02%	\$1,408,449	\$671,436	\$737,014	109.77%
44-Rentals	\$80,000	\$1,070	\$743	\$328	44.08%	\$33,481	\$18,594	\$14,887	80.06%
45-Product Sales	\$10,321	\$6,720	\$1,210	\$5,510	455.38%	\$10,960	\$2,907	\$8,054	277.04%
46-Grants & Donations	\$0	\$11	\$0	\$11	0.00%	\$26	\$195	(\$169)	-86.67%
47-Misc. Income	\$0	\$0	\$0	\$0	0.00%	\$0	\$0	\$0	0.00%
4-Revenues Total	\$2,530,228	\$256,135	\$74,349	\$181,786	244.50%	\$1,452,917	\$693,132	\$759,785	109.62%
5-Expenses									
51-Salaries & Wages	(\$1,094,747)	(\$94,182)	(\$48,293)	(\$45,889)	-95.02%	(\$539,968)	(\$484,595)	(\$55,373)	-11.43%
52-Contractual Services	(\$1,011,627)	(\$59,316)	(\$5,202)	(\$54,113)	-1040.24%	(\$453,388)	(\$277,903)	(\$175,485)	-63.15%
53-Supplies	(\$134,460)	(\$6,616)	(\$1,059)	(\$5,557)	-524.75%	(\$27,235)	(\$55,939)	\$28,704	51.31%
54-Other Charges	(\$768)	\$37	\$0	\$37	0.00%	\$0	(\$350)	\$350	100.00%
57-Capital	(\$3,644)	\$0	\$0	\$0	0.00%	(\$1,731)	(\$2,931)	\$1,200	40.96%
5-Expenses Total	(\$2,245,246)	(\$160,077)	(\$54,554)	(\$105,522)	-193.43%	(\$1,022,322)	(\$821,718)	(\$200,604)	-24.41%
220-Recreation Programs Total	\$284,982	\$96,058	\$19,794	\$76,264	385.29%	\$430,595	(\$128,586)	\$559,181	434.87%
221-Athletics									
4-Revenues									
42-Charges for Services	\$408,406	\$61,622	\$20,719	\$40,903	197.42%	\$317,154	\$105,142	\$212,011	201.64%
45-Product Sales	\$20,624	\$260	\$0	\$260	0.00%	\$5,102	\$0	\$5,102	0.00%
47-Misc. Income	\$0								
49-Transfers In	\$90,000								
4-Revenues Total	\$519,030	\$61,882	\$20,719	\$41,163	198.67%	\$322,255	\$105,142	\$217,113	206.50%
5-Expenses									
51-Salaries & Wages	(\$71,038)	(\$2,316)	(\$1,920)	(\$396)	-20.60%	(\$19,453)	(\$22,990)	\$3,537	15.38%

Major Operating Funds by Department

Page 20 of 26

Row Labels	Full Year Budget	Sum of CY Month	Sum of LY Month	Month Variance	% Month Variance	Sum of Curr YTD	Sum of LY YTD	YTD Variance	% YTD Variance
52-Contractual Services	(\$135,152)	(\$2,755)	(\$9,640)	\$6,885	71.42%	(\$56,098)	(\$24,807)	(\$31,291)	-126.14%
53-Supplies	(\$239,997)	(\$18,997)	\$0	(\$18,997)	0.00%	(\$86,922)	(\$75,446)	(\$11,476)	-15.21%
54-Other Charges	(\$53,096)	(\$816)	(\$4,189)	\$3,373	80.52%	(\$17,591)	(\$13,862)	(\$3,730)	-26.90%
57-Capital	\$0								
59-Transfers Out	\$0								
5-Expenses Total	(\$499,283)	(\$24,884)	(\$15,749)	(\$9,135)	-58.01%	(\$180,064)	(\$137,104)	(\$42,960)	-31.33%
221-Athletics Total	\$19,747	\$36,998	\$4,970	\$32,028	644.43%	\$142,191	(\$31,962)	\$174,154	544.88%
222-Pools									
4-Revenues									
42-Charges for Services	\$758,803	\$145,622	\$0	\$145,622	0.00%	\$735,078	\$1,824	\$733,254	40200.33%
44-Rentals	\$20,100	\$1,090	\$0	\$1,090	0.00%	\$7,830	\$0	\$7,830	0.00%
45-Product Sales	\$90,238	\$29,376	\$0	\$29,376	0.00%	\$102,994	\$0	\$102,994	0.00%
46-Grants & Donations	\$0								
47-Misc. Income	\$19,300	(\$3,031)	\$0	(\$3,031)	0.00%	\$11,744	\$0	\$11,744	0.00%
4-Revenues Total	\$888,441	\$173,056	\$0	\$173,056	0.00%	\$857,645	\$1,824	\$855,821	46920.03%
5-Expenses									
51-Salaries & Wages	(\$560,531)	(\$172,797)	(\$6,905)	(\$165,893)	-2402.50%	(\$533,161)	(\$58,151)	(\$475,010)	-816.86%
52-Contractual Services	(\$298,188)	(\$34,632)	(\$6,687)	(\$27,945)	-417.90%	(\$170,555)	(\$60,228)	(\$110,327)	-183.18%
53-Supplies	(\$63,982)	(\$10,268)	(\$105)	(\$10,162)	-9678.27%	(\$58,000)	(\$2,772)	(\$55,228)	-1992.35%
54-Other Charges	(\$20,773)	(\$71)	\$0	(\$71)	0.00%	(\$15,799)	(\$795)	(\$15,004)	-1887.26%
57-Capital	(\$2,186)	\$0	\$0	\$0	0.00%	(\$1,093)	(\$2,198)	\$1,105	50.29%
59-Transfers Out	\$0								
5-Expenses Total	(\$945,660)	(\$217,768)	(\$13,697)	(\$204,071)	-1489.90%	(\$778,608)	(\$124,145)	(\$654,463)	-527.18%
222-Pools Total	(\$57,219)	(\$44,712)	(\$13,697)	(\$31,015)	-226.44%	\$79,037	(\$122,321)	\$201,358	164.61%
224-Recreation Facilities									
4-Revenues									
42-Charges for Services	\$2,285	\$75	\$34	\$41	121.03%	\$1,328	\$187	\$1,142	610.51%
44-Rentals	\$70,159	\$3,894	\$315	\$3,579	1136.16%	\$17,034	\$10,052	\$6,983	69.47%
45-Product Sales	\$968	(\$422)	(\$79)	(\$343)	-433.97%	(\$883)	\$45	(\$927)	-2060.53%
47-Misc. Income	\$0	\$45	\$0	\$45	0.00%	\$45	\$0	\$45	0.00%
4-Revenues Total	\$73,412	\$3,592	\$270	\$3,322	1230.45%	\$17,525	\$10,283	\$7,242	70.43%
5-Expenses									
51-Salaries & Wages	(\$198,174)	(\$12,664)	(\$12,442)	(\$222)	-1.78%	(\$96,635)	(\$101,081)	\$4,446	4.40%
52-Contractual Services	(\$352,017)	(\$24,274)	(\$19,321)	(\$4,953)	-25.63%	(\$180,622)	(\$159,296)	(\$21,326)	-13.39%
53-Supplies	(\$34,164)	(\$2,359)	(\$197)	(\$2,162)	-1097.24%	(\$6,589)	(\$6,784)	\$195	2.88%
54-Other Charges	(\$3,936)	\$0	\$0	\$0	0.00%	(\$686)	(\$2,257)	\$1,571	69.61%
57-Capital	(\$3,644)	\$0	\$0	\$0	0.00%	(\$1,822)	(\$3,664)	\$1,842	50.28%
59-Transfers Out	\$0								
5-Expenses Total	(\$591,935)	(\$39,297)	(\$31,961)	(\$7,336)	-22.95%	(\$286,354)	(\$273,083)	(\$13,271)	-4.86%
224-Recreation Facilities Total	(\$518,522)	(\$35,705)	(\$31,691)	(\$4,014)	-12.67%	(\$268,829)	(\$262,800)	(\$6,029)	-2.29%
350-Special Facilities									
4-Revenues									
42-Charges for Services	\$698,068	\$30,542	\$33,363	(\$2,821)	-8.45%	\$194,117	\$255,964	(\$61,847)	-24.16%
44-Rentals	\$2,250	\$91	\$235	(\$144)	-61.15%	\$1,704	\$704	\$1,000	142.09%
45-Product Sales	\$3,000	\$190	\$482	(\$292)	-60.58%	\$1,169	\$1,389	(\$219)	-15.78%
46-Grants & Donations	\$0								
47-Misc. Income	\$1,000								
4-Revenues Total	\$704,318	\$30,824	\$34,080	(\$3,256)	-9.56%	\$196,991	\$258,057	(\$61,066)	-23.66%
5-Expenses									
51-Salaries & Wages	(\$471,643)	(\$21,276)	(\$27,596)	\$6,319	22.90%	(\$210,962)	(\$212,012)	\$1,050	0.50%
52-Contractual Services	(\$85,911)	(\$3,114)	(\$2,188)	(\$927)	-42.35%	(\$42,823)	(\$38,322)	(\$4,501)	-11.75%
53-Supplies	(\$75,927)	(\$2,442)	(\$3,104)	\$662	21.32%	(\$13,514)	(\$12,756)	(\$758)	-5.94%
54-Other Charges	(\$12,957)	(\$122)	(\$15)	(\$107)	-714.60%	(\$1,945)	(\$3,677)	\$1,732	47.09%
57-Capital	(\$3,644)	\$0	\$0	\$0	0.00%	(\$1,670)	(\$3,664)	\$1,994	54.42%
59-Transfers Out	\$0								
5-Expenses Total	(\$650,081)	(\$26,955)	(\$32,903)	\$5,947	18.08%	(\$270,914)	(\$270,430)	(\$484)	-0.18%
350-Special Facilities Total	\$54,237	\$3,868	\$1,177	\$2,691	228.63%	(\$73,923)	(\$12,373)	(\$61,550)	-497.45%
20-Recreation Total	\$1,033,602	\$501,152	(\$148,645)	\$649,797	437.15%	\$1,739,986	\$110,859	\$1,629,127	1469.55%

Major Operating Funds by Department

Page 21 of 26

Row Labels	Full Year Budget	Sum of CY Month	Sum of LY Month	Month Variance	% Month Variance	Sum of Curr YTD	Sum of LY YTD	YTD Variance	% YTD Variance
22-Cosley Zoo									
000-Administration									
4-Revenues									
41-Taxes	\$1,013,622	\$134,694	\$9,644	\$125,050	1296.66%	\$690,697	\$564,497	\$126,200	22.36%
42-Charges for Services	\$0								
44-Rentals	\$0								
45-Product Sales	\$0								
46-Grants & Donations	\$0	\$0	\$0	\$0	0.00%	\$0	\$0	\$0	0.00%
47-Misc. Income	\$0	\$0	\$0	\$0	0.00%	\$509	\$0	\$509	0.00%
48-Interest Income	\$2,500	\$50	\$80	(\$29)	-36.55%	\$267	\$4,196	(\$3,929)	-93.63%
49-Transfers In	\$0								
4-Revenues Total	\$1,016,122	\$134,744	\$9,724	\$125,021	1285.69%	\$691,473	\$568,692	\$122,781	21.59%
5-Expenses									
51-Salaries & Wages	(\$68,679)	(\$5,433)	(\$4,714)	(\$719)	-15.25%	(\$45,963)	(\$40,313)	(\$5,650)	-14.02%
52-Contractual Services	(\$11,888)	(\$411)	(\$216)	(\$195)	-90.25%	(\$5,937)	(\$6,104)	\$167	2.74%
53-Supplies	\$0								
54-Other Charges	(\$133)	\$0	\$0	\$0	0.00%	\$0	(\$5)	\$5	100.00%
57-Capital	\$0								
59-Transfers Out	\$0								
5-Expenses Total	(\$80,699)	(\$5,844)	(\$4,930)	(\$914)	-18.54%	(\$51,900)	(\$46,422)	(\$5,478)	-11.80%
000-Administration Total	\$935,423	\$128,900	\$4,794	\$124,107	2588.80%	\$639,573	\$522,270	\$117,303	22.46%
101-Parks Maintenance									
4-Revenues									
47-Misc. Income	\$0								
4-Revenues Total	\$0								
5-Expenses									
51-Salaries & Wages	(\$52,410)	(\$3,800)	(\$3,754)	(\$46)	-1.23%	(\$34,272)	(\$32,874)	(\$1,399)	-4.25%
52-Contractual Services	(\$5,827)	\$0	\$0	\$0	0.00%	(\$2,914)	(\$2,898)	(\$15)	-0.53%
53-Supplies	\$0								
57-Capital	\$0								
5-Expenses Total	(\$58,238)	(\$3,800)	(\$3,754)	(\$46)	-1.23%	(\$37,186)	(\$35,772)	(\$1,414)	-3.95%
101-Parks Maintenance Total	(\$58,238)	(\$3,800)	(\$3,754)	(\$46)	-1.23%	(\$37,186)	(\$35,772)	(\$1,414)	-3.95%
220-Recreation Programs									
4-Revenues									
42-Charges for Services	\$116,086	\$10,162	\$885	\$9,277	1048.30%	\$66,379	\$13,488	\$52,892	392.14%
45-Product Sales	\$1,000	\$135	\$0	\$135	0.00%	\$135	\$118	\$17	14.41%
46-Grants & Donations	\$0	\$0	\$0	\$0	0.00%	\$0	\$2,000	(\$2,000)	-100.00%
4-Revenues Total	\$117,086	\$10,297	\$885	\$9,412	1063.55%	\$66,514	\$15,606	\$50,909	326.21%
5-Expenses									
51-Salaries & Wages	\$0								
52-Contractual Services	(\$1,200)								
53-Supplies	(\$11,550)	(\$275)	\$0	(\$275)	0.00%	(\$1,442)	(\$619)	(\$822)	-132.85%
57-Capital	\$0								
5-Expenses Total	(\$12,750)	(\$275)	\$0	(\$275)	0.00%	(\$1,442)	(\$619)	(\$822)	-132.85%
220-Recreation Programs Total	\$104,336	\$10,022	\$885	\$9,137	1032.46%	\$65,073	\$14,986	\$50,087	334.22%
350-Special Facilities									
5-Expenses									
51-Salaries & Wages	(\$64,285)	(\$4,896)	(\$4,566)	(\$330)	-7.23%	(\$41,839)	(\$39,512)	(\$2,328)	-5.89%
52-Contractual Services	(\$11,600)	\$0	\$0	\$0	0.00%	(\$6,693)	(\$5,781)	(\$911)	-15.76%
53-Supplies	\$0								
54-Other Charges	(\$9,865)	(\$50)	(\$643)	\$593	92.28%	(\$2,256)	(\$1,908)	(\$348)	-18.24%
57-Capital	\$0								
5-Expenses Total	(\$85,750)	(\$4,946)	(\$5,209)	\$263	5.06%	(\$50,788)	(\$47,202)	(\$3,587)	-7.60%
350-Special Facilities Total	(\$85,750)	(\$4,946)	(\$5,209)	\$263	5.06%	(\$50,788)	(\$47,202)	(\$3,587)	-7.60%
501-Cosley Zoo Operations									
4-Revenues									
42-Charges for Services	\$275,000	\$51,024	\$54,882	(\$3,858)	-7.03%	\$311,431	\$97,433	\$213,998	219.64%
44-Rentals	\$42,500	\$6,496	\$0	\$6,496	0.00%	\$18,856	\$8,634	\$10,222	118.40%

Row Labels	Full Year Budget	Sum of CY Month	Sum of LY Month	Month Variance	% Month Variance	Sum of Curr YTD	Sum of LY YTD	YTD Variance	% YTD Variance
45-Product Sales	\$0	\$0	\$0	\$0	0.00%	\$0	\$0	\$0	0.00%
46-Grants & Donations	\$81,200	\$6,051	\$5,980	\$71	1.19%	\$149,139	\$58,001	\$91,138	157.13%
47-Misc. Income	\$0	\$0	\$0	\$0	0.00%	\$279	\$1,371	(\$1,092)	-79.66%
4-Revenues Total	\$398,700	\$63,572	\$60,862	\$2,710	4.45%	\$479,704	\$165,438	\$314,266	189.96%
5-Expenses									
51-Salaries & Wages	(\$744,191)	(\$56,617)	(\$55,292)	(\$1,326)	-2.40%	(\$481,250)	(\$435,914)	(\$45,336)	-10.40%
52-Contractual Services	(\$249,772)	(\$8,764)	(\$5,658)	(\$3,106)	-54.90%	(\$143,989)	(\$131,529)	(\$12,461)	-9.47%
53-Supplies	(\$152,095)	(\$10,605)	(\$6,878)	(\$3,727)	-54.19%	(\$92,525)	(\$61,350)	(\$31,174)	-50.81%
54-Other Charges	(\$45,391)	(\$1,658)	(\$719)	(\$939)	-130.61%	(\$23,142)	(\$23,410)	\$268	1.14%
57-Capital	(\$5,466)	\$0	\$0	\$0	0.00%	(\$2,733)	(\$5,863)	\$3,130	53.38%
5-Expenses Total	(\$1,196,914)	(\$77,645)	(\$68,547)	(\$9,098)	-13.27%	(\$743,639)	(\$658,065)	(\$85,573)	-13.00%
501-Cosley Zoo Operations Total	(\$798,214)	(\$14,074)	(\$7,685)	(\$6,388)	-83.13%	(\$263,934)	(\$492,627)	\$228,693	46.42%
22-Cosley Zoo Total	\$97,556	\$116,103	(\$10,970)	\$127,073	1158.37%	\$352,737	(\$38,344)	\$391,081	1019.93%
60-Golf Fund									
000-Administration									
4-Revenues									
41-Taxes	\$1,745,839	\$0	\$436,010	(\$436,010)	-100.00%	\$872,920	\$1,308,029	(\$435,109)	-33.26%
42-Charges for Services	\$0	\$0	\$0	\$0	0.00%	\$700	\$0	\$700	0.00%
46-Grants & Donations	\$0	\$0	\$0	\$0	0.00%	\$0	\$0	\$0	0.00%
47-Misc. Income	\$4,000	\$240	\$108	\$132	122.22%	\$5,458	\$3,011	\$2,448	81.29%
48-Interest Income	\$15,000	\$40	\$1,023	(\$982)	-96.00%	\$1,056	\$37,077	(\$36,021)	-97.15%
49-Transfers In	\$0								
4-Revenues Total	\$1,764,839	\$280	\$437,140	(\$436,860)	-99.94%	\$880,134	\$1,348,116	(\$467,983)	-34.71%
5-Expenses									
51-Salaries & Wages	(\$472,817)	(\$36,441)	(\$31,458)	(\$4,983)	-15.84%	(\$302,965)	(\$262,484)	(\$40,481)	-15.42%
52-Contractual Services	(\$2,262,509)	(\$36,564)	(\$29,675)	(\$6,888)	-23.21%	(\$301,457)	(\$320,252)	\$18,795	5.87%
53-Supplies	(\$103,372)	(\$7,126)	(\$3,253)	(\$3,872)	-119.03%	(\$67,070)	(\$36,447)	(\$30,622)	-84.02%
54-Other Charges	(\$136,166)	(\$5,531)	(\$2,893)	(\$2,638)	-91.17%	(\$47,144)	(\$31,670)	(\$15,474)	-48.86%
57-Capital	(\$1,093)	\$0	\$0	\$0	0.00%	(\$607)	(\$1,466)	\$858	58.55%
59-Transfers Out	\$0	\$0	\$0	\$0	0.00%	\$0	\$0	\$0	0.00%
5-Expenses Total	(\$2,975,958)	(\$85,661)	(\$67,280)	(\$18,381)	-27.32%	(\$719,244)	(\$652,319)	(\$66,925)	-10.26%
000-Administration Total	(\$1,211,119)	(\$85,380)	\$369,860	(\$455,241)	-123.08%	\$160,890	\$695,797	(\$534,907)	-76.88%
101-Parks Maintenance									
5-Expenses									
51-Salaries & Wages	(\$18,762)	(\$1,328)	(\$1,374)	\$47	3.39%	(\$12,048)	(\$11,981)	(\$67)	-0.56%
52-Contractual Services	(\$4,957)	(\$101)	(\$104)	\$3	3.02%	(\$2,674)	(\$2,651)	(\$23)	-0.88%
53-Supplies	(\$6,797)	\$0	\$0	\$0	0.00%	(\$7,196)	(\$4,914)	(\$2,281)	-46.43%
54-Other Charges	\$0								
57-Capital	\$0								
5-Expenses Total	(\$30,515)	(\$1,428)	(\$1,478)	\$50	3.37%	(\$21,918)	(\$19,547)	(\$2,372)	-12.13%
101-Parks Maintenance Total	(\$30,515)	(\$1,428)	(\$1,478)	\$50	3.37%	(\$21,918)	(\$19,547)	(\$2,372)	-12.13%
601-Golf Maintenance									
4-Revenues									
46-Grants & Donations	\$0								
47-Misc. Income	\$0	\$0	\$0	\$0	0.00%	\$160	\$0	\$160	0.00%
4-Revenues Total	\$0	\$0	\$0	\$0	0.00%	\$160	\$0	\$160	0.00%
5-Expenses									
51-Salaries & Wages	(\$548,137)	(\$45,757)	(\$45,317)	(\$440)	-0.97%	(\$338,183)	(\$335,312)	(\$2,871)	-0.86%
52-Contractual Services	(\$164,780)	(\$7,436)	(\$3,503)	(\$3,933)	-112.28%	(\$82,242)	(\$83,636)	\$1,394	1.67%
53-Supplies	(\$324,807)	(\$39,280)	(\$45,635)	\$6,354	13.92%	(\$217,439)	(\$180,947)	(\$36,492)	-20.17%
54-Other Charges	(\$17,009)	\$0	(\$4,782)	\$4,782	100.01%	(\$5,644)	(\$6,982)	\$1,339	19.17%
57-Capital	(\$1,822)	(\$750)	(\$10,778)	\$10,028	93.04%	(\$46,829)	(\$82,398)	\$35,568	43.17%
5-Expenses Total	(\$1,056,555)	(\$93,223)	(\$110,014)	\$16,791	15.26%	(\$690,337)	(\$689,275)	(\$1,062)	-0.15%
601-Golf Maintenance Total	(\$1,056,555)	(\$93,223)	(\$110,014)	\$16,791	15.26%	(\$690,177)	(\$689,275)	(\$901)	-0.13%
611-Pro Shop/Golf Fees									
4-Revenues									
42-Charges for Services	\$1,886,170	\$345,661	\$351,880	(\$6,220)	-1.77%	\$1,847,828	\$1,374,095	\$473,733	34.48%
44-Rentals	\$408,575	\$106,809	\$110,218	(\$3,409)	-3.09%	\$438,273	\$312,931	\$125,341	40.05%

Major Operating Funds by Department

Page 23 of 26

Row Labels	Full Year Budget	Sum of CY Month	Sum of LY Month	Month Variance	% Month Variance	Sum of Curr YTD	Sum of LY YTD	YTD Variance	% YTD Variance
45-Product Sales	\$134,802	\$22,264	\$25,602	(\$3,338)	-13.04%	\$102,095	\$70,206	\$31,889	45.42%
46-Grants & Donations	\$0								
47-Misc. Income	\$0	\$860	\$1,493	(\$633)	-42.37%	\$50,490	\$1,523	\$48,967	3215.15%
4-Revenues Total	\$2,429,547	\$475,594	\$489,193	(\$13,599)	-2.78%	\$2,438,686	\$1,758,755	\$679,930	38.66%
5-Expenses									
51-Salaries & Wages	(\$410,410)	(\$47,610)	(\$39,750)	(\$7,860)	-19.77%	(\$283,109)	(\$210,145)	(\$72,963)	-34.72%
52-Contractual Services	(\$199,719)	(\$16,332)	(\$16,768)	\$437	2.60%	(\$125,775)	(\$115,986)	(\$9,789)	-8.44%
53-Supplies	(\$123,355)	(\$3,516)	(\$11,270)	\$7,754	68.81%	(\$56,258)	(\$46,301)	(\$9,957)	-21.50%
54-Other Charges	(\$30,000)	(\$773)	(\$5,659)	\$4,887	86.36%	(\$9,782)	(\$16,923)	\$7,141	42.20%
57-Capital	(\$2,551)	\$0	\$0	\$0	0.00%	(\$1,275)	(\$5,768)	\$4,493	77.90%
5-Expenses Total	(\$766,034)	(\$68,230)	(\$73,448)	\$5,218	7.10%	(\$476,199)	(\$395,124)	(\$81,075)	-20.52%
611-Pro Shop/Golf Fees Total	\$1,663,513	\$407,364	\$415,744	(\$8,381)	-2.02%	\$1,962,487	\$1,363,631	\$598,856	43.92%
612-Food and Beverage									
4-Revenues									
42-Charges for Services	\$113,700	\$48,521	(\$6,841)	\$55,362	809.27%	\$168,962	\$32,367	\$136,595	422.02%
44-Rentals	\$835	\$0	\$74	(\$74)	-100.61%	\$1,174	\$1,017	\$158	15.51%
45-Product Sales	\$3,737,387	\$529,988	\$323,799	\$206,190	63.68%	\$2,567,085	\$1,406,382	\$1,160,703	82.53%
46-Grants & Donations	\$0								
47-Misc. Income	\$19,500	\$1,200	(\$1,524)	\$2,725	178.78%	\$15,562	\$3,005	\$12,558	417.89%
4-Revenues Total	\$3,871,422	\$579,710	\$315,508	\$264,202	83.74%	\$2,752,783	\$1,442,770	\$1,310,013	90.80%
5-Expenses									
51-Salaries & Wages	(\$1,825,009)	(\$129,041)	(\$111,294)	(\$17,747)	-15.95%	(\$839,767)	(\$863,668)	\$23,901	2.77%
52-Contractual Services	(\$698,387)	(\$60,426)	(\$23,998)	(\$36,429)	-151.80%	(\$306,077)	(\$293,003)	(\$13,074)	-4.46%
53-Supplies	(\$1,223,180)	(\$133,899)	(\$102,796)	(\$31,103)	-30.26%	(\$642,324)	(\$420,070)	(\$222,253)	-52.91%
54-Other Charges	(\$67,500)	(\$1,212)	(\$1,445)	\$233	16.12%	(\$24,963)	(\$41,530)	\$16,567	39.89%
57-Capital	(\$6,194)	\$0	\$0	\$0	0.00%	(\$40,843)	(\$8,794)	(\$32,049)	-364.44%
59-Transfers Out	\$0								
5-Expenses Total	(\$3,820,271)	(\$324,579)	(\$239,534)	(\$85,046)	-35.50%	(\$1,853,974)	(\$1,627,066)	(\$226,909)	-13.95%
612-Food and Beverage Total	\$51,151	\$255,131	\$75,975	\$179,157	235.81%	\$898,809	(\$184,295)	\$1,083,104	587.70%
613-Cross Country Skiing									
4-Revenues									
42-Charges for Services	\$7,500	\$0	\$0	\$0	0.00%	\$39,555	\$1,790	\$37,765	2109.78%
45-Product Sales	\$0								
4-Revenues Total	\$7,500	\$0	\$0	\$0	0.00%	\$39,555	\$1,790	\$37,765	2109.78%
5-Expenses									
51-Salaries & Wages	(\$4,000)	\$0	\$0	\$0	0.00%	(\$1,356)	(\$564)	(\$791)	-140.33%
52-Contractual Services	(\$606)	(\$19)	(\$18)	(\$1)	-4.22%	(\$256)	(\$189)	(\$68)	-35.89%
53-Supplies	(\$5,000)								
57-Capital	\$0								
5-Expenses Total	(\$9,606)	(\$19)	(\$18)	(\$1)	-4.22%	(\$1,612)	(\$753)	(\$859)	-114.12%
613-Cross Country Skiing Total	(\$2,106)	(\$19)	(\$18)	(\$1)	-4.22%	\$37,943	\$1,037	\$36,906	3558.89%
60-Golf Fund Total	(\$585,631)	\$482,444	\$750,069	(\$267,625)	-35.68%	\$2,348,034	\$1,167,348	\$1,180,685	101.14%
Grand Total	\$1,433,886	\$1,527,593	\$364,223	\$1,163,371	319.41%	\$5,706,441	\$1,922,755	\$3,783,686	196.78%

PPF	Full Year Budget	Sum of CY Month	Sum of LY Month	Month Variance	% Month Variance	Sum of Curr YTD	Sum of LY YTD	YTD Variance	% YTD Variance
4-Revenues									
42-Charges for Services	\$673,250	\$25,422	\$26,597	(\$1,175)	-4.42%	\$168,564	\$245,003	(\$76,439)	-31.20%
44-Rentals	\$1,500	\$49	\$15	\$34	228.67%	\$152	\$484	(\$332)	-68.53%
45-Product Sales	\$500	\$0	\$0	\$0	0.00%	\$0	\$467	(\$467)	-99.93%
47-Misc. Income	\$1,000								
4-Revenues Total	\$676,250	\$25,471	\$26,612	(\$1,141)	-4.29%	\$168,716	\$245,954	(\$77,238)	-31.40%
5-Expenses									
51-Salaries & Wages	(\$384,254)	(\$22,601)	(\$20,502)	(\$2,099)	-10.24%	(\$164,443)	(\$160,497)	(\$3,946)	-2.46%
52-Contractual Services	(\$60,849)	(\$2,232)	(\$1,252)	(\$979)	-78.23%	(\$26,910)	(\$24,953)	(\$1,958)	-7.85%
53-Supplies	(\$70,453)	(\$2,145)	(\$2,826)	\$680	24.08%	(\$11,286)	(\$9,873)	(\$1,413)	-14.31%
54-Other Charges	(\$7,980)	(\$122)	\$0	(\$122)	0.00%	(\$520)	(\$499)	(\$21)	-4.11%
57-Capital	(\$2,551)	\$0	\$0	\$0	0.00%	(\$1,184)	(\$2,565)	\$1,381	53.82%
5-Expenses Total	(\$526,087)	(\$27,101)	(\$24,580)	(\$2,521)	-10.26%	(\$204,343)	(\$198,387)	(\$5,957)	-3.00%
Grand Total	\$150,163	(\$1,629)	\$2,033	(\$3,662)	-180.13%	(\$35,627)	\$47,567	(\$83,194)	-174.90%

CAC	Full Year Budget	Sum of CY Month	Sum of LY Month	Month Variance	% Month Variance	Sum of Curr YTD	Sum of LY YTD	YTD Variance	% YTD Variance
4-Revenues									
42-Charges for Services	\$46,256	\$2,852	\$332	\$2,520	758.94%	\$39,311	\$17,202	\$22,108	128.52%
44-Rentals	\$80,000	\$1,070	\$743	\$328	44.08%	\$33,481	\$18,594	\$14,887	80.06%
45-Product Sales	\$2,200	\$0	\$0	\$0	0.00%	\$0	\$326	(\$326)	-100.15%
4-Revenues Total	\$128,456	\$3,922	\$1,075	\$2,847	264.85%	\$72,792	\$36,123	\$36,668	101.51%
5-Expenses									
51-Salaries & Wages	(\$58,411)	(\$2,781)	\$0	(\$2,781)	0.00%	(\$6,673)	(\$21,864)	\$15,191	69.48%
52-Contractual Services	(\$175,613)	(\$10,785)	(\$5,466)	(\$5,318)	-97.30%	(\$72,920)	(\$63,515)	(\$9,405)	-14.81%
53-Supplies	(\$33,580)	(\$659)	(\$87)	(\$572)	-657.59%	(\$8,890)	(\$13,586)	\$4,696	34.56%
54-Other Charges	\$0								
57-Capital	\$0	\$0	\$0	\$0	0.00%	\$0	\$0	(\$0)	0.00%
5-Expenses Total	(\$267,605)	(\$14,225)	(\$5,553)	(\$8,672)	-156.16%	(\$88,483)	(\$98,964)	\$10,481	10.59%
Grand Total	(\$139,148)	(\$10,303)	(\$4,479)	(\$5,825)	-130.04%	(\$15,692)	(\$62,841)	\$47,149	75.03%

Special Events

Page 26 of 26

Special Events	Full Year Budget	Sum of CY Month	Sum of LY Month	Month Variance	% Month Variance	Sum of Curr YTD	Sum of LY YTD	YTD Variance	% YTD Variance
1900-Special Events-Miscellaneous									
4-Revenues	\$2,603								
5-Expenses	(\$5,319)	(\$559)	(\$377)	(\$182)	-48.15%	(\$1,399)	(\$2,063)	\$665	32.21%
1900-Special Events-Miscellaneous Total	(\$2,716)	(\$559)	(\$377)	(\$182)	-48.15%	(\$1,399)	(\$2,063)	\$665	32.21%
1901-Kite Event									
4-Revenues	\$3,905	\$0	\$0	\$0	0.00%	\$1,133	\$0	\$1,133	0.00%
5-Expenses	(\$3,973)	\$0	\$0	\$0	0.00%	(\$3,106)	\$0	(\$3,106)	0.00%
1901-Kite Event Total	(\$68)	\$0	\$0	\$0	0.00%	(\$1,974)	\$0	(\$1,974)	0.00%
1902-4th of July									
4-Revenues	\$44,248	\$151	\$0	\$151	0.00%	\$36,436	\$0	\$36,436	0.00%
5-Expenses	(\$42,523)	(\$2,333)	\$0	(\$2,333)	0.00%	(\$34,316)	(\$200)	(\$34,116)	-17057.91%
1902-4th of July Total	\$1,726	(\$2,182)	\$0	(\$2,182)	0.00%	\$2,120	(\$200)	\$2,320	1160.06%
1903-Ale Fest									
4-Revenues	\$83,419	\$56,712	\$0	\$56,712	0.00%	\$59,212	\$0	\$59,212	0.00%
5-Expenses	(\$79,759)	(\$40,163)	\$0	(\$40,163)	0.00%	(\$40,792)	\$0	(\$40,792)	0.00%
1903-Ale Fest Total	\$3,660	\$16,549	\$0	\$16,549	0.00%	\$18,419	\$0	\$18,419	0.00%
1904-Memorial Park Events									
4-Revenues	\$0	\$500	\$0	\$500	0.00%	\$500	\$0	\$500	0.00%
5-Expenses	(\$13,304)	(\$2,425)	\$0	(\$2,425)	0.00%	(\$12,348)	(\$255)	(\$12,093)	-4742.39%
1904-Memorial Park Events Total	(\$13,304)	(\$1,925)	\$0	(\$1,925)	0.00%	(\$11,848)	(\$255)	(\$11,593)	-4546.31%
1905-Taste of Wheaton									
4-Revenues	\$154,886	\$0	\$0	\$0	0.00%	\$0	\$2,500	(\$2,500)	-100.00%
5-Expenses	(\$114,255)	\$0	(\$1,203)	\$1,203	99.99%	(\$231)	(\$13,306)	\$13,075	98.26%
1905-Taste of Wheaton Total	\$40,631	\$0	(\$1,203)	\$1,203	99.99%	(\$231)	(\$10,806)	\$10,575	97.86%
1906-Summer Concerts									
4-Revenues	\$250,000	\$11,332	(\$35,000)	\$46,332	132.38%	\$137,831	\$0	\$137,831	0.00%
5-Expenses	(\$244,000)	(\$4,688)	\$0	(\$4,688)	0.00%	(\$112,290)	\$0	(\$112,290)	0.00%
1906-Summer Concerts Total	\$6,000	\$6,644	(\$35,000)	\$41,644	118.98%	\$25,541	\$0	\$25,541	0.00%
1907-Shakespeare Event									
4-Revenues	\$9,000	\$3,103	(\$7,500)	\$10,603	141.37%	\$13,103	\$0	\$13,103	0.00%
5-Expenses	(\$11,071)	(\$738)	\$0	(\$738)	0.00%	(\$738)	\$0	(\$738)	0.00%
1907-Shakespeare Event Total	(\$2,071)	\$2,365	(\$7,500)	\$9,865	131.54%	\$12,365	\$0	\$12,365	0.00%
1908-Fun Run Event									
4-Revenues	\$57,523	\$0	(\$1,963)	\$1,963	100.02%	\$0	\$7,165	(\$7,165)	-100.00%
5-Expenses	(\$48,000)	\$0	\$4,115	(\$4,115)	-100.01%	(\$1,985)	(\$1,666)	(\$319)	-19.14%
1908-Fun Run Event Total	\$9,522	\$0	\$2,152	(\$2,152)	-100.00%	(\$1,985)	\$5,499	(\$7,484)	-136.09%
1910-Light the Torch Run									
4-Revenues	\$42,774	\$62	(\$17)	\$80	468.76%	\$1,404	\$4,292	(\$2,888)	-67.29%
5-Expenses	(\$38,333)	(\$300)	\$0	(\$300)	0.00%	(\$512)	(\$125)	(\$387)	-309.45%
1910-Light the Torch Run Total	\$4,442	(\$238)	(\$17)	(\$220)	-1295.94%	\$892	\$4,167	(\$3,275)	-78.60%
1925-Reindeer Run									
4-Revenues	\$47,000	\$0	\$1,500	(\$1,500)	-100.00%	\$5,101	\$10,209	(\$5,108)	-50.04%
5-Expenses	(\$26,521)	\$0	\$0	\$0	0.00%	(\$212)	(\$375)	\$163	43.52%
1925-Reindeer Run Total	\$20,479	\$0	\$1,500	(\$1,500)	-100.00%	\$4,889	\$9,834	(\$4,945)	-50.29%
Grand Total	\$68,300	\$20,655	(\$40,445)	\$61,101	151.07%	\$46,791	\$6,176	\$40,615	657.63%

Table of Contents

Income Statements	Page(s)
All Funds Combined , includes internal service funds	1
All Funds by Fund , includes internal service funds	2 - 6
Operating Funds by Fund , excludes internal service funds	7 - 8

2021 Board Projections Report

Report given to board September, 2021	2019 Actuals	2020 Actuals	Favorable (Unfavorable) Variance from 2019	2021 Budget	2021 YTD as of 9/9/2021	2021 Projections
4-Revenues						
41-Taxes	\$16,537,849	\$16,845,170	\$307,321	\$17,119,849	\$10,921,868	\$17,119,849
42-Charges for Services	\$9,256,384	\$5,521,972	(\$3,734,412)	\$9,009,917	\$6,268,085	\$8,511,141
43-Debt Proceeds	\$5,335,000	\$0	(\$5,335,000)	\$0	\$0	\$0
44-Rentals	\$869,593	\$709,735	(\$159,858)	\$794,389	\$644,414	\$813,553
45-Product Sales	\$4,993,953	\$2,108,086	(\$2,885,867)	\$4,218,460	\$2,870,078	\$3,601,500
46-Grants & Donations	\$2,408,472	\$1,044,101	(\$1,364,371)	\$324,250	\$333,217	\$604,883
47-Misc. Income	\$1,177,264	\$365,964	(\$811,300)	\$165,792	\$124,730	\$172,286
48-Interest Income	\$522,397	\$147,928	(\$374,468)	\$90,326	\$4,009	\$12,550
49-Transfer In	\$3,048,859	\$1,465,082	(\$1,583,777)	\$1,542,137	\$108,950	\$1,452,137
4-Revenues Total	\$44,149,770	\$28,208,038	(\$15,941,732)	\$33,265,121	\$21,275,351	\$32,287,900
5-Expenses						
51-Full Time Labor	(\$6,973,589)	(\$6,726,587)	\$247,003	(\$7,128,767)	(\$4,518,080)	(\$7,176,228)
51-Part Time Labor	(\$4,058,791)	(\$1,984,259)	\$2,074,533	(\$4,192,169)	(\$2,194,493)	(\$3,682,591)
52-Contractual Services	(\$13,007,289)	(\$10,534,520)	\$2,472,769	(\$13,281,617)	(\$5,617,444)	(\$12,297,909)
53-Supplies	(\$3,629,493)	(\$2,113,950)	\$1,515,543	(\$3,695,116)	(\$1,852,979)	(\$3,384,612)
54-Other Charges	(\$669,458)	(\$312,196)	\$357,262	(\$744,875)	(\$247,272)	(\$620,400)
57-Capital	(\$12,293,773)	(\$4,254,269)	\$8,039,504	(\$2,593,411)	(\$1,218,590)	(\$1,472,250)
59-Transfers Out	(\$3,048,859)	(\$1,465,082)	\$1,583,777	(\$1,452,137)	(\$108,950)	(\$1,452,137)
5-Expenses Total	(\$43,681,252)	(\$27,390,862)	\$16,290,391	(\$33,088,092)	(\$15,757,808)	(\$30,086,127)
Grand Total	\$468,518	\$817,177	\$348,659	\$177,028	\$5,517,543	\$2,201,773

2021 Board Projections Report

Report given to board September, 2021	2019 Actuals	2020 Actuals	Favorable (Unfavorable) Variance from 2019	2021 Budget	2021 YTD as of 9/9/2021	2021 Projections
10-General						
4-Revenues						
41-Taxes	\$4,384,626	\$4,279,312	(\$105,314)	\$4,751,516	\$3,231,908	\$4,751,516
42-Charges for Services	\$276,966	\$33,816	(\$243,150)	\$375,020	\$238,572	\$284,313
43-Debt Proceeds				\$0		\$0
44-Rentals	\$87,970	\$79,555	(\$8,415)	\$84,667	\$53,810	\$55,500
45-Product Sales	\$20,561	\$1,802	(\$18,759)	\$150,299	\$36,113	\$50,661
46-Grants & Donations	\$142,034	\$174,144	\$32,111	\$141,832	\$96,118	\$143,150
47-Misc. Income	\$98,865	\$142,308	\$43,443	\$5,913	\$6,545	\$6,545
48-Interest Income	\$71,947	\$18,873	(\$53,074)	\$15,000	\$978	\$2,500
49-Transfer In				\$0		\$0
4-Revenues Total	\$5,082,968	\$4,729,810	(\$353,158)	\$5,524,246	\$3,664,044	\$5,294,185
5-Expenses						
51-Full Time Labor	(\$1,943,528)	(\$1,947,970)	(\$4,442)	(\$2,075,480)	(\$1,331,186)	(\$2,102,680)
51-Part Time Labor	(\$308,841)	(\$134,878)	\$173,963	(\$312,254)	(\$157,725)	(\$272,695)
52-Contractual Services	(\$962,483)	(\$759,428)	\$203,055	(\$1,213,539)	(\$621,587)	(\$1,175,223)
53-Supplies	(\$409,947)	(\$271,920)	\$138,027	(\$527,584)	(\$278,264)	(\$507,834)
54-Other Charges	(\$226,944)	(\$67,496)	\$159,448	(\$211,535)	(\$52,076)	(\$173,276)
57-Capital	(\$314,484)	(\$95,993)	\$218,492	(\$295,397)	(\$71,688)	(\$79,897)
59-Transfers Out	(\$1,112,666)	\$0	\$1,112,666	\$0	\$0	\$0
5-Expenses Total	(\$5,278,893)	(\$3,277,685)	\$2,001,208	(\$4,635,789)	(\$2,512,526)	(\$4,311,606)
10-General Total	(\$195,925)	\$1,452,125	\$1,648,050	\$888,458	\$1,151,518	\$982,580
20-Recreation						
4-Revenues						
41-Taxes	\$4,328,319	\$4,232,407	(\$95,911)	\$4,699,344	\$3,197,286	\$4,699,344
42-Charges for Services	\$4,899,112	\$1,621,382	(\$3,277,730)	\$4,427,127	\$2,688,599	\$3,657,606
44-Rentals	\$248,936	\$68,825	(\$180,111)	\$214,927	\$98,997	\$175,618
45-Product Sales	\$176,177	\$6,455	(\$169,723)	\$182,172	\$120,237	\$110,939
46-Grants & Donations	\$17,226	\$35,629	\$18,404	\$17,218	\$322	\$17,233
47-Misc. Income	\$28,219	\$17,765	(\$10,454)	\$25,002	\$14,513	\$21,424
48-Interest Income	\$106,660	\$31,957	(\$74,703)	\$20,000	\$1,057	\$3,000
49-Transfer In				\$90,000		\$0
4-Revenues Total	\$9,804,648	\$6,014,421	(\$3,790,228)	\$9,675,791	\$6,121,011	\$8,685,164
5-Expenses						
51-Full Time Labor	(\$2,449,539)	(\$2,405,673)	\$43,866	(\$2,474,292)	(\$1,621,782)	(\$2,444,251)
51-Part Time Labor	(\$2,121,169)	(\$716,619)	\$1,404,550	(\$2,070,619)	(\$1,099,127)	(\$1,538,460)
52-Contractual Services	(\$2,927,665)	(\$1,609,609)	\$1,318,056	(\$2,973,187)	(\$1,429,432)	(\$2,508,583)
53-Supplies	(\$825,057)	(\$331,617)	\$493,440	(\$876,476)	(\$331,734)	(\$753,887)
54-Other Charges	(\$184,782)	(\$71,711)	\$113,071	(\$222,026)	(\$76,335)	(\$164,406)
57-Capital	(\$47,492)	(\$27,177)	\$20,315	(\$22,227)	(\$11,053)	(\$22,227)
59-Transfers Out	(\$281,648)	\$0	\$281,648	\$0	\$0	\$0
5-Expenses Total	(\$8,837,351)	(\$5,162,406)	\$3,674,946	(\$8,638,826)	(\$4,569,463)	(\$7,431,814)
20-Recreation Total	\$967,297	\$852,015	(\$115,282)	\$1,036,965	\$1,551,548	\$1,253,350

Report given to board September, 2021	2019 Actuals	2020 Actuals	Favorable (Unfavorable) Variance from 2019	2021 Budget	2021 YTD as of 9/9/2021	2021 Projections
21-Special Recreation						
4-Revenues						
41-Taxes	\$840,260	\$852,910	\$12,651	\$849,654	\$585,102	\$849,654
47-Misc. Income	\$420	\$0	(\$420)	\$0	\$0	\$0
48-Interest Income	\$4,414	\$1,868	(\$2,545)	\$200	\$39	\$200
49-Transfer In				\$0		\$0
4-Revenues Total	\$845,093	\$854,779	\$9,686	\$849,854	\$585,140	\$849,854
5-Expenses						
51-Full Time Labor				\$0		\$0
52-Contractual Services				\$0		\$0
53-Supplies				\$0		\$0
57-Capital	(\$825,831)	(\$825,831)	\$0	(\$825,831)	(\$471,000)	\$0
5-Expenses Total	(\$825,831)	(\$825,831)	\$0	(\$825,831)	(\$471,000)	\$0
21-Special Recreation Total	\$19,262	\$28,948	\$9,686	\$24,023	\$114,141	\$849,854
22-Cosley Zoo						
4-Revenues						
41-Taxes	\$1,020,876	\$1,022,393	\$1,517	\$1,013,622	\$690,697	\$1,013,622
42-Charges for Services	\$456,524	\$225,267	(\$231,258)	\$391,086	\$380,406	\$483,300
44-Rentals	\$56,558	\$8,592	(\$47,966)	\$42,500	\$20,135	\$22,500
45-Product Sales	\$2,476	\$118	(\$2,358)	\$1,000	\$135	\$500
46-Grants & Donations	\$80,749	\$195,224	\$114,476	\$81,200	\$149,778	\$191,500
47-Misc. Income	\$16,875	\$14,437	(\$2,439)	\$0	\$788	\$279
48-Interest Income	\$17,419	\$4,008	(\$13,411)	\$2,500	\$267	\$500
49-Transfer In				\$0		\$0
4-Revenues Total	\$1,651,477	\$1,470,038	(\$181,439)	\$1,531,908	\$1,242,206	\$1,712,201
5-Expenses						
51-Full Time Labor	(\$606,003)	(\$614,615)	(\$8,612)	(\$647,737)	(\$422,457)	(\$652,107)
51-Part Time Labor	(\$293,648)	(\$275,041)	\$18,607	(\$281,828)	(\$202,141)	(\$305,063)
52-Contractual Services	(\$287,125)	(\$226,652)	\$60,473	(\$280,288)	(\$160,643)	(\$278,510)
53-Supplies	(\$186,111)	(\$127,908)	\$58,203	(\$163,645)	(\$95,121)	(\$199,683)
54-Other Charges	(\$44,583)	(\$35,684)	\$8,899	(\$55,389)	(\$25,817)	(\$45,325)
57-Capital	(\$1,190)	(\$6,708)	(\$5,518)	(\$5,466)	(\$2,733)	(\$5,466)
59-Transfers Out	(\$131,160)	\$0	\$131,160	\$0	\$0	\$0
5-Expenses Total	(\$1,549,821)	(\$1,286,608)	\$263,213	(\$1,434,352)	(\$908,912)	(\$1,486,154)
22-Cosley Zoo Total	\$101,656	\$183,430	\$81,774	\$97,556	\$333,294	\$226,047
23-Liability						
4-Revenues						
41-Taxes	\$629,173	\$608,925	(\$20,248)	\$559,852	\$382,566	\$559,852
46-Grants & Donations	\$750	\$0	(\$750)	\$0	\$0	\$0
47-Misc. Income	\$191	\$3	(\$188)	\$5	\$18	\$18
48-Interest Income	\$7,743	\$1,755	(\$5,987)	\$1,776	\$59	\$150
49-Transfer In				\$0		\$0
4-Revenues Total	\$637,857	\$610,683	(\$27,173)	\$561,633	\$382,643	\$560,020
5-Expenses						
51-Full Time Labor				\$0		\$0
51-Part Time Labor				\$0		\$0
52-Contractual Services	(\$590,842)	(\$586,562)	\$4,280	(\$612,873)	(\$257,978)	(\$461,943)
53-Supplies	(\$14,682)	(\$9,774)	\$4,908	(\$13,644)	(\$7,249)	(\$13,500)
54-Other Charges				\$0		\$0
57-Capital				\$0		\$0
5-Expenses Total	(\$605,524)	(\$596,335)	\$9,188	(\$626,518)	(\$265,227)	(\$475,443)
23-Liability Total	\$32,333	\$14,348	(\$17,985)	(\$64,885)	\$117,416	\$84,577

2021 Board Projections Report

Report given to board September, 2021	2019 Actuals	2020 Actuals	Favorable (Unfavorable) Variance from 2019	2021 Budget	2021 YTD as of 9/9/2021	2021 Projections
24-Audit						
4-Revenues						
41-Taxes	\$12,241	\$10,023	(\$2,217)	\$9,648	\$6,924	\$9,648
47-Misc. Income	\$68	\$0	(\$68)	\$0	\$0	\$0
48-Interest Income	\$540	\$297	(\$243)	\$100	\$4	\$100
49-Transfer In				\$0		\$0
4-Revenues Total	\$12,849	\$10,320	(\$2,529)	\$9,748	\$6,928	\$9,748
5-Expenses						
51-Part Time Labor				(\$2,964)		\$0
52-Contractual Services	(\$18,100)	(\$17,700)	\$400	(\$23,700)	(\$19,600)	(\$18,100)
53-Supplies				\$0		\$0
54-Other Charges				\$0		\$0
5-Expenses Total	(\$18,100)	(\$17,700)	\$400	(\$26,664)	(\$19,600)	(\$18,100)
24-Audit Total	(\$5,251)	(\$7,380)	(\$2,129)	(\$16,916)	(\$12,672)	(\$8,352)
25-FICA						
4-Revenues						
41-Taxes	\$628,842	\$645,507	\$16,666	\$401,557	\$294,708	\$401,557
47-Misc. Income	\$296	\$0	(\$296)	\$0	\$0	\$0
48-Interest Income	\$7,834	\$1,739	(\$6,095)	\$2,000	\$145	\$200
49-Transfer In				\$0		\$0
4-Revenues Total	\$636,972	\$647,247	\$10,275	\$403,557	\$294,853	\$401,757
5-Expenses						
52-Contractual Services	(\$604,663)	(\$476,894)	\$127,768	(\$615,198)	(\$380,812)	(\$573,298)
5-Expenses Total	(\$604,663)	(\$476,894)	\$127,768	(\$615,198)	(\$380,812)	(\$573,298)
25-FICA Total	\$32,309	\$170,352	\$138,043	(\$211,641)	(\$85,959)	(\$171,541)
26-IMRF						
4-Revenues						
41-Taxes	\$479,505	\$936,188	\$456,683	\$517,979	\$374,338	\$517,979
47-Misc. Income	\$521	\$0	(\$521)	\$0	\$0	\$0
48-Interest Income	\$14,018	\$6,220	(\$7,798)	\$3,000	\$172	\$300
4-Revenues Total	\$494,044	\$942,408	\$448,364	\$520,979	\$374,510	\$518,279
5-Expenses						
52-Contractual Services	(\$630,246)	(\$702,424)	(\$72,178)	(\$783,414)	(\$475,997)	(\$749,140)
5-Expenses Total	(\$630,246)	(\$702,424)	(\$72,178)	(\$783,414)	(\$475,997)	(\$749,140)
26-IMRF Total	(\$136,202)	\$239,984	\$376,186	(\$262,435)	(\$101,487)	(\$230,861)
30-Debt Service						
4-Revenues						
41-Taxes	\$4,214,008	\$4,257,503	\$43,495	\$4,316,677	\$2,158,338	\$4,316,677
43-Debt Proceeds	\$5,335,000	\$0	(\$5,335,000)	\$0	\$0	\$0
46-Grants & Donations	\$119,745	\$0	(\$119,745)	\$0	\$0	\$0
47-Misc. Income	\$849,569	\$9	(\$849,560)	\$0	\$0	\$0
48-Interest Income	\$49,332	\$8,663	(\$40,670)	\$4,000	\$206	\$500
49-Transfer In	\$122,304	\$117,325	(\$4,979)	\$108,950	\$108,950	\$108,950
4-Revenues Total	\$10,689,959	\$4,383,500	(\$6,306,459)	\$4,429,627	\$2,267,494	\$4,426,127
5-Expenses						
52-Contractual Services	(\$3,250,926)	(\$3,099,007)	\$151,919	(\$3,106,262)	(\$209,103)	(\$3,106,762)
54-Other Charges				\$0		\$0
57-Capital	(\$6,166,810)	\$0	\$6,166,810	\$0	\$0	\$0
59-Transfers Out	(\$1,401,081)	(\$1,347,757)	\$53,324	(\$1,343,187)	\$0	(\$1,343,187)
5-Expenses Total	(\$10,818,818)	(\$4,446,764)	\$6,372,053	(\$4,449,449)	(\$209,103)	(\$4,449,949)
30-Debt Service Total	(\$128,859)	(\$63,265)	\$65,594	(\$19,822)	\$2,058,392	(\$23,822)

2021 Board Projections Report

Report given to board September, 2021	2019 Actuals	2020 Actuals	Favorable (Unfavorable) Variance from 2019	2021 Budget	2021 YTD as of 9/9/2021	2021 Projections
40-Capital Projects						
4-Revenues						
41-Taxes				\$0		\$0
42-Charges for Services				\$0		\$0
43-Debt Proceeds				\$0		\$0
44-Rentals	\$94,024	\$44,024	(\$50,000)	\$42,885	\$32,024	\$42,885
45-Product Sales	\$12,800	\$20,345	\$7,545	\$12,800	\$24,800	\$22,400
46-Grants & Donations	\$2,047,969	\$599,318	(\$1,448,651)	\$84,000	\$87,000	\$253,000
47-Misc. Income	\$7,660	\$48,823	\$41,163	\$376	\$278	\$376
48-Interest Income	\$158,896	\$40,852	(\$118,044)	\$25,000	\$752	\$3,000
49-Transfer In	\$2,926,555	\$1,347,757	(\$1,578,798)	\$1,343,187	\$0	\$1,343,187
4-Revenues Total	\$5,247,905	\$2,101,120	(\$3,146,785)	\$1,508,248	\$144,854	\$1,664,848
5-Expenses						
51-Full Time Labor	(\$145,743)	(\$147,743)	(\$2,000)	(\$154,061)	(\$101,300)	(\$154,061)
51-Part Time Labor	(\$18,584)	(\$14,080)	\$4,503	(\$22,568)	(\$13,479)	(\$24,542)
52-Contractual Services	(\$325,581)	(\$245,766)	\$79,815	(\$290,173)	(\$83,249)	(\$86,475)
53-Supplies	(\$163,258)	(\$201,737)	(\$38,479)	(\$258,650)	(\$94,857)	(\$155,800)
54-Other Charges	(\$4,665)	(\$2,850)	\$1,815	(\$5,250)	(\$3,104)	(\$4,750)
57-Capital	(\$4,935,288)	(\$3,281,371)	\$1,653,917	(\$1,377,080)	(\$572,104)	(\$1,158,000)
59-Transfers Out	(\$122,304)	(\$117,325)	\$4,979	(\$108,950)	(\$108,950)	(\$108,950)
5-Expenses Total	(\$5,715,422)	(\$4,010,872)	\$1,704,550	(\$2,216,731)	(\$977,043)	(\$1,692,578)
40-Capital Projects Total	(\$467,518)	(\$1,909,753)	(\$1,442,235)	(\$708,483)	(\$832,189)	(\$27,730)
60-Golf Fund						
4-Revenues						
42-Charges for Services	\$1,775,564	\$2,048,981	\$273,417	\$2,007,370	\$2,056,938	\$2,259,000
44-Rentals	\$382,105	\$508,739	\$126,634	\$409,410	\$439,447	\$517,050
45-Product Sales	\$4,781,938	\$2,079,366	(\$2,702,573)	\$3,872,189	\$2,688,794	\$3,417,000
46-Grants & Donations	\$0	\$39,785	\$39,785	\$0	\$0	\$0
47-Misc. Income	\$63,346	\$35,820	(\$27,526)	\$23,500	\$24,205	\$32,024
48-Interest Income	\$83,585	\$31,695	(\$51,891)	\$15,000	\$330	\$2,000
49-Transfer In				\$0		\$0
4-Revenues Total	\$7,086,539	\$4,744,386	(\$2,342,154)	\$6,327,469	\$5,209,714	\$6,227,074
5-Expenses						
51-Full Time Labor	(\$1,828,777)	(\$1,610,586)	\$218,191	(\$1,777,198)	(\$1,041,356)	(\$1,823,130)
51-Part Time Labor	(\$1,316,550)	(\$843,641)	\$472,910	(\$1,501,937)	(\$722,020)	(\$1,541,830)
52-Contractual Services	(\$1,549,066)	(\$1,169,174)	\$379,893	(\$1,585,118)	(\$801,290)	(\$1,520,121)
53-Supplies	(\$1,931,569)	(\$1,112,415)	\$819,154	(\$1,786,512)	(\$1,023,470)	(\$1,685,302)
54-Other Charges	(\$208,483)	(\$134,455)	\$74,028	(\$250,675)	(\$89,939)	(\$232,644)
57-Capital	(\$2,678)	(\$17,189)	(\$14,511)	(\$11,660)	(\$90,011)	(\$150,910)
59-Transfers Out	\$0	\$0	\$0	\$0	\$0	\$0
5-Expenses Total	(\$6,837,124)	(\$4,887,460)	\$1,949,664	(\$6,913,100)	(\$3,768,087)	(\$6,953,937)
60-Golf Fund Total	\$249,415	(\$143,074)	(\$392,489)	(\$585,631)	\$1,441,627	(\$726,862)
70-Information Technology						
4-Revenues						
42-Charges for Services	\$418,114	\$385,220	(\$32,894)	\$516,839	\$258,420	\$516,839
43-Debt Proceeds				\$0		\$0
47-Misc. Income	\$14	\$43	\$29	\$33	\$33	\$33
48-Interest Income				\$0		\$0
49-Transfer In				\$0		\$0
4-Revenues Total	\$418,129	\$385,263	(\$32,865)	\$516,872	\$258,452	\$516,872
5-Expenses						
52-Contractual Services	(\$319,261)	(\$326,435)	(\$7,175)	(\$392,722)	(\$193,196)	(\$392,483)
53-Supplies	(\$98,868)	(\$58,578)	\$40,290	(\$68,606)	(\$22,283)	(\$68,606)
57-Capital	\$0	\$0	\$0	(\$55,750)	\$0	(\$55,750)
5-Expenses Total	(\$418,129)	(\$385,013)	\$33,115	(\$517,078)	(\$215,479)	(\$516,839)
70-Information Technology Total	\$0	\$250	\$250	(\$207)	\$42,973	\$33

2021 Board Projections Report

Report given to board September, 2021	2019 Actuals	2020 Actuals	Favorable (Unfavorable) Variance from 2019	2021 Budget	2021 YTD as of 9/9/2021	2021 Projections
75-Health Insurance						
4-Revenues						
42-Charges for Services	\$1,430,103	\$1,207,306	(\$222,796)	\$1,292,476	\$645,151	\$1,310,084
47-Misc. Income	\$111,220	\$106,756	(\$4,464)	\$110,963	\$78,350	\$111,588
48-Interest Income	\$8	\$1	(\$7)	\$1,750	\$0	\$100
49-Transfer In				\$0		\$0
4-Revenues Total	\$1,541,331	\$1,314,064	(\$227,268)	\$1,405,189	\$723,501	\$1,421,771
5-Expenses						
52-Contractual Services	(\$1,541,331)	(\$1,314,868)	\$226,463	(\$1,405,144)	(\$984,558)	(\$1,427,271)
5-Expenses Total	(\$1,541,331)	(\$1,314,868)	\$226,463	(\$1,405,144)	(\$984,558)	(\$1,427,271)
75-Health Insurance Total	\$0	(\$805)	(\$805)	\$45	(\$261,057)	(\$5,500)
Grand Total	\$468,518	\$817,177	\$348,659	\$177,028	\$5,517,543	\$2,201,773

Actuals for Major Funds only: Labor split between FT and PT, Capital and Transfers excluded

	2019 Actuals through August	2020 Actuals through August	FULL YEAR 2021 Budget	2021 YTD through August	FULL YEAR 2021 Projections
10-General					
4-Revenues					
41-Taxes	\$2,997,661	\$2,365,905	\$4,751,516	\$3,231,908	\$4,751,516
42-Charges for Services	\$231,763	\$16,372	\$375,020	\$238,572	\$284,313
43-Debt Proceeds			\$0		\$0
44-Rentals	\$83,406	\$80,942	\$84,667	\$52,970	\$55,500
45-Product Sales	\$3,861	\$1,062	\$150,299	\$36,112	\$50,661
46-Grants & Donations	\$93,040	\$91,085	\$141,832	\$96,074	\$143,150
47-Misc. Income	\$91,934	\$148,691	\$5,913	\$6,546	\$6,545
48-Interest Income	\$55,840	\$30,545	\$15,000	\$1,455	\$2,500
4-Revenues Total	\$3,557,504	\$2,734,603	\$5,524,246	\$3,663,635	\$5,294,185
5-Expenses					
51-Full Time Labor	(\$1,278,293)	(\$1,251,952)	(\$2,075,480)	(\$1,288,114)	(\$2,102,680)
51-Part Time Labor	(\$242,320)	(\$116,246)	(\$312,254)	(\$148,155)	(\$272,695)
52-Contractual Services	(\$584,486)	(\$439,581)	(\$1,213,539)	(\$570,670)	(\$1,175,223)
53-Supplies	(\$256,138)	(\$156,065)	(\$527,584)	(\$266,450)	(\$507,834)
54-Other Charges	(\$169,425)	(\$62,229)	(\$211,535)	(\$52,031)	(\$173,276)
5-Expenses Total	(\$2,530,661)	(\$2,026,073)	(\$4,340,392)	(\$2,325,420)	(\$4,231,709)
10-General Total	\$1,026,843	\$708,529	\$1,183,855	\$1,338,215	\$1,062,477
20-Recreation					
4-Revenues					
41-Taxes	\$2,959,165	\$2,336,850	\$4,699,344	\$3,197,286	\$4,699,344
42-Charges for Services	\$3,567,410	\$1,047,219	\$4,427,127	\$2,682,476	\$3,657,606
44-Rentals	\$166,333	\$48,725	\$214,927	\$97,916	\$175,618
45-Product Sales	\$169,938	\$4,357	\$182,172	\$119,343	\$110,939
46-Grants & Donations	\$16,950	\$15,407	\$17,218	\$322	\$17,233
47-Misc. Income	\$22,580	\$3,429	\$25,002	\$17,438	\$21,424
48-Interest Income	\$83,049	\$29,545	\$20,000	\$1,122	\$3,000
4-Revenues Total	\$6,985,425	\$3,485,531	\$9,585,791	\$6,115,904	\$8,685,164
5-Expenses					
51-Full Time Labor	(\$1,611,436)	(\$1,573,237)	(\$2,474,292)	(\$1,568,429)	(\$2,444,251)
51-Part Time Labor	(\$1,596,397)	(\$484,458)	(\$2,070,619)	(\$1,062,931)	(\$1,538,460)
52-Contractual Services	(\$1,865,471)	(\$983,387)	(\$2,973,187)	(\$1,334,082)	(\$2,508,583)
53-Supplies	(\$608,914)	(\$243,124)	(\$876,476)	(\$315,316)	(\$753,887)
54-Other Charges	(\$140,594)	(\$66,715)	(\$222,026)	(\$76,322)	(\$164,406)
5-Expenses Total	(\$5,822,812)	(\$3,350,921)	(\$8,616,599)	(\$4,357,081)	(\$7,409,586)
20-Recreation Total	\$1,162,613	\$134,611	\$969,192	\$1,758,824	\$1,275,577

All transfers out and capital expenses have been excluded from this presentation to focus exclusively on "operations".

All transfers out and capital expenses have been excluded from this presentation to focus exclusively on "operations".

Actuals for Major Funds only: Labor split between FT and PT, Capital and Transfers excluded

	2019 Actuals through August	2020 Actuals through August	FULL YEAR 2021 Budget	2021 YTD through August	FULL YEAR 2021 Projections
22-Cosley Zoo					
4-Revenues					
41-Taxes	\$697,948	\$564,497	\$1,013,622	\$690,697	\$1,013,622
42-Charges for Services	\$349,909	\$110,921	\$391,086	\$377,436	\$483,300
44-Rentals	\$42,601	\$8,634	\$42,500	\$18,856	\$22,500
45-Product Sales	\$1,826	\$118	\$1,000	\$135	\$500
46-Grants & Donations	\$44,365	\$60,001	\$81,200	\$149,139	\$191,500
47-Misc. Income	\$391	\$1,371	\$0	\$788	\$279
48-Interest Income	\$12,003	\$4,196	\$2,500	\$267	\$500
4-Revenues Total	\$1,149,042	\$749,736	\$1,531,908	\$1,237,317	\$1,712,201
5-Expenses					
51-Full Time Labor	(\$397,292)	(\$397,432)	(\$647,737)	(\$408,407)	(\$652,107)
51-Part Time Labor	(\$185,304)	(\$151,180)	(\$281,828)	(\$194,896)	(\$305,063)
52-Contractual Services	(\$172,498)	(\$146,313)	(\$280,288)	(\$159,533)	(\$278,510)
53-Supplies	(\$103,475)	(\$61,969)	(\$163,645)	(\$93,966)	(\$199,683)
54-Other Charges	(\$29,205)	(\$25,323)	(\$55,389)	(\$25,398)	(\$45,325)
5-Expenses Total	(\$887,773)	(\$782,218)	(\$1,428,886)	(\$882,201)	(\$1,480,688)
22-Cosley Zoo Total	\$261,269	(\$32,482)	\$103,022	\$355,116	\$231,513
60-Golf Fund					
4-Revenues					
42-Charges for Services	\$1,395,553	\$1,408,252	\$2,007,370	\$2,057,045	\$2,259,000
44-Rentals	\$289,292	\$313,948	\$409,410	\$439,447	\$517,050
45-Product Sales	\$3,171,178	\$1,476,587	\$3,872,189	\$2,669,179	\$3,417,000
46-Grants & Donations			\$0		\$0
47-Misc. Income	\$55,730	\$7,539	\$23,500	\$23,296	\$32,024
48-Interest Income	\$47,428	\$37,077	\$15,000	\$1,056	\$2,000
4-Revenues Total	\$4,959,180	\$3,243,403	\$6,327,469	\$5,190,023	\$6,227,074
5-Expenses					
51-Full Time Labor	(\$1,196,252)	(\$1,104,971)	(\$1,777,198)	(\$1,106,478)	(\$1,823,130)
51-Part Time Labor	(\$892,246)	(\$579,185)	(\$1,501,937)	(\$670,763)	(\$1,541,830)
52-Contractual Services	(\$954,598)	(\$747,433)	(\$1,585,118)	(\$773,943)	(\$1,520,121)
53-Supplies	(\$1,275,592)	(\$688,681)	(\$1,786,512)	(\$990,286)	(\$1,685,302)
54-Other Charges	(\$142,337)	(\$97,105)	(\$250,675)	(\$87,533)	(\$232,644)
5-Expenses Total	(\$4,461,025)	(\$3,217,374)	(\$6,901,439)	(\$3,629,003)	(\$6,803,026)
60-Golf Fund Total	\$498,155	\$26,029	(\$573,970)	\$1,561,020	(\$575,952)
Grand Total	\$2,948,880	\$836,688	\$1,682,098	\$5,013,175	\$1,993,614

All transfers out and capital expenses have been excluded from this presentation to focus exclusively on "operations".

All debt related items have been excluded from this presentation to give an "operations" focus for the Golf fund. That includes tax revenues, interest and principal.

TO: Mike Benard, Executive Director
FROM: Andy Bendy, Director of Special Facilities
RE: September 15, 2021, Board Report

Cosley Zoo – Susan Wahlgren, Zoo Director

Fundraising/Revenue Activities

Admissions:

Month	2021 Revenue	2021 Avg./Day	2020 Revenue	2020 Avg./Day
January	\$ 11,164	\$ 372.12	\$ 1,690	\$ 56.33
February	\$ 11,326	\$ 404.50	\$ 4,743	\$163.55
March**	\$ 45,740	\$1,475.48	\$ 9,193	\$612.87
April**	\$ 47,400	\$1,580.00	\$ 0	\$ 0
May**	\$ 54,043	\$1,743.32	\$ 0	\$ 0
June **	\$ 42,621	\$1,420.69	\$ 0	\$ 0
July**	\$ 57,302	\$1,848.45	\$ 34,439	\$1,110.94
August	\$ 46,196	\$1,490.19	\$ 53,471	\$1,724.87
Year to Date	\$315,792	\$1,299.56	\$ 103,536	\$ 426.07

**** Zoo closed March 16 to July 5 in 2020 due to COVID-19**

January-August Revenue and Visitor Number Comparison 2017-2021

Subject	2021	2020	2019	2018	2017
Gross Revenue	\$ 315,792	\$ 103,536	\$ 216,948	\$ 221,661	\$ 275,593
Visitors	96,722	39,817	98,285	98,376	116,153

General Revenue:

- While gift shop merchandise continues to be limited due to a shortage of inventory from our suppliers, sales are robust with total gross revenue of \$133,859 earned to-date in 2021. This is \$43,859 over the budgeted figure of \$90,000.
- During the first four months of offering public duck feeding, the zoo has earned \$13,888. Feeding will continue until mid-October at which time the pond will undergo its biannual cleaning.
- Operational support continues to be strong with \$132,903 of donations obtained through the end of August.
- A \$20,000 donation was received from a supporter (not included in the dollar amount above). Per the donor, the funds are to be used to purchase new enclosures for some of the education animal and a new scale for use with large animals.

Significant Activities/Accomplishments

Education Programs and Activities:

- The Education Team developed and facilitated two new family/individual programs in August. These included a Junior Animal Trainer program for ages 8-11 years and a Family Animal Enrichment Workshop.
- Jackie Karnstedt conducted small group interviews for 34 teens interested in the Junior Zookeeper (JZ) program. These teens are new to the program and the interviews provide the opportunity to learn more about the program, making sure it will be a good fit. The 34 new teens along with renewing JZs bring the total registration for this year-long program to an all-time high of 60 participants.
- Camps ended for the summer with the final session entitled Backyard Buddies. Due to a high demand for summer programs the zoo added one additional camp bringing the total number of week-long camps from seven to eight. All camps ran at or near capacity.
- In celebration of the 100th anniversary of the Wheaton Park District, the education staff developed a scavenger hunt which was offered on the zoo's 47th anniversary (August 17).

Total Programs – August

Type of Program	2021 Number of programs	2021 Number of participants	2020 Number of programs	2020 Number of participants
Outreach	20	387	1	15
Guest Engagement	111	5,518	32	272
Camps	1	15	0	0
Jr Zookeepers Club	7	57	5	44
School programs	5	326	0	0
Scout programs	0	0	0	0
Family programs	6	66	0	0
Special Events	0	0	0	0
Rentals	8	277	1	100
Total	158	6,646	39	431

Virtual Versus In-Person Programming – August

	Number of Programs	Number of Participants
On-site In-person	128	5,726
Off-site In-person	20	387
Virtual	2	256
Total	150	6,369

(Virtual include JZs, Bookworms, Animal Chat, school and scout groups, personalized Valentine's Day animal greetings)

Total Program year-to-date

Type of Program	2021 YTD Number of programs	2021 YTD Number of participants	2020 YTD Number of programs	2020 YTD Number of participants
Outreach	95	2,974	22	794
Guest Engagement	619	34,010	64	450
Camps	8	119	0	0
Jr Zookeepers Club	68	370	20	215
School programs	37	848	1	34
Scout programs	3	34	6	102
Family programs	69	639	9	123
Special Events	6	244	1	7
Rentals	27	949	8	525
Total	932	40,187	131	2,250

General Activities:

- Welcome -- Cosley Zoo new FT Keeper Allison Ginsburg comes to us with a great deal of experience including her most recent positions as Manager of Animal Training and Enrichment at Assiniboine Park Zoo in Winnipeg, Canada, and Curator of Dolphins at the National Aquarium in Baltimore, MD. While Allison has held several leadership positions, her desire was to get back to working directly with animals.
- Zoo staff helped to plan and facilitate the 2021 Mike Williams Cosley Zoo Classic. This year's event enjoyed many new participants and perfect weather.
- A memorandum of understanding for disaster assistance collaboration between small, accredited Illinois zoos was developed and adopted by the four participating institutions. The institutions include Cosley Zoo (Wheaton), Peoria Zoo (Peoria), Miller Park Zoo (Bloomington), and Scovill Zoo (Decatur). An on-line list of all available resources is in the process of development and will be available to the four facilities when complete.
- VIP tours were facilitated for several potential donors and foundation board members.
- Animal care staff took part in the release of the 59 yearling Blanding's turtles the zoo had been caring for the past year. The zoo has now accepted 116 hatchling turtles, 30 of which

will be transported to the Shedd Aquarium in early September. This leaves 86 turtles for the zoo to rear for release in 2022.

**Arrowhead Food and Beverage, Russ Hillard -
Food and Beverage Director**

Banquets

- 54 events held in July
 - 9 were golf outings
 - 13 were weddings
 - 2 held outdoor cocktail hour
 - 10 held their ceremony here
- 47 events in August
 - 9 were golf outings
 - 10 were weddings
 - 2 held outdoor cocktail hour
 - 8 held their ceremony here
- We have gotten calls with high compliments on our banquet staff and the food, including weddings.
- During one of our outdoor cocktail parties last month, it started raining and our banquet acted quickly to move the event inside and our guests praised how well everyone helped each other out.
- Below are highlights of some recent reviews.

"I just spent the most beautiful morning with the volunteers from Opportunity Knocks setting up the registration for the golf outing. I was lucky enough to work with Gabe from the catering staff and he set up table's linens for the registration, liquor pull, and the all-important coffee/tea and donuts table. When he came to take it down, he checked with us to make sure we had everything we needed. When I am having an event, this is definitely where it will be."

"My younger brother had his wedding at Arrowhead, and it was perfect! We had a great server and a nice private room with balcony. The food and drinks were great!"

"Arrowhead was amazing! We knew right when we came in, we wanted to have our wedding here. The views itself were so nice. Lauren coordinated our wedding and was so patient with answering every question and checking in with us throughout the process. They really took care of everything there which made the whole planning process easier. The day of the wedding, Lauren was unable to make it but Alexa was on site for her and was amazing! She made sure the bridal party and our parents were all taken care of throughout the night. Our guests all raved about how delicious the food was too."

Restaurant

- In August Arrowhead Restaurant and Bar welcomed 7,912 guests
- Our new offerings of Two Brothers Iced Tea and 'Sweet Home Chicago' Coffee have been well received
- Prime Rib continues to be a hit on Friday and Saturday with 150 orders sold
- Overall rating on OpenTable of 4.6 out of 5 stars. A couple recent reviews the staff received:

"This is a great spot to gather with friends and chat. The bar is beautiful and has a great hopping feel and the outside patio is perfect! Every table has a great view! Food is delicious and the variety of beers is extensive. Great wine list and craft cocktails too! I use it as a spot to meet for a girl's night or a nice place to take visitors or family too. Recommend highly."

Arrowhead Golf Club-Bruce Stoller, Director of Golf

- August continued the trend of hot summer weather as it ended as the 6th warmest in history and ended the 8th warmest meteorological summer (June – August) on record. Rainfall was slightly above normal as our area inched closer to being out of any drought condition.

- The outing season has been very busy with 13 large events over the last two months and a couple dozen smaller ones. All of the large outings had some form of food and beverage package while all groups required additional planning and set-up.
- The last of our sold-out junior lessons took place in August as we turned attention to the high school season. Arrowhead is again hosting the boys' and girls' teams from Wheaton North and South with tryouts taking place early in the month and matches starting the following week. The season runs through September.
- Staff met with representatives from two companies to explore the possibility of installing ball flight technology on the driving range. This is a relatively new and expensive technology being used at a few courses in the area.
- Interest in golf outings continues to be very strong as we have discussions and meetings with people on a weekly basis who are interested in bringing their events to Arrowhead next year.
- Staff have been interviewing potential candidates to fill two full-time positions, Assistant Golf Course Superintendent and Assistant Building Engineer, which became available in August. We hope to have these positions filled before the end of September.
- Building maintenance projects have included: installing an electronic lock on the bride's room; repairing the dishwasher in the bar; replacing two thermostats; installing a new grill in the kitchen; reconfiguring lights on the terrace; replacing office light fixtures; assisting with walk-in freezer repairs at Rice Pool; rodding a sewer; replacing a pump in the ejector pit, touching up paint in the banquet hall, and picking up a new tilt skillet for the kitchen.
- Grounds maintenance projects have included: seeding and fertilizing areas damaged in the area of the tent; adding sand to bunkers; working with the DuPage County Forest Preserve to schedule tree removal along the border of our property with them; repairing a clogged pressure release valve in the pump house; removing summer vegetation from pots and replacing with fall flowers; completing the schedule for fall aeration; meeting with engineers to begin the process of mitigating erosion damage on West course pond edges.

	2021	2020	2019	2018	2017	5 Yr. Avg.
August Paid Rounds	9,199	9,834	8,609	8,530	8,369	8,908
YTD Paid Rounds	48,559	37,521	40,999	40,894	41,361	41,867

*The course was closed for 46 days in March and April of 2020 due to COVID-19

Historical Museum- Michelle Podkova
Manager & Educator; Zach Bishop, Curator

Collections and Exhibits

- The County Health Department and Curator discussed documenting the history of COVID-19 efforts through the Voices of DuPage project.
- Curator met with a local historian and family member of Mary Pogue to discuss and accept donations concerning the history of the Mary Pogue School in Wheaton.
- Curator has finished closing paperwork and rehoming artifacts of *Ballots of Power*.
- Curator worked on the *Ghost Towns of DuPage* and *Agreeable Friends* research and labels.
- Curator arranged a loan to Northern Illinois University Pick Museum of Anthropology.
- Museum volunteers worked on photographing collection for digitization.

Education, Outreach, and Events

- The Museum hosted LEGO Minecraft Camp with 32 children participating in two sessions.
- A Victorian Tea Birthday Party for seven children was hosted on Saturday, August 7.
- A private architectural walking tour was hosted on August 17.
- The Museum hosted Winston Churchill: The British Bulldog August 21 for 34 attendees.
- Manager finalized Fall 2021 programs and continued planning events for 2022.
- Museum Manager continued plans for Santa Express, working with Metra with COVID-19 restrictions. Metra is undecided on if group travel trains will run this year. Due to this, ticket sales have been postponed until October to allow Metra extra time to make the decision.

- Museum staff attended the Northern Illinois Steam Power Club Show in Sycamore to speak with more than 200 people about the Museum.

Marketing

- Events page, tour page and school and scouts page were updated on the website.
- Museum staff assisted Marketing with the 100th anniversary for a Daily Herald article.
- Marketing sent an eblast regarding *Together We Win* exhibit and programming.
- Marketing wrote a letter to send to county park districts for inclusion in their program guides, staff plans to send in September.
- A digital ad for *Wheaton, IL: Golf History Starts Here* was created.
- The fall newsletter was created and distributed.
- Marketing created a *Together We Win* poster for programming.

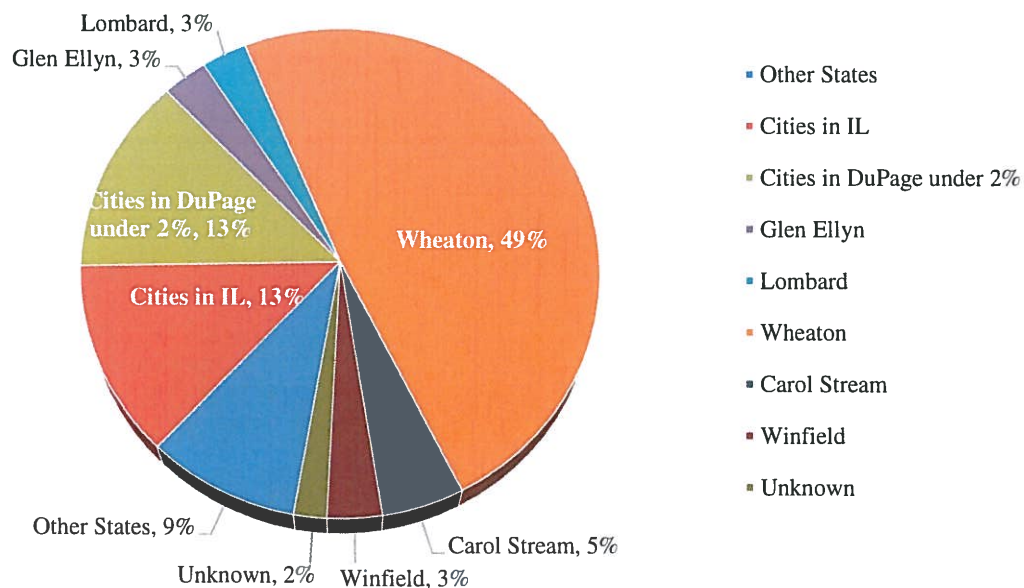
Administration, Rentals, Building, Training and Safety

- Staff applied for DuPage Foundation Mini Grant for *Stories of DuPage*.
- Staff is pursuing a quote for a train exhibit accessibility project to apply for other grants.
- Staff welcomed Erin Fairhead as the new Museum Assistant in August.
- Staff said goodbye to Angelique Roselli and Kyra Millard, both were valued members of our staff and we wish them the best.
- Staff invited the County Board and DuPage Foundation to a tour of *Together We Win*.

Foundation

- Staff assisted with Brew Fest on August 7.
- Staff assisted the info booth and concessions at Shakespeare in the Park, August 26-28.
- Museum front desk staff sent out membership packets to new and renewing members.

August 2021 Visitor Demographics by Location



Total Visitors for August 2021: 307 (compared to 153 in August 2020)

Total Visitors for 2021: 2,035 (compared to 1,191 in 2020)

Shop Sales August 2021: \$107.45 (compared to \$69.85 in August 2020)

Annual Shop Sales 2021: \$368.84 (compared to \$ 377.42 in 2020)

TO: Mike Benard, Executive Director
FROM: Margie Wilhelmi, Director of Marketing and Fund Development
RE: September 15, 2021, Board Report

✚ Marketing

District- wide Communication & Projects

The 100th Anniversary Celebration included the 100 minutes of Fun Event that was held in Northside Park on August 27th and included free popcorn from the Wheaton Popcorn Shop who is also celebrating their 100th Anniversary.

Arrowhead Restaurant

A modified restaurant menu was developed and rolled out in August. Weekend breakfast offering for last weekend announcements made via social.

Arrowhead Golf Course & Driving Range

We are submitting content/offer for our last inclusion in the CDGA member eblast that will go out to members on or around September 7 featuring 15% off merchandise from the ProShop. With the fall months approaching, plans are underway to promote fall golf rates and begin to prepare for holiday gift card promotion and cross-country skiing.

Cosley Zoo

Marketing continues for Cosley Zoo Uncorked Wine event including eblasts and social media posts. As of September 7, 335 people are registered and \$1,000 secured in sponsorship.

DuPage County Historical Museum

The fall newsletter was designed and distributed via email to the museum data base. Additional copies were printed and mailed to top donors of the museum. Marketing continues to promote programming for Together We Win exhibit.

Parks Plus Fitness Center

The Beat the Heat Sale ran from July 1-August 31. Promotions included email, posters, and social media. As of September 7, a total of 72 memberships were purchased in July and August. Next up will be the Community Appreciation Days September 14-17.

Clocktower Mini Golf & Skate Park

As of September 7, Groupon offers totaled 998 sold and 547 redeemed.

Recreation Marketing

Securing sponsorship for Halloween Happening in October. Current = \$500/ Goal = \$1,000

Athletic Marketing

Marketing staff assisted in the promotion of Field Days at Central Athletic Complex through promotional eblasts and on social media. This event was held as part of the district's 100th Anniversary.

Aquatic Facilities

Both Northside Pool and Rice Pool are closed for the season.

TOP Social Media Posts for August 2021

Fall Resident Registration Now Open | August 3 | Reach: 1,100

Athletic Department Now Hiring | August 12 | Reach: 1,000

Briar Patch Park Survey | August 12 | Reach: 1,650

Wheaton North March-a-Thon | August 19 | Reach: 5,500

Northside Pool Season Ending | August 23 | Reach: 2,200



Email Marketing for June 2021

E-Blast/Subject	Date	Open Rate	Content
Beat the Heat	8/10	31%	Promoted PPFC popular sale, Beat the Heat
Briar Patch Park Survey	8/18	39%	Received over 185 survey responses
Recreation Pop-Up Play Day	8/20	28%	Promoted Recreation Department 100 Minutes of Fun event in celebration of the district's anniversary
Cosley Virtual Programming	8/30	46%	Zoo to you, Virtual & In-person programming for Educators

Special Events

Memorial Park Summer Entertainment Series

September 9 and 10 will be the last two concerts of the season. As of Wednesday, September 8, ticket sales for Goddesses of Rock with Jagged Little Pill are at 240 and 829 for The Petty Breakers with Landslide.

Wheaton Brew Fest | August 7

The event was a success with a total of 939 tickets sold and \$3,550 in sponsorship secured. A big thank you to our volunteers and our partner CASA of DuPage. Internal staff worked hard to ensure a successful and safe event which featured more than 75 beers from 35 breweries.

Shakespeare in the Park | August 26, 27 and 28

This year's production of Henry IV, Part 1 attracted an estimated 1,500 in Memorial Park over 3 performances with \$10,000 secured in sponsorship. After a 2-year hiatus, we received a lot of positive feedback from Wheaton College and the community about this year's show.

Upcoming Events

Light the Torch Night Run | October 2

We currently have 100 people registered for the event with \$35,000 secured in sponsorship. Light the Marketing materials including web banner, poster, email blasts, social media, community signage and atrium banner. We are finalizing work order and signage for the race.

Reindeer Run | December 4

A meeting is scheduled with the Lions Club to review race details and finalize sponsorship packet and t-shirt design.

✚ Cosley Foundation

Fall Newsletter

The fall newsletter is in production and is expected to be released in mid-September. The newsletter will continue to be distributed electronically with a small number printed and mailed in-house to top donors.

Fall Fundraising Appeal

The fall fundraising appeal is focused on the zoo's conservation efforts and highlights the Blanding's Turtle Head Start Project. The appeal is scheduled to deliver to the post office after Labor Day. Coordinated social media posts and an email are planned following the appeal reaching homes. The fall appeal also features a \$10,000 matching donation.

Cosley - Membership:

	Eagle	Wild Bunch	Wild Bunch Plus	Keepers Club	Animal Adoptions	Total Members	New Members	Renewed Members
August 2021	11	88	32	19	1	151	87	64
Total Current (as of 9/1/2021)	75	505	144	138	22	884		

2021 Events

Cosley Classic | August 2

The outing was held on Monday, August 2 at Arrowhead Golf Club with 172 registered golfers. The day included a return to the event's pre-pandemic format with lunch from the grill, 18 holes of golf, steak dinner, silent auction, and raffle. Net Revenue estimate of \$34,000.

Donor Appreciation Event – October 28

Staff is working with RS&S Consultants to host a donor appreciation cocktail reception at Arrowhead Golf Club on 10/28/2021. Invitations are scheduled to mail in mid-September. A \$2,500 event sponsor has been confirmed.

Pumpkin Fest – October 2021

Sponsors secured: \$1,000

Festival of Lights – November 26 – December 30, 2021

Sponsors secured: \$6,000

✚ DuPage County Historical Museum Foundation

Fall Newsletter

The Museum's fall newsletter was mailed distributed in late August and mailed to small number of donors with a fall donation letter and return envelope.

Shakespeare in the Park |August 26-28

The event had an estimated 1,500 in attendance. The museum staff was onsite sharing upcoming events and exhibits about the museum as well as soliciting donations. Thank you to several board members who assisted in the concession stand. We had a total of \$1,805.43 in concession sales and \$1,517.33 in donations/t-shirt sales. A final estimate of funds raised will be included in the next foundation report.

Casino Night | Friday, March 11, 2022

The event is scheduled to return next March after a two-year hiatus due to COVID-19. Next year's event will take place at Arrowhead Golf Club and move to a Friday evening. The planning committee begins regular meetings in October with tickets on sale in November.

Octoberfest | October 2

Staff is coordinating with the presenting sponsors of both the Night Run and October Fest to host a combined event on October 2 at the Central Athletic Complex from 4:30-9P. October Fest will feature live entertainment, beer garden, food and a children's area and will serve as an after party for the Night Run.

Play For All Playground & Garden Foundation

The foundation was selected as the recipient of 100+ Women Who Care's DuPage Chapter quarterly donation of approximately \$16,000. This includes a matching grant from the Richard M. Schulze Family Foundation of \$5,000. The donation will be used toward the development of the 5-12-year-old playground.

Events

The final summer play day of the season will be held on September 18. Play days will return in 2022.

TO: Michael Benard, Executive Director
FROM: Daniel Novak, Director of Athletics & Facilities
RE: Athletic & Facilities Board Report
DATE: September 15, 2021



Athletic Programs - Leagues - Facilities

- **Baseball/Softball**

- The Warriors Travel Baseball and Wildcats Travel Softball wrapped up their tryouts for forming their 2022 teams. These tryouts brought out over 350 participants combined. The Warriors Travel Baseball program will have 9 total teams, while the Wildcats Travel Softball program will have 7 total teams.
- Fall baseball/softball began in mid-August. Practices began August 9 and games started August 14. The season will wrap up on October 16. Currently there are 294 participants registered bringing in \$38,570 in registration fees. In 2019, we had 247 participants which brought in \$28,811 in registration fees.

<u>Year</u>	<u># of Participants</u>	<u>Wheaton Teams</u>	<u>Revenue from our Participants</u>	<u>Outside Community Teams</u>
2016	149	13	\$16,499	6
2017	163	14	\$16,734	10
2018	231	18	\$26,425	11
2019	247	21	\$28,811	17
2021	294	23	\$38,570	13

- **Rams Football**

- Rams Tackle Football currently has 192 participants registered for the fall program bringing in \$66,523 in registration fees. The 2019 season there were 166 participants bringing in \$54,210.00 in registration fees.
- Rams Flag Football currently has 261 participants registered for the fall program bringing in \$39,035 in registration fees. The 2019 season there were 290 participants signed up bringing in \$38,790 in registration fees.
- Rams Football had their 34th annual Wheaton Bowl on August 21 & 22. This event brought out more than 60 football teams and was a great way to welcome football back to Graf Park after a year off due to COVID!

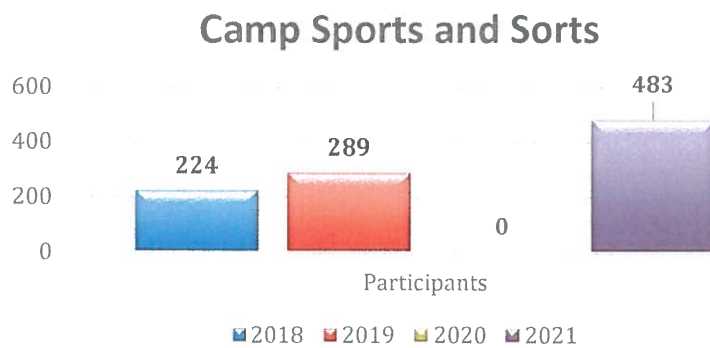
- **Rams Cheerleading**

- Rams Cheerleading has 138 participants registered for the fall program bringing in \$45,413 in registration fees. In 2019 there were 171 participants signed up bringing in \$46,228 in registration fees.



- **Camp Sports and Sorts**

- Camp Sports and Sorts was back this summer after not offering it last year due to Covid-19. We were able to offer full day and half day options. Full day camp goes from 9am-4:30pm with before and after care available at an additional fee, while half day options were 9am-12:45pm and 12:45pm-4:30pm. Camp gross revenue for 2021 was \$69,347, up from \$32,290 in 2019. Camp counselors and directors did a great job this summer with the participants. The registration went up 67% from 2019 to 2021.



- **Central Athletic Complex**

- The CAC hosted Camp Sports & Sorts and Nerf Camp all summer long June-August.
- Fall programming will be ramping up soon in the CAC including cheerleading and basketball.

Usage Hours for July		
<u>Categories</u>	<u>2020</u>	<u>2021</u>
Paying Renters	64.00	18.00
Complimentary	0.00	0.00
WPD Programs	560.50	790.00
WPD Training	0.00	0.00
Total	624.50	808.00

YTD Total Usage Hours			
<u>Categories</u>	<u>2020</u>	<u>2021</u>	<u>Change %</u>
Paying Renters	539.08	771.50	43.1%
Complimentary	10.00	0.00	-100.0%
WPD Programs	3,075.50	3,328.00	8.2%
WPD Training	6.00	0.75	-87.5%
Total	3,630.58	4,100.25	12.9%

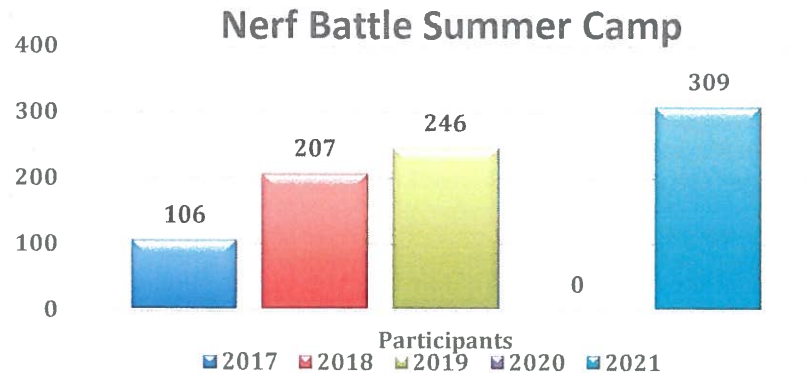
Total Rental Revenue			
<u>Month</u>	<u>2020</u>	<u>2021</u>	<u>Change %</u>
January	\$6,973.75	\$1,665.00	-319%
February	\$7,867.90	\$5,474.50	-44%
March	\$3,749.50	\$7,167.00	48%
April	\$8,960.00	\$12,225.50	27%
May	\$470.00	\$14,347.00	97%
June	-\$4,328.74	\$2,405.00	280%
July	\$3,615.00	\$931.00	-288%
Total:	\$27,307.41	\$44,215.00	38%

- **Midwest Strength and Performance**

- New this spring/summer, we ran two boxing program sessions for youth through Midwest Strength and Performance. We are currently revamping the program and calling it Strength for Kids so that is it not specifically boxing and can reach a broader clientele.

- **Nerf Battle Camp**

- Nerf Battle Camp was back this summer after not offering it last year due to Covid-19. Camp was offered six weeks this summer for ages 6-9 and 10-13. Numbers were so great each week that staff expand to offer a 7th week. The registration went up 25.61% from 2019 to 2021.



- **Summer 3v3 WSBL**

- The Athletic Department started a brand-new summer 3v3 feeder basketball league. The league games took place at the CAC on Monday and Thursday evenings from July 19-August 9. We were able to secure eight 7th grade boys' teams, and six 7th/8th grade girls' teams for a total of 14 teams from surrounding feeder programs. Each team receives 8 games in a 4-week period with two games played each night.

- **Fall Soccer**

- Fall Soccer Season began August 9th, first games were on August 21st. This year currently has 898 participants bringing in \$70,899 in registration fees. In 2020 we had 590 participants bringing in \$41,127 in registration fees. That is a 72% revenue increase and 52% participant increase from the Fall 2020 season to this Fall season.

- **Fall Lacrosse**

- This year we have 52 participants bringing in \$4,770 in registration fees. In 2020 we had 14 players and \$1,795 in registration fees. That is a 165% revenue increase and 271% participant increase from the Fall 2020 season to this Fall season.

- **Soccer Shots**

- Classes ended on August 14th. This year we had 230 participants bringing in \$26,456 in registration fees. In 2020 we had 150 players bringing in \$15,521.00 in registration fees. That is a 70% revenue increase and 53% participant increase from the Summer 2020 season to this summer season.

- **Men's 16" Softball**
 - The summer 2021 Men's 16" Softball League wrapped up on August 23. This year we had 9 teams bringing in \$6,075 in registration fees. In 2019 we also had 9 teams. Being able to keep the league at its 2019 team size after a year off from COVID was very encouraging.
- **Hot Shots – Youth Athletic Programs**
 - The Summer II session just wrapped up on August 28 for the Hot Shots youth athletic classes. Classes this summer included basketball, multi-sport, flag football, t-ball, baseball, soccer, and softball. Overall, Summer sessions had 210 participants bringing in \$15,287 in registration fees.
- **Wings SC and Midwest FC**
 - Wings SC numbers: 166 players
 - Anticipated Revenue for the 2021/2022 season: \$269,435
 - Club training numbers: 84 players
 - Anticipated Revenue for Team Training: \$11,600
 - We have continued with Wings club training during the summer. These training program has been a huge benefit for our players during this offseason. It was a great way to get them prepared for the upcoming Fall season. We plan on continuing to offer this next year as a supplemental development program for all Wings SC players.

Parks Plus Fitness

- August 1-31 Beat the Heat sale continued for PPFC with 35 passes sold; 72 passes sold for the entire sale (July 1 – August 31).
- Personal Training team generated over \$5,000 in sales for August for the second consecutive month.
- Silver Sneakers payment has now doubled since March 2021- \$1400, August- \$2800.
- Clocktower's hours changed to Fall hours from Mon-Fri 4-7P and Sat-Sun 12-7P.

PPFC Membership Breakdown	Annual**	3-Month	1- Month	Fit-N- Swim	Total**
August 2021	1,846	8	10	-	1,864
August 2020	1,470	3	15	-	1,488
July 2021	1,868	6	27	-	1,901
July 2020	1,590	2	29	-	1,621
June 2021	1,762	2	28	1	1,793
June 2020	1,853	0	0	-	1,853
Monthly Total Attendance/ Usage	2,918				

PPFC August 2021 New and Renew Memberships:

Membership Type	New*	Renew	Total Amount
Annual PIF	15	20	\$7,910
United Healthcare	0	0	\$528
Silver/Prime/Fit	15	0	\$2,816
3-Month	2	6	\$714
Total for all Types	46	12	\$11,968

Aquatics & Safety

- The 2021 Wheaton Park District Aquatic Season has officially ended. Overall, we had a safe and enjoyable season. Staff performed exceptionally and the public really seemed to enjoy getting back in the water as well as all the facilities amenities.
- Staff is currently preparing the 2021 Aquatic Annual Report and plans to present in October.
- In 2021 we welcomed a combined 92,783 pool pass holders and daily admission guest at both facilities compared to 82,019 patrons in 2019. Below is a chart that represents some overall season comparisons.

Aquatics Season Comparison	2021	219	Increase/Decrease
Pool Pass Sales	\$402,189	\$390,649	\$11,540
Rice Pass Visits	47,680	40,191	7,489
NS Pass Visits	18,252	19,158	(906)
Rice Daily Admission Revenue	\$209,996	\$144,763	\$65,233
Rice Daily Admission Visits	22,813	18,606	4,207
NS Daily Admission Revenue	\$29,285	\$30,484	(\$1,199)
NS Daily Admission Visits	4,038	4,064	(26)
Rice Gross Concession Revenue	\$95,662	\$74,290	\$21,372
NS Gross Concession Revenue	\$15,950	\$15,264	\$686
Rice Swim Lesson Gross REV	\$61,370	\$59,715	\$1,665
NS Swim Lesson Gross REV	\$42,125	\$52,976	(\$10,851)

TO: Mike Benard, Executive Director
FROM: Rob Sperl, Director of Parks & Planning
DATE: September 8, 2021
SUBJECT: Board Report August

Administration/Overall Department

- One Full-Time positions is open in Parks- a Projects Specialist. A Facility Operations and PT Reception/Admin position were recently hired.
- The majority of our seasonal employees have completed their work.
- Park Permitting – Forty-Two Park rentals occurred in August.
- Commemorative Program- Three memorials were purchased, and eleven memorial installations were completed for July and August.

Planning

- Staff received bids for the Lincoln Marsh siding and windows.
- Staff requested quotes for sealcoating various parking lots, HVAC replacements at the 855 Prairie office building and a proposal to resume interior work at the Community Center.
- Two grant applications were submitted to IDNR – one through the OSLAD program and one through Land and Water Conservation Fund.

Parks & Buildings Operations

- Installed a new transformer in the Cosley Duck Pond shed to restore electrical power to the water wheel and aerators.
- Re-set the BAC system at the Central Athletic Center after storms hit the power and shut down the Comcast internet connection.
- Electrical circuit to the Community Center flagpole and canopy lights was repaired after the conduit was damaged and wires shorted out.
- Painted siding for Arrowhead Clocktower and started installation of siding on the clocktower.
- Set up for Shakespeare in the Park electrical and sound equipment.
- Striped the Graf parking lot. Parking spaces and curb in safety yellow to indicate No Parking.
- Lock set repairs and replacements were completed at the Community Center, also duplicate keys were made for H/R dept., Andy Bendy, Rec dept.

Projects and Special Events

- Special Events setup/takedown and signage were completed for the following events: Brewfest, 100-year popup event, Shakespeare and Cosley Classic.
- Installed timbers and repaired the retaining wall at the Kelly/Edison Bridge.
- Sign and Banner work orders requests for Athletics, Recreation, Arrowhead, and the Museum were completed.
- Completed the painting at Hurley Gardens.

Horticulture, Turf & Natural Resources

- Summer seasonal staff began leaving the first week of August which puts us at a disadvantage in personnel numbers, yet we persist. Trim Crews continue with the day-to-day mowing, trimming, weeding, pruning of all of our parks. With athletics starting up again that increases our needs in many parks and school sites to increase the maintenance.
- Water wagons continue the task of watering annual flower plantings, plus with the dry conditions, watering of spring planting trees and shrubs to make sure these plants get through winter.
- Athletic fields crew took on a large project of laser leveling field 16 at Atten park. This entails adding infield material in low spots, leveling high spots, removal of the infield lip and putting sod back around the arc. New base pegs, home plate and pitching rubber to the new mound is also added. Play was halted on that field for the fall for 4 weeks but will be open for play by Tuesday September 17th.
- In addition to repairing field sixteen baseball lay out and measure of fall fields was completed. The daily grooming then takes place on each field as games and practices continue throughout the fall.
- Football is back. Two secondary fields are laid out and prepared for weekly use at Graf Park. The artificial turf field was also groomed and made ready for the season.
- Soccer fall season in underway. Thirty-four fields are laid out and measured correctly with goals added to each field. These fields then need to be roped and striped before the season starts.
- Weekly striping takes place on the soccer fields, lacrosse, and football fields each week. This takes six guys eight plus hours and ninety gallons of white marking paint.
- There were a couple of storms in August that resulted in some downed trees and limbs. Staff cleaned up the debris and checked for any hazardous conditions.

- Memorial Park continues to receive regular fertilization and fungicide treatments. This helps with the heavy use of the park to create a thick, lush grass.
- Several irrigation repairs were made at various places in the district. Prairie building, Northside pool and Atten athletic fields all had some leak issues either at the head or in the lines underground. Staff did a great job isolating the problems and then making the repair.

Conservation

- Crews assisted with storm damage clean up from high winds and rain.
- Tree maintenance continues throughout the district.
- Work orders were completed for teams and ropes course area maintenance.

Fleet Mechanics

- Mechanics have completed railing and stair repairs at Mary Lubko Center, Toohey and Museum along with assisting in painting at various sites around the district.
- All state safety inspections have been completed for the month of August.
- The pitching machines at Central Athletic Center were serviced.
- Generators at Central Athletic Center and Community Center were serviced



WHEATON PARK DISTRICT

Wheaton Park

Maintenance Summary Report II

Completion Date on or after 08/01/2021
 Completion Date on or before 08/31/2021
 RC Code is equal to PSC

WO Type	# WO	Total Hours	Total Labor Cost	Total Material Cost	Total Contractor Cost	Total Other Cost	Total Cost
Athletic Events	1						0.00
Corrective Maintenance	68	268.00	7079.09	148.40	0.00	3163.03	10390.52
General Maintenance	16	60.25	1266.61	96.59	0.00	2.09	1365.29
Inspection	153	23.25	473.39	0.00	0.00	0.00	473.39
Move/Modify	1	1.50	31.50	0.00	0.00	6.43	37.93
PM Repair	1						0.00
Preventive Maintenance	624	1536.00	27077.22	513.57	0.00	33.02	27623.81
Project	1	28.50	617.25	0.00	0.00	0.00	617.25
Service Request	27	308.50	6047.56	0.00	0.00	5.40	6052.96
Signs and Banners	6	12.00	216.46	0.00	0.00	0.00	216.46
Special Facilities Event	2	176.00	4017.66	0.00	0.00	0.00	4017.66
Standing WO	1	344.25	6172.15	0.00	0.00	0.00	6172.15
Total	901	2758.25	52998.89	758.56	0.00	3209.97	56967.42
Average Time	5.53						
Average Cost	63.23						

TO: Michael Benard, Executive Director
FROM: Vicki Beyer, Director of Recreation
RE: Recreation Department Report
DATE: September 3, 2021



Recreation Department- General

- The Recreation Department hosted a Pop-Up Play Day to commemorate the district's 100th anniversary on August 27 at Northside Park. The event theme was 100 minutes of recreation from the past 10 decades. Free activities included Lingo from the 1920's matching game, self-guided scavenger hunt, playground games (frisbee and four square), tie- dye station, paint a pet rock, giant Jenga, corn hole, ladder ball, nature RX sensory hike and chair yoga. The first 100 guests received a giftbag.



- Rec Trac 3.1 premigration training with Vermont Systems trainer was completed on August 26. Staff will continue to prepare training timetables and goals for live migration scheduled for October 2022.
- Part-time staff fall Inservice training was sent to staff electronically on August 23. Staff must review PowerPoint presentation, watch video and complete supporting documents. Training topics include policies and procedures, accident/incident management, safety, providing excellent customer service and more.
- Cristin Handlon, Creative Arts & Varied Interest Supervisor resigned from the park district and accepted a job at the Fox Valley Park District. We wish her success in the future.
- Staff are working on 2021 significant accomplishments and 2022 personal goals.

Preschool & Camps- Jamie Martinson

Preschool/Toohey

- Wide Horizons Preschool program is set to begin on September 7.
 - We only have a few spaces remaining and have a gross registration revenue of \$206,934.
 - We have collected an additional \$6,400 in non-refundable enrollment fees for the Wide Horizons Preschool program
- Interviewing has concluded and we are thrilled to add two new staff, Mindy Derrick and Katie Fils to our Wide Horizons teaching team. Both Katie and Mindy are local Wheaton moms and have had their children participate in the Wide Horizons preschool program and many other park district programs and events! Welcome Katie and Mindy!!
- Upcoming start for the year events include:
 - Wide Horizons staff training on August 25
 - Wide Horizons/Toohey Park staff CPR/First Aid/AED on August 26
 - Parent Orientation on August 31
 - Meet the Teacher on September 2
 - First day of school on September 7 and 8!!
- Toohey Park programs have opened registration for the upcoming fall season. This will be our first return to normalcy at Toohey Park since the pandemic closed the building in March of 2020. The community and staff are all very excited to have these fantastic programs back!

Programming/Camps:

- Majority of fall programs begin after Labor Day- enrollment is looking strong across the board. J. Martinson will also be assuming the responsibilities of Cristin Handlon's contractual programs moving forward.
- The Recreation department 100 Minutes of Fun Pop-Up play event is scheduled August 27 from 4-5:50pm. Activities include:
 - Free giveaways for the first 100 people
 - Free popcorn to also celebrate the Little Popcorn Shops 100 Year Anniversary
 - Free Kona Ice
 - Free activities including- tie-dye, paint pet rock, yoga, giant Jenga, four square, cornhole, scavenger hunts, etc!!

- Summer camps have concluded. We had an extremely successful summer camp season, serving close to 2,000 campers for in-person camps.
- Summer Camp Enrollment:
 - 1, 920 Enrollments in camp programs (only camp programs under J. Martinson)
 - \$310,165 in Gross Registration Revenue

Creative Arts & Varied Interest

- Summer enrichment programs finished strong with over 125 participants. Classes offered included chess, foreign language and gaming and coding.
- Preparations are underway for Children's Playhouse fall production of *The Best Christmas Pageant Ever*. An information meeting is scheduled for September 7 and auditions on September 13 & 14.
- Camp I Don't Know concluded on Friday, August 20. Ten one-week camp sessions were offered with over 175 campers.
- The VALUES Team Gratitude-To-You program ended on Friday August 27. Twelve team members were nominated by peers throughout the summer and recognized for exhibiting Wheaton Park District values.

Adult Education- Matthew Wrobel

- Pickleball, Pickleball & more Pickleball!
 - New instructor, Theresa Lemmer, has been helping grow the pickleball program since she was hired in June 2021.
 - The Wheaton Park District first- ever Outdoor Pickleball Leagues are a huge hit. The Co-ed Pickleball League for the 3.0 level players has 16 enrolled and the 3.5/4.0 has reached maximum participation with 24 enrolled. All six courts are in use during league play on Thursdays. Beginning in late August, four (4) different league levels will be offered.
 - Instructional classes for adults continue to be popular and are held on Wednesday nights at the Central Park pickleball courts. Below is the breakdown in participation for all Adult Instructional Pickleball.

Mary Lubko Center- Megann Panek

- The second trip of the year took place on August 18. Our bus with 39 patrons headed to Wisconsin to enjoy "A Day in Deutsch Athens." The tour focused on German heritage in Milwaukee.
- The Fall MLC News was e-mailed to patrons on August 23 to over 7,000 homes. Printed copies are available at both the Mary Lubko Center and the Community Center.
- The 50 Nifty States event brought out 35 people to enjoy an afternoon at the Mary Lubko Center on August 25. This event was scheduled to take place on the new Lions Club Terrace but was moved inside due to the extreme heat.
- The MLC Manager met with the Director of Sales and Events at Moment on Main, a new banquet facility downtown Wheaton. They discussed future events at Memorial Park, Hurley Gardens and Northside Park.

- The Pedal Pushers wrapped up another successful season with their annual picnic on August 26. This group is over 150 members strong this year and still growing.



Lincoln Marsh/Green Team- Terra Johnson, Deb Ditchman

- Lincoln Marsh staff presented 44 outdoor education programs & camps to 564 participants in August. These numbers include:
 - 21 environmental education programs were presented to 251 participants.
 - 8 nature camps were presented to 69 campers.
 - 15 teams course programs were presented to 244 participants.
- A total of 42 sessions of nature and adventure camps for 404 participants were hosted by Lincoln Marsh staff this summer.
- Lincoln Marsh staff led a Knots & Shelters program for K-8th graders at Mercy Housing Marian Park.
- Lincoln Marsh Program Manager hosted a program about water quality with SCARCE at Lincoln Marsh.
- Lincoln Marsh Program Assistant and Manager assisted with the 100 Year Anniversary Pop up play event at Northside Park on August 27.
- Lincoln Marsh staff attended 2 fall kick-off trainings for team building programs.

Customer Service & Registration- Sue Vasilev, Lyn Havelka & Rick Napier

DAYTIME COMMUNITY CENTER MANAGER- Rick Napier

- Ran Transcode Activity and Household Sales reports to determine web donations for Foundations as per Marketing and Development Coordinator.
- Created and printed 190 Cosley Zoo Classic Bag Tags
- Helped organize and attended Remote Training with Vermont Systems for the 3.1 Migration Team July 12-16, and August 26.
- Updated WDSRA F/T Staff ID card

- Created and printed 80 Player Cards for Wheaton Wings Athletic Manager
- Coordinated with front desk staff to ensure all are CPR certified
- Assisted Director of Golf with Pro Shop POS screen issue
- Recreated all POS Touchscreens in the demo database of RecTrac 3.1 for training purposes
- Created fillable forms for Fall in-service

EVENING / WEEKEND COMMUNITY CENTER MANAGER- Lyn Havelka

- Inventoried soccer shirts and updated POS with counts.
- Hired Pamela Taylor, Customer Service Attendant.
- Processed monthly payments for Park Plus Fitness
- Processed refunds for various programs, assisted registration as needed.

REGISTRAR MANAGER- Sue Vasilev

- Wide Horizon's – The 2nd installment of invoices was processed/sent to 89 households, payment due Sept. 1. An additional 27 past due notices for the month of August were sent as well.
- 2021/22 Wheaton Wings household fee updates
- RecTrac 3.1 – Have begun the process of creating age group sets in the database. This will save a significant amount of time in updating programs with the ability of linking one set to a core program instead of individual updates to each section.
- Spring 2021- Period End processing and roster transfer to history completed.
 - Total classes offered: 529 classes offered; 416 classes were held.
 - Cancellation rate: 21%
 - Total enrollment: 4,121
 - Total revenue: \$333,177.40
- Fall 2021 – New classes created after the brochure printing.
 - Adult Education – Due to popular demand 6 additional Pickleball League classes have been created.
 - Nature – 2 additional classes have been created for the Twilight Voyage and Owl Prowl programs.
 - Martial Arts – 1 additional program (Kendo) added
 - Athletics – Wheaton Wings In-House Skills Training classes. 8 new classes have been added.
- Winter 2022 – Have begun reactivating/creating new codes for the upcoming season. New program offerings:
 - Early Childhood – 1 new program; a total of 4 sections
 - Adult Education – 1 new program
 - Athletic – 1 program; a total of 4 sections
- The first 24 hours of fall registration 2021 vs. 2019
 - Total registration – 5.08% decrease in 2021
 - Fees processed – 13.76% decrease in 2021
 - Web registration – 9.61% increase in 2021

2021		2019	
Total registration	523	Total registration	551
Fees processed	\$38,974.50	Fees processed	\$45,196

Web registration	465	Web registration	453
Web percent	88.91%	Web percent	81.11%
Walk-in registration	58	Walk-in registration	98
Walk-in percent	11.09%	Walk-in percent	18.89%

- August Leisureship update

- 29 families have been assisted in current fiscal year vs. 70 in 2019 (58.57% decrease)
- Funds provided: \$7,676 vs. \$19,018 in 2019 (59.64% decrease)
- Fundraising efforts:

Mike Cetina memorial	\$150
Studio Movie Grill ticket sales	\$5.50
Total	\$155.50

- July & August Waitlist Summary

- 489 registrants were transferred off the waitlist into classes.

- August Refund Summary

- 582 refunds processed
- 238 refunds processed same month during the 2019 fiscal year
- 144.54% increase in refunds processed (\$54,880.89 vs. \$17,439.91 a 66.82% increase) The increase is from customer refund requests due to the ongoing concerns with Covid-19 mask mandates.

- Activity Registration Summary for August

- Total registrations: 3,359
- Fees processed: \$315,166.91
- Web registration: 2,868
- Web percent: 85.38%
- Walk-in registration: 491
- Walk-in percent: 14.62%

Dear Sue,

7/13/21

I want to extend my sincere gratitude to you and the Wheaton Park District for offering my son, Josiah, a scholarship. It means so much to him to be able to participate in Rams Football this year. He has never played organized football before, and I know this will be a growing experience. Thank you for your kindness and always treating me with respect regardless of my financial situation.

Sincerely,

Serena Arnold