



Wheaton Park District

PUBLIC NOTICE

**Meeting - Wheaton Park District Board of Commissioners
Wednesday September 20, 2023, 5:00 p.m.
City of Wheaton Council Chambers 303 W. Wesley Street Wheaton, Illinois**

September 18, 2023

Public notice is hereby given that the Board of Park Commissioners of the Wheaton Park District, DuPage County, Illinois (the "Park Board") will hold a meeting at 5 pm on Wednesday September 20, 2023.

The meeting will take place at Wheaton City Hall, 303 W. Wesley, Wheaton, IL.

**Please contact Michael J. Benard, Board Secretary, for further information.
mbenard@wheatonparks.org**

Michael J. Benard
Secretary

The Agenda for the September 20, 2023, Meeting is as Follows:

Persons with disabilities requiring reasonable accommodation to participate in this meeting should contact the park district's ADA Compliance Officer, Michael Benard, at the park district's Administrative Office, 102 E. Wesley Street, Wheaton, IL Monday through Friday from 8:30 am until 4:30 pm at least 48 hours prior to the meeting. Requests for a qualified ASL interpreter require five (5) working days advance notice. Telephone number 630.510-4944; fax number 630.665.5880; email dsiciliano@wheatonparks.org



Wheaton Park District

Meeting of the Wheaton Park District Board of Commissioners **September 20, 2023, 5:00 pm**

CALL TO ORDER

COMMUNITY INPUT

Public comments are important to the Board. However, it is the Board's policy not to take action on items until time has been taken to gather information and discuss all options. Lack of actions does not imply lack of interest in the issues. During the community input portion of the agenda the Board typically will ask residents to provide input prior to accepting input from nonresidents.

The purpose of the public participation is to allow the public the opportunity to make a statement to the Board. The purpose of public participation is not to provoke a debate with the Board. Once an individual has spoken, that individual may not speak on the same issue again. Any limitation regarding addressing the Board may be waived by a majority vote of the Board.

Except during the public comment portion of the regular Board agenda, or as stated in this rule, no person other than the Executive Director or the District's Attorney may address the Board.

CONSENT AGENDA

Consent Agenda items are considered by the Park District to be routine and will be enacted in one motion. There will be no separate discussion on these items. If a member of the Park Board requests, a Consent Agenda item will be removed from the Consent Agenda and considered as an individual item at the end of old or new business.

- A. Approval of the Disbursements totaling \$1,044,299.42 for the period beginning July 12, 2023, and ending September 12, 2023
- B. Approval of the Disbursements totaling \$2,293,103.34 for the period beginning July 12, 2023, and ending September 12, 2023
- C. Approval of the Subcommittee Meeting Minutes June 7, 2023
- D. Approval of the Subcommittee Meeting Minutes July 5, 2023
- E. Approval of the Regular Meeting Minutes July 19, 2023
- F. Approval of the Special Meeting Minutes August 14, 2023
- G. Approval of Amended Meeting Schedules for the Wheaton Park District Board of Commissioners

Persons with disabilities requiring reasonable accommodation to participate in this meeting should contact the park district's ADA Compliance Officer, Michael Benard, at the park district's Administrative Office, 102 E. Wesley Street, Wheaton, IL Monday through Friday from 8:30 am until 4:30 pm at least 48 hours prior to the meeting. Requests for a qualified ASL interpreter require five (5) working days advance notice. Telephone number 630.510-4944; fax number 630.665.5880; email dsiciliano@wheatonparks.org



Wheaton Park District

UNFINISHED BUSINESS - None

NEW BUSINESS

1. **Resolution 2023-06** – Motion to Approve Resolution 2023-06 Approving the Filing for a Petition for Annexation with the City of Wheaton for Property Located at 0N239 Gary Avenue, Wheaton Illinois
2. **Briar Patch Park Improvement Project** – Motion to Reject the Sole Bid for the Briar Patch Park Improvement Project from Innovation Landscape
3. **Community Center Parking Lot Repaving Project** – Motion to Approve Change Order No. 1 for the Community Center Parking Lot Repaving Project from Abbey Paving in the Amount of \$9,886.10
4. **Gasoline and Diesel Fuel Supply and Delivery 2023-2024** – Motion to Approve the Bid for Gasoline and Diesel Fuel Supply and Delivery from Feece Oil Company at a Cost of the OPIS Rate Plus \$0.198 per Gallon for a Term Beginning December 2023 and Ending November 2026
5. **Graf Park Fence Replacement Project** – Motion to Approve the Bid for the Graf Park Fence Replacement Project from Northern Illinois Fence Including Base Bid A and B and Alternate No. 1 at a Cost of \$41,013.07 plus a 10% Contingency of \$4,101
6. **Lift Truck Purchase** – Motion to Approve Resolution 2023-07 Ratifying and Approving the Emergency Expenditure of Funds Without Competitive Bidding for the Purchase of Certain Vehicles at an Amount Not to Exceed
7. **Scottdale Park Backstop Replacement Project** – Motion to Approve the Bid for the Scottdale Park Backstop Replacement Project from Northern Illinois Fence Project Including Field #9, Field #10 and T-Ball Field #2 in the Amount of \$165,363.23 plus a contingency of \$16,536
8. **Cosley Zoo Visitor's Center Deck Replacement Project** – Motion to Approve Change Order No. 1 for the Cosley Zoo Visitor's Center Deck Replacement Project from Wallfill in the amount of \$625
9. **Mower Purchase** – Motion to Approve the Purchase of A Groundsmaster 4000-D Mower from the Omnia Partners Cooperative Contract through Reinders Inc. at a Cost of \$89,240.70
10. **Jay Allen Concert Fundraiser** – Motion to Approve Payment to the Alzheimer's Association in the Amount of \$30,250.71

Persons with disabilities requiring reasonable accommodation to participate in this meeting should contact the park district's ADA Compliance Officer, Michael Benard, at the park district's Administrative Office, 102 E. Wesley Street, Wheaton, IL Monday through Friday from 8:30 am until 4:30 pm at least 48 hours prior to the meeting. Requests for a qualified ASL interpreter require five (5) working days advance notice. Telephone number 630.510-4944; fax number 630.665.5880; email dsiciliano@wheatonparks.org



Wheaton Park District

REPORTS FROM STAFF

- Executive Director
- Monthly Department Reports – Finance, Special Facilities, Marketing, Development, Events, Recreation, Athletics, Parks and Planning

BOARD SUBCOMMITTEE REPORTS / DISCUSSION

CLOSED SESSION

- a. Appointment, employment, compensation, discipline, performance, or dismissal of specific employees, 5ILCS 120/2 (c) (1)
- b. Purchase or lease of real property, 5ILCS 120/2 (c) (5)
- c. Setting of price for sale or lease of property owned by the public body, 5ILCS 120/2 (c)(6)
- d. Pending, probable or imminent litigation, 5ILCS 120/ 2 (c) (11)
- e. Discussion of minutes of meetings lawfully closed under this Act, whether for purposes of approval by the body of the minutes or semi-annual review of the minutes, 5 ILCS 120/2(c) (21)

ADJOURNMENT

Persons with disabilities requiring reasonable accommodation to participate in this meeting should contact the park district's ADA Compliance Officer, Michael Benard, at the park district's Administrative Office, 102 E. Wesley Street, Wheaton, IL Monday through Friday from 8:30 am until 4:30 pm at least 48 hours prior to the meeting. Requests for a qualified ASL interpreter require five (5) working days advance notice. Telephone number 630.510-4944; fax number 630.665.5880; email dsiciliano@wheatonparks.org

Accounts Payable

Checks Approval Document

User: rtucker
Printed: 9/12/2023 - 3:06 PM




Wheaton Park District


Board of Commissioners Report From the Period Beginning July 12, 2023 and Ending September 12, 2023.

| Fund | Description | Amount |
|---------------|------------------------|--------------|
| 10 | General | 263,496.10 |
| 20 | Recreation | 155,857.30 |
| 22 | Cosley Zoo | 20,034.11 |
| 23 | Liability | 143.92 |
| 26 | IMRF | 86,679.56 |
| 40 | Capital Projects | 25,003.92 |
| 60 | Golf Fund | 186,573.03 |
| 70 | Information Technology | 9,471.11 |
| 75 | Health Insurance | 297,040.37 |
| Report Total: | | 1,044,299.42 |

To the Board of Commissioners

The payment of the above listed accounts has been accepted by the Park District Board of Commissioners at their meeting held on September 20, 2023.


(Treasurer)


(Secretary)

Accounts Payable

Checks Approval List

User: rtucker
Printed: 9/12/2023 - 3:08 PM



Wheaton Park District

Board of Commissioners Report From the Period Beginning July 12, 2023 and Ending September 12, 2023.

Fund Description
Vendor No Vendor Name

| Line Item Description | Check No | Invoice Number | Batch Number | GL Account Number | Amount |
|---|----------|-----------------|--------------|-------------------------|------------|
| 10 General | | | | | |
| 00269 Euclid Beverage | | | | | |
| Brew Fest Beverages | 167333 | W-3145276 | 161.08.2023 | 10-000-416-53-5346-1903 | 12,897.80 |
| Summer Entertainment Series 2023 | 167340 | W-3150889 | 162.08.2023 | 10-000-416-53-5346-1906 | 1,376.75 |
| Summer Entertainment Series 2023 | 167366 | W-3707363 | 165.08.2023 | 10-000-416-53-5346-1906 | 748.25 |
| Vendor Total: | | | | | 15,022.80 |
| 00465 I.M.R.F. | | | | | |
| 06/23 IMRF | 0 | 063023 | 141.07.2023 | 10-000-000-21-2124-0000 | 51,957.54 |
| 06/23 IMRF | 0 | 063023 | 141.07.2023 | 10-000-000-21-2123-0000 | 18,924.07 |
| 07/2023 IMRF | 0 | 073123 | 141.08.2023 | 10-000-000-21-2123-0000 | 12,917.48 |
| 07/2023 IMRF | 0 | 073123 | 141.08.2023 | 10-000-000-21-2124-0000 | 33,207.89 |
| Vendor Total: | | | | | 117,006.98 |
| 00766 Pre-Paid Legal Service Inc | | | | | |
| 07/23 Pre-Paid Legal | 0 | 073123 | 141.07.2023 | 10-000-000-21-2127-0000 | 322.01 |
| 08/23 Pre-Paid Legal | 0 | 083123 | 141.08.2023 | 10-000-000-21-2127-0000 | 322.01 |
| Vendor Total: | | | | | 644.02 |
| 01091 Aflac | | | | | |
| August 2023 Aflac | 0 | 067730 | 141.08.2023 | 10-000-000-21-2131-0000 | 263.06 |
| August 2023 Aflac | 0 | 067730 | 141.08.2023 | 10-000-000-21-2132-0000 | 151.56 |
| July 2023 Aflac | 0 | 713285 | 141.07.2023 | 10-000-000-21-2132-0000 | 151.56 |
| July 2023 Aflac | 0 | 713285 | 141.07.2023 | 10-000-000-21-2131-0000 | 263.06 |
| Vendor Total: | | | | | 829.24 |
| 02412 Milton Township | | | | | |
| Summer Entertainment Series - 06/24/23 | 167302 | 062423 | 162.07.2023 | 10-000-416-54-5411-1906 | 1,853.52 |
| CERT Donation Letter - Summer Entertainment | 167324 | 072423 | 164.07.2023 | 10-000-416-52-5241-1906 | 650.00 |
| CERT Donation Letter - Brew and Seltzer Fest 2 | 167344 | 080523 | 162.08.2023 | 10-000-416-52-5241-1903 | 250.00 |
| CERT Donation Letter - SES Weekend 3 | 167351 | 081223 | 163.08.2023 | 10-000-416-52-5241-1906 | 500.00 |
| Vendor Total: | | | | | 3,253.52 |
| 03751 Dupage County Collector | | | | | |
| Prairie Building Property Tax 05-08-407-011 - 210 | | 1082063525 | 141.08.2023 | 10-000-856-52-5210-0000 | 524.60 |
| Vendor Total: | | | | | 524.60 |
| 03829 Texas Life Insurance Company | | | | | |
| Texas Life Insurance July 2023 | 0 | SB08FS202307160 | 141.07.2023 | 10-000-000-21-2130-0000 | 186.04 |
| Texas Life Insurance August 2023 | 0 | SB08FS202308140 | 141.08.2023 | 10-000-000-21-2130-0000 | 186.04 |
| Vendor Total: | | | | | 372.08 |
| 04121 UMB Bank N.A. | | | | | |
| WSJ Subscription for July 2023 | 0 | 0082_2306270000 | 171.07.2023 | 10-419-000-54-5425-0000 | 38.99 |
| WSJ Subscription August 2023 | 0 | 0082_2307250000 | 171.08.2023 | 10-419-000-54-5425-0000 | 38.99 |
| Sign Shop Supplies | 0 | 0118_2306010000 | 171.07.2023 | 10-101-000-53-5314-0000 | 93.12 |
| Cream of Wheaton | 0 | 0118_2306020000 | 171.07.2023 | 10-101-000-53-5316-0000 | 299.64 |

Fund **Description**
Vendor No **Vendor Name**

| Line Item Description | Check No | Invoice Number | Batch Number | GL Account Number | Amount |
|--|----------|-----------------|--------------|-------------------------|----------|
| Supplies | 0 | 0118_2306080000 | 171.07.2023 | 10-101-000-53-5314-000C | 129.80 |
| LM Supplies | 0 | 0118_2306090000 | 171.07.2023 | 10-101-000-53-5314-000C | 67.24 |
| Sign Shop Supplies | 0 | 0118_2306120000 | 171.07.2023 | 10-101-000-53-5314-000C | 447.78 |
| Sign Shop Supplies | 0 | 0118_2306130000 | 171.07.2023 | 10-101-000-53-5314-000C | 1,312.56 |
| Graf Supplies | 0 | 0118_2306150000 | 171.07.2023 | 10-101-000-53-5314-000C | 38.97 |
| 4th of July Float | 0 | 0118_2306270000 | 171.07.2023 | 10-101-000-53-5314-000C | 125.16 |
| Float Supplies | 0 | 0118_2307030000 | 171.08.2023 | 10-101-000-53-5314-000C | 179.88 |
| Replacement of Memorial Park Tents | 0 | 0134_2307150000 | 171.08.2023 | 10-101-000-53-5314-000C | 676.00 |
| Office Supplies | 0 | 0140_2306040000 | 171.07.2023 | 10-430-000-53-5302-000C | 55.86 |
| AMM Dues for 2023 | 0 | 0140_2306080000 | 171.07.2023 | 10-430-000-54-5425-000C | 125.00 |
| AASLH Dues for 2023 | 0 | 0140_2306080000 | 171.07.2023 | 10-430-000-54-5425-000C | 118.00 |
| AAM Dues for 2023 | 0 | 0140_2306080000 | 171.07.2023 | 10-430-000-54-5425-000C | 195.00 |
| Camp Supplies | 0 | 0140_2306130000 | 171.07.2023 | 10-430-000-53-5302-1108 | 21.86 |
| Donuts for Staff Training | 0 | 0140_2306170000 | 171.07.2023 | 10-430-000-54-5432-000C | 14.99 |
| Orientation Lunch | 0 | 0140_2306190000 | 171.07.2023 | 10-430-000-54-5432-000C | 32.69 |
| Event Supplies | 0 | 0140_2306270000 | 171.07.2023 | 10-430-000-53-5302-1108 | 39.98 |
| July Event Food | 0 | 0140_2306300000 | 171.08.2023 | 10-430-000-53-5302-1108 | 135.30 |
| Debriefing Meeting | 0 | 0140_2307080000 | 171.08.2023 | 10-430-000-54-5432-000C | 75.98 |
| Orientation Lunch Meeting at Arrowhead | 0 | 0140_2307100000 | 171.08.2023 | 10-430-000-54-5432-000C | 25.61 |
| Lights for Balcony | 0 | 0140_2307180000 | 171.08.2023 | 10-430-000-53-5302-000C | 174.85 |
| Advertising Pens for Museum | 0 | 0140_2307310000 | 171.08.2023 | 10-430-000-54-5426-000C | 750.48 |
| Curator Class on Disaster Planning and Salvage | 0 | 0140_2307310000 | 171.08.2023 | 10-430-000-54-5432-000C | 23.88 |
| Pencils for Museum | 0 | 0140_2307310000 | 171.08.2023 | 10-430-000-54-5426-000C | 442.51 |
| Prairie Bathroom | 0 | 0182_2305310000 | 171.07.2023 | 10-101-000-53-5334-000C | 24.25 |
| Cream of Wheaton | 0 | 0182_2306010000 | 171.07.2023 | 10-101-000-53-5312-000C | 109.85 |
| Cream of Wheaton | 0 | 0182_2306010000 | 171.07.2023 | 10-101-000-53-5312-000C | 207.76 |
| Supplies | 0 | 0182_2306050000 | 171.07.2023 | 10-101-000-53-5312-000C | 858.27 |
| Funeral Service Arrangement | 0 | 0182_2306080000 | 171.07.2023 | 10-000-000-54-5434-000C | 52.67 |
| Cable | 0 | 0182_2306090000 | 171.07.2023 | 10-101-000-53-5312-000C | 1,686.60 |
| Cleaning Cloths | 0 | 0182_2306110000 | 171.07.2023 | 10-101-000-53-5316-000C | 34.99 |
| Tools | 0 | 0182_2306130000 | 171.07.2023 | 10-101-000-53-5345-000C | 103.63 |
| GSC Window | 0 | 0182_2306140000 | 171.07.2023 | 10-101-000-53-5334-000C | 7.61 |
| GCS Window | 0 | 0182_2306140000 | 171.07.2023 | 10-101-000-53-5334-000C | 7.58 |
| Graf Park | 0 | 0182_2306210000 | 171.07.2023 | 10-101-000-53-5312-000C | 44.91 |
| Main Circuit Breaker | 0 | 0182_2306220000 | 171.07.2023 | 10-101-000-53-5312-000C | 129.99 |
| Graf Press Box | 0 | 0182_2306220000 | 171.07.2023 | 10-101-000-53-5345-000C | 25.08 |
| Museum Door | 0 | 0182_2306270000 | 171.07.2023 | 10-101-854-53-5314-000C | 20.40 |
| Soap | 0 | 0182_2307090000 | 171.08.2023 | 10-101-854-53-5316-000C | 431.44 |
| Bandshell | 0 | 0182_2307170000 | 171.08.2023 | 10-101-000-53-5312-000C | 37.23 |
| Plumbing Supplies | 0 | 0182_2307170000 | 171.08.2023 | 10-101-000-53-5311-0000 | 79.96 |
| Custodial Supplies | 0 | 0182_2307190000 | 171.08.2023 | 10-101-000-53-5316-000C | 55.16 |
| Safety City Door | 0 | 0182_2307250000 | 171.08.2023 | 10-101-000-53-5314-000C | 159.42 |
| Safety City Door | 0 | 0182_2307260000 | 171.08.2023 | 10-101-000-53-5314-000C | 16.35 |
| Gift Cards for July 4th Assistants | 0 | 0191_2306290000 | 171.08.2023 | 10-000-416-52-5241-1902 | 250.00 |
| Flowers for Employee Get Well | 0 | 0191_2307170000 | 171.08.2023 | 10-000-000-54-5434-000C | 66.67 |
| Supplies | 0 | 0208_2307010000 | 171.08.2023 | 10-101-000-53-5311-0000 | 21.36 |
| IAPD | 0 | 0208_2307130000 | 171.08.2023 | 10-101-000-54-5432-000C | 6.00 |
| CPSI Renew Exam | 0 | 0208_2307200000 | 171.08.2023 | 10-101-000-54-5432-000C | 200.00 |
| Skin Cleanser/Wipes/Gloves | 0 | 0314_2306060000 | 171.07.2023 | 10-101-000-53-5303-000C | 117.96 |
| Supplies | 0 | 0314_2306080000 | 171.07.2023 | 10-101-000-53-5302-000C | 29.65 |
| IPass Replenish | 0 | 0314_2306090000 | 171.07.2023 | 10-101-000-54-5432-000C | 32.84 |
| IPass Replenish | 0 | 0314_2306090000 | 171.07.2023 | 10-101-000-53-5348-000C | 7.16 |
| Cable | 0 | 0314_2306090000 | 171.07.2023 | 10-101-000-53-5312-000C | 1,600.00 |
| Laminating Pouches | 0 | 0314_2306140000 | 171.07.2023 | 10-101-000-53-5302-000C | 7.99 |
| Custodial Supplies | 0 | 0314_2306140000 | 171.07.2023 | 10-101-000-53-5316-000C | 312.78 |
| Custodial Supplies | 0 | 0314_2306140000 | 171.07.2023 | 10-101-856-53-5316-000C | 78.20 |
| Office Supplies | 0 | 0314_2306140000 | 171.07.2023 | 10-101-000-53-5302-000C | 11.50 |
| Equipment Safety Inspection | 0 | 0314_2306150000 | 171.07.2023 | 10-101-000-52-5210-000C | 1,650.00 |

| Fund | Description | Vendor No | Vendor Name | Line Item Description | Check No | Invoice Number | Batch Number | GL Account Number | Amount |
|------|--|-----------|-------------|-----------------------|----------|-----------------|--------------|-------------------------|----------|
| | Equipment Safety Inspection | | | | 0 | 0314_2306150000 | 171.07.2023 | 10-101-000-53-5315-0000 | 122.23 |
| | Poison Ivy Cleaning Cloths | | | | 0 | 0314_2306150000 | 171.07.2023 | 10-101-000-53-5303-0000 | 28.95 |
| | IPass Replenishment | | | | 0 | 0314_2306150000 | 171.07.2023 | 10-101-000-53-5348-0000 | 40.00 |
| | Pens | | | | 0 | 0314_2306210000 | 171.07.2023 | 10-101-000-53-5302-0000 | 9.90 |
| | IPhone Case | | | | 0 | 0314_2306220000 | 171.07.2023 | 10-101-000-53-5313-0000 | 12.99 |
| | Laminating Pouches | | | | 0 | 0314_2306230000 | 171.07.2023 | 10-101-000-53-5302-0000 | 15.98 |
| | Pens | | | | 0 | 0314_2306250000 | 171.07.2023 | 10-101-000-53-5302-0000 | 13.88 |
| | Office Supplies | | | | 0 | 0314_2306280000 | 171.07.2023 | 10-101-000-53-5302-0000 | 9.96 |
| | Office Supplies | | | | 0 | 0314_2306280000 | 171.07.2023 | 10-101-000-53-5302-0000 | 45.80 |
| | Toilet Paper/Paper Towels | | | | 0 | 0314_2307090000 | 171.08.2023 | 10-101-000-53-5316-0000 | 89.00 |
| | Toilet Paper/Paper Towels | | | | 0 | 0314_2307090000 | 171.08.2023 | 10-101-854-53-5316-0000 | 89.00 |
| | Hurley Garden | | | | 0 | 0314_2307180000 | 171.08.2023 | 10-101-000-53-5314-0000 | 207.40 |
| | Benches | | | | 0 | 0314_2307210000 | 171.08.2023 | 10-101-000-53-5314-0000 | 209.46 |
| | Pop Up Tent Replacements | | | | 0 | 0314_2307230000 | 171.08.2023 | 10-101-000-53-5314-0000 | 1,047.93 |
| | TMA Training | | | | 0 | 0314_2307250000 | 171.08.2023 | 10-101-000-54-5432-0000 | 1,045.00 |
| | Employee Relations | | | | 0 | 0314_2307260000 | 171.08.2023 | 10-101-000-53-5302-0000 | 51.99 |
| | TMA Conference Airfare | | | | 0 | 0314_2307270000 | 171.08.2023 | 10-101-000-54-5432-0000 | 477.81 |
| | Supplies | | | | 0 | 0314_2307290000 | 171.08.2023 | 10-101-000-53-5316-0000 | 167.79 |
| | Supplies | | | | 0 | 0314_2307300000 | 171.08.2023 | 10-101-000-53-5303-0000 | 15.35 |
| | Office Supplies | | | | 0 | 0314_2307300000 | 171.08.2023 | 10-101-000-53-5302-0000 | 25.22 |
| | Office Supplies | | | | 0 | 0314_2307310000 | 171.08.2023 | 10-101-000-53-5302-0000 | 74.99 |
| | Gloves | | | | 0 | 0314_2307310000 | 171.08.2023 | 10-101-000-53-5303-0000 | 57.90 |
| | Eye Wash Solution | | | | 0 | 0314_2308010000 | 171.08.2023 | 10-101-000-53-5303-0000 | 43.56 |
| | Cordless Leaf Blower for Bandshell | | | | 0 | 0348_2307290000 | 171.08.2023 | 10-101-000-53-5313-1904 | 127.95 |
| | Staff Post Event Wrap Up for 4th of July | | | | 0 | 0455_2307050000 | 171.08.2023 | 10-000-000-54-5434-0000 | 12.25 |
| | Board Wrap Up Meeting | | | | 0 | 0455_2307050000 | 171.08.2023 | 10-000-000-54-5401-0000 | 14.15 |
| | Job Posting for Parks Assistant Mechanic | | | | 0 | 0470_2307120000 | 171.08.2023 | 10-418-000-54-5426-0000 | 180.00 |
| | Bug Spray | | | | 0 | 0538_2307190000 | 171.08.2023 | 10-101-000-53-5316-0000 | 48.84 |
| | Postage for Employee Relief 2022 IL990 | | | | 0 | 0686_2306090000 | 171.07.2023 | 10-000-000-53-5304-0000 | 1.50 |
| | Keurig Pods | | | | 0 | 0736_2306160000 | 171.07.2023 | 10-000-856-53-5302-0000 | 128.78 |
| | Picture Frames | | | | 0 | 0736_2307120000 | 171.08.2023 | 10-418-000-54-5434-0000 | 377.87 |
| | Keurig Green Mountain | | | | 0 | 0736_2307140000 | 171.08.2023 | 10-000-856-53-5302-0000 | 52.39 |
| | Keurig Green Mountain | | | | 0 | 0736_2307270000 | 171.08.2023 | 10-000-856-53-5302-0000 | 67.97 |
| | Parade Candy | | | | 0 | 0744_2306130000 | 171.07.2023 | 10-000-416-53-5346-1902 | 49.89 |
| | Microphone Cable for Sound System | | | | 0 | 0744_2307050000 | 171.08.2023 | 10-000-415-53-5302-0000 | 28.88 |
| | Address Labels | | | | 0 | 0744_2307100000 | 171.08.2023 | 10-000-415-53-5302-0000 | 26.99 |
| | Illinois Basset Course for Alcohol Certification | | | | 0 | 0744_2307100000 | 171.08.2023 | 10-000-415-54-5432-0000 | 13.95 |
| | Deposit Tickets | | | | 0 | 0793_2307190000 | 171.08.2023 | 10-000-000-52-5214-0000 | 25.71 |
| | Arrowhead Golf Club | | | | 0 | 0819_2306270000 | 171.07.2023 | 10-418-000-54-5434-0000 | 31.99 |
| | Supplies | | | | 0 | 0827_2305310000 | 171.07.2023 | 10-101-000-53-5315-0000 | 71.18 |
| | Parts | | | | 0 | 0827_2306010000 | 171.07.2023 | 10-101-000-53-5315-0000 | 9.85 |
| | Auto Glass | | | | 0 | 0827_2306230000 | 171.07.2023 | 10-101-000-52-5210-0000 | 375.00 |
| | Supplies | | | | 0 | 0827_2306280000 | 171.07.2023 | 10-101-000-53-5315-0000 | 23.98 |
| | Supplies | | | | 0 | 0827_2306280000 | 171.07.2023 | 10-101-000-53-5315-0000 | 36.78 |
| | Tires | | | | 0 | 0827_2307060000 | 171.08.2023 | 10-101-000-53-5315-0000 | 353.96 |
| | Supplies | | | | 0 | 0827_2307100000 | 171.08.2023 | 10-101-000-53-5314-0000 | 70.74 |
| | Supplies | | | | 0 | 0827_2307180000 | 171.08.2023 | 10-101-000-53-5315-0000 | 11.95 |
| | PDRMA Help Training | | | | 0 | 0827_2307200000 | 171.08.2023 | 10-101-000-54-5432-0000 | 199.00 |
| | Paylocity Conference for Payroll Specialist & A | | | | 0 | 0835_2307270000 | 171.08.2023 | 10-419-000-54-5432-0000 | 298.00 |
| | Gloves | | | | 0 | 0850_2306080000 | 171.07.2023 | 10-101-856-53-5316-0000 | 53.22 |
| | Soap | | | | 0 | 0850_2306080000 | 171.07.2023 | 10-101-856-53-5316-0000 | 49.77 |
| | Vineger | | | | 0 | 0850_2306090000 | 171.07.2023 | 10-101-856-53-5316-0000 | 56.70 |
| | Supplies | | | | 0 | 0850_2307150000 | 171.08.2023 | 10-101-856-53-5316-0000 | 82.86 |
| | Candy | | | | 0 | 0876_2306140000 | 171.07.2023 | 10-000-416-53-5346-1906 | 87.10 |
| | Scanner Rental | | | | 0 | 0876_2306210000 | 171.07.2023 | 10-000-416-52-5241-1906 | 330.00 |
| | Supplies | | | | 0 | 0876_2306210000 | 171.07.2023 | 10-000-416-53-5346-1906 | 182.91 |
| | Candy/Chips | | | | 0 | 0876_2306210000 | 171.07.2023 | 10-000-416-53-5346-1906 | 438.99 |
| | Laminating | | | | 0 | 0876_2306230000 | 171.07.2023 | 10-000-415-53-5302-0000 | 15.09 |

Fund **Description**
Vendor No **Vendor Name**

| Line Item Description | Check No | Invoice Number | Batch Number | GL Account Number | Amount |
|---|----------|-----------------|--------------|-------------------------|--------|
| Ice | 0 | 0876_2306240000 | 171.07.2023 | 10-000-416-53-5346-1906 | 65.80 |
| Refund of Ice | 0 | 0876_2306240000 | 171.07.2023 | 10-000-416-53-5346-1906 | -26.32 |
| Face Painter Deposit | 0 | 0876_2306260000 | 171.07.2023 | 10-000-416-52-5241-1902 | 262.50 |
| SMS Summit Registration | 0 | 0876_2306300000 | 171.08.2023 | 10-000-415-54-5432-000C | 331.55 |
| Face Painter | 0 | 0876_2307050000 | 171.08.2023 | 10-000-416-52-5241-1902 | 262.50 |
| DuPage Tents and Events Rental | 0 | 0876_2307100000 | 171.08.2023 | 10-000-416-52-5241-190C | 215.25 |
| Supplies | 0 | 0876_2307120000 | 171.08.2023 | 10-000-416-53-5346-1906 | 293.91 |
| Cups and Glow Items | 0 | 0876_2307130000 | 171.08.2023 | 10-000-416-53-5346-1906 | 26.25 |
| Entertainer Housing | 0 | 0876_2307150000 | 171.08.2023 | 10-000-416-52-5241-1906 | 469.53 |
| Entertainer Housing | 0 | 0876_2307150000 | 171.08.2023 | 10-000-416-52-5241-1906 | 435.12 |
| Entertainer Housing | 0 | 0876_2307150000 | 171.08.2023 | 10-000-416-52-5241-1906 | 415.14 |
| Entertainer Meal | 0 | 0876_2307160000 | 171.08.2023 | 10-000-416-52-5241-1906 | 22.12 |
| Facebook Brew and Seltzer Fest 2023 | 0 | 0876_2307160000 | 171.08.2023 | 10-000-416-52-5241-1903 | 10.84 |
| Facebook Brew and Seltzer Fest 2023 | 0 | 0876_2307160000 | 171.08.2023 | 10-000-416-52-5241-1903 | 88.19 |
| DuPage Tents and Events Rental | 0 | 0876_2307200000 | 171.08.2023 | 10-000-416-52-5241-190C | 645.13 |
| Scanner Rental for Brew and Seltzer Fest | 0 | 0876_2307210000 | 171.08.2023 | 10-000-416-53-5346-1903 | 82.50 |
| Scanner Rental for Brew and Seltzer Fest | 0 | 0876_2307210000 | 171.08.2023 | 10-000-416-53-5346-1906 | 167.50 |
| Ice Cream | 0 | 0876_2307240000 | 171.08.2023 | 10-000-416-53-5346-1906 | 160.90 |
| Bins and Pens | 0 | 0876_2307270000 | 171.08.2023 | 10-000-416-53-5346-1903 | 22.50 |
| Facebook Brew and Seltzer Fest 2023 | 0 | 0876_2307300000 | 171.08.2023 | 10-000-416-52-5241-1903 | 125.00 |
| Supplies | 0 | 0876_2307310000 | 171.08.2023 | 10-000-416-53-5346-1903 | 83.77 |
| Supplies | 0 | 0876_2307310000 | 171.08.2023 | 10-000-416-53-5346-1906 | 149.41 |
| CAE Exhibit Supplies Foamboard | 0 | 0884_2306040000 | 171.07.2023 | 10-430-000-53-5302-1107 | 80.25 |
| Exhibit Photos | 0 | 0884_2306210000 | 171.07.2023 | 10-430-000-53-5302-1107 | 22.93 |
| Food | 0 | 0884_2307010000 | 171.08.2023 | 10-430-000-53-5302-1108 | 166.94 |
| Food | 0 | 0884_2307010000 | 171.08.2023 | 10-430-000-53-5302-1108 | 5.59 |
| Exhibit Photos | 0 | 0884_2307060000 | 171.08.2023 | 10-430-000-53-5302-1107 | 21.14 |
| Adhesive for Exhibit | 0 | 0884_2307130000 | 171.08.2023 | 10-430-000-53-5302-1107 | 15.98 |
| Photo Reproduction | 0 | 0884_2307170000 | 171.08.2023 | 10-430-000-53-5302-1107 | 13.38 |
| Google Drive Monthly Storage | 0 | 0959_2306020000 | 171.07.2023 | 10-000-415-54-5425-000C | 9.99 |
| Annual Subscription Plan for Smugmug.Com | 0 | 0959_2306030000 | 171.07.2023 | 10-000-415-54-5425-000C | 110.00 |
| Office Supplies | 0 | 0959_2306170000 | 171.07.2023 | 10-000-415-53-5302-000C | 32.37 |
| Wp Engine 06/25/23-07/24/23 | 0 | 0959_2306250000 | 171.07.2023 | 10-000-415-54-5425-000C | 290.00 |
| Google Drive Storage July Monthly Billing | 0 | 0959_2307030000 | 171.08.2023 | 10-000-415-54-5425-000C | 9.99 |
| WP Engine 07/25/23-08/24/23 | 0 | 0959_2307250000 | 171.08.2023 | 10-000-415-54-5425-000C | 290.00 |
| Storage Bins | 0 | 0959_2307310000 | 171.08.2023 | 10-000-415-53-5302-000C | 58.00 |
| Mariano's Summer Entertainment Series | 0 | 3761_2306240000 | 171.07.2023 | 10-000-416-53-5346-1906 | 3.15 |
| Capri Pizza Summer Entertainment Series | 0 | 3761_2306240000 | 171.07.2023 | 10-000-416-53-5346-1906 | 58.98 |
| Mariano's Summer Entertainment Series | 0 | 3761_2306240000 | 171.07.2023 | 10-000-416-53-5346-1906 | 97.28 |
| Summer Entertainment Series | 0 | 3761_2307090000 | 171.08.2023 | 10-000-416-53-5346-1906 | 231.21 |
| Summer Entertainment Series | 0 | 3761_2307090000 | 171.08.2023 | 10-000-416-53-5346-1906 | 23.99 |
| Event Supplies | 0 | 3761_2307090000 | 171.08.2023 | 10-000-416-53-5346-190C | 44.87 |
| Summer Entertainment Series | 0 | 3761_2307140000 | 171.08.2023 | 10-000-416-53-5346-1906 | 188.98 |
| Summer Entertainment Series | 0 | 3761_2307150000 | 171.08.2023 | 10-000-416-53-5346-1906 | 164.94 |
| Summer Entertainment Series | 0 | 3761_2307150000 | 171.08.2023 | 10-000-416-53-5346-1906 | 178.63 |
| Summer Entertainment Series | 0 | 3761_2307150000 | 171.08.2023 | 10-000-416-53-5346-1906 | 80.00 |
| Lamination Covers | 0 | 3761_2307170000 | 171.08.2023 | 10-000-415-53-5302-000C | 15.09 |
| Lamination Covers | 0 | 3761_2307180000 | 171.08.2023 | 10-000-415-53-5302-000C | 11.99 |
| Minute Book | 0 | 4600_2306050000 | 171.07.2023 | 10-000-000-53-5302-000C | 69.87 |
| ASCAP Annual License Fee | 0 | 4600_2306050000 | 171.07.2023 | 10-000-000-54-5425-000C | 288.33 |
| CEU's Ex Director Webinar | 0 | 4600_2306140000 | 171.07.2023 | 10-000-000-54-5432-000C | 2.00 |
| CEU's for Ex Asst for Efficiency Webinar | 0 | 4600_2306140000 | 171.07.2023 | 10-000-000-54-5432-000C | 2.00 |
| Ex Director Balance of NRPA Registration | 0 | 4600_2306280000 | 171.07.2023 | 10-000-000-54-5432-000C | 161.25 |
| Ex Asst NRPA Balance of Registration | 0 | 4600_2306280000 | 171.07.2023 | 10-000-000-54-5432-000C | 161.25 |
| Plant Food | 0 | 8372_2306080000 | 171.07.2023 | 10-101-000-53-5331-000C | 145.82 |
| Illinois Sports Turf Field Day | 0 | 8372_2306150000 | 171.07.2023 | 10-101-000-54-5432-000C | 60.00 |
| Tools for Irrigation | 0 | 8372_2306300000 | 171.08.2023 | 10-101-000-53-5345-000C | 280.68 |
| Spray Can Extension Sprayer | 0 | 8372_2307060000 | 171.08.2023 | 10-101-000-53-5345-000C | 59.98 |

| Fund | Description | Vendor No | Vendor Name | | | | |
|-----------------------------------|-------------------------|-----------|-----------------|--------------|-------------------------|-----------|--|
| Line Item | Description | Check No | Invoice Number | Batch Number | GL Account Number | Amount | |
| Supplies | | 0 | 8372_2307060000 | 171.08.2023 | 10-101-000-53-5331-000C | 53.91 | |
| Cleaning Supplies | | 0 | 8372_2307120000 | 171.08.2023 | 10-101-000-53-5316-000C | 64.94 | |
| Wasp Deterrent | | 0 | 8372_2307220000 | 171.08.2023 | 10-101-000-53-5333-000C | 23.64 | |
| Plant Growth Regulator | | 0 | 8372_2307250000 | 171.08.2023 | 10-101-000-53-5331-000C | 209.44 | |
| Cream of Wheaton | | 0 | 9193_2306010000 | 171.07.2023 | 10-101-000-53-5312-000C | 192.02 | |
| Cream of Wheaton | | 0 | 9193_2306020000 | 171.07.2023 | 10-101-000-53-5312-000C | 256.84 | |
| Cream of Wheaton | | 0 | 9193_2306020000 | 171.07.2023 | 10-101-000-53-5312-000C | 327.97 | |
| Cream of Wheaton | | 0 | 9193_2306020000 | 171.07.2023 | 10-101-000-53-5312-000C | 27.85 | |
| Cream of Wheaton | | 0 | 9193_2306020000 | 171.07.2023 | 10-101-000-53-5312-000C | 268.00 | |
| Cream of Wheaton | | 0 | 9193_2306050000 | 171.07.2023 | 10-101-000-53-5312-000C | 287.36 | |
| Bandshell | | 0 | 9193_2306060000 | 171.07.2023 | 10-000-416-53-5346-190C | 140.98 | |
| Supplies | | 0 | 9193_2306080000 | 171.07.2023 | 10-101-000-53-5312-000C | 225.99 | |
| Solar Panel | | 0 | 9193_2306080000 | 171.07.2023 | 10-101-000-53-5334-000C | 46.78 | |
| Supplies | | 0 | 9193_2306090000 | 171.07.2023 | 10-101-000-53-5312-000C | 225.99 | |
| Supplies | | 0 | 9193_2306100000 | 171.07.2023 | 10-101-000-53-5312-000C | 88.75 | |
| Supplies | | 0 | 9193_2306110000 | 171.07.2023 | 10-101-000-53-5312-000C | 419.74 | |
| Graf Park | | 0 | 9193_2306200000 | 171.07.2023 | 10-101-000-53-5312-000C | 160.95 | |
| Paint Supplies | | 0 | 9193_2306280000 | 171.07.2023 | 10-101-000-53-5347-000C | 49.43 | |
| Musco Lights CAC | | 0 | 9193_2306300000 | 171.08.2023 | 10-101-000-53-5312-000C | 446.32 | |
| Lincon Marsh Office | | 0 | 9193_2307120000 | 171.08.2023 | 10-101-000-53-5311-000C | 116.81 | |
| Fiber Optic Supply for Shop | | 0 | 9193_2307140000 | 171.08.2023 | 10-101-000-53-5312-000C | 171.96 | |
| Bandshell Electric | | 0 | 9193_2307170000 | 171.08.2023 | 10-101-000-53-5312-000C | 84.99 | |
| Light Bulbs | | 0 | 9193_2307170000 | 171.08.2023 | 10-101-854-53-5312-000C | 78.47 | |
| VALUES Seasonal Staff Awards | | 0 | 9243_2307110000 | 171.08.2023 | 10-000-000-53-5302-000C | 472.50 | |
| Clock Tower | | 0 | 9292_2306140000 | 171.07.2023 | 10-101-000-53-5314-000C | 72.92 | |
| CAC Cameras | | 0 | 9292_2307060000 | 171.08.2023 | 10-101-000-53-5334-000C | 53.25 | |
| Chalk | | 0 | 9292_2307070000 | 171.08.2023 | 10-101-000-53-5347-000C | 9.29 | |
| Humidity Meter | | 0 | 9292_2307090000 | 171.08.2023 | 10-101-000-53-5345-000C | 25.99 | |
| LM Office | | 0 | 9292_2307120000 | 171.08.2023 | 10-101-000-53-5311-000C | 122.39 | |
| Bandshell | | 0 | 9292_2307140000 | 171.08.2023 | 10-101-000-53-5312-000C | 27.92 | |
| Rotary Park Repair | | 0 | 9292_2307260000 | 171.08.2023 | 10-101-000-53-5312-000C | 37.99 | |
| Clocktower | | 0 | 9292_2307290000 | 171.08.2023 | 10-101-000-53-5312-000C | 28.30 | |
| Pro Shop Gift Certificate | | 0 | 9342_2306050000 | 171.07.2023 | 10-000-000-54-5438-000C | 50.00 | |
| Monthly Podcast Subscription | | 0 | 9342_2306110000 | 171.07.2023 | 10-000-415-54-5425-000C | 16.00 | |
| 4th of July Supplies | | 0 | 9342_2306300000 | 171.08.2023 | 10-000-416-53-5346-190C | 36.25 | |
| Wheaton Chamber Of Commerce | | 0 | 9342_2307070000 | 171.08.2023 | 10-000-415-54-5426-000C | 125.00 | |
| Monthly Podcast Subscription | | 0 | 9342_2307110000 | 171.08.2023 | 10-000-415-54-5425-000C | 16.00 | |
| Paoletti S Cleaners | | 0 | 9342_2307110000 | 171.08.2023 | 10-000-415-54-5426-000C | 23.25 | |
| Vendor Total: | | | | | | 34,855.78 | |
| 04221 | Plug & Pay Technologies | | | | | | |
| 06/23 Plug N Pay Gateway Fees | | 0 | 063023 | 141.07.2023 | 10-000-000-52-5239-000C | 15.00 | |
| 06/23 Plug N Pay Gateway Fees | | 0 | 063023 | 141.07.2023 | 10-000-416-52-5239-190C | 15.00 | |
| 06/23 Plug N Pay Gateway Fees | | 0 | 063023 | 141.07.2023 | 10-101-000-52-5239-000C | 15.00 | |
| 07/23 Plug N Pay Gateway Fees | | 0 | 073123 | 141.08.2023 | 10-000-000-52-5239-000C | 15.00 | |
| 07/23 Plug N Pay Gateway Fees | | 0 | 073123 | 141.08.2023 | 10-000-416-52-5239-190C | 15.00 | |
| 07/23 Plug N Pay Gateway Fees | | 0 | 073123 | 141.08.2023 | 10-101-000-52-5239-000C | 15.00 | |
| Vendor Total: | | | | | | 90.00 | |
| 04287 | Global Payments Inc | | | | | | |
| 06/23 Merchant CC Processing Fees | | 0 | 063023 | 141.07.2023 | 10-000-000-52-5239-000C | 97.87 | |
| 06/23 Merchant CC Processing Fees | | 0 | 063023 | 141.07.2023 | 10-000-000-12-1226-000C | 92.04 | |
| 06/23 Merchant CC Processing Fees | | 0 | 063023 | 141.07.2023 | 10-000-416-52-5239-190C | 1,627.50 | |
| 06/23 Merchant CC Processing Fees | | 0 | 063023 | 141.07.2023 | 10-101-000-52-5239-000C | 65.50 | |
| 07/23 Merchant CC Processing Fees | | 0 | 073123 | 141.08.2023 | 10-000-000-52-5239-000C | 61.03 | |
| 07/23 Merchant CC Processing Fees | | 0 | 073123 | 141.08.2023 | 10-000-000-12-1226-000C | 164.53 | |
| 07/23 Merchant CC Processing Fees | | 0 | 073123 | 141.08.2023 | 10-000-416-52-5239-190C | 534.66 | |
| 07/23 Merchant CC Processing Fees | | 0 | 073123 | 141.08.2023 | 10-101-000-52-5239-000C | 89.61 | |

Fund Description
Vendor No Vendor Name

| Line Item Description | Check No | Invoice Number | Batch Number | GL Account Number | Amount |
|---|----------|----------------|--------------|-------------------------|-----------|
| Vendor Total: | | | | | 2,732.74 |
| 04327 Ernsthausen, Dave | | | | | |
| Four Star Brass Band - Wheaton Brew and Seltz | 167331 | 080523 | 161.08.2023 | 10-000-416-52-5241-1903 | 720.00 |
| Vendor Total: | | | | | 720.00 |
| 05565 Xtreme Cover Bands | | | | | |
| Breakfast Club - Brew and Seltzer Fest 2 | 167338 | 080523 | 161.08.2023 | 10-000-416-52-5241-1903 | 2,500.00 |
| Vendor Total: | | | | | 2,500.00 |
| 05872 Stephen Frost | | | | | |
| The Chicago Experience SES Performance 09/01 | 167377 | 090823 | 161.09.2023 | 10-000-416-52-5241-1906 | 2,625.00 |
| Vendor Total: | | | | | 2,625.00 |
| 06279 Paylocity Corporation | | | | | |
| 07/14/2023 Payroll Processing | 0 | 111926375 | 141.07.2023 | 10-000-000-52-5211-0000 | 466.04 |
| 07/28/2023 Payroll Processing | 0 | 111949754 | 141.07.2023 | 10-000-000-52-5211-0000 | 744.21 |
| 08/11/2023 Payroll Processing | 0 | 111972834 | 141.08.2023 | 10-000-000-52-5211-0000 | 242.79 |
| 08/25/2023 Payroll Processing | 0 | 111995592 | 141.08.2023 | 10-000-000-52-5211-0000 | 944.61 |
| Vendor Total: | | | | | 2,397.65 |
| 06378 Winfield Lions Club | | | | | |
| Flag Ceremony Donation | 167307 | 060123 | 162.07.2023 | 10-000-416-52-5241-1902 | 100.00 |
| Vendor Total: | | | | | 100.00 |
| 06412 Rowley III, Frank E. | | | | | |
| The StingRays - WPD Summer Entertainment St | 167313 | 072423 | 163.07.2023 | 10-000-416-52-5241-1906 | 1,000.00 |
| Vendor Total: | | | | | 1,000.00 |
| 06874 Standard Retirement Services Inc. | | | | | |
| 07/14/23 Deferred Comp | 0 | 071423 | 141.07.2023 | 10-000-000-21-2126-0000 | 4,426.75 |
| 07/14/23 Deferred Comp | 0 | 071423 | 141.07.2023 | 10-000-000-21-2135-0000 | 620.93 |
| 07/28/23 Deferred Comp | 0 | 072823 | 141.07.2023 | 10-000-000-21-2126-0000 | 4,415.60 |
| 07/28/23 Deferred Comp | 0 | 072823 | 141.07.2023 | 10-000-000-21-2135-0000 | 627.47 |
| 08/11/23 Deferred Comp | 0 | 081123 | 141.08.2023 | 10-000-000-21-2126-0000 | 4,407.86 |
| 08/11/23 Deferred Comp | 0 | 081123 | 141.08.2023 | 10-000-000-21-2135-0000 | 615.01 |
| 08/25/23 Deferred Comp | 0 | 082523 | 141.08.2023 | 10-000-000-21-2126-0000 | 4,386.35 |
| 08/25/23 Deferred Comp | 0 | 082523 | 141.08.2023 | 10-000-000-21-2135-0000 | 484.57 |
| Vendor Total: | | | | | 19,984.54 |
| 06888 Spears, Reid | | | | | |
| Billy Elton Performance 09/08/23 SES Final Pyr | 167376 | 090823 | 161.09.2023 | 10-000-416-52-5241-1906 | 1,875.00 |
| Vendor Total: | | | | | 1,875.00 |
| 06943 Martha Hernandez for Petty Cash | | | | | |
| Brew and Seltzer Fest 2023 | 167323 | 072723 | 164.07.2023 | 10-000-000-10-1011-0000 | 1,000.00 |
| Petty Cash Request - Shakespeare in the Park 20 | 167360 | 081423 | 164.08.2023 | 10-000-000-10-1011-0000 | 2,800.00 |
| Vendor Total: | | | | | 3,800.00 |
| 06959 V2 Productions LLC | | | | | |
| V2 Productions Agreement - Shakespeare in the | 167363 | 2950 | 164.08.2023 | 10-000-416-52-5241-1907 | 8,194.58 |
| Vendor Total: | | | | | 8,194.58 |
| 07035 Magnificent Events Ltd | | | | | |
| Maggie Speaks - SES 07/14/23 Final Payment | 167300 | 071423 | 162.07.2023 | 10-000-416-52-5241-1906 | 2,750.00 |
| Radio Gaga - SES 07/14/23 Final Payment | 167301 | 071423 | 162.07.2023 | 10-000-416-52-5241-1906 | 4,875.00 |

| Fund | Description | Check No | Invoice Number | Batch Number | GL Account Number | Amount |
|-----------|---|----------|-----------------|--------------|-------------------------|------------|
| Vendor No | Vendor Name | | | | | |
| Line Item | Description | Check No | Invoice Number | Batch Number | GL Account Number | Amount |
| | Gold Dust Dreams - SES 08/11/23 Final Paymen | 167342 | 081123 | 162.08.2023 | 10-000-416-52-5241-1906 | 4,125.00 |
| | Simple Men and Southern Nights - SES 08/11/23 | 167343 | 081123 | 162.08.2023 | 10-000-416-52-5241-1906 | 3,125.00 |
| | | | | | Vendor Total: | 14,875.00 |
| 07215 | DUPAGE TENTS & EVENTS LLC | | | | | |
| | Brew and Seltzer Fest 2023 Tent Rental | 167320 | 228713842-1 | 164.07.2023 | 10-000-416-52-5241-1903 | 3,277.57 |
| | Brew and Seltzer Fest 2023 Barrels | 167320 | 228713842-1 | 164.07.2023 | 10-000-416-52-5241-1903 | 640.00 |
| | | | | | Vendor Total: | 3,917.57 |
| 07241 | Allen, Jay M. | | | | | |
| | SES 07/15/23 Final Payment | 167295 | 071523-1 | 162.07.2023 | 10-000-416-52-5241-1906 | 5,000.00 |
| | | | | | Vendor Total: | 5,000.00 |
| 07261 | Kropp, Jeffrey | | | | | |
| | Without U2 08/12/23 SES 2023 - Final Payment | 167341 | 081223 | 162.08.2023 | 10-000-416-52-5241-1906 | 2,975.00 |
| | | | | | Vendor Total: | 2,975.00 |
| 07265 | New Blue Inc. | | | | | |
| | Trippin Billies - WPD - Summer Entertainment | 167345 | 081223 | 162.08.2023 | 10-000-416-52-5241-1906 | 5,200.00 |
| | | | | | Vendor Total: | 5,200.00 |
| 07292 | Big Tex Trailer World Inc | | | | | |
| | Utility Trailer | 167317 | 222729 | 164.07.2023 | 10-101-000-57-5706-0000 | 0.00 |
| | Utility Trailer | 0 | 222729 | 141.08.2023 | 10-101-000-57-5706-0000 | 5,250.00 |
| | Utility Trailer | 0 | 222738 | 141.08.2023 | 10-101-000-57-5706-0000 | 5,250.00 |
| | Utility Trailer | 167317 | 222738 | 164.07.2023 | 10-101-000-57-5706-0000 | 0.00 |
| | | | | | Vendor Total: | 10,500.00 |
| TMP*3425 | DuPage Symphony Orchestra | | | | | |
| | WPD Summer Entertainment Performance 09/9/ | 167371 | 090923 | 161.09.2023 | 10-000-416-52-5241-1906 | 2,500.00 |
| | | | | | Vendor Total: | 2,500.00 |
| | | | | | Fund Total: | 263,496.10 |
| 20 | Recreation | | | | | |
| 00120 | Bill George Youth Football League | | | | | |
| | BGYFL Tackle Game Day Footballs | 167308 | 1161 | 163.07.2023 | 20-221-222-53-5302-0000 | 1,287.77 |
| | Lcague Fccs 2023 Tackle | 167339 | 1164 | 162.08.2023 | 20-221-222-52-5217-0000 | 24,650.00 |
| | | | | | Vendor Total: | 25,937.77 |
| 04121 | UMB Bank N.A. | | | | | |
| | All Star Day Food | 0 | 0074_2306010000 | 171.07.2023 | 20-221-223-53-5329-0000 | 47.67 |
| | Propane | 0 | 0074_2306010000 | 171.07.2023 | 20-221-223-53-5329-0000 | 86.00 |
| | CDBL Father's Day Classic Registration | 0 | 0074_2306050000 | 171.07.2023 | 20-221-223-54-5405-4455 | 575.00 |
| | Food for RWB Staff | 0 | 0074_2306300000 | 171.08.2023 | 20-221-223-53-5302-0000 | 121.15 |
| | Pizza for Staff | 0 | 0074_2307010000 | 171.08.2023 | 20-221-223-53-5302-0000 | 49.45 |
| | UPS Store Trophy Shipping | 0 | 0074_2307060000 | 171.08.2023 | 20-221-223-53-5340-0000 | 63.63 |
| | Beer Tent Supplies | 0 | 0134_2306010000 | 171.07.2023 | 20-000-416-53-5346-1905 | 97.44 |
| | Beer Tent Supplies | 0 | 0134_2306010000 | 171.07.2023 | 20-000-416-53-5346-1905 | 56.88 |
| | Supplies | 0 | 0134_2306130000 | 171.07.2023 | 20-220-204-53-5301-4457 | 3,627.61 |
| | Supplies | 0 | 0134_2306130000 | 171.07.2023 | 20-220-204-53-5301-4457 | 2,697.50 |
| | Supplies | 0 | 0134_2306150000 | 171.07.2023 | 20-220-204-53-5301-4457 | 69.35 |
| | Morning Staff Meeting for Tournament | 0 | 0134_2306240000 | 171.07.2023 | 20-000-205-54-5432-0000 | 30.59 |
| | Morning Staff Meeting for Tournament | 0 | 0134_2306240000 | 171.07.2023 | 20-000-205-54-5432-0000 | 21.87 |
| | Sign Up Genius | 0 | 0134_2306270000 | 171.07.2023 | 20-350-302-52-5211-0000 | 9.99 |
| | Concessions for Tournament | 0 | 0134_2306280000 | 171.07.2023 | 20-221-223-53-5301-4776 | 2,439.51 |

Fund **Description**
Vendor No **Vendor Name**

| Line Item Description | Check No | Invoice Number | Batch Number | GL Account Number | Amount |
|---|----------|-----------------|--------------|-------------------------|----------|
| DirecTv 062823-072723 | 0 | 0134_2306300000 | 171.08.2023 | 20-350-302-52-5211-0000 | 224.99 |
| Dave & Busters | 0 | 0134_2307030000 | 171.08.2023 | 20-220-203-52-5280-3366 | 1,595.88 |
| Tax Refund from Costco | 0 | 0134_2307110000 | 171.08.2023 | 20-221-223-53-5301-4776 | -87.31 |
| Staff Breakfast | 0 | 0134_2307150000 | 171.08.2023 | 20-000-205-54-5432-0000 | 20.58 |
| Staff Breakfast | 0 | 0134_2307150000 | 171.08.2023 | 20-000-205-54-5432-0000 | 25.26 |
| Youth Sports | 0 | 0134_2307250000 | 171.08.2023 | 20-220-204-52-5280-4457 | 1,072.36 |
| Sign Up Genius for PPF Classes | 0 | 0134_2307270000 | 171.08.2023 | 20-350-302-52-5210-0000 | 9.99 |
| DirecTv 072823-082723 | 0 | 0134_2307300000 | 171.08.2023 | 20-350-302-52-5211-0000 | 224.99 |
| NS Pool Boilers | 0 | 0182_2306070000 | 171.07.2023 | 20-101-231-53-5311-0000 | 242.67 |
| Funeral Service Arrangement | 0 | 0182_2306080000 | 171.07.2023 | 20-000-000-54-5434-0000 | 52.67 |
| LM Office Step | 0 | 0182_2306150000 | 171.07.2023 | 20-101-112-53-5313-0000 | 87.22 |
| Flowers for Employee Get Well | 0 | 0191_2307170000 | 171.08.2023 | 20-000-000-54-5434-0000 | 66.66 |
| Nature Play Day Supplies | 0 | 0207_2306050000 | 171.07.2023 | 20-000-112-53-5301-0000 | 13.75 |
| Camp Supplies | 0 | 0207_2306050000 | 171.07.2023 | 20-220-112-53-5301-6628 | 47.50 |
| Camp Supplies | 0 | 0207_2306080000 | 171.07.2023 | 20-220-112-53-5301-6628 | 50.90 |
| Office Supplies | 0 | 0207_2306080000 | 171.07.2023 | 20-000-112-53-5302-0000 | 69.74 |
| Camp Supplies | 0 | 0207_2306080000 | 171.07.2023 | 20-220-112-53-5301-6628 | 28.45 |
| Fish O Rama Prizes and Supplies | 0 | 0207_2306160000 | 171.07.2023 | 20-000-112-53-5301-0000 | 76.56 |
| Camp Supplies | 0 | 0207_2306160000 | 171.07.2023 | 20-220-112-53-5301-6628 | 14.87 |
| Name Tags | 0 | 0207_2306210000 | 171.07.2023 | 20-000-112-54-5426-0000 | 192.00 |
| Supplies | 0 | 0207_2307090000 | 171.08.2023 | 20-000-112-53-5301-0000 | 156.05 |
| Supplies | 0 | 0207_2307090000 | 171.08.2023 | 20-000-112-53-5302-0000 | 34.61 |
| Natural Start Alliance Virtual Conference | 0 | 0207_2307100000 | 171.08.2023 | 20-000-112-54-5432-0000 | 155.00 |
| Name Tag Clips | 0 | 0207_2307230000 | 171.08.2023 | 20-220-112-53-5301-6628 | 38.79 |
| Fishing Poles | 0 | 0207_2307230000 | 171.08.2023 | 20-220-112-53-5301-6628 | 101.28 |
| Dino Birthday Party Supplies | 0 | 0207_2307270000 | 171.08.2023 | 20-220-112-53-5301-6610 | 29.96 |
| Inspection Training | 0 | 0207_2307270000 | 171.08.2023 | 20-000-112-54-5432-0000 | 726.16 |
| Camp Supplies | 0 | 0207_2307280000 | 171.08.2023 | 20-220-112-53-5301-6628 | 19.99 |
| Camp Supplies | 0 | 0207_2307280000 | 171.08.2023 | 20-220-112-53-5301-6610 | 20.49 |
| Office Supplies | 0 | 0207_2307280000 | 171.08.2023 | 20-000-112-53-5302-0000 | 21.54 |
| Emergency Flashlights | 0 | 0207_2307280000 | 171.08.2023 | 20-000-112-53-5302-0000 | 40.78 |
| Fan | 0 | 0314_2306090000 | 171.07.2023 | 20-101-225-53-5313-0000 | 522.49 |
| Custodial Supplies | 0 | 0314_2306140000 | 171.07.2023 | 20-101-000-53-5313-0000 | 78.20 |
| Custodial Supplies | 0 | 0314_2306140000 | 171.07.2023 | 20-101-220-53-5316-0000 | 78.20 |
| Custodial Supplies | 0 | 0314_2306140000 | 171.07.2023 | 20-101-225-53-5316-0000 | 78.18 |
| Toilet Paper/Paper Towels | 0 | 0314_2307090000 | 171.08.2023 | 20-101-000-53-5313-0000 | 53.40 |
| Toilet Paper/Paper Towels | 0 | 0314_2307090000 | 171.08.2023 | 20-101-225-53-5316-0000 | 53.40 |
| Toilet Paper/Paper Towels | 0 | 0314_2307090000 | 171.08.2023 | 20-101-220-53-5316-0000 | 71.18 |
| Supplies | 0 | 0314_2307120000 | 171.08.2023 | 20-101-231-53-5302-0000 | 209.92 |
| Funbrella Parts | 0 | 0314_2307260000 | 171.08.2023 | 20-222-232-53-5302-0000 | 157.14 |
| Supplies | 0 | 0348_2306180000 | 171.07.2023 | 20-101-220-53-5316-0000 | 33.60 |
| Refund for Supply Returned | 0 | 0348_2306220000 | 171.07.2023 | 20-101-220-53-5316-0000 | -27.61 |
| Mop and Bucket | 0 | 0348_2306250000 | 171.07.2023 | 20-101-220-53-5316-0000 | 309.00 |
| Supplies | 0 | 0348_2306250000 | 171.07.2023 | 20-101-220-53-5316-0000 | 29.11 |
| Tile Saw | 0 | 0348_2307070000 | 171.08.2023 | 20-101-220-53-5313-0000 | 149.00 |
| Supplies | 0 | 0348_2307110000 | 171.08.2023 | 20-101-220-53-5316-0000 | 68.68 |
| Supplies | 0 | 0348_2307110000 | 171.08.2023 | 20-101-220-53-5313-0000 | 8.48 |
| Disposable Gloves | 0 | 0348_2307120000 | 171.08.2023 | 20-101-220-53-5316-0000 | 52.99 |
| Supplies | 0 | 0348_2307130000 | 171.08.2023 | 20-101-220-53-5316-0000 | 187.14 |
| Supplies | 0 | 0348_2307130000 | 171.08.2023 | 20-101-220-53-5316-0000 | 50.94 |
| Toilet Paper Spindle Replacements | 0 | 0348_2307140000 | 171.08.2023 | 20-101-220-53-5313-0000 | 70.93 |
| Cleaning Supplies | 0 | 0348_2307150000 | 171.08.2023 | 20-101-220-53-5316-0000 | 62.00 |
| Trash Bags | 0 | 0348_2307170000 | 171.08.2023 | 20-101-220-53-5316-0000 | 108.90 |
| Cleaner | 0 | 0348_2307180000 | 171.08.2023 | 20-101-220-53-5316-0000 | 87.21 |
| Paint Supplies | 0 | 0348_2307180000 | 171.08.2023 | 20-101-220-53-5313-0000 | 76.44 |
| Cleaning Supplies | 0 | 0348_2307300000 | 171.08.2023 | 20-101-220-53-5316-0000 | 94.84 |
| Supplies | 0 | 0348_2307300000 | 171.08.2023 | 20-101-220-53-5313-0000 | 149.31 |
| Faucet Replacement Parts and Flash Drives | 0 | 0348_2307310000 | 171.08.2023 | 20-101-220-53-5313-0000 | 110.96 |

Fund
Vendor No

Description
Vendor Name

| Line Item Description | Check No | Invoice Number | Batch Number | GL Account Number | Amount |
|--|----------|-----------------|--------------|-------------------------|----------|
| Plaster of Paris | 0 | 0355_2306080000 | 171.07.2023 | 20-220-112-53-5301-6628 | 22.78 |
| Animal Care Food | 0 | 0355_2306150000 | 171.07.2023 | 20-220-112-53-5301-6610 | 10.24 |
| Build a Fort Book | 0 | 0355_2306160000 | 171.07.2023 | 20-220-112-53-5301-6628 | 8.12 |
| Popsicles | 0 | 0355_2306160000 | 171.07.2023 | 20-220-112-53-5301-6628 | 31.45 |
| Camp Cook Out Supplies | 0 | 0355_2306220000 | 171.07.2023 | 20-220-112-53-5301-6628 | 73.37 |
| Returned Glycerin | 0 | 0355_2307010000 | 171.08.2023 | 20-220-112-53-5301-6628 | -16.44 |
| Pizza for Staff | 0 | 0355_2307050000 | 171.08.2023 | 20-000-112-53-5302-0000 | 29.67 |
| Camp Supplies | 0 | 0355_2307060000 | 171.08.2023 | 20-220-112-53-5301-6628 | 233.95 |
| Fish Flakes | 0 | 0355_2307060000 | 171.08.2023 | 20-220-112-53-5301-6610 | 3.92 |
| Bottles of Water | 0 | 0355_2307060000 | 171.08.2023 | 20-000-112-53-5302-0000 | 11.90 |
| Whisks | 0 | 0355_2307060000 | 171.08.2023 | 20-220-112-53-5301-6612 | 7.47 |
| Meal and Wax Worms | 0 | 0355_2307100000 | 171.08.2023 | 20-220-112-53-5301-6610 | 9.98 |
| Rocks to Paint for Camp Kindness Day | 0 | 0355_2307120000 | 171.08.2023 | 20-220-112-53-5301-6628 | 51.84 |
| Camp Supplies | 0 | 0355_2307180000 | 171.08.2023 | 20-220-112-53-5301-6628 | 16.08 |
| Staples | 0 | 0355_2307180000 | 171.08.2023 | 20-000-112-53-5302-0000 | 5.28 |
| Animal Care Produce | 0 | 0355_2307200000 | 171.08.2023 | 20-220-112-53-5301-6610 | 5.94 |
| Freezer Pops/Tablecloths | 0 | 0355_2307200000 | 171.08.2023 | 20-220-112-53-5301-6628 | 42.98 |
| Office Supplies | 0 | 0355_2307200000 | 171.08.2023 | 20-000-112-53-5302-0000 | 8.16 |
| Nails and Washers | 0 | 0355_2307210000 | 171.08.2023 | 20-220-112-53-5301-6618 | 5.36 |
| Pop Up Shelters for Camps | 0 | 0355_2307220000 | 171.08.2023 | 20-220-112-53-5301-6628 | 345.97 |
| Crickets and Mealworms | 0 | 0355_2307270000 | 171.08.2023 | 20-220-112-53-5301-6610 | 5.25 |
| Science Camp Supplies | 0 | 0355_2307300000 | 171.08.2023 | 20-220-112-53-5301-6628 | 27.62 |
| Rosatis Pizza | 0 | 0364_2307290000 | 171.08.2023 | 20-222-232-53-5302-0000 | 134.70 |
| Rosatis Pizza | 0 | 0364_2307290000 | 171.08.2023 | 20-222-232-53-5302-0000 | 131.45 |
| Supplies | 0 | 0454_2306130000 | 171.07.2023 | 20-221-221-53-5318-0000 | 300.00 |
| Supplies | 0 | 0454_2306130000 | 171.07.2023 | 20-221-221-53-5318-0000 | 47.86 |
| NRPA Conference Registration | 0 | 0454_2306220000 | 171.07.2023 | 20-000-205-54-5432-0000 | 645.00 |
| Gift Card | 0 | 0454_2306290000 | 171.07.2023 | 20-221-221-53-5318-0000 | 100.00 |
| Credit Voucher SP Activeskin Repair Disputed C | 0 | 0454_2307180000 | 171.08.2023 | 20-000-000-12-1230-0000 | -67.20 |
| Disputed Charge | 0 | 0454_2307180000 | 171.08.2023 | 20-000-000-12-1230-0000 | 67.20 |
| The Cheer Shoppe Gift Card | 0 | 0454_2307200000 | 171.08.2023 | 20-221-221-53-5350-0000 | 10.00 |
| Rams Lanyards | 0 | 0454_2307260000 | 171.08.2023 | 20-221-222-53-5301-0000 | 261.45 |
| Board Wrap Up Meeting | 0 | 0455_2307050000 | 171.08.2023 | 20-000-000-54-5401-0000 | 14.15 |
| Staff Post Event Wrap Up for 4th of July | 0 | 0455_2307050000 | 171.08.2023 | 20-000-000-54-5434-0000 | 12.25 |
| Andrews Garden | 0 | 0710_2306070000 | 171.07.2023 | 20-221-223-53-5319-0000 | 108.00 |
| Survey Monkey Renewal | 0 | 0710_2306080000 | 171.07.2023 | 20-000-205-53-5302-0000 | 468.00 |
| Supplies | 0 | 0710_2306110000 | 171.07.2023 | 20-221-222-53-5301-4458 | 79.98 |
| All Occasions Balloons | 0 | 0710_2306260000 | 171.07.2023 | 20-221-223-53-5318-0000 | 120.00 |
| Supplies | 0 | 0710_2306260000 | 171.07.2023 | 20-000-205-53-5302-0000 | 32.30 |
| Concession Supplies | 0 | 0710_2307010000 | 171.08.2023 | 20-221-223-53-5301-4776 | 84.83 |
| Evaluation Bibs | 0 | 0710_2307050000 | 171.08.2023 | 20-221-222-53-5301-4458 | 98.88 |
| Evaluation Bibs | 0 | 0710_2307070000 | 171.08.2023 | 20-221-222-53-5301-4458 | 37.98 |
| Evaluation Bibs | 0 | 0710_2307220000 | 171.08.2023 | 20-221-222-53-5301-0000 | 44.79 |
| Evaluation Bibs | 0 | 0710_2307240000 | 171.08.2023 | 20-220-204-53-5301-0000 | 69.58 |
| Remnants of the Worlds Fair Tour | 0 | 0769_2306010000 | 171.07.2023 | 20-220-304-52-5280-5522 | 3,065.00 |
| Lippizans Trip Shanty Deposit | 0 | 0769_2306060000 | 171.07.2023 | 20-220-304-52-5280-5522 | 250.00 |
| Remnants of the Worlds Fair Trip | 0 | 0769_2306070000 | 171.07.2023 | 20-220-304-52-5280-5522 | 340.00 |
| Life in Pop Reserve 22 Lunch | 0 | 0769_2306130000 | 171.07.2023 | 20-220-304-52-5280-5522 | 270.48 |
| Life in Pop Tickets | 0 | 0769_2306130000 | 171.07.2023 | 20-220-304-52-5280-5522 | 175.00 |
| Credit Voucher Reserve 22 | 0 | 0769_2306140000 | 171.07.2023 | 20-220-304-52-5280-5522 | -250.00 |
| West Side Story Lyric Opera Tickets | 0 | 0769_2306140000 | 171.07.2023 | 20-220-304-52-5280-5522 | 1,360.00 |
| West Side Story Ride 2 | 0 | 0769_2306150000 | 171.07.2023 | 20-220-304-52-5280-5522 | 223.00 |
| West Side Story | 0 | 0769_2306150000 | 171.07.2023 | 20-220-304-52-5280-5522 | 277.00 |
| West Side Story Ride 3 | 0 | 0769_2306150000 | 171.07.2023 | 20-220-304-52-5280-5522 | 223.00 |
| West Side Story | 0 | 0769_2306220000 | 171.07.2023 | 20-220-304-52-5280-5522 | 581.34 |
| Summer on the Belle Cruise | 0 | 0769_2306220000 | 171.07.2023 | 20-220-304-52-5280-5522 | 3,014.58 |
| Refund for Overpayment | 0 | 0769_2307090000 | 171.08.2023 | 20-220-304-52-5280-5522 | -54.00 |
| Harland Clarke Checks | 0 | 0793_2306150000 | 171.07.2023 | 20-000-000-52-5214-0000 | 107.87 |

Fund
Vendor No

Description
Vendor Name

| Line Item Description | Check No | Invoice Number | Batch Number | GL Account Number | Amount |
|---|----------|-----------------|--------------|-------------------------|----------|
| Deposit Tickets | 0 | 0793_2307190000 | 171.08.2023 | 20-000-304-52-5214-0000 | 18.95 |
| Deposit Tickets | 0 | 0793_2307190000 | 171.08.2023 | 20-222-231-52-5214-0000 | 18.95 |
| Deposit Tickets | 0 | 0793_2307190000 | 171.08.2023 | 20-000-112-52-5214-0000 | 18.95 |
| Referee Supplies | 0 | 0868_2306020000 | 171.07.2023 | 20-220-204-53-5301-4451 | 116.24 |
| Food for Referees | 0 | 0868_2306070000 | 171.07.2023 | 20-220-204-53-5301-4451 | 45.98 |
| Food for Referees | 0 | 0868_2306100000 | 171.07.2023 | 20-220-204-53-5301-4451 | 149.90 |
| Food for Referees | 0 | 0868_2306100000 | 171.07.2023 | 20-220-204-53-5301-4451 | 149.90 |
| PDRMA Help Training | 0 | 0868_2307050000 | 171.08.2023 | 20-000-205-54-5432-0000 | 199.00 |
| NRPA Registration | 0 | 0868_2307060000 | 171.08.2023 | 20-000-205-54-5432-0000 | 645.00 |
| 2012 Select Girls Tournament Registration | 0 | 0868_2307210000 | 171.08.2023 | 20-220-204-52-5280-4457 | 820.84 |
| Wheaton United Tournament Registration | 0 | 0868_2307240000 | 171.08.2023 | 20-220-204-52-5280-4457 | 820.84 |
| Wine Cups for Cream of Wheaton 2023 | 0 | 0876_2306020000 | 171.07.2023 | 20-000-416-53-5346-1905 | 132.86 |
| Marathon Month Prize | 0 | 0926_2306030000 | 171.07.2023 | 20-350-302-53-5302-0000 | 95.97 |
| Fitness Tracker | 0 | 0926_2306080000 | 171.07.2023 | 20-350-302-53-5327-0000 | 45.94 |
| Summer Strength Prize | 0 | 0926_2306130000 | 171.07.2023 | 20-350-302-53-5327-0000 | 61.88 |
| Refund from Amazon | 0 | 0926_2306200000 | 171.07.2023 | 20-350-302-53-5327-0000 | -29.88 |
| Fit n Swim Supplies | 0 | 0926_2306200000 | 171.07.2023 | 20-350-302-53-5352-0000 | 78.95 |
| Summer Strength Promo | 0 | 0926_2306270000 | 171.07.2023 | 20-350-302-53-5327-0000 | 34.98 |
| PDRMA Help Training | 0 | 0926_2306300000 | 171.08.2023 | 20-350-302-54-5432-0000 | 199.00 |
| Ice Packs | 0 | 0926_2307050000 | 171.08.2023 | 20-350-302-53-5302-0000 | 47.75 |
| Tape | 0 | 0926_2307080000 | 171.08.2023 | 20-350-302-53-5302-0000 | 18.98 |
| July Promo Giftcards | 0 | 0926_2307100000 | 171.08.2023 | 20-350-302-53-5302-0000 | 50.00 |
| Printer Toner | 0 | 0926_2307170000 | 171.08.2023 | 20-350-302-53-5302-0000 | 111.89 |
| Playhouse T-Shirts | 0 | 0934_2306200000 | 171.07.2023 | 20-220-202-53-5301-2266 | 361.81 |
| Theatre Camp Supplies | 0 | 0934_2306210000 | 171.07.2023 | 20-220-202-53-5301-2255 | 24.27 |
| Theatre Camp Supplies | 0 | 0934_2306210000 | 171.07.2023 | 20-220-202-53-5301-2255 | 12.98 |
| Playhouse Pizza Party | 0 | 0934_2306230000 | 171.07.2023 | 20-220-202-53-5301-2266 | 124.95 |
| Dance Camp Supplies | 0 | 0934_2307080000 | 171.08.2023 | 20-220-202-53-5301-2205 | 42.92 |
| Camp Event | 0 | 0934_2307210000 | 171.08.2023 | 20-220-207-52-5280-7705 | 478.69 |
| Camp Field Trip | 0 | 0934_2307280000 | 171.08.2023 | 20-220-207-52-5280-7705 | 1,000.00 |
| Scripts for Theatre Camp | 0 | 0934_2307280000 | 171.08.2023 | 20-220-202-53-5301-2255 | 12.95 |
| Supplies | 0 | 0942_2306080000 | 171.07.2023 | 20-220-203-53-5301-3366 | 50.57 |
| Refund for Supplies | 0 | 0942_2306090000 | 171.07.2023 | 20-220-203-53-5301-3366 | -50.57 |
| Supplies | 0 | 0942_2306090000 | 171.07.2023 | 20-220-203-53-5301-3366 | 47.10 |
| Rosatis Pizza | 0 | 0942_2306160000 | 171.07.2023 | 20-220-203-53-5301-3366 | 39.23 |
| Rosatis Pizza | 0 | 0942_2306300000 | 171.08.2023 | 20-220-203-53-5301-3366 | 81.97 |
| Heavy Duty Nets | 0 | 0942_2307120000 | 171.08.2023 | 20-220-204-53-5301-4440 | 164.67 |
| Cream of Wheaton Advertisement | 0 | 3761_2307070000 | 171.08.2023 | 20-000-416-52-5241-1905 | 250.00 |
| ASCAP Annual License Fee | 0 | 4600_2306050000 | 171.07.2023 | 20-000-000-54-5425-0000 | 288.33 |
| Minute Book | 0 | 4600_2306050000 | 171.07.2023 | 20-000-000-53-5302-0000 | 69.87 |
| CEU's Ex Director Webinar | 0 | 4600_2306140000 | 171.07.2023 | 20-000-000-54-5432-0000 | 2.00 |
| CEU's for Ex Asst for Efficiency Webinar | 0 | 4600_2306140000 | 171.07.2023 | 20-000-000-54-5432-0000 | 2.00 |
| Director of Athletics Balance of NRPA Registrat | 0 | 4600_2306200000 | 171.07.2023 | 20-000-000-54-5432-0000 | 483.75 |
| Ex Director Balance of NRPA Registration | 0 | 4600_2306280000 | 171.07.2023 | 20-000-000-54-5432-0000 | 161.25 |
| Ex Asst NRPA Balance of Registration | 0 | 4600_2306280000 | 171.07.2023 | 20-000-000-54-5432-0000 | 161.25 |
| Windscreens CAC | 0 | 8372_2306160000 | 171.07.2023 | 20-000-205-53-5306-0000 | 2,000.10 |
| CC Chiller Switch | 0 | 9193_2306290000 | 171.07.2023 | 20-101-220-53-5312-0000 | 161.80 |
| Lincoln March | 0 | 9193_2307110000 | 171.08.2023 | 20-101-112-53-5313-0000 | 270.18 |
| Football | 0 | 9235_2306160000 | 171.07.2023 | 20-221-222-53-5302-0000 | 1,797.60 |
| Red/White/Blue Concession Items | 0 | 9235_2306220000 | 171.07.2023 | 20-221-223-53-5301-4776 | 294.54 |
| Red/White/Blue Scheduling Software | 0 | 9235_2306220000 | 171.07.2023 | 20-221-223-52-5280-4776 | 265.00 |
| Red/White/Blue Concession Items | 0 | 9235_2306260000 | 171.07.2023 | 20-221-223-53-5301-4776 | 681.90 |
| Costco Baseball Order Tax Reimbursement | 0 | 9235_2307110000 | 171.08.2023 | 20-221-223-53-5329-0000 | -56.21 |
| United 2016 Girls and 2012 Boys Tournament R | 0 | 9235_2307130000 | 171.08.2023 | 20-220-204-52-5280-4457 | 1,538.42 |
| Softball Championship Day Concessions | 0 | 9235_2307260000 | 171.08.2023 | 20-221-223-53-5329-0000 | 156.70 |
| Soccer Goals | 0 | 9235_2307270000 | 171.08.2023 | 20-220-204-53-5301-4457 | 1,883.60 |
| First Aid Supplies | 0 | 9235_2307270000 | 171.08.2023 | 20-000-205-53-5302-0000 | 293.82 |
| MLC Logo Stickers | 0 | 9243_2306060000 | 171.07.2023 | 20-220-304-53-5301-5500 | 129.80 |

Fund
Vendor No

Description
Vendor Name

| Line Item Description | Check No | Invoice Number | Batch Number | GL Account Number | Amount |
|---------------------------------------|----------|-----------------|--------------|-------------------------|----------|
| Trip Favors | 0 | 9243_2306060000 | 171.07.2023 | 20-220-304-53-5301-550C | 198.57 |
| Candy and Snacks for Trip | 0 | 9243_2306070000 | 171.07.2023 | 20-220-304-53-5301-550C | 262.51 |
| Herb Garden Class | 0 | 9243_2306090000 | 171.07.2023 | 20-220-304-53-5301-5501 | 38.75 |
| Herb Garden Class | 0 | 9243_2306090000 | 171.07.2023 | 20-220-304-53-5301-5501 | 9.96 |
| Herb Garden Class | 0 | 9243_2306100000 | 171.07.2023 | 20-220-304-53-5301-5501 | 42.88 |
| Canva for Annual Report | 0 | 9243_2306110000 | 171.07.2023 | 20-220-304-53-5301-550C | 14.99 |
| Batteries for Office | 0 | 9243_2306120000 | 171.07.2023 | 20-220-304-53-5301-550C | 10.99 |
| Supplies for Crafternoons | 0 | 9243_2306140000 | 171.07.2023 | 20-220-304-53-5301-5501 | 6.25 |
| Enliven Event | 0 | 9243_2306140000 | 171.07.2023 | 20-220-304-53-5301-5501 | 19.00 |
| Architecture Cruise | 0 | 9243_2306270000 | 171.07.2023 | 20-220-304-52-5280-5501 | 814.63 |
| Picnic in the Park | 0 | 9243_2306270000 | 171.07.2023 | 20-220-304-53-5301-5501 | 13.75 |
| Picnic in the Park | 0 | 9243_2306280000 | 171.07.2023 | 20-220-304-52-5280-5501 | 420.00 |
| The 39 Steps at Drury Lane | 0 | 9243_2306300000 | 171.08.2023 | 20-220-304-52-5280-5522 | 1,447.20 |
| NRPA Conference Airfare | 0 | 9243_2307050000 | 171.08.2023 | 20-000-304-54-5432-000C | 363.96 |
| NRPA Conference Airfare | 0 | 9243_2307050000 | 171.08.2023 | 20-000-304-54-5432-000C | 20.00 |
| NRPA Conference Airfare | 0 | 9243_2307050000 | 171.08.2023 | 20-000-304-54-5432-000C | 20.00 |
| Tie Dye Marian Park | 0 | 9243_2307060000 | 171.08.2023 | 20-220-304-53-5301-550C | 9.98 |
| Namaste Cafe | 0 | 9243_2307070000 | 171.08.2023 | 20-220-304-53-5301-550C | 7.98 |
| Tie Dye Supplies for Marian Park | 0 | 9243_2307070000 | 171.08.2023 | 20-220-304-53-5301-550C | 22.72 |
| Front Desk Computer Stand | 0 | 9243_2307080000 | 171.08.2023 | 20-000-304-53-5302-000C | 71.22 |
| Canva Membership | 0 | 9243_2307110000 | 171.08.2023 | 20-220-304-53-5301-550C | 14.99 |
| Game/Office Supplies | 0 | 9243_2307160000 | 171.08.2023 | 20-220-304-52-5280-550C | 26.85 |
| Deposit for Boop Lunch | 0 | 9243_2307170000 | 171.08.2023 | 20-220-304-52-5280-5522 | 375.00 |
| Deposit for Boop | 0 | 9243_2307180000 | 171.08.2023 | 20-220-304-52-5280-5522 | 845.00 |
| Summer on the Belle Ticket for Driver | 0 | 9243_2307180000 | 171.08.2023 | 20-220-304-52-5280-5522 | 60.27 |
| Deposit for Titanic Trip | 0 | 9243_2307190000 | 171.08.2023 | 20-220-304-52-5280-5522 | 200.00 |
| Deposit for Titanic Trip | 0 | 9243_2307200000 | 171.08.2023 | 20-220-304-52-5280-5522 | 50.00 |
| Holiday Light Trolley Deposit | 0 | 9243_2307210000 | 171.08.2023 | 20-220-304-52-5280-5522 | 300.00 |
| Music Beyond Glee | 0 | 9243_2307260000 | 171.08.2023 | 20-220-304-53-5301-5513 | 390.49 |
| Office Chair Replacement | 0 | 9243_2307270000 | 171.08.2023 | 20-000-304-53-5302-000C | 99.99 |
| Halloween Happening Prize Walk Cups | 0 | 9243_2307270000 | 171.08.2023 | 20-220-209-53-5301-992C | 42.64 |
| Music Beyond Glee | 0 | 9243_2307310000 | 171.08.2023 | 20-220-304-53-5301-5513 | 64.50 |
| Zoom June 2023 | 0 | 9276_2306020000 | 171.07.2023 | 20-000-200-54-5425-000C | 90.00 |
| Camp Supplies | 0 | 9276_2306050000 | 171.07.2023 | 20-220-207-53-5301-7705 | 79.50 |
| Office Supplies | 0 | 9276_2306070000 | 171.07.2023 | 20-224-220-53-5302-000C | 14.79 |
| Camp Supplies | 0 | 9276_2306080000 | 171.07.2023 | 20-220-207-53-5301-7705 | 58.32 |
| Camp Supplies | 0 | 9276_2306080000 | 171.07.2023 | 20-220-207-53-5301-7705 | 206.31 |
| Camp Supplies | 0 | 9276_2306090000 | 171.07.2023 | 20-220-207-53-5301-7775 | 114.55 |
| Camp Supplies | 0 | 9276_2306090000 | 171.07.2023 | 20-220-207-53-5301-7776 | 114.55 |
| Office Supplies | 0 | 9276_2306090000 | 171.07.2023 | 20-224-220-53-5302-000C | 53.76 |
| Camp Supplies | 0 | 9276_2306160000 | 171.07.2023 | 20-220-207-53-5301-7776 | 15.98 |
| Office Supplies | 0 | 9276_2306160000 | 171.07.2023 | 20-224-220-53-5302-000C | 33.99 |
| Camp Supplies | 0 | 9276_2306160000 | 171.07.2023 | 20-220-207-53-5301-7734 | 28.88 |
| Camp Supplies | 0 | 9276_2306160000 | 171.07.2023 | 20-220-207-53-5301-7734 | 47.67 |
| Camp Supplies | 0 | 9276_2306160000 | 171.07.2023 | 20-220-207-53-5301-7776 | 11.98 |
| Camp Supplies | 0 | 9276_2306160000 | 171.07.2023 | 20-220-208-53-5301-888C | 19.99 |
| Camp Supplies | 0 | 9276_2306170000 | 171.07.2023 | 20-220-207-53-5301-7734 | 39.16 |
| Camp Supplies | 0 | 9276_2306170000 | 171.07.2023 | 20-220-207-53-5301-7705 | 62.75 |
| Office Supplies | 0 | 9276_2306180000 | 171.07.2023 | 20-224-220-53-5302-000C | 44.13 |
| Camp Supplies | 0 | 9276_2306180000 | 171.07.2023 | 20-220-207-53-5301-7734 | 4.49 |
| Camp Supplies | 0 | 9276_2306190000 | 171.07.2023 | 20-220-207-53-5301-7776 | 155.84 |
| Wide Horizons Supplies | 0 | 9276_2306240000 | 171.07.2023 | 20-220-207-53-5301-7746 | 6.29 |
| Wide Horizons Supplies | 0 | 9276_2306240000 | 171.07.2023 | 20-220-207-53-5301-7746 | 6.29 |
| Camp Supplies | 0 | 9276_2306260000 | 171.07.2023 | 20-220-207-53-5301-7775 | 195.80 |
| Wide Horizons Supplies | 0 | 9276_2306260000 | 171.07.2023 | 20-220-207-53-5301-7746 | 827.55 |
| Wide Horizons Supplies | 0 | 9276_2306270000 | 171.07.2023 | 20-220-207-53-5301-7746 | 191.94 |
| Camp Supplies | 0 | 9276_2306270000 | 171.07.2023 | 20-220-207-53-5301-7705 | 96.94 |
| Camp Supplies | 0 | 9276_2306270000 | 171.07.2023 | 20-220-207-53-5301-7776 | 89.68 |

| Fund | Description | Vendor No | Vendor Name | Line Item Description | Check No | Invoice Number | Batch Number | GL Account Number | Amount |
|------|-------------|-----------|-------------|----------------------------|----------|-----------------|--------------|-------------------------|--------|
| | | | | Camp Supplies | 0 | 9276_2306280000 | 171.07.2023 | 20-220-208-53-5301-888C | 54.99 |
| | | | | Camp Supplies | 0 | 9276_2306280000 | 171.07.2023 | 20-220-207-53-5301-7734 | 28.19 |
| | | | | Camp Supplies | 0 | 9276_2306290000 | 171.07.2023 | 20-220-207-53-5301-7734 | 63.21 |
| | | | | Clocktower Supplies | 0 | 9276_2306300000 | 171.08.2023 | 20-350-303-53-5302-000C | 129.69 |
| | | | | Wide Horizons Supplies | 0 | 9276_2306300000 | 171.08.2023 | 20-220-207-53-5301-774C | 34.98 |
| | | | | Zoom July 2023 | 0 | 9276_2307010000 | 171.08.2023 | 20-000-200-54-5425-000C | 90.00 |
| | | | | Office Supplies | 0 | 9276_2307020000 | 171.08.2023 | 20-224-220-53-5302-000C | 111.59 |
| | | | | Illini Supplies | 0 | 9276_2307020000 | 171.08.2023 | 20-220-207-53-5301-777C | 76.85 |
| | | | | Illini Supplies | 0 | 9276_2307030000 | 171.08.2023 | 20-220-207-53-5301-777C | 9.98 |
| | | | | Office Supplies | 0 | 9276_2307070000 | 171.08.2023 | 20-224-220-53-5302-000C | 44.97 |
| | | | | Wide Horizons Supplies | 0 | 9276_2307070000 | 171.08.2023 | 20-220-207-53-5301-774C | 14.59 |
| | | | | Office Supplies | 0 | 9276_2307070000 | 171.08.2023 | 20-224-220-53-5302-000C | 25.79 |
| | | | | Wide Horizons Supplies | 0 | 9276_2307080000 | 171.08.2023 | 20-220-207-53-5301-774C | 34.98 |
| | | | | Marion Park Play Days | 0 | 9276_2307080000 | 171.08.2023 | 20-224-220-53-5302-000C | 54.03 |
| | | | | NRPA Conference | 0 | 9276_2307100000 | 171.08.2023 | 20-224-220-54-5432-000C | 295.00 |
| | | | | Wide Horizons Supplies | 0 | 9276_2307120000 | 171.08.2023 | 20-220-207-53-5301-774C | 29.20 |
| | | | | Office Supplies | 0 | 9276_2307140000 | 171.08.2023 | 20-224-220-53-5302-000C | 48.30 |
| | | | | Wide Horizons Supplies | 0 | 9276_2307150000 | 171.08.2023 | 20-220-207-53-5301-774C | 103.34 |
| | | | | Office Supplies | 0 | 9276_2307160000 | 171.08.2023 | 20-224-220-53-5302-000C | 15.87 |
| | | | | Office Supplies | 0 | 9276_2307170000 | 171.08.2023 | 20-224-220-53-5302-000C | 15.98 |
| | | | | Marian Park Play Day | 0 | 9276_2307210000 | 171.08.2023 | 20-224-220-53-5302-000C | 8.58 |
| | | | | Office Supplies | 0 | 9276_2307210000 | 171.08.2023 | 20-224-220-53-5302-000C | 24.68 |
| | | | | Camp No Name Supplies | 0 | 9276_2307270000 | 171.08.2023 | 20-220-207-53-5301-770C | 146.85 |
| | | | | Camp No Name Supplies | 0 | 9276_2307290000 | 171.08.2023 | 20-220-207-53-5301-770C | 168.93 |
| | | | | Camp Blackhawk Supplies | 0 | 9276_2307290000 | 171.08.2023 | 20-220-207-53-5301-7734 | 54.95 |
| | | | | Camp I Don't Know Supplies | 0 | 9276_2307290000 | 171.08.2023 | 20-220-208-53-5301-888C | 68.79 |
| | | | | Awesome August Supplies | 0 | 9276_2307300000 | 171.08.2023 | 20-220-207-53-5301-773C | 163.42 |
| | | | | Awesome August Supplies | 0 | 9276_2307310000 | 171.08.2023 | 20-220-207-53-5301-773C | 74.75 |
| | | | | Wide Horizons Rathje | 0 | 9276_2307310000 | 171.08.2023 | 20-220-207-53-5301-773C | 42.79 |
| | | | | Camp I Don't Know Supplies | 0 | 9276_2307310000 | 171.08.2023 | 20-220-208-53-5301-888C | 51.14 |
| | | | | Supplies | 0 | 9292_2306130000 | 171.07.2023 | 20-101-225-53-5316-000C | 15.62 |
| | | | | LM Supplies | 0 | 9292_2307110000 | 171.08.2023 | 20-101-112-53-5313-0000 | 87.33 |
| | | | | LM Supplies | 0 | 9292_2307110000 | 171.08.2023 | 20-101-112-53-5313-0000 | 43.57 |
| | | | | NS Pool Supplies | 0 | 9292_2307120000 | 171.08.2023 | 20-101-231-53-5302-000C | 155.58 |
| | | | | CAC Power Strip | 0 | 9292_2307260000 | 171.08.2023 | 20-101-225-53-5313-000C | 4.98 |
| | | | | Rosati's Pizza | 0 | 9342_2306040000 | 171.07.2023 | 20-000-416-53-5346-190C | 72.25 |
| | | | | Wheaton One Hour Cleaners | 0 | 9342_2307250000 | 171.08.2023 | 20-350-415-54-5426-000C | 99.90 |
| | | | | Camp Supplies | 0 | 9391_2306010000 | 171.07.2023 | 20-220-207-53-5301-770C | 23.94 |
| | | | | Camp Supplies | 0 | 9391_2306010000 | 171.07.2023 | 20-220-208-53-5301-888C | 164.77 |
| | | | | Camp Supplies | 0 | 9391_2306010000 | 171.07.2023 | 20-220-207-53-5301-771C | 36.25 |
| | | | | Camp Supplies | 0 | 9391_2306010000 | 171.07.2023 | 20-220-207-53-5301-7734 | 343.54 |
| | | | | Camp Supplies | 0 | 9391_2306020000 | 171.07.2023 | 20-220-207-53-5301-771C | 18.75 |
| | | | | Camp Supplies | 0 | 9391_2306020000 | 171.07.2023 | 20-220-207-53-5301-770C | 359.94 |
| | | | | Camp Supplies | 0 | 9391_2306020000 | 171.07.2023 | 20-220-207-53-5301-777C | 186.14 |
| | | | | Camp Supplies | 0 | 9391_2306020000 | 171.07.2023 | 20-220-207-53-5301-777C | 186.14 |
| | | | | Camp Supplies | 0 | 9391_2306020000 | 171.07.2023 | 20-220-207-53-5301-777C | 111.84 |
| | | | | Camp Supplies | 0 | 9391_2306050000 | 171.07.2023 | 20-220-207-53-5301-770C | 55.64 |
| | | | | Camp Supplies | 0 | 9391_2306060000 | 171.07.2023 | 20-220-207-53-5301-771C | 28.75 |
| | | | | Camp Supplies | 0 | 9391_2306060000 | 171.07.2023 | 20-220-207-52-5280-770C | 452.00 |
| | | | | Camp Supplies | 0 | 9391_2306070000 | 171.07.2023 | 20-220-207-53-5301-770C | 351.33 |
| | | | | Camp Supplies | 0 | 9391_2306070000 | 171.07.2023 | 20-220-208-53-5301-888C | 351.32 |
| | | | | Camp Supplies | 0 | 9391_2306070000 | 171.07.2023 | 20-220-207-53-5301-770C | 39.68 |
| | | | | Preschool Supplies | 0 | 9391_2306070000 | 171.07.2023 | 20-220-207-53-5301-774C | 16.25 |
| | | | | Camp Supplies | 0 | 9391_2306070000 | 171.07.2023 | 20-220-207-53-5301-7734 | 7.99 |
| | | | | Pizza Party | 0 | 9391_2306090000 | 171.07.2023 | 20-220-207-52-5280-770C | 164.07 |
| | | | | Preschool Supplies | 0 | 9391_2306130000 | 171.07.2023 | 20-220-207-53-5301-774C | 103.06 |
| | | | | Camp Supplies | 0 | 9391_2306140000 | 171.07.2023 | 20-220-207-53-5301-7734 | 192.69 |
| | | | | Camp Supplies | 0 | 9391_2306140000 | 171.07.2023 | 20-220-207-53-5301-777C | 407.02 |

| Fund | Description | Vendor No | Vendor Name | Line Item Description | Check No | Invoice Number | Batch Number | GL Account Number | Amount |
|------|-------------|-----------|-------------|----------------------------|----------|-----------------|--------------|-------------------------|----------|
| | | | | Pizza Party | 0 | 9391_2306150000 | 171.07.2023 | 20-220-207-52-5280-7705 | 170.87 |
| | | | | Camp Supplies | 0 | 9391_2306190000 | 171.07.2023 | 20-220-208-53-5301-8880 | 46.28 |
| | | | | Preschool Supplies | 0 | 9391_2306190000 | 171.07.2023 | 20-220-207-53-5301-7732 | 91.16 |
| | | | | Preschool Toy | 0 | 9391_2306210000 | 171.07.2023 | 20-000-000-53-5306-0000 | 282.92 |
| | | | | Preschool Supplies | 0 | 9391_2306210000 | 171.07.2023 | 20-000-000-53-5306-0000 | 500.00 |
| | | | | Preschool Supplies | 0 | 9391_2306210000 | 171.07.2023 | 20-220-207-53-5301-7746 | 810.43 |
| | | | | Field Trip | 0 | 9391_2306210000 | 171.07.2023 | 20-220-207-52-5280-7746 | 127.78 |
| | | | | Field Trip | 0 | 9391_2306210000 | 171.07.2023 | 20-220-207-52-5280-7746 | 1,200.00 |
| | | | | Field Trip | 0 | 9391_2306210000 | 171.07.2023 | 20-220-208-52-5280-8880 | 642.51 |
| | | | | Field Trip | 0 | 9391_2306210000 | 171.07.2023 | 20-220-203-53-5301-3366 | 800.00 |
| | | | | Pizza Party | 0 | 9391_2306230000 | 171.07.2023 | 20-220-207-52-5280-7705 | 363.80 |
| | | | | Camp Supplies | 0 | 9391_2306230000 | 171.07.2023 | 20-220-207-53-5301-7776 | 251.72 |
| | | | | Preschool Supplies | 0 | 9391_2306230000 | 171.07.2023 | 20-220-207-53-5301-7746 | 484.22 |
| | | | | Preschool Supplies | 0 | 9391_2306270000 | 171.07.2023 | 20-220-207-53-5301-7746 | 167.64 |
| | | | | Camp Supplies | 0 | 9391_2307050000 | 171.08.2023 | 20-220-207-53-5301-7705 | 36.04 |
| | | | | Preschool Supplies | 0 | 9391_2307060000 | 171.08.2023 | 20-220-207-53-5301-7746 | 34.26 |
| | | | | Camp Supplies | 0 | 9391_2307060000 | 171.08.2023 | 20-220-207-53-5301-7776 | 164.07 |
| | | | | Camp Supplies | 0 | 9391_2307070000 | 171.08.2023 | 20-220-207-53-5301-7738 | 427.02 |
| | | | | Preschool Toy | 0 | 9391_2307080000 | 171.08.2023 | 20-000-000-53-5306-0000 | 545.70 |
| | | | | Funway Field Trip | 0 | 9391_2307110000 | 171.08.2023 | 20-220-207-53-5301-7705 | 1,915.80 |
| | | | | Funway Field Trip | 0 | 9391_2307110000 | 171.08.2023 | 20-000-205-52-5210-0000 | 1,676.33 |
| | | | | Funway Field Trip | 0 | 9391_2307110000 | 171.08.2023 | 20-220-208-52-5280-8880 | 1,197.37 |
| | | | | Kona Ice for Camp | 0 | 9391_2307120000 | 171.08.2023 | 20-220-208-52-5280-8880 | 501.50 |
| | | | | Camp Supplies | 0 | 9391_2307130000 | 171.08.2023 | 20-220-207-53-5301-7705 | 1.25 |
| | | | | Camp Supplies | 0 | 9391_2307130000 | 171.08.2023 | 20-220-208-53-5301-8880 | 277.77 |
| | | | | Food for Camp/Staff | 0 | 9391_2307140000 | 171.08.2023 | 20-220-207-52-5280-7705 | 164.07 |
| | | | | Safety | 0 | 9391_2307150000 | 171.08.2023 | 20-220-207-52-5280-7705 | 426.29 |
| | | | | Camp Supplies | 0 | 9391_2307170000 | 171.08.2023 | 20-220-207-53-5301-7775 | 28.44 |
| | | | | Halloween Face Painting | 0 | 9391_2307170000 | 171.08.2023 | 20-220-209-52-5280-9920 | 375.00 |
| | | | | Camp Supplies | 0 | 9391_2307190000 | 171.08.2023 | 20-220-207-53-5301-7705 | 698.55 |
| | | | | Camp Supplies | 0 | 9391_2307190000 | 171.08.2023 | 20-220-207-53-5301-7775 | 189.00 |
| | | | | Outdoor Movie Night Screen | 0 | 9391_2307190000 | 171.08.2023 | 20-220-207-52-5280-7705 | 885.06 |
| | | | | Food for Camp/Staff | 0 | 9391_2307200000 | 171.08.2023 | 20-220-208-52-5280-8880 | 204.01 |
| | | | | Food for Camp/Staff | 0 | 9391_2307210000 | 171.08.2023 | 20-220-207-52-5280-7776 | 137.65 |
| | | | | Rosatis Pizza | 0 | 9490_2305310000 | 171.07.2023 | 20-222-232-53-5302-0000 | 169.42 |
| | | | | Supplies | 0 | 9490_2306030000 | 171.07.2023 | 20-222-232-53-5302-0000 | 25.64 |
| | | | | Supplies | 0 | 9490_2306050000 | 171.07.2023 | 20-222-232-53-5302-0000 | 51.98 |
| | | | | Supplies | 0 | 9490_2306080000 | 171.07.2023 | 20-222-232-53-5302-0000 | 116.30 |
| | | | | Supplies | 0 | 9490_2306140000 | 171.07.2023 | 20-222-232-53-5302-0000 | 8.75 |
| | | | | Supplies | 0 | 9490_2306210000 | 171.07.2023 | 20-222-232-53-5302-0000 | 43.98 |
| | | | | Supplies | 0 | 9490_2306220000 | 171.07.2023 | 20-222-232-53-5302-0000 | 47.98 |
| | | | | Rosatis Pizza | 0 | 9490_2306220000 | 171.07.2023 | 20-222-232-53-5302-0000 | 134.70 |
| | | | | Rosatis Pizza | 0 | 9490_2306230000 | 171.07.2023 | 20-222-232-53-5302-0000 | 146.45 |
| | | | | Rosatis Pizza | 0 | 9490_2306240000 | 171.07.2023 | 20-222-232-53-5302-0000 | 131.45 |
| | | | | Supplies | 0 | 9490_2306240000 | 171.07.2023 | 20-222-232-53-5302-0000 | 166.11 |
| | | | | Office Equipment | 0 | 9490_2306260000 | 171.07.2023 | 20-222-231-53-5306-0000 | 104.82 |
| | | | | Rosatis Pizza | 0 | 9490_2306270000 | 171.07.2023 | 20-222-232-53-5302-0000 | 134.90 |
| | | | | Dunkin Donuts | 0 | 9490_2306300000 | 171.08.2023 | 20-222-231-53-5306-0000 | 14.99 |
| | | | | Dunkin Donuts | 0 | 9490_2306300000 | 171.08.2023 | 20-222-231-53-5306-0000 | 104.93 |
| | | | | Supplies | 0 | 9490_2307010000 | 171.08.2023 | 20-222-232-53-5302-0000 | 48.00 |
| | | | | Supplies | 0 | 9490_2307030000 | 171.08.2023 | 20-222-232-53-5302-0000 | 43.98 |
| | | | | Rosatis Pizza | 0 | 9490_2307040000 | 171.08.2023 | 20-222-232-53-5302-0000 | 208.37 |
| | | | | Supplies | 0 | 9490_2307050000 | 171.08.2023 | 20-222-232-53-5302-0000 | 132.00 |
| | | | | Supplies | 0 | 9490_2307070000 | 171.08.2023 | 20-222-232-53-5302-0000 | 32.95 |
| | | | | Supplies | 0 | 9490_2307070000 | 171.08.2023 | 20-222-232-53-5302-0000 | 563.87 |
| | | | | Rosatis Pizza | 0 | 9490_2307090000 | 171.08.2023 | 20-222-232-53-5302-0000 | 119.45 |
| | | | | Supplies | 0 | 9490_2307100000 | 171.08.2023 | 20-222-232-53-5302-0000 | 63.62 |
| | | | | Dunkin Donuts | 0 | 9490_2307140000 | 171.08.2023 | 20-222-232-53-5302-0000 | 16.19 |

Fund **Description**
Vendor No **Vendor Name**

| Line Item Description | Check No | Invoice Number | Batch Number | GL Account Number | Amount |
|--|----------|-----------------|--------------|-------------------------|-----------|
| Rosatis Pizza | 0 | 9490_2307150000 | 171.08.2023 | 20-222-232-53-5302-000C | 134.70 |
| Dunkin Donuts | 0 | 9490_2307150000 | 171.08.2023 | 20-222-232-53-5302-000C | 56.96 |
| Rosatis Pizza | 0 | 9490_2307160000 | 171.08.2023 | 20-222-232-53-5302-000C | 152.95 |
| Rosatis Pizza | 0 | 9490_2307160000 | 171.08.2023 | 20-222-232-53-5302-000C | 123.95 |
| Rosatis Pizza | 0 | 9490_2307160000 | 171.08.2023 | 20-222-232-53-5302-000C | 134.70 |
| IDPH Inspection Fee | 0 | 9490_2307170000 | 171.08.2023 | 20-222-231-54-5429-000C | 153.38 |
| Dunkin Donuts | 0 | 9490_2307210000 | 171.08.2023 | 20-222-231-53-5306-000C | 29.98 |
| Dunkin Donuts | 0 | 9490_2307210000 | 171.08.2023 | 20-222-231-53-5306-000C | 149.90 |
| Supplies | 0 | 9490_2307220000 | 171.08.2023 | 20-222-232-53-5302-000C | 15.18 |
| Rosatis Pizza | 0 | 9490_2307220000 | 171.08.2023 | 20-222-232-53-5302-000C | 122.70 |
| Supplies | 0 | 9490_2307220000 | 171.08.2023 | 20-222-232-53-5302-000C | 14.94 |
| Rosatis Pizza | 0 | 9490_2307230000 | 171.08.2023 | 20-222-232-53-5302-000C | 134.70 |
| Supplies | 0 | 9490_2307250000 | 171.08.2023 | 20-222-232-53-5302-000C | 126.48 |
| Rosatis Pizza | 0 | 9490_2307250000 | 171.08.2023 | 20-222-232-53-5302-000C | 134.70 |
| Rosatis Pizza | 0 | 9490_2307280000 | 171.08.2023 | 20-222-232-53-5302-000C | 134.90 |
| Concession Supplies | 0 | 9490_2307300000 | 171.08.2023 | 20-222-232-53-5328-000C | 27.65 |
| CC Front Desk Summer Uniforms | 0 | 9524_2306150000 | 171.07.2023 | 20-224-220-53-5330-000C | 438.96 |
| CNN Pizza Party | 0 | 9524_2306290000 | 171.07.2023 | 20-220-207-53-5301-770C | 72.54 |
| CNN Pizza Party | 0 | 9524_2306290000 | 171.07.2023 | 20-220-207-53-5301-770C | 164.07 |
| Bus Parking for Brookfield Zoo on 6/29/23 | 0 | 9524_2306300000 | 171.08.2023 | 20-220-207-52-5280-770C | 75.00 |
| Brookfield Zoo Admission | 0 | 9524_2306300000 | 171.08.2023 | 20-220-207-52-5280-770C | 1,409.00 |
| Brookfield Zoo Admission | 0 | 9524_2306300000 | 171.08.2023 | 20-220-208-52-5280-888C | 726.70 |
| Community Center Room Request Forms | 0 | 9524_2307100000 | 171.08.2023 | 20-224-220-53-5302-000C | 143.43 |
| PDRMA Help Training | 0 | 9524_2307210000 | 171.08.2023 | 20-224-220-54-5432-000C | 199.00 |
| PDRMA Help Training | 0 | 9524_2307210000 | 171.08.2023 | 20-224-220-54-5432-000C | 199.00 |
| CIDK Group Pizza Party | 0 | 9524_2307270000 | 171.08.2023 | 20-220-208-53-5301-888C | 164.07 |
| CIDK Filed Trip to DuPage County Fair | 0 | 9524_2307280000 | 171.08.2023 | 20-220-208-52-5280-888C | 1,000.00 |
| Vendor Total: | | | | | 88,455.35 |
| 04221 Plug & Pay Technologies | | | | | |
| 06/23 Plug N Pay Gateway Fees | 0 | 063023 | 141.07.2023 | 20-000-000-52-5239-000C | 174.60 |
| 06/23 Plug N Pay Gateway Fees | 0 | 063023 | 141.07.2023 | 20-000-112-52-5239-0000 | 15.00 |
| 06/23 Plug N Pay Gateway Fees | 0 | 063023 | 141.07.2023 | 20-350-303-52-5239-000C | 15.00 |
| 06/23 Plug N Pay Gateway Fees | 0 | 063023 | 141.07.2023 | 20-000-304-52-5239-000C | 15.00 |
| 06/23 Plug N Pay Gateway Fees | 0 | 063023 | 141.07.2023 | 20-222-231-52-5239-000C | 34.00 |
| 06/23 Plug N Pay Gateway Fees | 0 | 063023 | 141.07.2023 | 20-222-232-52-5239-000C | 191.70 |
| 06/23 Plug N Pay Gateway Fees | 0 | 063023 | 141.07.2023 | 20-350-302-52-5239-000C | 15.00 |
| 07/23 Plug N Pay Gateway Fees | 0 | 073123 | 141.08.2023 | 20-000-000-52-5239-000C | 129.20 |
| 07/23 Plug N Pay Gateway Fees | 0 | 073123 | 141.08.2023 | 20-000-112-52-5239-0000 | 15.00 |
| 07/23 Plug N Pay Gateway Fees | 0 | 073123 | 141.08.2023 | 20-350-303-52-5239-000C | 16.20 |
| 07/23 Plug N Pay Gateway Fees | 0 | 073123 | 141.08.2023 | 20-000-304-52-5239-000C | 15.00 |
| 07/23 Plug N Pay Gateway Fees | 0 | 073123 | 141.08.2023 | 20-222-231-52-5239-000C | 41.10 |
| 07/23 Plug N Pay Gateway Fees | 0 | 073123 | 141.08.2023 | 20-222-232-52-5239-000C | 245.10 |
| 07/23 Plug N Pay Gateway Fees | 0 | 073123 | 141.08.2023 | 20-350-302-52-5239-000C | 15.00 |
| Vendor Total: | | | | | 936.90 |
| 04287 Global Payments Inc | | | | | |
| 06/23 Merchant CC Processing Fees | 0 | 063023 | 141.07.2023 | 20-350-302-52-5239-000C | 189.26 |
| 06/23 Merchant CC Processing Fees | 0 | 063023 | 141.07.2023 | 20-350-303-52-5239-000C | 134.04 |
| 06/23 Merchant CC Processing Fees | 0 | 063023 | 141.07.2023 | 20-000-000-52-5239-000C | 7,717.86 |
| 06/23 Merchant CC Processing Fees | 0 | 063023 | 141.07.2023 | 20-222-232-52-5239-000C | 1,812.81 |
| 06/23 Merchant CC Processing Fees | 0 | 063023 | 141.07.2023 | 20-222-231-52-5239-000C | 335.71 |
| 06/23 Merchant CC Processing Fees | 0 | 063023 | 141.07.2023 | 20-000-112-52-5239-0000 | 163.23 |
| 06/23 Merchant CC Processing Fees | 0 | 063023 | 141.07.2023 | 20-000-304-52-5239-000C | 240.38 |
| 07/23 Merchant CC Processing Fees | 0 | 073123 | 141.08.2023 | 20-350-302-52-5239-000C | 96.44 |
| 07/23 Merchant CC Processing Fees | 0 | 073123 | 141.08.2023 | 20-350-303-52-5239-000C | 163.98 |
| 07/23 Merchant CC Processing Fees | 0 | 073123 | 141.08.2023 | 20-000-000-52-5239-000C | 6,094.59 |
| 07/23 Merchant CC Processing Fees | 0 | 073123 | 141.08.2023 | 20-222-232-52-5239-000C | 2,548.29 |

Fund **Description**
Vendor No **Vendor Name**

| Line Item Description | Check No | Invoice Number | Batch Number | GL Account Number | Amount |
|--|----------|----------------|--------------|-------------------------|-----------|
| 07/23 Merchant CC Processing Fees | 0 | 073123 | 141.08.2023 | 20-222-231-52-5239-0000 | 403.60 |
| 07/23 Merchant CC Processing Fees | 0 | 073123 | 141.08.2023 | 20-000-112-52-5239-0000 | 154.45 |
| 07/23 Merchant CC Processing Fees | 0 | 073123 | 141.08.2023 | 20-000-304-52-5239-0000 | 135.95 |
| Vendor Total: | | | | | 20,190.59 |
| 06279 Paylocity Corporation | | | | | |
| 07/14/2023 Payroll Processing | 0 | 111926375 | 141.07.2023 | 20-000-000-52-5211-0000 | 1,786.48 |
| 07/28/2023 Payroll Processing | 0 | 111949754 | 141.07.2023 | 20-000-000-52-5211-0000 | 2,852.83 |
| 08/11/2023 Payroll Processing | 0 | 111972834 | 141.08.2023 | 20-000-000-52-5211-0000 | 930.70 |
| 08/25/2023 Payroll Processing | 0 | 111995592 | 141.08.2023 | 20-000-000-52-5211-0000 | 3,621.02 |
| Vendor Total: | | | | | 9,191.03 |
| 06943 Martha Hernandez for Petty Cash | | | | | |
| Adult Softball Championship Prize Money | 167359 | 081623 | 164.08.2023 | 20-220-204-53-5301-4417 | 300.00 |
| Wheaton United Referee Fees | 167374 | 090523 | 161.09.2023 | 20-220-204-53-5301-4457 | 8,110.00 |
| Vendor Total: | | | | | 8,410.00 |
| TMP*3660 Peterson, Kimberly | | | | | |
| Birdies League Refund for Peterson | 167303 | 2977568 | 162.07.2023 | 20-000-000-20-2025-0000 | 270.00 |
| Vendor Total: | | | | | 270.00 |
| TMP*3661 Kennedy, Kristin | | | | | |
| Wheaton Neighbors League Refund for Kennedy | 167312 | 2989821 | 163.07.2023 | 20-000-000-20-2025-0000 | 245.00 |
| Vendor Total: | | | | | 245.00 |
| TMP*3662 Giblin, Barbara | | | | | |
| Early Bird League Refund for Giblin | 167321 | 2999564 | 164.07.2023 | 20-000-000-20-2025-0000 | 260.00 |
| Vendor Total: | | | | | 260.00 |
| TMP*3663 Cobani, Lusida | | | | | |
| Camp Sports & Sorts Refund for Cobani | 167319 | 3001076 | 164.07.2023 | 20-000-000-20-2025-0000 | 108.00 |
| Vendor Total: | | | | | 108.00 |
| TMP*3664 Byrnes, Colleen | | | | | |
| Swingers League Refund for Byrnes | 167318 | 3001441 | 164.07.2023 | 20-000-000-20-2025-0000 | 384.00 |
| Vendor Total: | | | | | 384.00 |
| TMP*3665 Gillespie, Lisa | | | | | |
| Soccer Skills Clinic 101 Refund for Gillespie | 167322 | 3002539 | 164.07.2023 | 20-000-000-20-2025-0000 | 15.66 |
| Vendor Total: | | | | | 15.66 |
| TMP*3666 Davis, Jenny | | | | | |
| Camp Blackhawk Refund for Davis | 167328 | 3014235 | 161.08.2023 | 20-000-000-20-2025-0000 | 132.00 |
| Vendor Total: | | | | | 132.00 |
| TMP*3667 Quatraro, Jenna | | | | | |
| YTI: Gaming and Coding Camp Refund for Qua | 167334 | 3016858 | 161.08.2023 | 20-000-000-20-2025-0000 | 270.00 |
| YTI: Gaming and Coding Camp Refund for Qua | 167334 | 3016858 | 161.08.2023 | 20-000-000-20-2025-0000 | 270.00 |
| Vendor Total: | | | | | 540.00 |
| TMP*3668 DeVries, Richard | | | | | |
| Fitness Pass Refund for DeVries | 167329 | 3021069 | 161.08.2023 | 20-000-000-20-2025-0000 | 95.00 |
| Vendor Total: | | | | | 95.00 |
| TMP*3669 Ekonomou, James | | | | | |
| Facility Refund for Ekonomou | 167330 | 3021855 | 161.08.2023 | 20-000-000-20-2025-0000 | 100.00 |

| Fund | Description | Check No | Invoice Number | Batch Number | GL Account Number | Amount |
|---|------------------------------------|----------|-----------------|--------------|-------------------------|------------|
| Vendor No | Vendor Name | | | | | |
| Line Item Description | | | | | | |
| Vendor Total: | | | | | | 100.00 |
| TMP*3670 | Soderstrom, Maria | | | | | |
| Camp Sports & Sorts Refund for Soderstrom | | 167346 | 3036507 | 162.08.2023 | 20-000-000-20-2025-0000 | 98.00 |
| Vendor Total: | | | | | | 98.00 |
| TMP*3671 | Jensen, Bonnie | | | | | |
| Birdies League Refund for Jensen | | 167358 | 3058086 | 164.08.2023 | 20-000-000-20-2025-0000 | 100.00 |
| Vendor Total: | | | | | | 100.00 |
| TMP*3672 | Mekheil, Mary | | | | | |
| Soccer - Corec Gr 7 Refund for Mekheil | | 167375 | 3072812 | 161.09.2023 | 20-000-000-20-2025-0000 | 90.00 |
| Vendor Total: | | | | | | 90.00 |
| TMP*3673 | Godfrey, Maureen | | | | | |
| Fitness Pass Refund for Godfrey | | 167373 | 3072842 | 161.09.2023 | 20-000-000-20-2025-0000 | 198.00 |
| Vendor Total: | | | | | | 198.00 |
| TMP*3674 | Family Agency, Evangelical Child & | | | | | |
| Rsv# 3075551 Facility Refund for Family Agenc | 167372 | 3075551 | | 161.09.2023 | 20-000-000-20-2025-0000 | 100.00 |
| Vendor Total: | | | | | | 100.00 |
| Fund Total: | | | | | | 155,857.30 |
| 22 | Cosley Zoo | | | | | |
| 00192 | City of Wheaton | | | | | |
| Uncorked License 092123 | | 167298 | 070123 | 162.07.2023 | 22-350-415-54-5426-0000 | 50.00 |
| Vendor Total: | | | | | | 50.00 |
| 04121 | UMB Bank N.A. | | | | | |
| Cosley Curb | | 0 | 0118_2306270000 | 171.07.2023 | 22-501-000-53-5338-0000 | 234.54 |
| Cosley Curb | | 0 | 0182_2306150000 | 171.07.2023 | 22-501-000-53-5338-0000 | 188.97 |
| Calendar | | 0 | 0217_2306020000 | 171.07.2023 | 22-501-000-53-5302-0000 | 70.20 |
| Annual Microscope Service | | 0 | 0217_2306050000 | 171.07.2023 | 22-501-000-52-5210-0000 | 155.00 |
| AZA Animal Welfare Course Registration | | 0 | 0217_2306090000 | 171.07.2023 | 22-501-000-54-5432-0000 | 1,200.00 |
| Lunch with Foundation Board Member | | 0 | 0217_2306090000 | 171.07.2023 | 22-501-000-53-5302-0000 | 52.21 |
| Staff Lunch Meeting | | 0 | 0217_2306230000 | 171.07.2023 | 22-501-000-53-5302-0000 | 40.10 |
| Staff Award Lunch | | 0 | 0217_2306300000 | 171.08.2023 | 22-501-000-53-5302-0000 | 32.49 |
| Concessions Staff ServSafe Training | | 0 | 0217_2307090000 | 171.08.2023 | 22-501-000-54-5432-0000 | 15.00 |
| Concessions Staff ServSafe Training | | 0 | 0217_2307100000 | 171.08.2023 | 22-501-000-54-5432-0000 | 15.00 |
| Kulture City Dues | | 0 | 0217_2307140000 | 171.08.2023 | 22-501-000-54-5425-0000 | 250.00 |
| AZA Membership | | 0 | 0217_2307180000 | 171.08.2023 | 22-501-000-54-5425-0000 | 195.00 |
| Staff Lunch Meeting | | 0 | 0217_2307190000 | 171.08.2023 | 22-501-000-53-5302-0000 | 23.73 |
| Refund for Overpayment of Membership | | 0 | 0217_2307210000 | 171.08.2023 | 22-501-000-54-5425-0000 | -100.00 |
| Animal Disposition | | 0 | 0217_2307210000 | 171.08.2023 | 22-501-000-52-5210-0000 | 40.00 |
| AZA Annual Conference Registration | | 0 | 0217_2307250000 | 171.08.2023 | 22-501-000-54-5432-0000 | 625.00 |
| Staff Lunch | | 0 | 0217_2307250000 | 171.08.2023 | 22-501-000-53-5302-0000 | 57.60 |
| USDA Animal Exhibit License | | 0 | 0217_2307250000 | 171.08.2023 | 22-501-000-54-5425-0000 | 120.00 |
| AZA Annual Conference Registration | | 0 | 0217_2307260000 | 171.08.2023 | 22-501-000-54-5432-0000 | 625.00 |
| Vet Exam/Vaccinations | | 0 | 0217_2307270000 | 171.08.2023 | 22-501-000-54-5424-0000 | 515.00 |
| Pizza | | 0 | 0217_2307280000 | 171.08.2023 | 22-220-206-53-5301-6664 | 157.88 |
| Hardware for Turtle Tubs | | 0 | 0850_2305310000 | 171.07.2023 | 22-501-000-53-5302-0000 | 64.62 |
| Small Laundry Baskets for Operations | | 0 | 0850_2305310000 | 171.07.2023 | 22-501-000-53-5302-0000 | 21.04 |
| Flat Washers | | 0 | 0850_2306010000 | 171.07.2023 | 22-501-000-53-5311-0000 | 12.90 |
| PVC Pipe | | 0 | 0850_2306040000 | 171.07.2023 | 22-501-000-53-5313-0000 | 12.11 |
| PVC Pipes and Fittings for Turtle Tubs | | 0 | 0850_2306040000 | 171.07.2023 | 22-501-000-53-5311-0000 | 69.65 |
| Custodial Supplies for Zoo | | 0 | 0850_2306150000 | 171.07.2023 | 22-501-000-53-5316-0000 | 232.36 |

Fund **Description**
Vendor No **Vendor Name**

| Line Item Description | Check No | Invoice Number | Batch Number | GL Account Number | Amount |
|---|----------|-----------------|--------------|-------------------------|--------|
| Vacuum Parts and Tape for Signs | 0 | 0850_2306170000 | 171.07.2023 | 22-501-000-53-5302-000C | 51.98 |
| Paint for Warning Step in Kiebler Barn | 0 | 0850_2306170000 | 171.07.2023 | 22-501-000-53-5347-000C | 68.91 |
| Blinds for RCC | 0 | 0850_2306210000 | 171.07.2023 | 22-501-000-53-5313-000C | 67.57 |
| Parts for Gates | 0 | 0850_2306210000 | 171.07.2023 | 22-501-000-53-5302-000C | 4.40 |
| Parts for Gates | 0 | 0850_2306220000 | 171.07.2023 | 22-501-000-53-5302-000C | 18.54 |
| Chainsaw | 0 | 0850_2306230000 | 171.07.2023 | 22-501-000-53-5345-000C | 89.99 |
| Holiday Carts | 0 | 0850_2306270000 | 171.07.2023 | 22-501-000-53-5345-000C | 464.97 |
| Supplies | 0 | 0850_2306280000 | 171.07.2023 | 22-501-000-53-5312-000C | 37.33 |
| Grinder Wheels | 0 | 0850_2306280000 | 171.07.2023 | 22-501-000-53-5302-000C | 8.94 |
| Squeegees | 0 | 0850_2306280000 | 171.07.2023 | 22-501-000-53-5345-000C | 56.72 |
| Hardware | 0 | 0850_2306290000 | 171.08.2023 | 22-501-000-53-5302-000C | 25.67 |
| Sand and Pea Gravel for Aviary | 0 | 0850_2306300000 | 171.08.2023 | 22-501-000-53-5302-000C | 49.00 |
| Electric Fence for Cattle | 0 | 0850_2306300000 | 171.08.2023 | 22-501-000-53-5308-000C | 122.94 |
| Hand Sanitizer | 0 | 0850_2307040000 | 171.08.2023 | 22-501-000-53-5316-000C | 99.74 |
| Supplies | 0 | 0850_2307040000 | 171.08.2023 | 22-501-000-53-5316-000C | 53.22 |
| Grease Gun | 0 | 0850_2307050000 | 171.08.2023 | 22-501-000-53-5345-000C | 18.00 |
| Grease Gun | 0 | 0850_2307050000 | 171.08.2023 | 22-501-000-53-5345-000C | 148.97 |
| Tie Downs for Soda Tanks | 0 | 0850_2307070000 | 171.08.2023 | 22-501-000-53-5302-000C | 9.52 |
| Tornado Vacuum | 0 | 0850_2307120000 | 171.08.2023 | 22-501-000-53-5311-000C | 586.00 |
| Supplies | 0 | 0850_2307120000 | 171.08.2023 | 22-501-000-53-5316-000C | 292.72 |
| Supplies | 0 | 0850_2307120000 | 171.08.2023 | 22-501-000-53-5316-000C | 254.34 |
| Coolers for Events | 0 | 0850_2307130000 | 171.08.2023 | 22-501-000-53-5302-000C | 164.97 |
| Air Filters for HVAC | 0 | 0850_2307130000 | 171.08.2023 | 22-501-000-53-5302-000C | 74.00 |
| Plumbing Supplies for Turtle Room | 0 | 0850_2307140000 | 171.08.2023 | 22-501-000-53-5311-000C | 26.94 |
| Plumbing Supplies for Turtle Room | 0 | 0850_2307140000 | 171.08.2023 | 22-501-000-53-5311-000C | 20.86 |
| Halloween Decorations | 0 | 0850_2307150000 | 171.08.2023 | 22-501-000-53-5313-000C | 299.00 |
| Hand Soap | 0 | 0850_2307160000 | 171.08.2023 | 22-501-000-53-5316-000C | 161.94 |
| Fake Landscaping Rock | 0 | 0850_2307180000 | 171.08.2023 | 22-501-000-53-5338-000C | 62.97 |
| Wasp Spray | 0 | 0850_2307190000 | 171.08.2023 | 22-501-000-53-5302-000C | 32.18 |
| Aviary Pond Renovation | 0 | 0850_2307210000 | 171.08.2023 | 22-501-000-53-5338-000C | 89.14 |
| Aviary Pond Renovation | 0 | 0850_2307210000 | 171.08.2023 | 22-501-000-53-5338-000C | 215.70 |
| Duck Fence Repair and Storage Container | 0 | 0850_2307270000 | 171.08.2023 | 22-501-000-53-5302-000C | 50.60 |
| Postage for Neighbor Night | 0 | 0959_2306120000 | 171.07.2023 | 22-350-415-54-5426-000C | 103.97 |
| Freezer Repair | 0 | 9292_2306030000 | 171.07.2023 | 22-501-000-54-5441-000C | 171.12 |
| Cosley HVAC Parts | 0 | 9292_2307100000 | 171.08.2023 | 22-501-000-54-5441-000C | 44.85 |
| Plants & Flowers | 0 | 9342_2306130000 | 171.07.2023 | 22-350-415-54-5426-000C | 130.00 |
| Flowers | 0 | 9342_2306150000 | 171.07.2023 | 22-350-415-54-5426-000C | 139.97 |
| Supplies | 0 | 9342_2307110000 | 171.08.2023 | 22-220-206-53-5301-669C | 200.00 |
| Supplies | 0 | 9508_2306230000 | 171.07.2023 | 22-220-206-53-5301-6662 | 30.71 |
| AZA Membership Dues | 0 | 9508_2307180000 | 171.08.2023 | 22-501-000-54-5425-000C | 95.00 |
| Quail for Feed | 0 | 9508_2307260000 | 171.08.2023 | 22-501-000-53-5339-000C | 917.34 |
| Bus for Teen Trip | 0 | 9508_2307280000 | 171.08.2023 | 22-220-206-52-5280-6664 | 950.00 |
| Frozen Mice | 0 | 9516_2305310000 | 171.07.2023 | 22-501-000-53-5339-000C | 849.50 |
| Insects | 0 | 9516_2306010000 | 171.07.2023 | 22-501-000-53-5339-000C | 135.13 |
| Scale Repair | 0 | 9516_2306020000 | 171.07.2023 | 22-501-000-53-5336-000C | 145.63 |
| Hemaclean | 0 | 9516_2306020000 | 171.07.2023 | 22-501-000-53-5309-000C | 20.34 |
| Produce | 0 | 9516_2306020000 | 171.07.2023 | 22-501-000-53-5339-000C | 46.19 |
| Fish and Worms | 0 | 9516_2306020000 | 171.07.2023 | 22-501-000-53-5339-000C | 417.67 |
| Rodent Blocks | 0 | 9516_2306040000 | 171.07.2023 | 22-501-000-53-5339-000C | 12.99 |
| Refund for Shipping Boxes | 0 | 9516_2306050000 | 171.07.2023 | 22-501-000-53-5339-000C | -39.00 |
| Tank Heaters | 0 | 9516_2306060000 | 171.07.2023 | 22-501-000-53-5312-000C | 83.98 |
| Prescription Medication | 0 | 9516_2306070000 | 171.07.2023 | 22-501-000-53-5309-000C | 357.19 |
| Camp Supplies | 0 | 9516_2306090000 | 171.07.2023 | 22-220-206-53-5301-6662 | 30.67 |
| Supplies | 0 | 9516_2306090000 | 171.07.2023 | 22-220-206-53-5301-668C | 4.99 |
| Produce | 0 | 9516_2306090000 | 171.07.2023 | 22-501-000-53-5339-000C | 71.39 |
| Two Guinea Hog Barrows | 0 | 9516_2306100000 | 171.07.2023 | 22-501-000-53-5325-000C | 154.65 |
| Bags of Feed | 0 | 9516_2306120000 | 171.07.2023 | 22-501-000-53-5339-000C | 50.98 |
| Pine Shavings | 0 | 9516_2306150000 | 171.07.2023 | 22-501-000-53-5336-000C | 23.96 |

Fund
Vendor No

Description
Vendor Name

| Line Item Description | Check No | Invoice Number | Batch Number | GL Account Number | Amount |
|---------------------------------|----------|-----------------|--------------|-------------------------|-----------|
| Calf Feed | 0 | 9516_2306150000 | 171.07.2023 | 22-501-000-53-5339-0000 | 99.96 |
| Probiotics | 0 | 9516_2306160000 | 171.07.2023 | 22-501-000-53-5336-0000 | 17.49 |
| Laundry Soap | 0 | 9516_2306160000 | 171.07.2023 | 22-501-000-53-5302-0000 | 13.49 |
| Produce | 0 | 9516_2306160000 | 171.07.2023 | 22-501-000-53-5339-0000 | 38.54 |
| Insects | 0 | 9516_2306170000 | 171.07.2023 | 22-501-000-53-5339-0000 | 53.15 |
| Produce | 0 | 9516_2306230000 | 171.07.2023 | 22-501-000-53-5339-0000 | 47.37 |
| Insects | 0 | 9516_2306290000 | 171.07.2023 | 22-501-000-53-5336-0000 | 9.99 |
| Insects | 0 | 9516_2306290000 | 171.07.2023 | 22-501-000-53-5339-0000 | 114.13 |
| Baggies | 0 | 9516_2306300000 | 171.08.2023 | 22-501-000-53-5336-0000 | 7.17 |
| Produce | 0 | 9516_2306300000 | 171.08.2023 | 22-501-000-53-5339-0000 | 46.17 |
| Probiotic | 0 | 9516_2306300000 | 171.08.2023 | 22-501-000-53-5336-0000 | 37.85 |
| 2023 AAZK Conference | 0 | 9516_2307040000 | 171.08.2023 | 22-501-000-54-5432-0000 | 316.47 |
| Cabinet | 0 | 9516_2307060000 | 171.08.2023 | 22-501-000-53-5336-0000 | 209.98 |
| Fish Flakes | 0 | 9516_2307070000 | 171.08.2023 | 22-501-000-53-5339-0000 | 42.89 |
| Food for Lynx | 0 | 9516_2307070000 | 171.08.2023 | 22-501-000-53-5339-0000 | 71.09 |
| Bamboo Lights | 0 | 9516_2307070000 | 171.08.2023 | 22-220-206-53-5301-6601 | 8.39 |
| Bamboo Lights | 0 | 9516_2307070000 | 171.08.2023 | 22-501-000-53-5336-0000 | 11.99 |
| Frozen Rodents | 0 | 9516_2307100000 | 171.08.2023 | 22-501-000-53-5339-0000 | 467.36 |
| Walnut Bedding | 0 | 9516_2307130000 | 171.08.2023 | 22-501-000-53-5336-0000 | 54.97 |
| Basking Lights | 0 | 9516_2307140000 | 171.08.2023 | 22-501-000-53-5312-0000 | 67.78 |
| Sand/Gravel | 0 | 9516_2307140000 | 171.08.2023 | 22-501-000-53-5336-0000 | 219.86 |
| Laundry Soap | 0 | 9516_2307140000 | 171.08.2023 | 22-501-000-53-5302-0000 | 80.16 |
| Cider Vinegar | 0 | 9516_2307140000 | 171.08.2023 | 22-501-000-53-5336-0000 | 4.29 |
| Produce | 0 | 9516_2307140000 | 171.08.2023 | 22-501-000-53-5339-0000 | 57.32 |
| Enrichment Supplies and Cleaner | 0 | 9516_2307170000 | 171.08.2023 | 22-501-000-53-5339-0000 | 48.54 |
| Animal Medicine | 0 | 9516_2307190000 | 171.08.2023 | 22-501-000-53-5309-0000 | 357.19 |
| Bottle Nozzles | 0 | 9516_2307190000 | 171.08.2023 | 22-501-000-53-5316-0000 | 14.95 |
| National Zookeeper Week Awards | 0 | 9516_2307190000 | 171.08.2023 | 22-501-000-53-5302-0000 | 14.75 |
| Produce | 0 | 9516_2307210000 | 171.08.2023 | 22-501-000-53-5339-0000 | 46.69 |
| Frozen Rodents | 0 | 9516_2307220000 | 171.08.2023 | 22-501-000-53-5339-0000 | 409.25 |
| Insects | 0 | 9516_2307220000 | 171.08.2023 | 22-501-000-53-5339-0000 | 36.05 |
| Eye Drops | 0 | 9516_2307220000 | 171.08.2023 | 22-501-000-53-5309-0000 | 13.49 |
| Refund for Shipping Box | 0 | 9516_2307240000 | 171.08.2023 | 22-501-000-53-5339-0000 | -39.00 |
| Emergency Supply | 0 | 9516_2307280000 | 171.08.2023 | 22-501-000-53-5302-0000 | 3.19 |
| Paper Bags | 0 | 9516_2307280000 | 171.08.2023 | 22-501-000-53-5336-0000 | 2.98 |
| Produce | 0 | 9516_2307280000 | 171.08.2023 | 22-501-000-53-5339-0000 | 43.69 |
| Vendor Total: | | | | | 16,852.02 |
| 04221 Plug & Pay Technologies | | | | | |
| 06/23 Plug N Pay Gateway Fees | 0 | 063023 | 141.07.2023 | 22-501-000-52-5239-0000 | 155.85 |
| 07/23 Plug N Pay Gateway Fees | 0 | 073123 | 141.08.2023 | 22-501-000-52-5239-0000 | 177.40 |
| Vendor Total: | | | | | 333.25 |
| 06279 Paylocity Corporation | | | | | |
| 07/14/2023 Payroll Processing | 0 | 111926375 | 141.07.2023 | 22-000-000-52-5211-0000 | 233.02 |
| 07/28/2023 Payroll Processing | 0 | 111949754 | 141.07.2023 | 22-000-000-52-5211-0000 | 372.11 |
| 08/11/2023 Payroll Processing | 0 | 111972834 | 141.08.2023 | 22-000-000-52-5211-0000 | 121.40 |
| 08/25/2023 Payroll Processing | 0 | 111995592 | 141.08.2023 | 22-000-000-52-5211-0000 | 472.31 |
| Vendor Total: | | | | | 1,198.84 |
| 07306 Weickert, John H | | | | | |
| Two Porcupines for Exhibit | 167325 | 309 | 164.07.2023 | 22-501-000-53-5325-0000 | 1,600.00 |
| Vendor Total: | | | | | 1,600.00 |
| Fund Total: | | | | | 20,034.11 |
| 23 Liability | | | | | |

Fund Description
Vendor No Vendor Name

| Line Item Description | Check No | Invoice Number | Batch Number | GL Account Number | Amount |
|--|----------|-----------------|--------------|-------------------------|-----------|
| 04121 UMB Bank N.A. Supplies | 0 | 9490_2306290000 | 171.07.2023 | 23-000-000-53-5302-000C | 143.92 |
| Vendor Total: | | | | | 143.92 |
| Fund Total: | | | | | 143.92 |
| 26 IMRF 00465 I.M.R.F. | | | | | |
| 06/23 IMRF | 0 | 063023 | 141.07.2023 | 26-000-000-21-2124-000C | 52,881.24 |
| 07/2023 IMRF | 0 | 073123 | 141.08.2023 | 26-000-000-21-2124-000C | 33,798.32 |
| Vendor Total: | | | | | 86,679.56 |
| Fund Total: | | | | | 86,679.56 |
| 40 Capital Projects 00192 City of Wheaton | | | | | |
| City Permit the Zone and PPF | 167370 | 090123 | 161.09.2023 | 40-800-846-57-5701-000C | 0.00 |
| CC Parking Lot Project Permit Fee | 167349 | 1777 Permit Fee | 163.08.2023 | 40-800-846-57-5701-000C | 5,850.16 |
| Vendor Total: | | | | | 5,850.16 |
| 04121 UMB Bank N.A. | | | | | |
| Commemorative Boulders | 0 | 0118_2306070000 | 171.07.2023 | 40-101-000-53-5338-000C | 259.55 |
| Graf Press Box | 0 | 0118_2306070000 | 171.07.2023 | 40-800-815-53-5393-000C | 422.04 |
| Flagstone | 0 | 0118_2306080000 | 171.07.2023 | 40-101-000-53-5338-000C | 309.70 |
| Rathje Memorial | 0 | 0118_2306220000 | 171.07.2023 | 40-101-000-53-5338-000C | 247.66 |
| Graf Press Box | 0 | 0118_2306290000 | 171.08.2023 | 40-800-815-53-5393-000C | 91.10 |
| Graf Press Box | 0 | 0118_2307120000 | 171.08.2023 | 40-800-815-53-5393-000C | 209.24 |
| Graf Press Box | 0 | 0118_2307180000 | 171.08.2023 | 40-800-815-53-5393-000C | 42.16 |
| Batting Cages Turf | 0 | 0118_2307190000 | 171.08.2023 | 40-800-805-53-5393-000C | 318.34 |
| Batting Cages Turf | 0 | 0118_2307190000 | 171.08.2023 | 40-800-805-53-5393-000C | 349.52 |
| Graf Press Box | 0 | 0118_2307200000 | 171.08.2023 | 40-800-815-53-5393-000C | 562.22 |
| District Flag Replacement | 0 | 0182_2307030000 | 171.08.2023 | 40-101-000-53-5302-000C | 109.96 |
| Benches | 0 | 0182_2307110000 | 171.08.2023 | 40-101-000-53-5338-000C | 209.46 |
| ILDNR Grant Application | 0 | 0208_2306150000 | 171.07.2023 | 40-000-000-52-5224-000C | 306.75 |
| Turf for Batting Cages | 0 | 0223_2306150000 | 171.07.2023 | 40-800-805-53-5393-000C | 8,183.35 |
| Sensory Path Stencil | 0 | 0223_2307070000 | 171.08.2023 | 40-101-000-53-5393-000C | 1,130.00 |
| Sand | 0 | 0314_2306080000 | 171.07.2023 | 40-800-822-53-5301-000C | 42.12 |
| Graf Press Box | 0 | 0314_2307110000 | 171.08.2023 | 40-800-815-53-5393-000C | 25.92 |
| Graf Press Box | 0 | 0314_2307110000 | 171.08.2023 | 40-800-815-53-5393-000C | 71.19 |
| Graf Press Box | 0 | 0314_2307110000 | 171.08.2023 | 40-800-815-53-5393-000C | 60.09 |
| Graf Press Box | 0 | 0314_2307280000 | 171.08.2023 | 40-800-815-53-5393-000C | 86.98 |
| Deck/Ramp Permit/Inspection | 0 | 0504_2307050000 | 171.08.2023 | 40-800-813-57-5701-000C | 220.00 |
| Graf Press Box | 0 | 9193_2306210000 | 171.07.2023 | 40-800-815-53-5393-000C | 184.84 |
| Graf Press Box | 0 | 9193_2306230000 | 171.07.2023 | 40-800-815-53-5393-000C | 211.44 |
| Zone Temp Power | 0 | 9193_2306270000 | 171.07.2023 | 40-800-846-57-5701-000C | 178.06 |
| Graf Press Box | 0 | 9193_2306270000 | 171.07.2023 | 40-800-815-53-5393-000C | 92.42 |
| CC Renovations Zone Electrical | 0 | 9193_2306290000 | 171.08.2023 | 40-800-846-57-5701-000C | 123.72 |
| CC Renovations Zone Electrical | 0 | 9193_2307030000 | 171.08.2023 | 40-800-846-57-5701-000C | 58.48 |
| CC Renovations Zone Electrical | 0 | 9193_2307060000 | 171.08.2023 | 40-800-846-57-5701-000C | 74.78 |
| CC Renovations Zone Electrical | 0 | 9193_2307070000 | 171.08.2023 | 40-800-846-57-5701-000C | 145.63 |
| CC Renovations Zone Electrical | 0 | 9193_2307100000 | 171.08.2023 | 40-800-846-57-5701-000C | 149.04 |
| CC Renovations Zone Electrical | 0 | 9193_2307140000 | 171.08.2023 | 40-800-846-57-5701-000C | 900.00 |
| CC Renovations Zone Electrical | 0 | 9193_2307140000 | 171.08.2023 | 40-800-846-57-5701-000C | 77.77 |
| Circuit Breaker | 0 | 9193_2307180000 | 171.08.2023 | 40-800-846-53-5306-000C | 82.01 |
| CC Renovations Zone Electrical | 0 | 9193_2307190000 | 171.08.2023 | 40-800-846-57-5701-000C | 96.49 |
| Hurley Fountain Replacement | 0 | 9193_2307190000 | 171.08.2023 | 40-800-819-57-5701-000C | 562.50 |
| Hurley Fountain Replacement | 0 | 9193_2307190000 | 171.08.2023 | 40-800-819-57-5701-000C | 34.56 |

Fund **Description**
Vendor No **Vendor Name**

| Line Item Description | Check No | Invoice Number | Batch Number | GL Account Number | Amount |
|--------------------------------|---|-----------------|--------------|-------------------------|-----------|
| Hurley Fountain Replacement | 0 | 9193_2307190000 | 171.08.2023 | 40-800-819-57-5701-000C | 86.34 |
| Zone Spray Paint | 0 | 9193_2307210000 | 171.08.2023 | 40-800-846-57-5701-000C | 41.92 |
| CC Renovations Zone Electrical | 0 | 9193_2307240000 | 171.08.2023 | 40-800-846-57-5701-000C | 13.79 |
| CC Renovations Zone Electrical | 0 | 9193_2307240000 | 171.08.2023 | 40-800-846-57-5701-000C | 104.73 |
| CC Renovations Zone Electrical | 0 | 9193_2307260000 | 171.08.2023 | 40-800-846-57-5701-000C | 86.63 |
| CC Renovations Zone Electrical | 0 | 9193_2307270000 | 171.08.2023 | 40-800-846-57-5701-000C | 177.84 |
| Hurley Fountain Replacement | 0 | 9193_2307270000 | 171.08.2023 | 40-800-819-57-5701-000C | 120.92 |
| Hurley Fountain Replacement | 0 | 9193_2307270000 | 171.08.2023 | 40-800-819-57-5701-000C | 81.08 |
| Hurley Fountain Replacement | 0 | 9193_2307270000 | 171.08.2023 | 40-800-819-57-5701-000C | 224.50 |
| CC Renovations Zone Electrical | 0 | 9193_2307280000 | 171.08.2023 | 40-800-846-57-5701-000C | 199.57 |
| CC Renovations Zone Electrical | 0 | 9292_2307080000 | 171.08.2023 | 40-800-846-57-5701-000C | 175.97 |
| CC Renovations Zone Electrical | 0 | 9292_2307140000 | 171.08.2023 | 40-800-846-57-5701-000C | 596.49 |
| Clocktower HVAC Replacement | 0 | 9292_2307200000 | 171.08.2023 | 40-800-852-53-5393-000C | 17.44 |
| Clocktower HVAC Replacement | 0 | 9292_2307210000 | 171.08.2023 | 40-800-852-53-5393-000C | 925.14 |
| CC Renovations Zone Electrical | 0 | 9292_2307210000 | 171.08.2023 | 40-800-846-57-5701-000C | 36.33 |
| CC Renovations Zone Electrical | 0 | 9292_2307260000 | 171.08.2023 | 40-800-846-57-5701-000C | 35.98 |
| Vendor Total: | | | | | 19,153.76 |
| Fund Total: | | | | | 25,003.92 |
| 60 | Golf Fund | | | | |
| 00269 | Euclid Beverage | | | | |
| CM 10/04/21 Beer | 167299 | Ck 917509 | 162.07.2023 | 60-000-000-14-1412-000C | -59.10 |
| CM 10/19/21 Beer | 167299 | Ck 953401 | 162.07.2023 | 60-000-000-14-1412-000C | -150.00 |
| CM 09/20/22 Beer | 167299 | Ck1537062 | 162.07.2023 | 60-000-000-14-1412-000C | -38.70 |
| Inv# W-3044971 Beer | 167299 | W-3044971 | 162.07.2023 | 60-000-000-14-1412-000C | 273.80 |
| Inv# W-3131042 Beer | 167299 | W-3131042 | 162.07.2023 | 60-000-000-14-1412-000C | 1,438.40 |
| Inv# W-3131293 Beer | 167299 | W-3131293 | 162.07.2023 | 60-000-000-14-1412-000C | 363.00 |
| Inv# W-3134974 Beer | 167311 | W-3134974 | 163.07.2023 | 60-000-000-14-1412-000C | 2,348.00 |
| Inv# W-3134987 Beer | 167311 | W-3134987 | 163.07.2023 | 60-000-000-14-1412-000C | 532.55 |
| Inv# W-3138504 Beer | 167311 | W-3138504 | 163.07.2023 | 60-000-000-14-1412-000C | 1,736.45 |
| Inv# W-3139215 Beer | 167311 | W-3139215 | 163.07.2023 | 60-000-000-14-1412-000C | 118.75 |
| Inv# W-3143625 Beer | 167332 | W-3143625 | 161.08.2023 | 60-000-000-14-1412-000C | 2,905.65 |
| Inv# W-3148019 Beer | 167332 | W-3148019 | 161.08.2023 | 60-000-000-14-1412-000C | 3,285.80 |
| Inv# W-3148030 Beer | 167332 | W-3148030 | 161.08.2023 | 60-000-000-14-1412-000C | 224.00 |
| Inv# W-3151547 Beer | 167350 | W-3151547 | 163.08.2023 | 60-000-000-14-1412-000C | 2,851.70 |
| Inv# W-3156361 Liquor | 167357 | W-3156361 | 164.08.2023 | 60-000-000-14-1412-000C | 4,168.25 |
| Inv# W-3156441 Liquor | 167357 | W-3156441 | 164.08.2023 | 60-000-000-14-1412-000C | 408.00 |
| Inv# W-3681026 Beer | 167367 | W-3681026 | 165.08.2023 | 60-000-000-14-1412-000C | 1,768.70 |
| Vendor Total: | | | | | 22,175.25 |
| 00841 | Schamberger Bros. Inc. | | | | |
| Inv# 1000018400 Beer | 167314 | 1000018400 | 163.07.2023 | 60-000-000-14-1412-000C | 241.50 |
| Inv# 1000021145 Beer | 167335 | 1000021145 | 161.08.2023 | 60-000-000-14-1412-000C | 446.50 |
| Inv# 1000022532 Beer | 167335 | 1000022532 | 161.08.2023 | 60-000-000-14-1412-000C | 325.50 |
| Inv# 1041054 Beer | 167352 | 1041054 | 163.08.2023 | 60-000-000-14-1412-000C | 235.50 |
| Inv# 1041086 Beer | 167368 | 1041086 | 165.08.2023 | 60-000-000-14-1412-000C | 416.50 |
| Vendor Total: | | | | | 1,665.50 |
| 00874 | Southern Glazer's Wine And Spirits, LLC | | | | |
| Inv# 4824712 Liquor | 167304 | 4824712 | 162.07.2023 | 60-000-000-14-1412-000C | 2,442.10 |
| Inv# 4833637 Liquor | 167304 | 4833637 | 162.07.2023 | 60-000-000-14-1412-000C | 1,232.49 |
| Inv# 4843108 Beer | 167315 | 4843108 | 163.07.2023 | 60-000-000-14-1412-000C | 1,135.45 |
| Inv# 4853241 Liquor | 167336 | 4853241 | 161.08.2023 | 60-000-000-14-1412-000C | 921.20 |
| Inv# 4863626 Liquor | 167336 | 4863626 | 161.08.2023 | 60-000-000-14-1412-000C | 1,871.31 |
| Inv# 4873978 Liquor | 167353 | 4873978 | 163.08.2023 | 60-000-000-14-1412-000C | 1,436.56 |
| Inv# 4883966 Liquor | 167353 | 4883966 | 163.08.2023 | 60-000-000-14-1412-000C | 1,830.26 |

| Fund | Description | Vendor No | Vendor Name | Line Item Description | Check No | Invoice Number | Batch Number | GL Account Number | Amount |
|---------------|-------------------------------|-----------|-------------|--|----------|-----------------|--------------|-------------------------|-----------|
| | | | | Inv# 4894008 Liquor | 167361 | 4894008 | 164.08.2023 | 60-000-000-14-1412-000C | 1,411.34 |
| | | | | Inv# 4904417 Liquor | 167369 | 4904417 | 165.08.2023 | 60-000-000-14-1412-000C | 1,366.00 |
| | | | | | | | | | |
| Vendor Total: | | | | | | | | | 13,646.71 |
| 00923 | Superior Beverage Co. Inc. | | | | | | | | |
| | | | | Inv# 335000207 Beer | 167316 | 335000207 | 163.07.2023 | 60-000-000-14-1412-000C | -30.00 |
| | | | | Inv# 567781 Beer | 167306 | 567781 | 162.07.2023 | 60-000-000-14-1412-000C | 366.50 |
| | | | | Inv# 569338 Beer | 167316 | 569338 | 163.07.2023 | 60-000-000-14-1412-000C | 255.20 |
| | | | | Inv# 571323 Beer | 167316 | 571323 | 163.07.2023 | 60-000-000-14-1412-000C | 123.20 |
| | | | | Inv# 573241 Beer | 167337 | 573241 | 161.08.2023 | 60-000-000-14-1412-000C | 352.40 |
| | | | | Inv# 575156 Beer | 167337 | 575156 | 161.08.2023 | 60-000-000-14-1412-000C | 363.90 |
| | | | | Inv# 576508 Beer | 167354 | 576508 | 163.08.2023 | 60-000-000-14-1412-000C | 628.00 |
| | | | | Inv# 579024 Beer | 167362 | 579024 | 164.08.2023 | 60-000-000-14-1412-000C | 308.60 |
| Vendor Total: | | | | | | | | | 2,367.80 |
| 01058 | Chicago Beverage Systems, LLC | | | | | | | | |
| | | | | Inv# 100269628 Beer | 167297 | 100269628 | 162.07.2023 | 60-000-000-14-1412-000C | 1,139.98 |
| | | | | Inv# 100277381 Beer | 167310 | 100277381 | 163.07.2023 | 60-000-000-14-1412-000C | 1,326.06 |
| | | | | Inv# 100281548 Beer | 167327 | 100281548 | 161.08.2023 | 60-000-000-14-1412-000C | 593.75 |
| | | | | Inv# 100285815 Beer | 167327 | 100285815 | 161.08.2023 | 60-000-000-14-1412-000C | 1,117.21 |
| | | | | Inv# 100289905 Beer | 167348 | 100289905 | 163.08.2023 | 60-000-000-14-1412-000C | 93.90 |
| | | | | Inv# 100294122 Liquor | 167356 | 100294122 | 164.08.2023 | 60-000-000-14-1412-000C | 1,722.01 |
| | | | | Inv# 100298219 Beer | 167365 | 100298219 | 165.08.2023 | 60-000-000-14-1412-000C | 670.86 |
| Vendor Total: | | | | | | | | | 6,663.77 |
| 04121 | UMB Bank N.A. | | | | | | | | |
| | | | | AGC Tent Storage Fees | 0 | 0118_2307180000 | 171.08.2023 | 60-000-000-52-5210-000C | 2,794.50 |
| | | | | DirecTv 06/21/23-07/20/23 | 0 | 0134_2306230000 | 171.07.2023 | 60-000-000-52-5211-0000 | 289.99 |
| | | | | DirecTv 07/21/23-08/20/23 | 0 | 0134_2307230000 | 171.08.2023 | 60-000-000-52-5211-0000 | 289.99 |
| | | | | Funeral Service Arrangement | 0 | 0182_2306080000 | 171.07.2023 | 60-000-000-54-5434-000C | 52.66 |
| | | | | Flowers for Employee Get Well | 0 | 0191_2307170000 | 171.08.2023 | 60-000-000-54-5434-000C | 66.67 |
| | | | | Cleaning Supplies | 0 | 0256_2306060000 | 171.07.2023 | 60-612-000-53-5316-000C | 546.57 |
| | | | | Pump System | 0 | 0256_2306090000 | 171.07.2023 | 60-612-000-54-5441-000C | 964.30 |
| | | | | Test Fire Pump | 0 | 0256_2306260000 | 171.07.2023 | 60-000-000-52-5210-000C | 590.00 |
| | | | | Supplies | 0 | 0256_2307020000 | 171.08.2023 | 60-000-000-53-5313-000C | 22.92 |
| | | | | Electrical Supplies | 0 | 0256_2307120000 | 171.08.2023 | 60-000-000-53-5312-000C | 10.00 |
| | | | | Electrical Supplies | 0 | 0256_2307180000 | 171.08.2023 | 60-000-000-53-5312-000C | 69.27 |
| | | | | Equipment | 0 | 0256_2307180000 | 171.08.2023 | 60-612-000-54-5441-000C | 761.63 |
| | | | | Supplies | 0 | 0256_2307240000 | 171.08.2023 | 60-000-000-53-5313-000C | 84.94 |
| | | | | Supplies | 0 | 0256_2307240000 | 171.08.2023 | 60-000-000-53-5313-000C | 186.38 |
| | | | | Building Supplies | 0 | 0256_2307310000 | 171.08.2023 | 60-000-000-53-5313-000C | 977.00 |
| | | | | Wireless Charging Stations | 0 | 0331_2306050000 | 171.07.2023 | 60-000-000-53-5313-000C | 129.98 |
| | | | | Wireless Charging Stations | 0 | 0331_2306050000 | 171.07.2023 | 60-611-912-53-5342-0000 | 91.05 |
| | | | | PGA of America Members Annual Dues | 0 | 0331_2306160000 | 171.07.2023 | 60-000-000-54-5425-000C | 737.00 |
| | | | | PGA of America Members Annual Dues | 0 | 0331_2306190000 | 171.07.2023 | 60-000-000-54-5425-000C | 737.00 |
| | | | | PGA of America Members Annual Dues | 0 | 0331_2306190000 | 171.07.2023 | 60-000-000-54-5425-000C | 737.00 |
| | | | | Golf Cart Keys | 0 | 0331_2306240000 | 171.07.2023 | 60-611-912-53-5342-0000 | 182.40 |
| | | | | Custodial Supplies for Bathroom Trailers | 0 | 0331_2306270000 | 171.07.2023 | 60-000-000-53-5316-000C | 151.26 |
| | | | | Staff Post Event Wrap Up for 4th of July | 0 | 0455_2307050000 | 171.08.2023 | 60-000-000-54-5434-000C | 12.24 |
| | | | | Board Wrap Up Meeting | 0 | 0455_2307050000 | 171.08.2023 | 60-000-000-54-5401-000C | 14.16 |
| | | | | Lights for Arrowhead | 0 | 0538_2307190000 | 171.08.2023 | 60-000-000-53-5312-000C | 232.20 |
| | | | | Light for Arrowhead | 0 | 0538_2307250000 | 171.08.2023 | 60-000-000-53-5312-000C | 9.40 |
| | | | | AGC Music Sirius XM | 0 | 0660_2306010000 | 171.07.2023 | 60-000-000-52-5211-0000 | 62.90 |
| | | | | Tarp for Wedding Site | 0 | 0660_2306010000 | 171.07.2023 | 60-612-901-53-5390-000C | 78.99 |
| | | | | Staff Meeting | 0 | 0660_2306070000 | 171.07.2023 | 60-000-000-54-5434-000C | 12.00 |
| | | | | Buffet Labels | 0 | 0660_2306080000 | 171.07.2023 | 60-612-901-53-5390-000C | 39.90 |
| | | | | Restaurant Supplies | 0 | 0660_2306090000 | 171.07.2023 | 60-612-902-53-5388-000C | 186.98 |

Fund **Description**
Vendor No **Vendor Name**

| Line Item Description | Check No | Invoice Number | Batch Number | GL Account Number | Amount |
|--|----------|-----------------|--------------|-------------------------|--------|
| June AGC Reservation Service | 0 | 0660_2306290000 | 171.07.2023 | 60-000-000-52-5211-0000 | 793.00 |
| AGC Music Sirius XM | 0 | 0660_2307010000 | 171.08.2023 | 60-000-000-52-5211-0000 | 62.90 |
| Staff Name Tags | 0 | 0660_2307170000 | 171.08.2023 | 60-612-901-53-5390-0000 | 285.01 |
| Staff Name Tags | 0 | 0660_2307170000 | 171.08.2023 | 60-612-902-53-5388-0000 | 285.00 |
| Snacks for Marian Park Event | 0 | 0660_2307250000 | 171.08.2023 | 60-000-000-54-5438-0000 | 13.16 |
| Arrowhead Reservation System | 0 | 0660_2307280000 | 171.08.2023 | 60-000-000-52-5211-0000 | 856.00 |
| Staff Meeting | 0 | 0660_2307280000 | 171.08.2023 | 60-000-000-54-5434-0000 | 44.08 |
| Rosatis Pizza Late Night Snack for Wedding | 0 | 0777_2306030000 | 171.07.2023 | 60-612-901-52-5292-0000 | 219.50 |
| Ties/Vests for Banquet Staff | 0 | 0777_2306060000 | 171.07.2023 | 60-612-901-53-5330-0000 | 774.00 |
| Rosatis Pizza Late Night Snack for Wedding | 0 | 0777_2306130000 | 171.07.2023 | 60-612-901-52-5292-0000 | 170.00 |
| Rosatis Pizza Gratuity for Driver | 0 | 0777_2306230000 | 171.07.2023 | 60-612-901-52-5292-0000 | 15.00 |
| Modelo for Wedding | 0 | 0777_2306230000 | 171.07.2023 | 60-000-000-14-1412-0000 | 73.84 |
| Advertising | 0 | 0777_2307070000 | 171.08.2023 | 60-612-415-54-5426-0000 | 100.00 |
| Donuts for Event | 0 | 0777_2307130000 | 171.08.2023 | 60-612-901-52-5292-0000 | 35.96 |
| Rosatis Pizza Wedding Late Night Snack | 0 | 0777_2307150000 | 171.08.2023 | 60-612-901-52-5292-0000 | 219.79 |
| Rosatis Pizza Wedding Late Night Snack | 0 | 0777_2307210000 | 171.08.2023 | 60-612-901-52-5292-0000 | 92.94 |
| Rosatis Pizza Wedding Late Night Snack | 0 | 0777_2307280000 | 171.08.2023 | 60-612-901-52-5292-0000 | 111.00 |
| Rosatis Pizza Wedding Late Night Snack | 0 | 0777_2307280000 | 171.08.2023 | 60-612-901-52-5292-0000 | 78.00 |
| Capri Pizza Wedding Late Night Snack | 0 | 0777_2307290000 | 171.08.2023 | 60-612-901-52-5292-0000 | 120.95 |
| Harland Clarke Checks | 0 | 0793_2306150000 | 171.07.2023 | 60-611-000-52-5214-0000 | 23.11 |
| Harland Clarke Checks | 0 | 0793_2306150000 | 171.07.2023 | 60-612-000-52-5214-0000 | 23.11 |
| Deposit Tickets | 0 | 0793_2307190000 | 171.08.2023 | 60-612-000-52-5214-0000 | 18.95 |
| Bakery Items for Restaurant | 0 | 0892_2305310000 | 171.07.2023 | 60-000-000-14-1415-0000 | 54.86 |
| Restaurant Supplies | 0 | 0892_2306010000 | 171.07.2023 | 60-612-902-53-5388-0000 | 56.69 |
| General Grocery | 0 | 0892_2306020000 | 171.07.2023 | 60-000-000-14-1415-0000 | 53.94 |
| Banquet Supplies | 0 | 0892_2306030000 | 171.07.2023 | 60-612-901-53-5390-0000 | 55.51 |
| General Grocery | 0 | 0892_2306040000 | 171.07.2023 | 60-000-000-14-1415-0000 | 14.95 |
| Restaurant Supplies | 0 | 0892_2306050000 | 171.07.2023 | 60-612-902-53-5388-0000 | 14.98 |
| Banquet Supplies | 0 | 0892_2306050000 | 171.07.2023 | 60-612-901-53-5390-0000 | 76.86 |
| Banquet Supplies | 0 | 0892_2306060000 | 171.07.2023 | 60-612-901-53-5390-0000 | 49.06 |
| General Grocery | 0 | 0892_2306060000 | 171.07.2023 | 60-000-000-14-1415-0000 | 18.36 |
| General Grocery | 0 | 0892_2306060000 | 171.07.2023 | 60-000-000-14-1415-0000 | 14.98 |
| General Grocery | 0 | 0892_2306090000 | 171.07.2023 | 60-000-000-14-1415-0000 | 59.85 |
| Produce | 0 | 0892_2306160000 | 171.07.2023 | 60-000-000-14-1413-0000 | 35.10 |
| Table Line Clips and Pastry Bags for Plating | 0 | 0892_2306190000 | 171.07.2023 | 60-612-901-53-5390-0000 | 69.47 |
| General Grocery | 0 | 0892_2306190000 | 171.07.2023 | 60-000-000-14-1415-0000 | 11.47 |
| Table Line Clips and Pastry Bags for Plating | 0 | 0892_2306230000 | 171.07.2023 | 60-612-901-53-5390-0000 | 21.88 |
| Produce | 0 | 0892_2306250000 | 171.07.2023 | 60-000-000-14-1413-0000 | 21.89 |
| Produce | 0 | 0892_2306300000 | 171.08.2023 | 60-000-000-14-1413-0000 | 33.54 |
| Gelato Bar for Event | 0 | 0892_2307010000 | 171.08.2023 | 60-612-901-52-5292-0000 | 143.76 |
| Gelato Bar for Event | 0 | 0892_2307010000 | 171.08.2023 | 60-612-901-52-5292-0000 | 73.29 |
| Produce | 0 | 0892_2307010000 | 171.08.2023 | 60-000-000-14-1413-0000 | 11.78 |
| Chef Coats for the Kitchen Line | 0 | 0892_2307060000 | 171.08.2023 | 60-612-902-53-5388-0000 | 340.23 |
| Supplies | 0 | 0892_2307170000 | 171.08.2023 | 60-612-901-53-5390-0000 | 190.37 |
| Supplies | 0 | 0892_2307170000 | 171.08.2023 | 60-612-902-53-5388-0000 | 190.37 |
| General Grocery | 0 | 0892_2307220000 | 171.08.2023 | 60-000-000-14-1415-0000 | 132.79 |
| General Grocery | 0 | 0892_2307230000 | 171.08.2023 | 60-000-000-14-1415-0000 | 101.13 |
| Crackers and Pickles for Golf Outing | 0 | 0892_2307240000 | 171.08.2023 | 60-000-000-14-1415-0000 | 65.58 |
| IPad Case for Restaurant | 0 | 0892_2307240000 | 171.08.2023 | 60-612-902-53-5388-0000 | 16.98 |
| Crackers and Pickles for Golf Outing | 0 | 0892_2307260000 | 171.08.2023 | 60-000-000-14-1415-0000 | 18.97 |
| Meat | 0 | 0892_2307260000 | 171.08.2023 | 60-000-000-14-1411-0000 | 6.57 |
| Returned IPad Case | 0 | 0892_2307280000 | 171.08.2023 | 60-612-902-53-5388-0000 | -9.99 |
| Cooking Class Ingredients | 0 | 0892_2307280000 | 171.08.2023 | 60-000-000-14-1415-0000 | 60.35 |
| General Grocery | 0 | 0892_2307280000 | 171.08.2023 | 60-000-000-14-1415-0000 | 19.97 |
| General Grocery | 0 | 0892_2307280000 | 171.08.2023 | 60-000-000-14-1415-0000 | 7.49 |
| Online Course Training Materials | 0 | 0967_2307290000 | 171.08.2023 | 60-612-000-54-5432-0000 | 182.95 |
| Minute Book | 0 | 4600_2306050000 | 171.07.2023 | 60-000-000-53-5302-0000 | 69.86 |
| ASCAP Annual License Fee | 0 | 4600_2306050000 | 171.07.2023 | 60-000-000-54-5425-0000 | 288.34 |

Fund **Description**
Vendor No **Vendor Name**

| Line Item Description | Check No | Invoice Number | Batch Number | GL Account Number | Amount |
|---|----------|-----------------|--------------|-------------------------|-----------|
| CEU's Ex Director Webinar | 0 | 4600_2306140000 | 171.07.2023 | 60-000-000-54-5432-0000 | 2.00 |
| CEU's for Ex Asst for Efficiency Webinar | 0 | 4600_2306140000 | 171.07.2023 | 60-000-000-54-5432-0000 | 2.00 |
| Asst to Director of Spec Facilities Balance of NF 0 | | 4600_2306200000 | 171.07.2023 | 60-000-000-54-5432-0000 | 483.75 |
| Director of Spec Facilities Balance of NRPA Reg 0 | | 4600_2306280000 | 171.07.2023 | 60-000-000-54-5432-0000 | 483.75 |
| Ex Director Balance of NRPA Registration | 0 | 4600_2306280000 | 171.07.2023 | 60-000-000-54-5432-0000 | 161.25 |
| Ex Asst NRPA Balance of Registration | 0 | 4600_2306280000 | 171.07.2023 | 60-000-000-54-5432-0000 | 161.25 |
| Machinery Supplies | 0 | 9060_2306070000 | 171.07.2023 | 60-601-000-53-5315-0000 | 524.45 |
| Wee One Foundation | 0 | 9060_2306080000 | 171.07.2023 | 60-000-000-54-5432-0000 | 45.00 |
| Rosatis Pizza | 0 | 9060_2306130000 | 171.07.2023 | 60-000-000-54-5434-0000 | 332.70 |
| Wee One Foundation | 0 | 9060_2306270000 | 171.07.2023 | 60-000-000-52-5210-0000 | 700.00 |
| Wee One Foundation | 0 | 9060_2306270000 | 171.07.2023 | 60-601-000-53-5335-0000 | 600.00 |
| Wee One Foundation | 0 | 9060_2306270000 | 171.07.2023 | 60-000-000-52-5210-0000 | 150.00 |
| Rosatis Pizza | 0 | 9060_2307190000 | 171.08.2023 | 60-000-000-54-5432-0000 | 424.68 |
| Yelp 05/01/23-05/31/23 | 0 | 9342_2306010000 | 171.07.2023 | 60-611-415-54-5426-0000 | 75.00 |
| CMS Text LLC | 0 | 9342_2306020000 | 171.07.2023 | 60-612-415-54-5426-0000 | 63.90 |
| Here Comes The Guide | 0 | 9342_2306200000 | 171.07.2023 | 60-612-415-54-5426-0000 | 153.00 |
| TheKnot/WeddingPro | 0 | 9342_2306280000 | 171.07.2023 | 60-612-415-54-5426-0000 | 710.00 |
| Yelp | 0 | 9342_2307010000 | 171.08.2023 | 60-611-415-54-5426-0000 | 75.00 |
| CMS Text LLC | 0 | 9342_2307020000 | 171.08.2023 | 60-612-415-54-5426-0000 | 63.90 |
| Here Comes The Guide | 0 | 9342_2307200000 | 171.08.2023 | 60-612-415-54-5426-0000 | 153.00 |
| TheKnot/Weddingwire | 0 | 9342_2307280000 | 171.08.2023 | 60-612-415-54-5426-0000 | 710.00 |
| Vendor Total: | | | | | 24,185.39 |
| 04221 Plug & Pay Technologies | | | | | |
| 06/23 Plug N Pay Gateway Fees | 0 | 063023 | 141.07.2023 | 60-611-000-52-5239-0000 | 318.95 |
| 06/23 Plug N Pay Gateway Fees | 0 | 063023 | 141.07.2023 | 60-612-000-52-5239-0000 | 15.00 |
| 07/23 Plug N Pay Gateway Fees | 0 | 073123 | 141.08.2023 | 60-611-000-52-5239-0000 | 322.50 |
| 07/23 Plug N Pay Gateway Fees | 0 | 073123 | 141.08.2023 | 60-612-000-52-5239-0000 | 15.00 |
| Vendor Total: | | | | | 671.45 |
| 04274 Columbus Data Services LLC | | | | | |
| 06/23 ATM ICHG Trans Service Fees | 0 | 063023 | 141.07.2023 | 60-000-000-52-5214-0000 | 16.23 |
| 07/23 ATM ICHG Trans Service Fee | 0 | 073123 | 141.08.2023 | 60-000-000-52-5214-0000 | 18.43 |
| Vendor Total: | | | | | 34.66 |
| 04287 Global Payments Inc | | | | | |
| 06/23 Merchant CC Processing Fees | 0 | 063023 | 141.07.2023 | 60-611-000-52-5239-0000 | 9,354.68 |
| 06/23 Merchant CC Processing Fees | 0 | 063023 | 141.07.2023 | 60-612-000-52-5239-0000 | 26.89 |
| 07/23 Merchant CC Processing Fees | 0 | 073123 | 141.08.2023 | 60-611-000-52-5239-0000 | 9,671.55 |
| 07/23 Merchant CC Processing Fees | 0 | 073123 | 141.08.2023 | 60-612-000-52-5239-0000 | 36.48 |
| Vendor Total: | | | | | 19,089.60 |
| 04292 American Express | | | | | |
| 06/23 Merchant CC Processing Fees | 0 | 063023 | 141.07.2023 | 60-611-000-52-5239-0000 | 730.83 |
| 07/23 Merchant CC Processing Fees | 0 | 073123 | 141.08.2023 | 60-611-000-52-5239-0000 | 1,319.89 |
| Vendor Total: | | | | | 2,050.72 |
| 04374 Wheaton Bank and Trust Company | | | | | |
| To Record ATM Replenishment out of the WB& 0 | | 071123ATM | 141.07.2023 | 60-000-000-10-1011-0000 | 16,000.00 |
| To Record ATM Replenishment out of the WB& 0 | | 081523ATM | 141.08.2023 | 60-000-000-10-1011-0000 | 16,000.00 |
| Vendor Total: | | | | | 32,000.00 |
| 05134 SpotOn | | | | | |
| To Record Credit Card Fees out of the WB&T or 0 | | 070323 | 141.07.2023 | 60-612-000-52-5239-0000 | 9,629.00 |
| To Record Credit Card Fees out of the WB&T or 0 | | 073123 | 141.08.2023 | 60-612-000-52-5239-0000 | 9,439.21 |
| Vendor Total: | | | | | 19,068.21 |

Fund **Description**
Vendor No **Vendor Name**

| Line Item Description | Check No | Invoice Number | Batch Number | GL Account Number | Amount |
|---|----------|-----------------|--------------|-------------------------|------------|
| 05816 Breakthru Beverage Illinois, LLC | | | | | |
| Inv# 111003087 Liquor | 167296 | 111003087 | 162.07.2023 | 60-000-000-14-1412-000C | 5,829.21 |
| Inv# 111085186 Liquor | 167296 | 111085186 | 162.07.2023 | 60-000-000-14-1412-000C | 1,501.00 |
| Inv# 111088367 Liquor | 167296 | 111088367 | 162.07.2023 | 60-000-000-14-1412-000C | 1,979.66 |
| Inv# 111208085 Liquor | 167309 | 111208085 | 163.07.2023 | 60-000-000-14-1412-000C | 3,048.40 |
| Inv# 111307256 Liquor | 167326 | 111307256 | 161.08.2023 | 60-000-000-14-1412-000C | 2,686.74 |
| Inv# 111410225 Liquor | 167326 | 111410225 | 161.08.2023 | 60-000-000-14-1412-000C | 3,469.67 |
| Inv# 111565534 Liquor | 167347 | 111565534 | 163.08.2023 | 60-000-000-14-1412-000C | 2,698.20 |
| Inv# 111616892 Liquor | 167364 | 111616892 | 165.08.2023 | 60-000-000-14-1412-000C | 845.00 |
| Inv# 111720014 Liquor | 167364 | 111720014 | 165.08.2023 | 60-000-000-14-1412-000C | 3,099.89 |
| Inv# 111818861 Liquor | 167364 | 111818861 | 165.08.2023 | 60-000-000-14-1412-000C | 1,272.01 |
| Vendor Total: | | | | | 26,429.78 |
| 06279 Paylocity Corporation | | | | | |
| 07/14/2023 Payroll Processing | 0 | 111926375 | 141.07.2023 | 60-000-000-52-5211-0000 | 1,398.11 |
| 07/28/2023 Payroll Processing | 0 | 111949754 | 141.07.2023 | 60-000-000-52-5211-0000 | 2,232.65 |
| 08/11/2023 Payroll Processing | 0 | 111972834 | 141.08.2023 | 60-000-000-52-5211-0000 | 728.37 |
| 08/25/2023 Payroll Processing | 0 | 111995592 | 141.08.2023 | 60-000-000-52-5211-0000 | 2,833.84 |
| Vendor Total: | | | | | 7,192.97 |
| 06712 FDS Holdings Inc. | | | | | |
| 06/23 Cardconnect Gateway Fees | 0 | 063023 | 141.07.2023 | 60-612-901-52-5239-000C | 5,097.90 |
| 07/23 Cardconnect Gateway Fees | 0 | 073123 | 141.08.2023 | 60-612-901-52-5239-000C | 3,658.32 |
| Vendor Total: | | | | | 8,756.22 |
| 07249 Spica, Kevin | | | | | |
| AGC 07/21/23 Live Music | 167305 | 072123 | 162.07.2023 | 60-612-902-52-5225-000C | 350.00 |
| Vendor Total: | | | | | 350.00 |
| 07312 Whalen, Peter | | | | | |
| 08/18/23 AGC Live Music | 167355 | 081823 | 163.08.2023 | 60-612-902-52-5225-000C | 225.00 |
| Vendor Total: | | | | | 225.00 |
| Fund Total: | | | | | 186,573.03 |
| 70 Information Technology | | | | | |
| 04121 UMB Bank N.A. | | | | | |
| Adobe License for HR Manager | 0 | 0082_2306020000 | 171.07.2023 | 70-000-000-52-5240-000C | 38.65 |
| Adobe License Renewal | 0 | 0082_2307210000 | 171.08.2023 | 70-000-000-52-5240-000C | 8,469.12 |
| Go Daddy | 0 | 0959_2306250000 | 171.07.2023 | 70-000-000-52-5240-000C | 44.34 |
| Vendor Total: | | | | | 8,552.11 |
| 05134 SpotOn | | | | | |
| To Record Cloud Subscription Fee out of the WF 0 | | 070623 | 141.07.2023 | 70-000-000-52-5240-000C | 459.50 |
| To Record Cloud Subscription Fee out of the WF 0 | | 080723 | 141.08.2023 | 70-000-000-52-5240-000C | 459.50 |
| Vendor Total: | | | | | 919.00 |
| Fund Total: | | | | | 9,471.11 |
| 75 Health Insurance | | | | | |
| 06725 Health Care Service Corporation | | | | | |
| WDSRA% Insurance for August 2023 | 0 | 080123 | 161.08.2023 | 75-000-000-12-1222-000C | 373.90 |
| Foundation% Insurance for August 2023 | 0 | 080123 | 161.08.2023 | 75-000-000-12-1221-000C | 214.90 |
| Retiree Health/Dental Insurance for August 2023 0 | | 080123 | 161.08.2023 | 75-000-000-21-2137-000C | 4,931.56 |
| Employee Health and Dental Insurance for Augu 0 | | 080123 | 161.08.2023 | 75-000-000-52-5231-000C | 144,828.00 |
| Foundation % Insurance for September 2023 | 0 | 090123 | 161.09.2023 | 75-000-000-12-1221-000C | 214.90 |

Fund **Description**
Vendor No **Vendor Name**

| Line Item Description | Check No | Invoice Number | Batch Number | GL Account Number | Amount |
|---|----------|----------------|--------------|-------------------------|--------------|
| Employee Health and Dental for September 2023: 0 | | 090123 | 161.09.2023 | 75-000-000-52-5231-0000 | 141,171.65 |
| WDSRA % Insurance for September 2023 0 | | 090123 | 161.09.2023 | 75-000-000-12-1222-0000 | 373.90 |
| Retiree Health & Dental Insurance for September 0 | | 090123 | 161.09.2023 | 75-000-000-21-2137-0000 | 4,931.56 |
| Vendor Total: | | | | | 297,040.37 |
| Fund Total: | | | | | 297,040.37 |
| Report Total: | | | | | 1,044,299.42 |

Accounts Payable

Checks Approval Document

User: rtucker
Printed: 9/12/2023 - 3:01 PM



Wheaton Park District


Board of Commissioners Report From the Period Beginning July 12, 2023 and Ending September 12, 2023.


| Fund | Description | Amount |
|------|------------------------|------------|
| 10 | General | 188,043.15 |
| 20 | Recreation | 843,335.92 |
| 21 | Special Recreation | 135,312.45 |
| 22 | Cosley Zoo | 28,922.82 |
| 23 | Liability | 77,577.10 |
| 24 | Audit | 21,000.00 |
| 40 | Capital Projects | 328,874.33 |
| 60 | Golf Fund | 610,148.98 |
| 70 | Information Technology | 51,490.29 |
| 75 | Health Insurance | 8,398.30 |

Report Total: 2,293,103.34

To the Board of Commissioners

The payment of the above listed accounts has been accepted by the Park District Board of Commissioners at their meeting held on September 20, 2023.


(Treasurer)


(Secretary)

Accounts Payable

Checks Approval List

User: rtucker
Printed: 9/12/2023 - 3:03 PM



Wheaton Park District

Board of Commissioners Report From the Period Beginning July 12, 2023 and Ending September 12, 2023.

Fund **Description**
Vendor No **Vendor Name**

| Line | Item Description | Check No | Invoice Number | Batch Number | GL Account Number | Amount |
|---------------|---|----------|----------------|--------------|-------------------------|----------|
| 10 | General | | | | | |
| 00019 | Alarm Detection Systems | | | | | |
| | Prairie Alarm Monitoring Aug thru Oct | 225735 | 145040-1041 | 074.07.2023 | 10-101-856-52-5211-0000 | 219.00 |
| | Bandshell Alarm Monitoring Aug thru Oct | 225735 | 145040-1041 | 074.07.2023 | 10-101-000-52-5211-1904 | 189.00 |
| | PSC Alarm Monitoring Aug thru Oct | 225735 | 145040-1041 | 074.07.2023 | 10-101-000-52-5211-0000 | 189.00 |
| | DHM Alarm Monitoring Aug thru Oct | 225735 | 145040-1041 | 074.07.2023 | 10-101-854-52-5211-0000 | 189.00 |
| Vendor Total: | | | | | | 786.00 |
| 00021 | Alexander Equipment Co. Inc. | | | | | |
| | Chainsaw Inspection Service LM | 226130 | 200697 | 085.08.2023 | 10-101-000-52-5210-0000 | 109.45 |
| Vendor Total: | | | | | | 109.45 |
| 00042 | Anderson Elevator Co. | | | | | |
| | PSC Monthly Elevator Maintenance | 225584 | INV-74677-R9C3 | 072.07.2023 | 10-101-000-52-5211-0000 | 160.00 |
| | DHM Monthly Elevator Maintenance | 225584 | INV-74678-N2Z6 | 072.07.2023 | 10-101-854-52-5211-0000 | 220.00 |
| | Museum Elevator Repair | 225911 | INV-75050-K8Y4 | 082.08.2023 | 10-101-854-52-5210-0000 | 693.00 |
| | PSC Monthly Elevator Inspection | 225987 | INV-75882-L6L2 | 083.08.2023 | 10-101-000-52-5211-0000 | 160.00 |
| | DHM Monthly Elevator Inspection | 225987 | INV-75883-R7J6 | 083.08.2023 | 10-101-854-52-5211-0000 | 220.00 |
| Vendor Total: | | | | | | 1,453.00 |
| 00043 | Anderson Pest Solutions | | | | | |
| | Prairie Pest Control | 225815 | 48863024 | 081.08.2023 | 10-101-856-52-5211-0000 | 87.00 |
| | Prairie Pest Control | 226217 | 49857217 | 091.09.2023 | 10-101-856-52-5211-0000 | 87.00 |
| Vendor Total: | | | | | | 174.00 |
| 00057 | Armbrust Plumbing & Air Conditioning Inc. | | | | | |
| | Backflow Valve Inspection Prairie | 225587 | 57727006 | 072.07.2023 | 10-101-856-52-5210-0000 | 380.00 |
| | Backflow Valve Inspection Graf | 225587 | 57732348 | 072.07.2023 | 10-101-000-52-5210-0000 | 95.00 |
| | Failed RPZ Inspection Repair Rotary | 225740 | 58737973 | 074.07.2023 | 10-101-000-52-5210-0000 | 1,475.00 |
| Vendor Total: | | | | | | 1,950.00 |
| 00068 | AT&T Mobility | | | | | |
| | 234-8452 Parks Tablet 21 061823-071723 | 225817 | 877051597_0723 | 081.08.2023 | 10-101-000-52-5265-0000 | 23.24 |
| | 386-1562 Parks Dept 061823-071723 | 225817 | 877051597_0723 | 081.08.2023 | 10-101-000-52-5265-0000 | 8.05 |
| | 386-1616 Parks Dept 061823-071723 | 225817 | 877051597_0723 | 081.08.2023 | 10-101-000-52-5265-0000 | 5.79 |
| | 464-0161 R. Sperl 061823-071723 | 225817 | 877051597_0723 | 081.08.2023 | 10-101-000-52-5265-0000 | 73.95 |
| | 639-8267 Parks Dept 061823-071723 | 225817 | 877051597_0723 | 081.08.2023 | 10-101-000-52-5265-0000 | 5.53 |
| | 639-8599 Parks Dept 061823-071723 | 225817 | 877051597_0723 | 081.08.2023 | 10-101-000-52-5265-0000 | 73.95 |
| | 639-8783 K. Flynn 061823-071723 | 225817 | 877051597_0723 | 081.08.2023 | 10-101-000-52-5265-0000 | 73.95 |
| | 917-4832 P. Stanczak 061823-071723 | 225817 | 877051597_0723 | 081.08.2023 | 10-101-000-52-5265-0000 | -26.05 |
| | 945-7726 M. Benard 061823-071723 | 225817 | 877051597_0723 | 081.08.2023 | 10-000-000-52-5265-0000 | 73.95 |
| | 300-4503 D. Siciliano 061823-071723 | 225817 | 877051597_0723 | 081.08.2023 | 10-000-000-52-5265-0000 | 73.94 |
| | 234-2925 Martha H. 051823-071723 | 225817 | 877051597_0723 | 081.08.2023 | 10-419-000-52-5265-0000 | 48.69 |
| | 346-9175 Marketing Tablet 7 061823-071723 | 225817 | 877051597_0723 | 081.08.2023 | 10-000-415-52-5265-0000 | 31.06 |
| | 251-5866 Events Tablet 10 061823-071723 | 225817 | 877051597_0723 | 081.08.2023 | 10-000-415-52-5265-0000 | 31.06 |
| | 251-8452 Tablet 11 Events 061823-071723 | 225817 | 877051597_0723 | 081.08.2023 | 10-000-415-52-5265-0000 | 31.06 |
| | 234-1025 Parks Tablet 8 061823-071723 | 225817 | 877051597_0723 | 081.08.2023 | 10-101-000-52-5265-0000 | 31.06 |
| | 815-6705 Events iPad 061823-071723 | 225817 | 877051597_0723 | 081.08.2023 | 10-000-416-52-5265-1900 | 23.24 |

Fund
Vendor No

Description
Vendor Name

| Line Item Description | Check No | Invoice Number | Batch Number | GL Account Number | Amount |
|---|----------|-------------------|--------------|-------------------------|----------|
| 815-6706 Events iPad 061823-071723 | 225817 | 877051597_0723 | 081.08.2023 | 10-000-416-52-5265-190€ | 23.24 |
| 815-6707 Events iPad 061823-071723 | 225817 | 877051597_0723 | 081.08.2023 | 10-000-416-52-5265-190€ | 23.24 |
| 240-0798 Hot Spot 1 Events 061823-071723 | 225817 | 877051597_0723 | 081.08.2023 | 10-000-415-52-5265-000€ | 43.23 |
| 234-8725 Lauren C 061823-071723 | 225817 | 877051597_0723 | 081.08.2023 | 10-000-415-52-5265-000€ | 73.94 |
| 815-1067 Sandra S. 061823-071723 | 225817 | 877051597_0723 | 081.08.2023 | 10-419-000-52-5265-000€ | 48.70 |
| 386-1562 Parks Dept 071823-081723 | 226219 | 877051597_0823 | 091.09.2023 | 10-101-000-52-5265-000€ | 11.32 |
| 386-1616 Parks Dept 071823-081723 | 226219 | 877051597_0823 | 091.09.2023 | 10-101-000-52-5265-000€ | 7.44 |
| 464-0161 R. Sperl 071823-081723 | 226219 | 877051597_0823 | 091.09.2023 | 10-101-000-52-5265-000€ | 73.95 |
| 639-8267 Parks Dept 071823-081723 | 226219 | 877051597_0823 | 091.09.2023 | 10-101-000-52-5265-000€ | 5.53 |
| 639-8599 Parks Dept 071823-081723 | 226219 | 877051597_0823 | 091.09.2023 | 10-101-000-52-5265-000€ | 73.95 |
| 639-8783 K. Flynn 071823-081723 | 226219 | 877051597_0823 | 091.09.2023 | 10-101-000-52-5265-000€ | 73.95 |
| 917-4832 P. Stanczak 071823-081723 | 226219 | 877051597_0823 | 091.09.2023 | 10-101-000-52-5265-000€ | 73.95 |
| 945-7726 M. Benard 071823-081723 | 226219 | 877051597_0823 | 091.09.2023 | 10-000-000-52-5265-000€ | 73.95 |
| 300-4503 D. Siciliano 071823-081723 | 226219 | 877051597_0823 | 091.09.2023 | 10-000-000-52-5265-000€ | 73.94 |
| 346-9175 Marketing Tablet 7 071823-081723 | 226219 | 877051597_0823 | 091.09.2023 | 10-000-415-52-5265-000€ | 31.06 |
| 251-5866 Events Tablet 10 071823-081723 | 226219 | 877051597_0823 | 091.09.2023 | 10-000-415-52-5265-000€ | 31.06 |
| 251-8452 Tablet 11 Events 071823-081723 | 226219 | 877051597_0823 | 091.09.2023 | 10-000-415-52-5265-000€ | 31.06 |
| 234-1025 Parks Tablet 8 071823-081723 | 226219 | 877051597_0823 | 091.09.2023 | 10-101-000-52-5265-000€ | 31.06 |
| 234-2925 Martha H. 071823-081723 | 226219 | 877051597_0823 | 091.09.2023 | 10-419-000-52-5265-000€ | 48.69 |
| 240-0798 Hot Spot 1 Events 071823-081723 | 226219 | 877051597_0823 | 091.09.2023 | 10-000-415-52-5265-000€ | 43.23 |
| 234-8725 Lauren C 071823-081723 | 226219 | 877051597_0823 | 091.09.2023 | 10-000-415-52-5265-000€ | 73.94 |
| 234-8452 Parks Tablet 21 071823-081723 | 226219 | 877051597_0823 | 091.09.2023 | 10-101-000-52-5265-000€ | 23.24 |
| 815-6705 Events iPad 071823-081723 | 226219 | 877051597_0823 | 091.09.2023 | 10-000-416-52-5265-190€ | 23.24 |
| 815-6706 Events iPad 071823-081723 | 226219 | 877051597_0823 | 091.09.2023 | 10-000-416-52-5265-190€ | 23.24 |
| 815-6707 Events iPad 071823-081723 | 226219 | 877051597_0823 | 091.09.2023 | 10-000-416-52-5265-190€ | 23.24 |
| 815-1067 Sandra S. 071823-081723 | 226219 | 877051597_0823 | 091.09.2023 | 10-419-000-52-5265-000€ | 48.70 |
| Vendor Total: | | | | | 1,694.56 |
| 00070 AT&T Internet | | | | | |
| Parks 1000 Manchester Rd 070223-080123 | 225589 | 327168134_0823 | 072.07.2023 | 10-101-000-52-5262-000€ | 119.93 |
| Parks 1000 Manchester Rd 080223-090123 | 225990 | 327168134_0923 | 083.08.2023 | 10-101-000-52-5262-000€ | 109.94 |
| Prarie 855 W Prairie Ave 060823-070723 Late F | 225667 | 327242595_0723-LF | 073.07.2023 | 10-000-856-52-5262-000€ | 9.99 |
| Prarie 855 W Prairie Ave 070823-080723 | 225667 | 327242595_0823 | 073.07.2023 | 10-000-856-52-5262-000€ | 109.94 |
| Prarie 855 W Prairie Ave 080823-090723 | 226065 | 327242595_0923 | 084.08.2023 | 10-000-856-52-5262-000€ | 109.94 |
| Vendor Total: | | | | | 459.74 |
| 00164 Carol Stream Lawn and Power | | | | | |
| Parts | 225594 | 500066 | 072.07.2023 | 10-101-000-53-5315-000€ | 299.94 |
| PSC 53313 CH1904 | 225674 | 500475 | 073.07.2023 | 10-101-000-53-5315-000€ | 6.16 |
| Oil | 225917 | 501493 | 082.08.2023 | 10-101-000-53-5348-000€ | 297.11 |
| Vendor Total: | | | | | 603.21 |
| 00192 City of Wheaton | | | | | |
| Summer Entertainment Series 062323-062423 | 225748 | 512157 | 074.07.2023 | 10-000-416-52-5241-190€ | 1,294.40 |
| July 3 Police Patrol Fees | 225748 | 512178 | 074.07.2023 | 10-000-416-52-5241-190€ | 1,222.48 |
| July Board Meeting Cust# 9025 | 225827 | 512195 | 081.08.2023 | 10-000-000-54-5401-000€ | 108.33 |
| SES 071423-071523 Cust# 9025 | 225827 | 512207 | 081.08.2023 | 10-000-416-52-5241-190€ | 1,420.22 |
| Brew and Seltzer Fest | 226150 | 512274 | 085.08.2023 | 10-000-416-52-5241-190€ | 1,875.72 |
| Summer Entertainment Series 08/11/23-08/12/23 | 226225 | 512289 | 091.09.2023 | 10-000-416-52-5241-190€ | 1,366.28 |
| Amphitheater 070123-093023 | 225596 | WH6241_0923 | 072.07.2023 | 10-101-000-52-5211-1904 | 255.00 |
| DC Hist Museum 070123-093023 | 225596 | WH6619_0923 | 072.07.2023 | 10-101-854-52-5211-0000 | 255.00 |
| 855 W Prairie Ave 070123-093023 | 225596 | WH6661_0923 | 072.07.2023 | 10-101-856-52-5211-0000 | 255.00 |
| Parks & Planning 070123-093023 | 225596 | WH6921_0923 | 072.07.2023 | 10-101-000-52-5211-0000 | 255.00 |
| Vendor Total: | | | | | 8,307.43 |
| 00193 City of Wheaton | | | | | |
| Prairie Path Park 060623-070723 | 225749 | 0004420000_0723 | 074.07.2023 | 10-000-000-52-5264-000€ | 22.29 |

Fund **Description**
Vendor No **Vendor Name**

| Line Item Description | Check No | Invoice Number | Batch Number | GL Account Number | Amount |
|---|----------|-----------------|--------------|-------------------------|----------|
| Prairie Path Park 070723-080823 | 226151 | 0004420000_0823 | 085.08.2023 | 10-000-000-52-5264-000C | 22.29 |
| Hurley Park 060623-070723 | 225749 | 0021856000_0723 | 074.07.2023 | 10-000-000-52-5264-000C | 22.29 |
| Hurley Park 070723-080823 | 226151 | 0021856000_0823 | 085.08.2023 | 10-000-000-52-5264-000C | 22.29 |
| Parks & Planning 060523-070623 | 225749 | 0029220000_0723 | 074.07.2023 | 10-101-000-52-5264-000C | 225.26 |
| Parks & Planning 070623-080723 | 226151 | 0029220000_0823 | 085.08.2023 | 10-101-000-52-5264-000C | 261.26 |
| W W Stevens Park 060523-070623 | 225749 | 0055220100_0723 | 074.07.2023 | 10-000-000-52-5264-000C | 20.89 |
| W W Stevens Park 070623-080723 | 226151 | 0055220100_0823 | 085.08.2023 | 10-000-000-52-5264-000C | 20.89 |
| 855 Prairie 060523-070623 | 225749 | 0310060201_0723 | 074.07.2023 | 10-000-856-52-5264-000C | 482.28 |
| 855 Prairie 070623-080723 | 226151 | 0310060201_0823 | 085.08.2023 | 10-000-856-52-5264-000C | 511.08 |
| Central Pk 060523-070623 | 225749 | 0366270000_0723 | 074.07.2023 | 10-000-000-52-5264-000C | 22.29 |
| Central Pk 070623-080723 | 226151 | 0366270000_0823 | 085.08.2023 | 10-000-000-52-5264-000C | 22.29 |
| Kelly Park/Edison 060623-070723 | 225749 | 0370840000_0723 | 074.07.2023 | 10-000-000-52-5264-000C | 63.05 |
| Kelly Park/Edison 070723-080823 | 226151 | 0370840000_0823 | 085.08.2023 | 10-000-000-52-5264-000C | 63.05 |
| DC Hist Museum 060523-070623 | 225749 | 0396760000_0723 | 074.07.2023 | 10-000-000-52-5264-000C | 45.28 |
| DC Hist Museum 060523-070623 | 225749 | 0396760000_0723 | 074.07.2023 | 10-430-000-52-5264-000C | 19.40 |
| DC Hist Museum 070623-080723 | 226151 | 0396760000_0823 | 085.08.2023 | 10-430-000-52-5264-000C | 17.24 |
| DC Hist Museum 070623-080723 | 226151 | 0396760000_0823 | 085.08.2023 | 10-000-000-52-5264-000C | 40.24 |
| Northside Park 060523-070623 | 225749 | 0402460000_0723 | 074.07.2023 | 10-000-000-52-5264-000C | 221.45 |
| Northside Park 070623-080723 | 226151 | 0402460000_0823 | 085.08.2023 | 10-000-000-52-5264-000C | 214.25 |
| Memorial Park 060523-070623 | 225749 | 0417770200_0723 | 074.07.2023 | 10-000-000-52-5264-000C | 1,182.86 |
| Memorial Park 070623-080723 | 226151 | 0417770200_0823 | 085.08.2023 | 10-000-000-52-5264-000C | 729.26 |
| Seven Gables Park 060623-070723 | 225749 | 0500620100_0723 | 074.07.2023 | 10-000-000-52-5264-000C | 115.08 |
| Seven Gables Park 070723-080823 | 226151 | 0500620100_0823 | 085.08.2023 | 10-000-000-52-5264-000C | 107.88 |
| Scottdale Park 060623-070723 | 225749 | 0551600000_0723 | 074.07.2023 | 10-000-000-52-5264-000C | 20.89 |
| Scottdale Park 070723-080823 | 226151 | 0551600000_0823 | 085.08.2023 | 10-000-000-52-5264-000C | 20.89 |
| Briar Patch Park 060623-070723 | 225749 | 0642091600_0723 | 074.07.2023 | 10-000-000-52-5264-000C | 20.89 |
| Briar Patch Park 070723-080823 | 226151 | 0642091600_0823 | 085.08.2023 | 10-000-000-52-5264-000C | 20.89 |
| Briar Patch Park 060623-070723 | 225749 | 0642091700_0723 | 074.07.2023 | 10-000-000-52-5264-000C | 79.76 |
| Briar Patch Park 070723-080823 | 226151 | 0642091700_0823 | 085.08.2023 | 10-000-000-52-5264-000C | 57.48 |
| Triangle Park 060523-070623 | 225749 | 0666060100_0723 | 074.07.2023 | 10-000-000-52-5264-000C | 22.29 |
| Triangle Park 070623-080723 | 226151 | 0666060100_0823 | 085.08.2023 | 10-000-000-52-5264-000C | 22.29 |
| Hillside Park 060623-070723 | 225749 | 0670480200_0723 | 074.07.2023 | 10-000-000-52-5264-000C | 20.89 |
| Hillside Park 070723-080823 | 226151 | 0670480200_0823 | 085.08.2023 | 10-000-000-52-5264-000C | 20.89 |
| Sunnyside Park 060623-070723 | 225749 | 0674020000_0723 | 074.07.2023 | 10-000-000-52-5264-000C | 20.89 |
| Sunnyside Park 070723-080823 | 226151 | 0674020000_0823 | 085.08.2023 | 10-000-000-52-5264-000C | 20.89 |
| Hoffman Park 060523-070623 | 225749 | 0693200000_0723 | 074.07.2023 | 10-000-000-52-5264-000C | 20.89 |
| Hoffman Park 070623-080723 | 226151 | 0693200000_0823 | 085.08.2023 | 10-000-000-52-5264-000C | 20.89 |
| Briarknoll Park 060623-070723 | 225749 | 0922450100_0723 | 074.07.2023 | 10-000-000-52-5264-000C | 20.89 |
| Briarknoll Park 070723-080823 | 226151 | 0922450100_0823 | 085.08.2023 | 10-000-000-52-5264-000C | 20.89 |
| Vendor Total: | | | | | 4,906.94 |
| 00243 DuPage County Public Works | | | | | |
| Briar Patch Park 040523-060623 | 225759 | 15519513_0623 | 074.07.2023 | 10-000-000-52-5264-000C | 47.79 |
| Vendor Total: | | | | | 47.79 |
| 00334 Gordon Food Service | | | | | |
| Inv# 960083519 Parks Coffee | 225767 | 960083519 | 074.07.2023 | 10-101-000-53-5302-000C | 262.26 |
| Vendor Total: | | | | | 262.26 |
| 00335 W W Grainger Inc | | | | | |
| Pipe Camera System | 226207 | 9791949102 | 085.08.2023 | 10-101-000-53-5306-000C | 1,969.63 |
| Vendor Total: | | | | | 1,969.63 |
| 00387 Haggerty Ford | | | | | |
| PSC 54075 Truck 1193 | 226017 | 12530 | 083.08.2023 | 10-101-000-53-5315-000C | 146.32 |
| Vendor Total: | | | | | 146.32 |

Fund **Description**
Vendor No **Vendor Name**

| Line Item Description | Check No | Invoice Number | Batch Number | GL Account Number | Amount |
|--|----------|-----------------|--------------|-------------------------|-----------------|
| 00406 Commonwealth Edison | | | | | |
| Seven Gables 061223-071223 | 225680 | 8679428014_0723 | 073.07.2023 | 10-000-000-52-5260-000C | 15.93 |
| Seven Gables 071223-081023 | 226074 | 8679428014_0823 | 084.08.2023 | 10-000-000-52-5260-000C | 19.79 |
| | | | | Vendor Total: | 35.72 |
| 00417 Constellation NewEnergy Inc | | | | | |
| Main Street Tennis Lighting 060723-070723 | 225682 | 0081092079_0723 | 073.07.2023 | 10-000-000-52-5260-000C | 24.53 |
| Main Street Tennis Lighting 070723-080723 | 226004 | 0081092079_0823 | 083.08.2023 | 10-000-000-52-5260-000C | 25.28 |
| Parks & Planning 061323-071323 | 225682 | 1785163109_0723 | 073.07.2023 | 10-101-000-52-5260-000C | 877.79 |
| Parks & Planning 071323-081123 | 226075 | 1785163109_0823 | 084.08.2023 | 10-101-000-52-5260-000C | 917.19 |
| Overpass Bridge 061423-071423 | 225752 | 2115116037_0723 | 074.07.2023 | 10-000-000-52-5260-000C | 62.44 |
| Overpass Bridge 071423-081423 | 226156 | 2115116037_0823 | 085.08.2023 | 10-000-000-52-5260-000C | 67.24 |
| Northside Park 061423-071423 | 225752 | 2423026020_0723 | 074.07.2023 | 10-000-000-52-5260-000C | 84.14 |
| Northside Park 071423-081423 | 226156 | 2423026020_0823 | 085.08.2023 | 10-000-000-52-5260-000C | 87.31 |
| C L Herrick Park 061523-071723 | 225752 | 6703043016_0723 | 074.07.2023 | 10-000-000-52-5260-000C | 47.11 |
| C L Herrick Park 071723-081523 | 226156 | 6703043016_0823 | 085.08.2023 | 10-000-000-52-5260-000C | 45.62 |
| Northside Park 062123-072123 | 225830 | 7203024021_0723 | 081.08.2023 | 10-000-000-52-5260-000C | 515.01 |
| Northside Park 072123-082123 | 226156 | 7203024021_0823 | 085.08.2023 | 10-000-000-52-5260-000C | 515.49 |
| Briar Patch Park 060923-071123 | 225682 | 7671244006_0723 | 073.07.2023 | 10-000-000-52-5260-000C | 49.83 |
| Hurley Park 061223-071223 | 225682 | 7928415004_0723 | 073.07.2023 | 10-000-000-52-5260-000C | 23.67 |
| Northside Park 061423-071423 | 225752 | 8351597001_0723 | 074.07.2023 | 10-000-000-52-5260-000C | 150.35 |
| Northside Park 071423-081423 | 226156 | 8351597001_0823 | 085.08.2023 | 10-000-000-52-5260-000C | 281.21 |
| 855 Prairie 061423-071723 | 225752 | 8603078055_0723 | 074.07.2023 | 10-000-856-52-5260-000C | 832.42 |
| 855 Prairie 071723-081423 | 226156 | 8603078055_0823 | 085.08.2023 | 10-000-856-52-5260-000C | 773.43 |
| Seven Gables Park 061223-071223 | 225682 | 8679427008_0723 | 073.07.2023 | 10-000-000-52-5260-000C | 79.75 |
| DC History Museum 060723-070723 | 225682 | 8843216006_0723 | 073.07.2023 | 10-430-000-52-5260-000C | 442.78 |
| DC History Museum 060723-070723 | 225682 | 8843216006_0723 | 073.07.2023 | 10-000-000-52-5260-000C | 1,033.14 |
| DC History Museum 070723-080723 | 226004 | 8843216006_0823 | 083.08.2023 | 10-430-000-52-5260-000C | 464.38 |
| DC History Museum 070723-080723 | 226004 | 8843216006_0823 | 083.08.2023 | 10-000-000-52-5260-000C | 1,083.54 |
| Memorial Park 060723-070723 | 225682 | 8843562003_0723 | 073.07.2023 | 10-000-000-52-5260-000C | 23.21 |
| Memorial Park 070723-080723 | 226004 | 8843562003_0823 | 083.08.2023 | 10-000-000-52-5260-000C | 23.21 |
| | | | | Vendor Total: | 8,530.07 |
| 00615 MENARDS WEST CHICAGO | | | | | |
| Float Supplies | 225781 | 76635 | 074.07.2023 | 10-101-000-53-5314-000C | 431.69 |
| Graf Press Box | 225946 | 78492 | 082.08.2023 | 10-101-000-53-5314-000C | 524.20 |
| Recycling Box | 226027 | 78932 | 083.08.2023 | 10-000-113-53-5359-000C | 318.60 |
| Graf Scoreboard | 226254 | 80083 | 091.09.2023 | 10-101-000-53-5314-000C | 654.42 |
| Graf Scoreboard | 226254 | 80162 | 091.09.2023 | 10-101-000-53-5314-000C | 206.62 |
| | | | | Vendor Total: | 2,135.53 |
| 00617 MENARDS GLENDALE HEIGHTS | | | | | |
| Float Supplies | 225624 | 16073 | 072.07.2023 | 10-101-000-53-5314-000C | 87.52 |
| Graf Press Box | 225858 | 17394 | 081.08.2023 | 10-101-000-53-5314-000C | 1,259.82 |
| | | | | Vendor Total: | 1,347.34 |
| 00655 NAPCO STEEL INC. | | | | | |
| Supplies | 225701 | 467314 | 073.07.2023 | 10-101-000-53-5312-000C | 135.65 |
| | | | | Vendor Total: | 135.65 |
| 00671 NCPERS - IL IMRF - 0817 | | | | | |
| 07-2023 NCPERS | 225863 | 0817082023 | 081.08.2023 | 10-000-000-21-2130-000C | 176.00 |
| 08-2023 NCPERS | 226189 | 0817092023 | 085.08.2023 | 10-000-000-21-2130-000C | 176.00 |
| | | | | Vendor Total: | 352.00 |
| 00680 Northern Illinois Gas Company | | | | | |
| 855 Prairie 061923-071923 | 225864 | 0402035172_0723 | 081.08.2023 | 10-000-856-52-5261-000C | 58.83 |

Fund **Description**
Vendor No **Vendor Name**

| Line Item Description | Check No | Invoice Number | Batch Number | GL Account Number | Amount |
|--|----------|-----------------|--------------|-------------------------|----------|
| 855 Prairie 071923-081723 | 226190 | 0402035172_0823 | 085.08.2023 | 10-000-856-52-5261-000C | 58.88 |
| Parks & Planning 061323-071323 | 225864 | 0460407175_0723 | 081.08.2023 | 10-101-000-52-5261-000C | 174.80 |
| Parks & Planning 071323-081123 | 226190 | 0460407175_0823 | 085.08.2023 | 10-101-000-52-5261-000C | 174.05 |
| 855 Prairie 061923-071923 | 225864 | 0693040819_0723 | 081.08.2023 | 10-000-856-52-5261-000C | 51.65 |
| 855 Prairie 071923-081723 | 226190 | 0693040819_0823 | 085.08.2023 | 10-000-856-52-5261-000C | 51.68 |
| 855 Prairie 061623-071323 | 225864 | 0835554754_0723 | 081.08.2023 | 10-000-856-52-5261-000C | 51.64 |
| 855 Prairie 071323-081123 | 226102 | 0835554754_0823 | 084.08.2023 | 10-000-856-52-5261-000C | 51.67 |
| 855 Prairie 061923-071923 | 225864 | 1366082885_0723 | 081.08.2023 | 10-000-856-52-5261-000C | 51.65 |
| 855 Prairie 071923-081723 | 226190 | 1366082885_0823 | 085.08.2023 | 10-000-856-52-5261-000C | 51.68 |
| 855 Prairie 061923-071923 | 225864 | 5076137885_0723 | 081.08.2023 | 10-000-856-52-5261-000C | 51.65 |
| 855 Prairie 071923-081723 | 226190 | 5076137885_0823 | 085.08.2023 | 10-000-856-52-5261-000C | 51.68 |
| DC History Museum 061523-071723 | 225864 | 5389121000_0723 | 081.08.2023 | 10-000-000-52-5261-000C | 286.75 |
| DC History Museum 061523-071723 | 225864 | 5389121000_0723 | 081.08.2023 | 10-430-000-52-5261-000C | 122.90 |
| DC History Museum 071723-081523 | 226259 | 5389121000_0823 | 091.09.2023 | 10-000-000-52-5261-000C | 251.23 |
| DC History Museum 071723-081523 | 226259 | 5389121000_0823 | 091.09.2023 | 10-430-000-52-5261-000C | 107.67 |
| Vendor Total: | | | | | 1,648.41 |
| 00698 NuToys Leisure Products Inc. | | | | | |
| Playground Supplies | 226029 | 54525 | 083.08.2023 | 10-101-000-53-5310-000C | 3,077.70 |
| Vendor Total: | | | | | 3,077.70 |
| 00742 Pepsi Beverages Company | | | | | |
| Park Rental 2023 | 225951 | 40942711 | 082.08.2023 | 10-000-416-53-5346-190C | 511.60 |
| Summer Entertainment Series 2023 Order | 225707 | 46998559 | 073.07.2023 | 10-000-416-53-5346-190C | 987.70 |
| Vendor Total: | | | | | 1,499.30 |
| 00792 Reinders Inc | | | | | |
| Supplies | 225636 | 6033462-00 | 072.07.2023 | 10-101-000-53-5315-000C | 657.42 |
| Supplies | 225957 | 6035947-00 | 082.08.2023 | 10-101-000-53-5315-000C | 213.42 |
| Tube | 225957 | 6036099-00 | 082.08.2023 | 10-101-000-53-5315-000C | 138.10 |
| Spring Extensions | 225957 | 6036278-00 | 082.08.2023 | 10-101-000-53-5315-000C | 37.76 |
| Inv# 6039242-00 | 226272 | 6039242-00 | 091.09.2023 | 10-101-000-53-5315-000C | 239.42 |
| Inv# 6039659-00 | 226272 | 6039659-00 | 091.09.2023 | 10-101-000-53-5315-000C | 520.25 |
| Vendor Total: | | | | | 1,806.37 |
| 00794 RENTALMAX L.L.C. | | | | | |
| Rental for Cosley Curb | 225637 | 596404-8 | 072.07.2023 | 10-101-000-52-5220-000C | 80.64 |
| Vendor Total: | | | | | 80.64 |
| 00825 Russo Hardware Inc | | | | | |
| Supplies | 225711 | SPI20310074 | 073.07.2023 | 10-101-000-53-5315-000C | 104.99 |
| Vendor Total: | | | | | 104.99 |
| 00858 Sherwin-Williams | | | | | |
| Paint | 225712 | 5921-1 | 073.07.2023 | 10-101-000-53-5347-000C | 138.36 |
| Supplies | 225712 | 9630-5 | 073.07.2023 | 10-101-000-53-5347-000C | 49.47 |
| Supplies | 225712 | 9706-3 | 073.07.2023 | 10-101-000-53-5347-000C | 16.49 |
| Striping | 225712 | 9775-8 | 073.07.2023 | 10-101-000-53-5347-000C | 400.00 |
| Striping | 225712 | 9811-1 | 073.07.2023 | 10-101-000-53-5347-000C | 125.00 |
| Vendor Total: | | | | | 729.32 |
| 00864 Production Plus Graphics Inc | | | | | |
| Sign Shop Supplies | 225874 | CG-356123 | 081.08.2023 | 10-101-000-53-5314-000C | 728.07 |
| Sign Shop Supplies | 226196 | CG-358223 | 085.08.2023 | 10-101-000-53-5314-000C | 123.73 |
| Vendor Total: | | | | | 851.80 |
| 00865 Sikich Capital Management LLP | | | | | |

Fund **Description**
Vendor No **Vendor Name**

| Line Item Description | Check No | Invoice Number | Batch Number | GL Account Number | Amount |
|---|----------|-------------------|--------------|-------------------------|----------|
| Retirement Plan Advisory for 457 Plan Q2 2023 | 225642 | 16228-2307 | 072.07.2023 | 10-000-000-52-5205-0000 | 1,500.00 |
| | | | | Vendor Total: | 1,500.00 |
| 00943 TerryBerry Company LLC | | | | | |
| 5 Year Pins for Service Awards | 225645 | P06546 | 072.07.2023 | 10-418-000-54-5434-0000 | 1,428.67 |
| | | | | Vendor Total: | 1,428.67 |
| 01003 Vermeer Illinois Inc. | | | | | |
| Supplies | 225724 | PK6018 | 073.07.2023 | 10-101-000-53-5315-0000 | 40.93 |
| | | | | Vendor Total: | 40.93 |
| 01023 Waste Management of Illinois Inc | | | | | |
| Parks & Planning 060123-063023 | 225652 | 207653823005_0623 | 072.07.2023 | 10-101-000-52-5263-0000 | 1,868.14 |
| Parks & Planning 070123-073123 | 225975 | 207653823005_0723 | 082.08.2023 | 10-101-000-52-5263-0000 | 1,684.82 |
| | | | | Vendor Total: | 3,552.96 |
| 01037 WEST SUBURBAN LIVING MAGAZINE | | | | | |
| Brew and Seltzer Fest 2023 - Advertisement | 225807 | 14537 | 074.07.2023 | 10-000-416-52-5241-1903 | 350.00 |
| Summer Entertainment Series 2023 - Advertisen | 225807 | 14537 | 074.07.2023 | 10-000-416-52-5241-1906 | 350.00 |
| | | | | Vendor Total: | 700.00 |
| 01043 Wheaton Sanitary District | | | | | |
| DC Hist Museum 050423-060523 | 225654 | 020785000_0623 | 072.07.2023 | 10-430-000-52-5264-0000 | 7.58 |
| DC Hist Museum 050423-060523 | 225654 | 020785000_0623 | 072.07.2023 | 10-000-000-52-5264-0000 | 17.67 |
| DC Hist Museum 060523-070623 | 225976 | 020785000_0723 | 082.08.2023 | 10-000-000-52-5264-0000 | 23.39 |
| DC Hist Museum 060523-070623 | 225976 | 020785000_0723 | 082.08.2023 | 10-430-000-52-5264-0000 | 10.03 |
| DC Hist Museum 070623-080723 | 226296 | 020785000_0823 | 091.09.2023 | 10-000-000-52-5264-0000 | 20.54 |
| DC Hist Museum 070623-080723 | 226296 | 020785000_0823 | 091.09.2023 | 10-430-000-52-5264-0000 | 8.80 |
| Seven Gables Park 050523-060623 | 225654 | 022415000_0623 | 072.07.2023 | 10-000-000-52-5264-0000 | 90.60 |
| Seven Gables Park 060623-070723 | 225976 | 022415000_0723 | 082.08.2023 | 10-000-000-52-5264-0000 | 62.01 |
| Seven Gables Park 070723-080823 | 226296 | 022415000_0823 | 091.09.2023 | 10-000-000-52-5264-0000 | 57.93 |
| Manchester Park 050423-060523 | 225654 | 026101000_0623 | 072.07.2023 | 10-000-000-52-5264-0000 | 78.35 |
| Manchester Park 060523-070623 | 225976 | 026101000_0723 | 082.08.2023 | 10-000-000-52-5264-0000 | 49.76 |
| Manchester Park 070623-080723 | 226296 | 026101000_0823 | 091.09.2023 | 10-000-000-52-5264-0000 | 25.25 |
| Parks & Planning 050423-060523 | 225654 | 027991000_0623 | 072.07.2023 | 10-101-000-52-5264-0000 | 106.94 |
| Parks & Planning 060523-070623 | 225976 | 027991000_0723 | 082.08.2023 | 10-101-000-52-5264-0000 | 90.60 |
| Parks & Planning 070623-080723 | 226296 | 027991000_0823 | 091.09.2023 | 10-101-000-52-5264-0000 | 111.02 |
| Northside Park 050423-060523 | 225654 | 037067000_0623 | 072.07.2023 | 10-000-000-52-5264-0000 | 82.43 |
| Northside Park 060523-070623 | 225976 | 037067000_0723 | 082.08.2023 | 10-000-000-52-5264-0000 | 106.94 |
| Northside Park 070623-080723 | 226296 | 037067000_0823 | 091.09.2023 | 10-000-000-52-5264-0000 | 102.86 |
| Prairie Path Park 050523-060623 | 225654 | 037561000_0623 | 072.07.2023 | 10-000-000-52-5264-0000 | 13.00 |
| Prairie Path Park 060623-070723 | 225976 | 037561000_0723 | 082.08.2023 | 10-000-000-52-5264-0000 | 13.00 |
| Prairie Path Park 070723-080823 | 226296 | 037561000_0823 | 091.09.2023 | 10-000-000-52-5264-0000 | 13.00 |
| 855 Prairie 050423-060523 | 225654 | 041834000_0623 | 072.07.2023 | 10-000-856-52-5264-0000 | 86.52 |
| 855 Prairie 060523-070623 | 225976 | 041834000_0723 | 082.08.2023 | 10-000-856-52-5264-0000 | 270.31 |
| 855 Prairie 070623-080723 | 226296 | 041834000_0823 | 091.09.2023 | 10-000-856-52-5264-0000 | 286.65 |
| Memorial Park 070623-080723 | 226296 | 049370000_0823 | 091.09.2023 | 10-000-000-52-5264-0000 | 112.17 |
| | | | | Vendor Total: | 1,847.35 |
| 02243 Holsteins Garage | | | | | |
| Bobcat Tire Mount Disposal | 226092 | 22562 BOBAT | 084.08.2023 | 10-101-000-52-5210-0000 | 272.50 |
| Labor to Mount Tire | 226180 | 22603 | 085.08.2023 | 10-101-000-52-5210-0000 | 50.00 |
| Tire | 226180 | 22603 | 085.08.2023 | 10-101-000-53-5315-0000 | 267.50 |
| Truck Inspections | 225614 | 2763 | 072.07.2023 | 10-101-000-52-5210-0000 | 315.00 |
| Safety Inspection Equipment | 225935 | 2790 | 082.08.2023 | 10-101-000-52-5210-0000 | 90.00 |
| | | | | Vendor Total: | 995.00 |

Fund **Description**
Vendor No **Vendor Name**

| Line Item Description | Check No | Invoice Number | Batch Number | GL Account Number | Amount |
|---|----------|----------------|--------------|-------------------------|----------|
| 02266 The Corporate Learning Institute | | | | | |
| WPD Employee Survey Deployment 2023 | 225797 | 10428 | 074.07.2023 | 10-000-000-52-5208-000C | 2,484.00 |
| Vendor Total: | | | | | 2,484.00 |
| 02796 NAPA | | | | | |
| Brake Pads | 225627 | 5736-704686 | 072.07.2023 | 10-101-000-53-5315-000C | 40.99 |
| Caliper Bolt/Disc Brake | 225627 | 5736-704705 | 072.07.2023 | 10-101-000-53-5315-000C | 22.40 |
| Tire Pressure Monitoring System | 225627 | 5736-705166 | 072.07.2023 | 10-101-000-53-5315-000C | 4.39 |
| Sensor | 225627 | 5736-705232 | 072.07.2023 | 10-101-000-53-5315-000C | -23.98 |
| Sway Bar Bushing | 225627 | 5736-705668 | 072.07.2023 | 10-101-000-53-5315-000C | 18.58 |
| Canister Purge Valve | 225627 | 5736-706242 | 072.07.2023 | 10-101-000-53-5315-000C | 80.35 |
| Parts for Stock | 225627 | 5736-706561 | 072.07.2023 | 10-101-000-53-5315-000C | 13.90 |
| Air Filter | 225627 | 5736-706816 | 072.07.2023 | 10-101-000-53-5315-000C | 87.79 |
| Air Filter | 225627 | 5736-707200 | 072.07.2023 | 10-101-000-53-5315-000C | 29.87 |
| Air Filter | 225627 | 5736-707471 | 072.07.2023 | 10-101-000-53-5315-000C | 57.80 |
| Tire Bead Sealer | 225627 | 5736-707517 | 072.07.2023 | 10-101-000-53-5315-000C | 19.49 |
| Timing Chains Tensioner | 225949 | 5736-709624 | 082.08.2023 | 10-101-000-53-5315-000C | 109.18 |
| Chain Tensioner | 225949 | 5736-709804 | 082.08.2023 | 10-101-000-53-5315-000C | 45.49 |
| Gas Cap | 225949 | 5736-709863 | 082.08.2023 | 10-101-000-53-5315-000C | 35.58 |
| Brake Pads | 225949 | 5736-710169 | 082.08.2023 | 10-101-000-53-5315-000C | 88.44 |
| Returned Chain Tensioner | 225949 | 5736-710231 | 082.08.2023 | 10-101-000-53-5315-000C | -45.49 |
| Napa Lighting | 225949 | 5736-710289 | 082.08.2023 | 10-101-000-53-5315-000C | 38.06 |
| Vendor Total: | | | | | 622.84 |
| 02812 Blue Sky Marketing Group Ltd. | | | | | |
| Baseball Hats | 225820 | 61030 | 081.08.2023 | 10-101-000-53-5330-000C | 820.08 |
| Vendor Total: | | | | | 820.08 |
| 02865 Monarch Fire Protection Inc. | | | | | |
| Annual Fire Sprinkler Inspection PSC | 226256 | 16909 | 091.09.2023 | 10-101-000-52-5210-000C | 920.00 |
| Vendor Total: | | | | | 920.00 |
| 02875 Most Dependable Fountains Inc. | | | | | |
| Drinking Fountain | 225861 | INV73528 | 081.08.2023 | 10-101-000-53-5311-000C | 7,615.00 |
| Vendor Total: | | | | | 7,615.00 |
| 03085 Nalco US 2 INC | | | | | |
| DHM Quarterly Water Treatment | 225862 | 6670476260 | 081.08.2023 | 10-101-854-52-5211-000C | 121.50 |
| Vendor Total: | | | | | 121.50 |
| 03248 Atlas Bobcat Inc. | | | | | |
| Credit HT1412 Filter Return | 226135 | HT1412 | 085.08.2023 | 10-101-000-53-5315-000C | -110.27 |
| Equipment 1205 PSC 54229 | 226135 | HT2523 | 085.08.2023 | 10-101-000-53-5315-000C | 94.16 |
| PSC 54407 Equipment 1205 | 226135 | HT2610 | 085.08.2023 | 10-101-000-53-5315-000C | 42.74 |
| Vendor Total: | | | | | 26.63 |
| 03355 First Illinois Systems Inc. | | | | | |
| Pest Control July 2023 | 225689 | 34714 | 073.07.2023 | 10-430-000-52-5210-000C | 110.00 |
| Pest Control August 2023 | 226084 | 34945 | 084.08.2023 | 10-430-000-52-5210-000C | 110.00 |
| Vendor Total: | | | | | 220.00 |
| 03481 Tressler LLP | | | | | |
| Services through 06/30/23 | 225721 | 469183 | 073.07.2023 | 10-000-000-52-5207-000C | 432.67 |
| Services through 07/31/23 | 226119 | 471356 | 084.08.2023 | 10-000-000-52-5207-000C | 58.66 |
| Vendor Total: | | | | | 491.33 |

| Fund | Description | Vendor No | Vendor Name | Line Item Description | Check No | Invoice Number | Batch Number | GL Account Number | Amount |
|---------------|--|-----------|-------------------|-----------------------|----------|-------------------------|--------------|-------------------|--------|
| 03754 | Comcast Cable | | | | | | | | |
| | DC History Museum 072223-082123 | 225750 | 87712040736543_08 | 074.07.2023 | | 10-000-000-52-5262-000C | | 126.85 | |
| | DC History Museum 082223-092123 | 226153 | 87712040736543_09 | 085.08.2023 | | 10-000-000-52-5262-000C | | 116.85 | |
| | Prairie 070523-080423 | 225597 | 87712047035906_08 | 072.07.2023 | | 10-000-856-52-5262-000C | | 238.85 | |
| | Prairie 080523-090423 | 225919 | 87712047035906_09 | 082.08.2023 | | 10-000-856-52-5262-000C | | 248.85 | |
| | Parks Services 071723-081623 | 225679 | 87712047526761_08 | 073.07.2023 | | 10-101-000-52-5262-000C | | 116.85 | |
| | Parks Services 081723-091623 | 226073 | 87712047526761_09 | 084.08.2023 | | 10-101-000-52-5262-000C | | 116.85 | |
| Vendor Total: | | | | | | | | | 965.10 |
| 03842 | Hawthorne Elementary School PTA | | | | | | | | |
| | PTA Fundraiser/Promo Superhero Fun Run | 226179 | 050223 | 085.08.2023 | | 10-000-416-52-5241-1908 | | 10.00 | |
| Vendor Total: | | | | | | | | | 10.00 |
| 04109 | Power Up Batteries LLC. | | | | | | | | |
| | PSC-53460 Equipment 1112 | 225789 | P64172480 | 074.07.2023 | | 10-101-000-53-5315-000C | | 172.05 | |
| | PSC 53467 Equipment 1101 | 225789 | P64217698 | 074.07.2023 | | 10-101-000-53-5315-000C | | 172.05 | |
| | PSC 53617 Equipment 1189 | 225872 | P64314544 | 081.08.2023 | | 10-101-000-53-5315-000C | | 172.05 | |
| | Machinery Supplies | 226040 | P64404679 | 083.08.2023 | | 10-101-000-53-5315-000C | | 124.35 | |
| | PSC 54416 | 226267 | P65283128 | 091.09.2023 | | 10-101-000-53-5315-000C | | 60.95 | |
| Vendor Total: | | | | | | | | | 701.45 |
| 04267 | Martin Whalen Group Inc | | | | | | | | |
| | Prairie - HR 072823-082723 | 225779 | 70550_0823 | 074.07.2023 | | 10-418-000-52-5211-0000 | | 12.31 | |
| | Prairie - HR 082823-092723 | 226253 | 70550_0923 | 091.09.2023 | | 10-418-000-52-5211-0000 | | 12.31 | |
| | Prairie - Payroll 072823-082723 | 225779 | 70562_0823 | 074.07.2023 | | 10-419-000-52-5211-0000 | | 19.90 | |
| | Prairie - Payroll 082823-092723 | 226253 | 70562_0923 | 091.09.2023 | | 10-419-000-52-5211-0000 | | 19.90 | |
| | Prairie-Finance 072823-082723 | 225779 | 76404_0823 | 074.07.2023 | | 10-419-000-52-5211-0000 | | 46.79 | |
| | Prairie-Finance 082823-092723 | 226253 | 76404_0923 | 091.09.2023 | | 10-419-000-52-5211-0000 | | 46.79 | |
| | Museum 072823-082723 | 225779 | MW82277_0823 | 074.07.2023 | | 10-000-000-52-5211-0000 | | 51.77 | |
| | Museum 082823-092723 | 226253 | MW82277_0923 | 091.09.2023 | | 10-000-000-52-5211-0000 | | 51.77 | |
| | Parks 072823-082723 | 225779 | MW82522_0823 | 074.07.2023 | | 10-101-000-52-5211-0000 | | 139.62 | |
| | Parks 082823-092723 | 226253 | MW82522_0923 | 091.09.2023 | | 10-101-000-52-5211-0000 | | 139.62 | |
| | Prairie 072823-082723 | 225779 | MW82571_0823 | 074.07.2023 | | 10-000-856-52-5211-0000 | | 93.43 | |
| | Prairie 082823-092723 | 226253 | MW82571_0923 | 091.09.2023 | | 10-000-856-52-5211-0000 | | 93.43 | |
| Vendor Total: | | | | | | | | | 727.64 |
| 04296 | Culligan DuPage Soft Water Service Inc | | | | | | | | |
| | Drinking Water June 2023 | 225605 | 261974_0623W | 072.07.2023 | | 10-000-856-53-5302-000C | | 187.75 | |
| | Drinking Water June 2023 | 225605 | 262006_0623W | 072.07.2023 | | 10-000-856-53-5302-000C | | 76.89 | |
| | Water Cooler Rental July 2023 | 225605 | 262006_0723R | 072.07.2023 | | 10-000-856-52-5220-000C | | 6.00 | |
| | Drinking Water July 2023 | 225924 | 262006_0723W | 082.08.2023 | | 10-000-856-53-5302-000C | | 48.93 | |
| | Water Cooler Rental August 2023 | 225924 | 262006_0823R | 082.08.2023 | | 10-000-856-52-5220-000C | | 6.00 | |
| Vendor Total: | | | | | | | | | 325.57 |
| 04585 | Shaw Media | | | | | | | | |
| | Notice of 2022 Annual Report | 225641 | 2088361 | 072.07.2023 | | 10-000-000-54-5428-000C | | 53.58 | |
| Vendor Total: | | | | | | | | | 53.58 |
| 04888 | Feece Oil Company | | | | | | | | |
| | 197 Gallons of Diesel Fuel | 225839 | 3992950 | 081.08.2023 | | 10-101-000-53-5348-000C | | 481.88 | |
| | 717 Gallons of Regular Gasoline | 225839 | 3992951 | 081.08.2023 | | 10-101-000-53-5348-000C | | 2,245.25 | |
| | 157 Gallons of Diesel Fuel | 225839 | 3995282 | 081.08.2023 | | 10-101-000-53-5348-000C | | 361.43 | |
| | 780 Gallons of Regular Gasoline | 225839 | 3995283 | 081.08.2023 | | 10-101-000-53-5348-000C | | 2,437.85 | |
| | 205 Gallons of Diesel Fuel | 225839 | 3997621 | 081.08.2023 | | 10-101-000-53-5348-000C | | 503.09 | |
| | 565 Gallons of Regular Gasoline | 225839 | 3997622 | 081.08.2023 | | 10-101-000-53-5348-000C | | 1,799.79 | |
| | 175 Gallons of Diesel Fuel | 225839 | 3999119 | 081.08.2023 | | 10-101-000-53-5348-000C | | 499.65 | |
| | 625 Gallons of Regular Gasoline | 225839 | 3999120 | 081.08.2023 | | 10-101-000-53-5348-000C | | 2,085.29 | |

Fund **Description**
Vendor No **Vendor Name**

| Line Item Description | Check No | Invoice Number | Batch Number | GL Account Number | Amount |
|---|----------|-----------------|--------------|-------------------------|-----------|
| Vendor Total: | | | | | 10,414.23 |
| 04895 Quadient Leasing USA Inc. | | | | | |
| Postage Machine Lease | 225955 | N10032923 | 082.08.2023 | 10-000-856-52-5220-0000 | 488.55 |
| Vendor Total: | | | | | 488.55 |
| 04896 Quadient Finance USA Inc. | | | | | |
| Replenished Post Machine 7900044036659674 | 225875 | 790004403665967 | 081.08.2023 | 10-000-000-53-5304-0000 | 1,000.00 |
| Funded Postage Machine 7900044036659674 | 226197 | 790004403665967 | 085.08.2023 | 10-000-000-53-5304-0000 | 1,000.00 |
| Vendor Total: | | | | | 2,000.00 |
| 04933 Tree Towns Reprographics Inc | | | | | |
| Reproduction | 226118 | 0000308488 | 084.08.2023 | 10-430-000-52-5210-0000 | 20.25 |
| Reproduction | 226118 | 0000308519 | 084.08.2023 | 10-430-000-52-5210-0000 | 18.00 |
| Vendor Total: | | | | | 38.25 |
| 05162 Hines Building Supply - US LBM LLC | | | | | |
| 4th of July Float | 225613 | 5155522 | 072.07.2023 | 10-101-000-53-5314-0000 | 61.56 |
| Lumber Supplies | 225848 | 5156180 | 081.08.2023 | 10-101-000-53-5314-0000 | 6.98 |
| Lumber Supplies | 225848 | 5156286 | 081.08.2023 | 10-101-000-53-5314-0000 | 39.51 |
| Graf Press Box | 225848 | 5156384 | 081.08.2023 | 10-101-000-53-5314-0000 | 27.52 |
| Vendor Total: | | | | | 135.57 |
| 05261 Hi Fi Events Inc. | | | | | |
| Concert 07/14/23 and 07/15/23 | 225934 | WPD073123 | 082.08.2023 | 10-000-416-52-5241-1900 | 3,450.00 |
| Concert 07/15/23 | 225934 | WPD07312302 | 082.08.2023 | 10-000-416-52-5241-1900 | 2,700.00 |
| Brew and Seltzer Fest - 08/05/23 | 226237 | WPD083123 | 091.09.2023 | 10-000-416-52-5241-1900 | 1,350.00 |
| SES 2023 - 08/11/23-08/12/23 | 226237 | WPD083123 | 091.09.2023 | 10-000-416-52-5241-1900 | 3,450.00 |
| Vendor Total: | | | | | 10,950.00 |
| 05384 Bowen, Timothy Dana | | | | | |
| Minecraft LEGO 06/12/23-06/16/23 | 225744 | DB23360 | 074.07.2023 | 10-430-000-52-5210-0000 | 3,780.00 |
| STEM LEGO Camp 06/19/23 | 225744 | DB23447 | 074.07.2023 | 10-430-000-52-5210-0000 | 3,780.00 |
| Mandalorian Camp 6/26 | 225821 | DB23516 | 081.08.2023 | 10-430-000-52-5210-0000 | 3,915.00 |
| LEGO Transportation 07/10/23-07/14/23 | 225913 | DB23698 | 082.08.2023 | 10-430-000-52-5210-0000 | 3,780.00 |
| Pokemon LEGO 07/17/23-07/21/23 | 225994 | DB23859 | 083.08.2023 | 10-430-000-52-5210-0000 | 3,915.00 |
| Animal and Gaming LEGO Week of 07/24/23 | 226221 | DB24047 | 091.09.2023 | 10-430-000-52-5210-0000 | 3,915.00 |
| Minecraft Camp for 08/07/23 | 226221 | DB24097 | 091.09.2023 | 10-430-000-52-5210-0000 | 3,375.00 |
| Vendor Total: | | | | | 26,460.00 |
| 05390 Imagine Nation, LLC | | | | | |
| Playground Repairs | 225617 | 931 | 072.07.2023 | 10-101-000-53-5310-0000 | 1,293.52 |
| Vendor Total: | | | | | 1,293.52 |
| 05420 Morrison Security Corp, Inc. | | | | | |
| Security - Brew and Seltzer Fest 2023 | 226100 | 95681 | 084.08.2023 | 10-000-416-52-5241-1900 | 870.00 |
| Shakespeare in the Park 2023 | 226257 | 95785 | 091.09.2023 | 10-000-416-52-5241-1900 | 3,720.00 |
| Vendor Total: | | | | | 4,590.00 |
| 05540 Performance Chemical & Supply | | | | | |
| Sweeper | 225786 | 292176 | 074.07.2023 | 10-101-854-53-5316-0000 | 213.39 |
| Cleaner Sanitizer | 225786 | 292210 | 074.07.2023 | 10-101-854-53-5316-0000 | 232.15 |
| Cleaner Sanitizer | 225786 | 292210 | 074.07.2023 | 10-101-000-53-5313-1904 | 696.46 |
| Vendor Total: | | | | | 1,142.00 |
| 05733 Steiner Electric Company | | | | | |

Fund **Description**
Vendor No **Vendor Name**

| Line Item Description | Check No | Invoice Number | Batch Number | GL Account Number | Amount |
|---|----------|------------------|--------------|-------------------------|-----------|
| Vaults for Hurley and Stock | 225964 | S007272739.003 | 082.08.2023 | 10-101-000-53-5311-0000 | 754.11 |
| Vendor Total: | | | | | 754.11 |
| 05747 Landscape Material & Firewood Sales Inc. | | | | | |
| Top Soil | 226249 | 36423 | 091.09.2023 | 10-101-000-53-5331-0000 | 575.00 |
| Vendor Total: | | | | | 575.00 |
| 05765 Luetkehans, Phillip | | | | | |
| Services through 07/24/23 | 226026 | 72 | 083.08.2023 | 10-000-000-52-5207-0000 | 6,894.13 |
| Services through 08/11/23 | 226185 | 73 | 085.08.2023 | 10-000-000-52-5207-0000 | 6,741.96 |
| Vendor Total: | | | | | 13,636.09 |
| 05768 Mendenhall, Rebecca | | | | | |
| Mileage Reimbursement 061423-071523 | 225782 | 071523 | 074.07.2023 | 10-418-000-54-5422-0000 | 37.20 |
| Vendor Total: | | | | | 37.20 |
| 05940 SiteOne Landscape Supply Holding LLC | | | | | |
| Sprinkler Repair | 225713 | 131591729-001 | 073.07.2023 | 10-101-000-53-5311-0000 | 668.49 |
| Irrigation Repairs | 226048 | 133158271-001 | 083.08.2023 | 10-101-000-53-5311-0000 | 387.28 |
| Turf Repairs | 226048 | 133158271-001 | 083.08.2023 | 10-101-000-53-5333-0000 | 106.69 |
| Vendor Total: | | | | | 1,162.46 |
| 06124 Bridgestone Americas Inc | | | | | |
| Parts | 225591 | 310651 | 072.07.2023 | 10-101-000-53-5315-0000 | 353.96 |
| Vendor Total: | | | | | 353.96 |
| 06131 Play Illinois LLC | | | | | |
| Playground Repair Supplies | 226108 | 1683 | 084.08.2023 | 10-101-000-53-5310-0000 | 7,450.50 |
| Vendor Total: | | | | | 7,450.50 |
| 06228 Voyant Communications | | | | | |
| Parks 070123-073123 | 225649 | 0030832230701 | 072.07.2023 | 10-101-000-52-5262-0000 | 230.00 |
| DCHM 070123-073123 | 225649 | 0030832230701 | 072.07.2023 | 10-430-000-52-5262-0000 | 33.26 |
| HR 070123-073123 | 225649 | 0030832230701 | 072.07.2023 | 10-418-000-52-5262-0000 | 49.88 |
| Admin 070123-073123 | 225649 | 0030832230701 | 072.07.2023 | 10-000-000-52-5262-0000 | 74.82 |
| Finance 070123-073123 | 225649 | 0030832230701 | 072.07.2023 | 10-419-000-52-5262-0000 | 177.35 |
| Finance 08/01/23-08/31/23 | 225973 | 0030832230801 | 082.08.2023 | 10-419-000-52-5262-0000 | 177.36 |
| Parks 08/01/23-08/31/23 | 225973 | 0030832230801 | 082.08.2023 | 10-101-000-52-5262-0000 | 230.02 |
| Admin 08/01/23-08/31/23 | 225973 | 0030832230801 | 082.08.2023 | 10-000-000-52-5262-0000 | 74.83 |
| DCHM 08/01/23-08/31/23 | 225973 | 0030832230801 | 082.08.2023 | 10-430-000-52-5262-0000 | 33.26 |
| HR 08/01/23-08/31/23 | 225973 | 0030832230801 | 082.08.2023 | 10-418-000-52-5262-0000 | 49.88 |
| Parks 090123-093023 | 226292 | 0030832230901 | 091.09.2023 | 10-101-000-52-5262-0000 | 229.91 |
| Finance 090123-093023 | 226292 | 0030832230901 | 091.09.2023 | 10-419-000-52-5262-0000 | 177.28 |
| DCHM 090123-093023 | 226292 | 0030832230901 | 091.09.2023 | 10-430-000-52-5262-0000 | 33.24 |
| Admin 090123-093023 | 226292 | 0030832230901 | 091.09.2023 | 10-000-000-52-5262-0000 | 74.79 |
| HR 090123-093023 | 226292 | 0030832230901 | 091.09.2023 | 10-418-000-52-5262-0000 | 49.86 |
| Vendor Total: | | | | | 1,695.74 |
| 06250 LRS Holdings LLC | | | | | |
| Parks&Planning 080123-083123 | 225856 | 47783.4 PSC_0823 | 081.08.2023 | 10-101-000-52-5263-0000 | 48.00 |
| Parks&Planning 090123-093023 | 226251 | 47783.4 PSC_0923 | 091.09.2023 | 10-101-000-52-5263-0000 | 48.00 |
| Vendor Total: | | | | | 96.00 |
| 06308 Westlake Hardware Inc | | | | | |
| Irrigation Supplies | 225899 | 12509755 | 081.08.2023 | 10-101-854-53-5311-0000 | 21.55 |
| Supplies | 225899 | 12509780 | 081.08.2023 | 10-101-000-53-5334-0000 | 48.98 |

Fund
Vendor No

Description
Vendor Name

| Line Item Description | Check No | Invoice Number | Batch Number | GL Account Number | Amount |
|--|----------|----------------|--------------|-------------------------|----------|
| Supplies | 225899 | 12509786 | 081.08.2023 | 10-101-000-53-5334-000C | 47.99 |
| Plumbing Supplies | 225899 | 12509794 | 081.08.2023 | 10-101-000-53-5311-000C | 36.89 |
| Float Supplies | 225899 | 12509795 | 081.08.2023 | 10-101-000-53-5314-000C | 7.59 |
| Mechanic Supplies | 225899 | 12509804 | 081.08.2023 | 10-101-000-53-5315-000C | 16.99 |
| Supplies | 225899 | 12509805 | 081.08.2023 | 10-101-000-53-5334-000C | 34.98 |
| Supplies | 225899 | 12509806 | 081.08.2023 | 10-101-000-53-5334-000C | 7.00 |
| Supplies | 225899 | 12509811 | 081.08.2023 | 10-101-000-53-5314-000C | 119.95 |
| Supplies | 225899 | 12509830 | 081.08.2023 | 10-101-000-53-5308-000C | 43.76 |
| Supplies | 225899 | 12509832 | 081.08.2023 | 10-101-000-53-5347-000C | 22.97 |
| Supplies | 225899 | 12509844 | 081.08.2023 | 10-101-000-53-5314-000C | 37.98 |
| Supplies | 225899 | 12509850 | 081.08.2023 | 10-101-000-53-5314-000C | 3.99 |
| Supplies | 225899 | 12509852 | 081.08.2023 | 10-101-000-53-5315-000C | 9.56 |
| Machinery Supplies | 226295 | 12509891 | 091.09.2023 | 10-101-000-53-5315-000C | 23.98 |
| Supplies | 226295 | 12509904 | 091.09.2023 | 10-101-000-53-5334-000C | 27.99 |
| Parts | 226295 | 12509923 | 091.09.2023 | 10-101-000-53-5315-000C | 31.70 |
| Machinery Supplies | 226295 | 12509926 | 091.09.2023 | 10-101-000-53-5315-000C | 9.16 |
| Machinery Supplies | 226295 | 12509936 | 091.09.2023 | 10-101-000-53-5315-000C | 50.31 |
| Supplies | 225899 | 12610224 | 081.08.2023 | 10-101-000-53-5331-000C | 19.99 |
| Community Center Chiller | 225899 | 12610236 | 081.08.2023 | 10-101-000-53-5334-000C | 37.23 |
| Supplies | 225899 | 12610251 | 081.08.2023 | 10-101-000-53-5334-000C | 79.38 |
| Supplies | 225899 | 12610252 | 081.08.2023 | 10-101-000-53-5334-000C | -45.00 |
| Supplies | 225899 | 12610271 | 081.08.2023 | 10-101-000-53-5314-000C | 47.96 |
| Supplies | 225899 | 12610276 | 081.08.2023 | 10-101-000-53-5331-000C | 35.97 |
| Striping Paint | 225899 | 12610285 | 081.08.2023 | 10-101-000-53-5347-000C | 43.96 |
| Supplies | 225899 | 12610290 | 081.08.2023 | 10-101-000-53-5334-000C | 27.98 |
| Supplies | 225899 | 12610299 | 081.08.2023 | 10-101-000-53-5308-000C | 54.56 |
| Supplies | 225899 | 12610301 | 081.08.2023 | 10-101-000-53-5308-000C | 14.99 |
| Parts | 225899 | 12610307 | 081.08.2023 | 10-101-000-53-5334-000C | 104.96 |
| Supplies | 226295 | 12610345 | 091.09.2023 | 10-101-000-53-5334-000C | 66.37 |
| Recycle Box | 226295 | 12610362 | 091.09.2023 | 10-000-113-53-5359-000C | 10.36 |
| Supplies | 226295 | 12610388 | 091.09.2023 | 10-101-000-53-5311-000C | 2.59 |
| Cleaning Supplies | 226295 | 12610420 | 091.09.2023 | 10-101-000-53-5316-000C | 29.98 |
| Machinery Supplies | 226295 | 12610429 | 091.09.2023 | 10-101-000-53-5315-000C | 13.58 |
| Vendor Total: | | | | | 1,148.18 |
| 06353 Prazak, Kimberly | | | | | |
| NRPA Travel Reimbursement | 226194 | 082523 | 085.08.2023 | 10-000-000-54-5432-000C | 384.96 |
| Vendor Total: | | | | | 384.96 |
| 06539 Runco Office Supply & Equipment Co | | | | | |
| Floor Mat for Office | 225639 | 907850-0 | 072.07.2023 | 10-000-856-53-5302-000C | 155.63 |
| Restock General Supplies Shelf | 225639 | 909007-0 | 072.07.2023 | 10-000-856-53-5302-000C | 86.06 |
| Stockroom Supplies | 225960 | 910461-0 | 082.08.2023 | 10-000-856-53-5302-000C | 42.07 |
| Stock for Supply Room | 226275 | 914043-0 | 091.09.2023 | 10-000-856-53-5302-000C | 41.95 |
| Vendor Total: | | | | | 325.71 |
| 06542 Peerless Network Inc | | | | | |
| Admin 061523-071423 | 225868 | 66174_0723 | 081.08.2023 | 10-000-000-52-5262-000C | 245.64 |
| Admin 071523-081423 | 225868 | 66174_0823 | 081.08.2023 | 10-000-000-52-5262-000C | 245.64 |
| Admin 081523-091423 | 226038 | 66174_0923 | 083.08.2023 | 10-000-000-52-5262-000C | 245.64 |
| Vendor Total: | | | | | 736.92 |
| 06674 Lingo Communications LLC | | | | | |
| HR 070423-080323 | 225622 | 33457569 | 072.07.2023 | 10-418-000-52-5262-000C | 144.32 |
| Finance 070423-080323 | 225622 | 33457569 | 072.07.2023 | 10-419-000-52-5262-000C | 144.33 |
| Parks 070423-080323 | 225622 | 33457569 | 072.07.2023 | 10-101-000-52-5262-000C | 288.50 |
| Parks 080423-090323 | 226025 | 33504695 | 083.08.2023 | 10-101-000-52-5262-000C | 288.50 |

Fund **Description**
Vendor No **Vendor Name**

| Line Item Description | Check No | Invoice Number | Batch Number | GL Account Number | Amount |
|---|----------|----------------|--------------|-------------------------|----------|
| Finance 080423-090323 | 226025 | 33504695 | 083.08.2023 | 10-419-000-52-5262-000C | 144.27 |
| HR 080423-090323 | 226025 | 33504695 | 083.08.2023 | 10-418-000-52-5262-000C | 144.27 |
| Vendor Total: | | | | | 1,154.19 |
| 06726 Dearborn Life Insurance Company | | | | | |
| Voluntary Life Insurance August 2023 | 225833 | F024990-1 0823 | 081.08.2023 | 10-000-000-21-2130-000C | 1,004.41 |
| Voluntary Life Insurance September 2023 | 226227 | F024990-1 0923 | 091.09.2023 | 10-000-000-21-2130-000C | 972.45 |
| Vendor Total: | | | | | 1,976.86 |
| 06868 Jay, Matthew | | | | | |
| Mileage Reimbursement 06/21/23-08/02/23 | 225939 | 080223 | 082.08.2023 | 10-418-000-54-5422-000C | 70.41 |
| Vendor Total: | | | | | 70.41 |
| 06926 Standard Industrial & Automotive Equipment, Inc. | | | | | |
| Lift Inspection | 225714 | WO-00635 | 073.07.2023 | 10-101-000-52-5210-000C | 370.00 |
| Vendor Total: | | | | | 370.00 |
| 06985 Floods Royal Flush Inc. | | | | | |
| SES June | 226010 | I23653 | 083.08.2023 | 10-000-416-52-5241-190C | 1,630.00 |
| SES July | 226010 | I23654 | 083.08.2023 | 10-000-416-52-5241-190C | 1,630.00 |
| Portable Units SES August | 226085 | I23655 | 084.08.2023 | 10-000-416-52-5241-190C | 1,630.00 |
| SES June Free Family Night | 226010 | I23658 | 083.08.2023 | 10-000-416-52-5241-190C | 200.00 |
| SES July Free Family Night | 226010 | I23661 | 083.08.2023 | 10-000-416-52-5241-190C | 200.00 |
| Portable Units Brew and Seltzer Fest 2023 | 226085 | I23662 | 084.08.2023 | 10-000-416-52-5241-190C | 1,530.00 |
| Portable Units Central Park Tennis | 225608 | I26249 | 072.07.2023 | 10-101-000-52-5211-0000 | 204.00 |
| Portable Units Rathje Park | 225608 | I26362 | 072.07.2023 | 10-101-000-52-5211-0000 | 204.00 |
| Portable Units Kelly Park | 225608 | I26366 | 072.07.2023 | 10-101-000-52-5211-0000 | 204.00 |
| Portable Units Sensory Garden | 225763 | I26678 | 074.07.2023 | 10-101-000-52-5211-0000 | 204.00 |
| Memorial Park Rental 07/23/23 | 225930 | I27096 | 082.08.2023 | 10-000-416-52-5241-190C | 814.00 |
| Portable Units Central Park | 225930 | I27141 | 082.08.2023 | 10-101-000-52-5211-0000 | 204.00 |
| Portable Units Rathje Park | 225930 | I27256 | 082.08.2023 | 10-101-000-52-5211-0000 | 204.00 |
| Portable Units Kelly Park | 225930 | I27260 | 082.08.2023 | 10-101-000-52-5211-0000 | 204.00 |
| Portable Units Sensory Garden | 226085 | I27558 | 084.08.2023 | 10-101-000-52-5211-0000 | 204.00 |
| Portable Unit Rathje Park | 226233 | I28344 | 091.09.2023 | 10-101-000-52-5211-0000 | 204.00 |
| Vendor Total: | | | | | 9,470.00 |
| 07046 Wilkin, Carolyn | | | | | |
| Mileage Reimbursement 06/30/23-08/22/23 | 226208 | 082223 | 085.08.2023 | 10-000-415-54-5422-000C | 132.83 |
| Vendor Total: | | | | | 132.83 |
| 07063 Arends Hogan Walker LLC | | | | | |
| Zoo Gator Capital Replacment | 226218 | 19158658A | 091.09.2023 | 10-101-000-57-5706-000C | 8,910.67 |
| Vendor Total: | | | | | 8,910.67 |
| 07066 The Home City Ice Company | | | | | |
| Brew and Seltzer Fest 2023 | 226052 | 4588232674 | 083.08.2023 | 10-000-416-53-5346-190C | 1,297.75 |
| SES 2023 | 225798 | 4628231374 | 074.07.2023 | 10-000-416-53-5346-190C | 367.25 |
| SES 2023 | 225798 | 5702235399 | 074.07.2023 | 10-000-416-53-5346-190C | 316.25 |
| SES 2023 | 226052 | 5702235479 | 083.08.2023 | 10-000-416-53-5346-190C | 184.50 |
| Vendor Total: | | | | | 2,165.75 |
| 07094 EZ-Toyz Incorporated | | | | | |
| Service Call Camcras | 225927 | 27007-2 | 082.08.2023 | 10-101-000-52-5210-000C | 609.95 |
| Vendor Total: | | | | | 609.95 |
| 07142 Traqology North America | | | | | |

Fund **Description**
Vendor No **Vendor Name**

| Line Item Description | Check No | Invoice Number | Batch Number | GL Account Number | Amount |
|--|----------|----------------|--------------|-------------------------|----------|
| Equipment 2201 PSC 53283 | 226117 | 1216 | 084.08.2023 | 10-101-000-53-5315-0000 | 80.00 |
| | | | | Vendor Total: | 80.00 |
| 07149 ODP Business Solutions LLC | | | | | |
| Office Supplies | 225703 | 317851042001 | 073.07.2023 | 10-000-000-53-5302-0000 | 118.98 |
| Office Supplies | 225703 | 317853577001 | 073.07.2023 | 10-000-000-53-5302-0000 | 12.99 |
| | | | | Vendor Total: | 131.97 |
| 07167 Cali, Lauren | | | | | |
| Mileage Reimbursement 06/27/23-08/14/23 | 226143 | 081423 | 085.08.2023 | 10-000-415-54-5422-0000 | 48.01 |
| | | | | Vendor Total: | 48.01 |
| 07198 Oak Brook Park District | | | | | |
| Exec Asst Webinar on Minute Taking | 226031 | 080923 | 083.08.2023 | 10-000-000-54-5432-0000 | 4.96 |
| | | | | Vendor Total: | 4.96 |
| 07222 Team Concept Printing & Thermography Inc. | | | | | |
| Light the Torch 2023 Postcards | 225884 | 1333636 | 081.08.2023 | 10-000-416-53-5346-1910 | 279.80 |
| Brew and Seltzer Fest 2023 Lanyard Cards | 225965 | 1333942 | 082.08.2023 | 10-000-416-53-5346-1903 | 1,082.05 |
| | | | | Vendor Total: | 1,361.85 |
| 07251 Colliflower | | | | | |
| PSC 53297 Equipment 1364 | 225678 | 02070021 | 073.07.2023 | 10-101-000-53-5315-0000 | 532.26 |
| | | | | Vendor Total: | 532.26 |
| 07255 U.S. Fire & Safety Equipment Co. | | | | | |
| Annual Maintenance | 225803 | 517682 | 074.07.2023 | 10-101-856-52-5211-0000 | 100.00 |
| Annual Maintenance | 225803 | 517682 | 074.07.2023 | 10-101-854-52-5211-0000 | 100.00 |
| Annual Maintenance | 225803 | 517682 | 074.07.2023 | 10-101-000-52-5211-0000 | 1,104.98 |
| Annual Maintenance | 225803 | 517682 | 074.07.2023 | 10-101-000-52-5211-1904 | 150.00 |
| | | | | Vendor Total: | 1,454.98 |
| 07268 Diaz, Viviana | | | | | |
| Mileage Reimbursement for 061623-071423 | 225758 | 0714233 | 074.07.2023 | 10-000-415-54-5422-0000 | 7.73 |
| | | | | Vendor Total: | 7.73 |
| 07310 Contreras, Blanca | | | | | |
| Reissue Payroll Check #26504 for B. Contreras | 225832 | 073123 | 081.08.2023 | 10-000-000-25-2581-0000 | 697.07 |
| | | | | Vendor Total: | 697.07 |
| 07311 USSI RENTALS INC | | | | | |
| Equipment 1116 | 225892 | W4393 | 081.08.2023 | 10-101-000-52-5210-0000 | 495.00 |
| | | | | Vendor Total: | 495.00 |
| 07315 Nicholson, Ella | | | | | |
| Reissue PR# 26913 6/30/2023 for Nicholson | 226028 | 081123 | 083.08.2023 | 10-000-000-25-2581-0000 | 318.91 |
| | | | | Vendor Total: | 318.91 |
| 07333 Cardona, Michele | | | | | |
| Refund for Duplicate Charge at Summer Concert | 226145 | 082823 | 085.08.2023 | 10-000-416-45-4583-1900 | 36.00 |
| | | | | Vendor Total: | 36.00 |
| 07335 Ostberg, Brian A. | | | | | |
| Speaking Engagement 08/26/23 | 226261 | 082623 | 091.09.2023 | 10-430-000-52-5210-0000 | 270.00 |
| | | | | Vendor Total: | 270.00 |

Fund **Description**
Vendor No **Vendor Name**

| Line Item Description | Check No | Invoice Number | Batch Number | GL Account Number | Amount |
|--|----------|----------------|--------------|-------------------------|------------|
| TMP*3425 DuPage Symphony Orchestra | | | | | |
| WPD Summer Entertainment Series - 09/09/23 | 226082 | 090923 Deposit | 084.08.2023 | 10-000-416-52-5241-1906 | 500.00 |
| Vendor Total: | | | | | 500.00 |
| Fund Total: | | | | | 188,043.15 |
| 20 Recreation | | | | | |
| 00019 Alarm Detection Systems | | | | | |
| NS Pool Alarm Monitoring May through July | 225661 | 145040-1040 | 073.07.2023 | 20-101-231-52-5211-0000 | 189.00 |
| Toohy Alarm Monitoring Aug thru Oct | 225735 | 145040-1041 | 074.07.2023 | 20-101-000-52-5211-0000 | 189.00 |
| Rathje Alarm Monitoring Aug thru Oct | 225735 | 145040-1041 | 074.07.2023 | 20-101-000-52-5211-0000 | 189.00 |
| LM Alarm Monitoring Aug thru Oct | 225735 | 145040-1041 | 074.07.2023 | 20-101-112-52-5211-0000 | 204.00 |
| CAC Alarm Monitoring Aug thru Oct | 225735 | 145040-1041 | 074.07.2023 | 20-101-225-52-5211-0000 | 189.00 |
| Northside Pool Alarm Monitoring Aug thru Oct | 225735 | 145040-1041 | 074.07.2023 | 20-101-231-52-5211-0000 | 189.00 |
| MLC Alarm Monitoring Aug thru Oct | 225735 | 145040-1041 | 074.07.2023 | 20-101-304-52-5211-0000 | 162.00 |
| Clocktower Alarm Monitoring Aug thru Oct | 225735 | 145040-1041 | 074.07.2023 | 20-101-303-52-5211-0000 | 162.00 |
| CC Alarm Monitoring Aug thru Oct | 225735 | 145040-1041 | 074.07.2023 | 20-101-220-52-5211-0000 | 216.00 |
| Vendor Total: | | | | | 1,689.00 |
| 00025 Allen Lock & Key | | | | | |
| Duplicate Keys | 225737 | 2455 | 074.07.2023 | 20-101-220-53-5313-0000 | 35.00 |
| CCTR Service Call | 225814 | 2473 | 081.08.2023 | 20-101-220-52-5210-0000 | 429.00 |
| Vendor Total: | | | | | 464.00 |
| 00032 Alpha Graphics | | | | | |
| 2022 Athletic Department Annual Report Printin | 225738 | 173630 | 074.07.2023 | 20-000-205-53-5302-0000 | 391.60 |
| Fitness Posters for PPF | 226216 | 173745 | 091.09.2023 | 20-350-302-54-5426-0000 | 70.00 |
| Vendor Total: | | | | | 461.60 |
| 00042 Anderson Elevator Co. | | | | | |
| CC Monthly Elevator Maintenance | 225584 | INV-74679-R2M7 | 072.07.2023 | 20-101-220-52-5211-0000 | 194.00 |
| CAC Monthly Elevator Maintenance | 225584 | INV-74680-T9J9 | 072.07.2023 | 20-101-225-52-5211-0000 | 200.00 |
| CC Monthly Elevator Inspection | 225987 | INV-75884-J0T9 | 083.08.2023 | 20-101-220-52-5211-0000 | 194.00 |
| CAC Monthly Elevator Inspection | 225987 | INV-75885-R0H1 | 083.08.2023 | 20-101-225-52-5211-0000 | 200.00 |
| Vendor Total: | | | | | 788.00 |
| 00043 Anderson Pest Solutions | | | | | |
| Pest Control | 225585 | 47763397 | 072.07.2023 | 20-101-232-52-5211-0000 | 151.67 |
| Community Center Pest Control | 226217 | 49857981 | 091.09.2023 | 20-101-232-52-5211-0000 | 166.84 |
| Vendor Total: | | | | | 318.51 |
| 00057 Armbrust Plumbing & Air Conditioning Inc. | | | | | |
| Backflow Valve Inspection Community Center | 225587 | 57727413 | 072.07.2023 | 20-101-220-52-5210-0000 | 855.00 |
| Backflow Valve Inspection Toohey | 225587 | 57727430 | 072.07.2023 | 20-101-000-52-5210-0000 | 285.00 |
| Backflow Valve Inspection Atten | 225587 | 57727447 | 072.07.2023 | 20-101-000-52-5210-0000 | 95.00 |
| Backflow Valve Inspection CAC | 225587 | 57728821 | 072.07.2023 | 20-101-225-52-5210-0000 | 190.00 |
| Backflow Valve Inspection Northside Pool | 225587 | 57739804 | 072.07.2023 | 20-101-231-52-5211-0000 | 285.00 |
| Failed RPZ Inspection Repair CC | 225740 | 58727949 | 074.07.2023 | 20-101-232-52-5210-0000 | 2,970.00 |
| Rodding Grease Trap | 225666 | 58728249 | 073.07.2023 | 20-101-232-52-5210-0000 | 2,743.77 |
| Repair Toilet in Men's Locker Room | 225912 | 59518997 | 082.08.2023 | 20-101-231-52-5210-0000 | 219.00 |
| Rice Pool Locker Room Toilets | 225989 | 60001846 | 083.08.2023 | 20-101-232-52-5210-0000 | 632.65 |
| Vendor Total: | | | | | 8,275.42 |
| 00068 AT&T Mobility | | | | | |
| 234-1813 Chad S 61823-071723 | 225817 | 877051597_0723 | 081.08.2023 | 20-000-200-52-5265-0000 | 73.94 |
| 251-7649 Recreation Tablet 22 061823-071723 | 225817 | 877051597_0723 | 081.08.2023 | 20-000-200-52-5265-0000 | 23.24 |
| 346-9181 Athletics Camp 061823-071723 | 225817 | 877051597_0723 | 081.08.2023 | 20-000-203-52-5265-0000 | 73.94 |

Fund **Description**
Vendor No **Vendor Name**

| Line Item Description | Check No | Invoice Number | Batch Number | GL Account Number | Amount |
|---|----------|----------------|--------------|-------------------------|-----------|
| 346-9179 Camp Illini 061823-071723 | 225817 | 877051597_0723 | 081.08.2023 | 20-220-207-52-5265-000C | 73.94 |
| 346-9486 Camp No Name 061823-071723 | 225817 | 877051597_0723 | 081.08.2023 | 20-220-207-52-5265-000C | 73.94 |
| 346-9608 Camp Blackhawk 061823-071723 | 225817 | 877051597_0723 | 081.08.2023 | 20-220-207-52-5265-000C | 73.94 |
| 346-9730 Camp I Don't Know 061823-071723 | 225817 | 877051597_0723 | 081.08.2023 | 20-220-207-52-5265-000C | 73.94 |
| 346-9812 Mean Camp Green 061823-071723 | 225817 | 877051597_0723 | 081.08.2023 | 20-220-207-52-5265-000C | 73.94 |
| 768-2406 WPD Wagner 061823-071723 | 225817 | 877051597_0723 | 081.08.2023 | 20-101-220-52-5265-000C | 73.95 |
| 414-0027 M. Wilhelmi 061823-071723 | 225817 | 877051597_0723 | 081.08.2023 | 20-000-415-52-5265-000C | 73.95 |
| 885-4579 D. Shee 061823-071723 | 225817 | 877051597_0723 | 081.08.2023 | 20-101-000-52-5265-000C | 48.70 |
| 885-4684 W. Russell 061823-071723 | 225817 | 877051597_0723 | 081.08.2023 | 20-222-232-52-5265-000C | 48.70 |
| 251-7369 Max Y. 061823-071723 | 225817 | 877051597_0723 | 081.08.2023 | 20-222-232-52-5265-000C | 48.69 |
| 232-9894 Hot Spot 2 PPFC 061823-071723 | 225817 | 877051597_0723 | 081.08.2023 | 20-350-302-52-5265-000C | 43.23 |
| 605-1287 Athletics 061823-071723 | 225817 | 877051597_0723 | 081.08.2023 | 20-000-205-52-5265-000C | 48.70 |
| 232-9893 Hot Spot 3 Athletics 061823-071723 | 225817 | 877051597_0723 | 081.08.2023 | 20-000-205-52-5265-000C | 43.23 |
| 281-0870 A. Lewandowski 061823-071723 | 225817 | 877051597_0723 | 081.08.2023 | 20-000-205-52-5265-000C | 48.69 |
| 624-3574 D. Novak 061823-071723 | 225817 | 877051597_0723 | 081.08.2023 | 20-000-205-52-5265-000C | 48.70 |
| 346-5702 M. Wrobel 061823-071723 | 225817 | 877051597_0723 | 081.08.2023 | 20-000-203-52-5265-000C | 48.69 |
| 945-7926 Critter Camp 061823-071723 | 225817 | 877051597_0723 | 081.08.2023 | 20-000-112-52-5265-0000 | 7.70 |
| 945-7927 Curiosity Camp 061823-071723 | 225817 | 877051597_0723 | 081.08.2023 | 20-000-112-52-5265-0000 | 6.72 |
| 945-7928 Camp Wild Ones 061823-071723 | 225817 | 877051597_0723 | 081.08.2023 | 20-000-112-52-5265-0000 | 7.15 |
| 536-4138 V. Beyer 061823-071723 | 225817 | 877051597_0723 | 081.08.2023 | 20-000-200-52-5265-000C | 73.95 |
| 251-0735 Vickie P 061823-071723 | 225817 | 877051597_0723 | 081.08.2023 | 20-000-304-52-5265-000C | 48.69 |
| 346-9428 J. Martinson 061823-071723 | 225817 | 877051597_0723 | 081.08.2023 | 20-220-207-52-5265-000C | -26.07 |
| 281-0870 A. Lewandowski 071823-081723 | 226219 | 877051597_0823 | 091.09.2023 | 20-000-205-52-5265-000C | 48.69 |
| 624-3574 D. Novak 071823-081723 | 226219 | 877051597_0823 | 091.09.2023 | 20-000-205-52-5265-000C | 48.70 |
| 414-0027 M. Wilhelmi 071823-081723 | 226219 | 877051597_0823 | 091.09.2023 | 20-000-415-52-5265-000C | 73.95 |
| 885-4684 W. Russell 071823-081723 | 226219 | 877051597_0823 | 091.09.2023 | 20-222-232-52-5265-000C | 48.70 |
| 885-4579 D. Shee 071823-081723 | 226219 | 877051597_0823 | 091.09.2023 | 20-101-000-52-5265-000C | 48.70 |
| 768-2406 WPD Wagner 071823-081723 | 226219 | 877051597_0823 | 091.09.2023 | 20-101-220-52-5265-000C | 73.95 |
| 945-7926 Critter Camp 071823-081723 | 226219 | 877051597_0823 | 091.09.2023 | 20-000-112-52-5265-0000 | 8.80 |
| 945-7927 Curiosity Camp 071823-081723 | 226219 | 877051597_0823 | 091.09.2023 | 20-000-112-52-5265-0000 | 6.24 |
| 945-7928 Camp Wild Ones 071823-081723 | 226219 | 877051597_0823 | 091.09.2023 | 20-000-112-52-5265-0000 | 10.31 |
| 536-4138 V. Beyer 071823-081723 | 226219 | 877051597_0823 | 091.09.2023 | 20-000-200-52-5265-000C | 73.95 |
| 346-5702 M. Wrobel 071823-081723 | 226219 | 877051597_0823 | 091.09.2023 | 20-000-203-52-5265-000C | 48.69 |
| 346-9428 J. Martinson 071823-081723 | 226219 | 877051597_0823 | 091.09.2023 | 20-220-207-52-5265-000C | 73.94 |
| 605-1287 Athletics 071823-081723 | 226219 | 877051597_0823 | 091.09.2023 | 20-000-205-52-5265-000C | 48.70 |
| 232-9893 Hot Spot 3 Athletics 071823-081723 | 226219 | 877051597_0823 | 091.09.2023 | 20-000-205-52-5265-000C | 43.23 |
| 251-0735 Vickie P 071823-081723 | 226219 | 877051597_0823 | 091.09.2023 | 20-000-304-52-5265-000C | 48.69 |
| 234-1813 Chad S 071823-081723 | 226219 | 877051597_0823 | 091.09.2023 | 20-000-200-52-5265-000C | 73.94 |
| 346-9179 Camp Illini 071823-081723 | 226219 | 877051597_0823 | 091.09.2023 | 20-220-207-52-5265-000C | -36.42 |
| 346-9486 Camp No Name 071823-081723 | 226219 | 877051597_0823 | 091.09.2023 | 20-220-207-52-5265-000C | -36.42 |
| 346-9608 Camp Blackhawk 071823-081723 | 226219 | 877051597_0823 | 091.09.2023 | 20-220-207-52-5265-000C | -36.42 |
| 346-9730 Camp I Don't Know 071823-081723 | 226219 | 877051597_0823 | 091.09.2023 | 20-220-207-52-5265-000C | -36.42 |
| 346-9812 Mean Camp Green 071823-081723 | 226219 | 877051597_0823 | 091.09.2023 | 20-220-207-52-5265-000C | -36.42 |
| 251-7649 Recreation Tablet 22 071823-081723 | 226219 | 877051597_0823 | 091.09.2023 | 20-000-200-52-5265-000C | 23.24 |
| 346-9181 Athletics Camp 071823-081723 | 226219 | 877051597_0823 | 091.09.2023 | 20-000-203-52-5265-000C | -36.42 |
| 251-7369 Max Y. 071823-081723 | 226219 | 877051597_0823 | 091.09.2023 | 20-222-232-52-5265-000C | 48.69 |
| 232-9894 Hot Spot 2 PPFC 071823-081723 | 226219 | 877051597_0823 | 091.09.2023 | 20-350-302-52-5265-000C | 43.23 |
| Vendor Total: | | | | | 1,910.01 |
| 00151 BSN Sports Inc | | | | | |
| Football Mouth Guards and Helmet Covers | 226070 | 05102023 | 084.08.2023 | 20-221-222-53-5302-000C | 614.40 |
| Scrimmage Vests | 225996 | 922242095 | 083.08.2023 | 20-220-204-53-5301-444C | 661.50 |
| Scrimmage Vests | 225996 | 922242095 | 083.08.2023 | 20-220-204-53-5301-444C | 661.50 |
| Vendor Total: | | | | | 1,937.40 |
| 00192 City of Wheaton | | | | | |
| Cream of Wheaton Cust# 9025 | 225827 | 512106 | 081.08.2023 | 20-000-416-52-5241-190C | 20,435.12 |
| Cream of Wheaton Cust# 9025 | 225827 | 512193 | 081.08.2023 | 20-000-416-53-5346-190C | 30.55 |

Fund **Description**
Vendor No **Vendor Name**

| Line Item Description | Check No | Invoice Number | Batch Number | GL Account Number | Amount |
|---|----------|-----------------|--------------|-------------------------|-----------|
| July Board Meeting Cust# 9025 | 225827 | 512195 | 081.08.2023 | 20-000-000-54-5401-000C | 108.34 |
| Junior Officer Training Camp 062623-063023 C | 225827 | 512201 | 081.08.2023 | 20-220-208-52-5280-888C | 280.00 |
| Rathje Park 070123-093023 | 225596 | WH6225_0923 | 072.07.2023 | 20-101-000-52-5211-0000 | 255.00 |
| Zamboni Storage 070123-093023 | 225596 | WH6226_0923 | 072.07.2023 | 20-101-225-52-5211-0000 | 255.00 |
| Northside Pool 070123-093023 | 225596 | WH6460_0923 | 072.07.2023 | 20-222-231-52-5210-000C | 255.00 |
| Toohey Park 070123-093023 | 225596 | WH6609_0923 | 072.07.2023 | 20-101-000-52-5211-0000 | 255.00 |
| Clocktower Commons 070123-093023 | 225596 | WH6653_0923 | 072.07.2023 | 20-101-303-52-5211-0000 | 255.00 |
| Community Ctr 070123-093023 | 225596 | WH6745_0923 | 072.07.2023 | 20-101-220-52-5211-0000 | 255.00 |
| Central Athletic 070123-093023 | 225596 | WH6948_0923 | 072.07.2023 | 20-101-225-52-5211-0000 | 255.00 |
| Lincoln Marsh 070123-093023 | 225596 | WH6979_0923 | 072.07.2023 | 20-101-112-52-5211-0000 | 255.00 |
| Vendor Total: | | | | | 22,894.01 |
| 00193 City of Wheaton | | | | | |
| Rathje Park 060623-070723 | 225749 | 0007650000_0723 | 074.07.2023 | 20-000-000-52-5264-000C | 22.29 |
| Rathje Park 070723-080823 | 226151 | 0007650000_0823 | 085.08.2023 | 20-000-000-52-5264-000C | 22.29 |
| Graf Park/Monroe 060523-070623 | 225749 | 0034005200_0723 | 074.07.2023 | 20-000-000-52-5264-000C | 20.89 |
| Graf Park/Monroe 070623-080723 | 226151 | 0034005200_0823 | 085.08.2023 | 20-000-000-52-5264-000C | 20.89 |
| Graf Pk/Monroe 060523-070623 | 225749 | 0034005300_0723 | 074.07.2023 | 20-000-000-52-5264-000C | 120.65 |
| Graf Pk/Monroe 070623-080723 | 226151 | 0034005300_0823 | 085.08.2023 | 20-000-000-52-5264-000C | 77.45 |
| Northside Pool 060523-070623 | 225749 | 0052890000_0723 | 074.07.2023 | 20-222-231-52-5264-000C | 2,067.90 |
| Northside Pool 070623-080723 | 226151 | 0052890000_0823 | 085.08.2023 | 20-222-231-52-5264-000C | 1,866.30 |
| Northside Pool 060523-070623 | 225749 | 0052890100_0723 | 074.07.2023 | 20-222-231-52-5264-000C | 2,223.56 |
| Northside Pool 070623-080723 | 226151 | 0052890100_0823 | 085.08.2023 | 20-222-231-52-5264-000C | 2,409.16 |
| Boy Scout Cabin 060523-070623 | 225749 | 0052910000_0723 | 074.07.2023 | 20-000-000-52-5264-000C | 22.29 |
| Boy Scout Cabin 070623-080723 | 226151 | 0052910000_0823 | 085.08.2023 | 20-000-000-52-5264-000C | 22.29 |
| Toohey Park 060623-070723 | 225749 | 0212470900_0723 | 074.07.2023 | 20-000-000-52-5264-000C | 108.05 |
| Toohey Park 070723-080823 | 226151 | 0212470900_0823 | 085.08.2023 | 20-000-000-52-5264-000C | 108.05 |
| Atten Park 060623-070723 | 225749 | 0280800000_0723 | 074.07.2023 | 20-000-000-52-5264-000C | 61.49 |
| Atten Park 070723-080823 | 226151 | 0280800000_0823 | 085.08.2023 | 20-000-000-52-5264-000C | 38.29 |
| Atten Park 060623-070723 | 225749 | 0280840800_0723 | 074.07.2023 | 20-000-000-52-5264-000C | 4,497.16 |
| Atten Park 070723-080823 | 226151 | 0280840800_0823 | 085.08.2023 | 20-000-000-52-5264-000C | 1,718.96 |
| Central Athletic Complex 060523-070623 | 225749 | 0366180000_0723 | 074.07.2023 | 20-220-225-52-5264-000C | 59.10 |
| Central Athletic Complex 070623-080723 | 226151 | 0366180000_0823 | 085.08.2023 | 20-220-225-52-5264-000C | 66.30 |
| Central Athletic Complex 060523-070623 | 225749 | 0366190000_0723 | 074.07.2023 | 20-220-225-52-5264-000C | 200.56 |
| Central Athletic Complex 070623-080723 | 226151 | 0366190000_0823 | 085.08.2023 | 20-220-225-52-5264-000C | 193.36 |
| Clocktower Commons 060523-070623 | 225749 | 0367030000_0723 | 074.07.2023 | 20-350-303-52-5264-000C | 149.45 |
| Clocktower Commons 070623-080723 | 226151 | 0367030000_0823 | 085.08.2023 | 20-350-303-52-5264-000C | 113.45 |
| Zamboni Storage 060523-070623 | 225749 | 0375250000_0723 | 074.07.2023 | 20-220-225-52-5264-000C | 63.05 |
| Zamboni Storage 070623-080723 | 226151 | 0375250000_0823 | 085.08.2023 | 20-220-225-52-5264-000C | 63.05 |
| Mary Lubko Center 060523-070623 | 225749 | 0417780000_0723 | 074.07.2023 | 20-000-304-52-5264-000C | 70.25 |
| Mary Lubko Center 070623-080723 | 226151 | 0417780000_0823 | 085.08.2023 | 20-000-304-52-5264-000C | 84.65 |
| Rice Pool 060623-070723 | 225749 | 0443170000_0723 | 074.07.2023 | 20-222-232-52-5264-000C | 12,909.26 |
| Rice Pool 070723-080823 | 226151 | 0443170000_0823 | 085.08.2023 | 20-222-232-52-5264-000C | 12,714.86 |
| Rice Pool 060623-070723 | 225749 | 0443170100_0723 | 074.07.2023 | 20-222-232-52-5264-000C | 1,550.10 |
| Rice Pool 070723-080823 | 226151 | 0443170100_0823 | 085.08.2023 | 20-222-232-52-5264-000C | 1,213.70 |
| Rice Pool 060623-070723 | 225749 | 0443170200_0723 | 074.07.2023 | 20-222-232-52-5264-000C | 227.66 |
| Rice Pool 070723-080823 | 226151 | 0443170200_0823 | 085.08.2023 | 20-222-232-52-5264-000C | 216.06 |
| Vendor Total: | | | | | 45,322.82 |
| 00243 DuPage County Public Works | | | | | |
| Community Center 040523-060623 | 225759 | 15517525_0623 | 074.07.2023 | 20-224-220-52-5264-000C | 9,305.99 |
| Rice Pool 040523-060623 | 225759 | 15517528_0623 | 074.07.2023 | 20-222-232-52-5264-000C | 607.95 |
| Rice Pool 040523-060623 | 225759 | 15520668_0623 | 074.07.2023 | 20-222-232-52-5264-000C | 514.59 |
| Vendor Total: | | | | | 10,428.53 |
| 00334 Gordon Food Service | | | | | |
| CM# 110472 Concessions | 225767 | 110472 | 074.07.2023 | 20-222-232-53-5328-000C | -106.77 |

Fund **Description**
Vendor No **Vendor Name**

| Line Item Description | Check No | Invoice Number | Batch Number | GL Account Number | Amount |
|---|----------|-----------------|--------------|-------------------------|-----------|
| Credit 115750 Rebate | 226175 | 115750 | 085.08.2023 | 20-222-232-53-5328-000C | -65.32 |
| Rice Food Product | 225692 | 228751919 | 073.07.2023 | 20-222-232-53-5328-000C | 973.09 |
| Rice Food Product | 225932 | 229030086 | 082.08.2023 | 20-222-232-53-5328-000C | 1,774.99 |
| Rice Supplies | 225932 | 229030086 | 082.08.2023 | 20-222-232-53-5329-000C | 94.30 |
| Rice Food Supplies | 225611 | 960085386 | 072.07.2023 | 20-222-232-53-5328-000C | 168.85 |
| Rice Concession Supplies | 225692 | 960085451 | 073.07.2023 | 20-222-232-53-5329-000C | 485.13 |
| Rice Food Supplies | 225692 | 960085451 | 073.07.2023 | 20-222-232-53-5328-000C | 59.56 |
| Rice Concession Supplies | 225692 | 960085534 | 073.07.2023 | 20-222-232-53-5329-000C | 205.54 |
| Rice Food Supplies | 225692 | 960085534 | 073.07.2023 | 20-222-232-53-5328-000C | 210.94 |
| Rice Food Supplies | 225692 | 960085574 | 073.07.2023 | 20-222-232-53-5328-000C | 517.69 |
| Northside Food Product | 225692 | 960085721 | 073.07.2023 | 20-222-231-53-5328-000C | 570.19 |
| Rice Concessions Product | 225842 | 960085965 | 081.08.2023 | 20-222-232-53-5328-000C | 718.28 |
| Rice Concessions Product | 225842 | 960086023 | 081.08.2023 | 20-222-232-53-5328-000C | 273.20 |
| Rice Concessions Supplies | 225842 | 960086023 | 081.08.2023 | 20-222-232-53-5329-000C | 254.90 |
| Rice Concessions Supplies | 225842 | 960086099 | 081.08.2023 | 20-222-232-53-5329-000C | 143.78 |
| Rice Food Products | 225932 | 960086349 | 082.08.2023 | 20-222-232-53-5328-000C | 605.82 |
| Rice Food Product | 225932 | 960086351 | 082.08.2023 | 20-222-232-53-5328-000C | 566.55 |
| Concessions Product | 226014 | 960086569 | 083.08.2023 | 20-222-232-53-5328-000C | 1,374.63 |
| Concessions Supplies | 226014 | 960086569 | 083.08.2023 | 20-222-232-53-5329-000C | 215.94 |
| Food Order Rice | 226234 | 960087165 | 091.09.2023 | 20-222-232-53-5328-000C | 932.05 |
| Vendor Total: | | | | | 9,973.34 |
| 00335 W W Grainger Inc | | | | | |
| Fire Hose Nozzle Return | 225650 | 9738991158 | 072.07.2023 | 20-101-232-53-5311-0000 | -99.05 |
| Toilet | 225650 | 9749622396 | 072.07.2023 | 20-101-232-53-5311-0000 | 173.98 |
| Screwdriver | 225650 | 9757148466 | 072.07.2023 | 20-101-232-53-5345-000C | 10.92 |
| NSP Fan | 225974 | 9785298853 | 082.08.2023 | 20-101-231-53-5312-000C | 45.03 |
| Vendor Total: | | | | | 130.88 |
| 00336 All American Sports Corp | | | | | |
| Rams Football Equipment | 225736 | 60488079 | 074.07.2023 | 20-221-222-53-5302-000C | 2,177.34 |
| Football Shields and Dummies | 225812 | 60488819 | 081.08.2023 | 20-221-222-53-5302-000C | 4,259.28 |
| Tackle Helmets | 225812 | 60489380 | 081.08.2023 | 20-221-222-53-5302-000C | 3,069.95 |
| Tackle Football Equipment | 225662 | 951888746 | 073.07.2023 | 20-221-222-53-5302-000C | 823.95 |
| Rams Football Valve Retainer Cap | 226215 | 951939032 | 091.09.2023 | 20-221-222-53-5302-000C | 28.43 |
| Vendor Total: | | | | | 10,358.95 |
| 00386 Hagg Press Inc | | | | | |
| Fall Guide Printing | 226016 | 118261 | 083.08.2023 | 20-000-415-52-5235-000C | 2,371.92 |
| Vendor Total: | | | | | 2,371.92 |
| 00389 Lynette Havelka | | | | | |
| Mileage Reimbursement for July 2023 | 225945 | 073123 | 082.08.2023 | 20-224-220-54-5422-000C | 26.20 |
| Mileage Reimbursement for August 2023 | 226186 | 083123 | 085.08.2023 | 20-224-220-54-5422-000C | 47.16 |
| Vendor Total: | | | | | 73.36 |
| 00391 HALOGEN SUPPLY COMPANY | | | | | |
| Ladder Rungs | 225612 | 00600201 | 072.07.2023 | 20-101-232-53-5302-000C | 363.44 |
| Ladder Rungs | 225612 | 00600201 | 072.07.2023 | 20-101-231-53-5302-000C | 363.45 |
| Fittings | 225844 | 00601845 | 081.08.2023 | 20-101-232-53-5311-0000 | 43.46 |
| Pool Pump Parts | 226235 | 00603206 | 091.09.2023 | 20-101-232-53-5302-000C | 137.63 |
| Vendor Total: | | | | | 907.98 |
| 00406 Commonwealth Edison | | | | | |
| Lincoln Ave 061423-071423 | 225751 | 8435664018_0723 | 074.07.2023 | 20-000-112-52-5260-0000 | 146.99 |
| Lincoln Ave 071423-081423 | 226074 | 8435664018_0823 | 084.08.2023 | 20-000-112-52-5260-0000 | 176.34 |

Fund Description
Vendor No Vendor Name

| Line Item Description | Check No | Invoice Number | Batch Number | GL Account Number | Amount |
|--|----------|-------------------|--------------|-------------------------|-----------|
| Vendor Total: | | | | | 323.33 |
| 00417 Constellation NewEnergy Inc | | | | | |
| Seven Gables Barn 052623-062723 | 225601 | 0220031032_0623 | 072.07.2023 | 20-000-000-52-5260-000C | 37.95 |
| Seven Gables Barn 062723-072723 | 225922 | 0220031032_0723 | 082.08.2023 | 20-000-000-52-5260-000C | 42.54 |
| Community Center 060923-071123 | 225752 | 0534243000_0723 | 074.07.2023 | 20-224-220-52-5260-000C | 21,189.77 |
| Rice Pool 060923-071123 | 225752 | 0534243000_0723 | 074.07.2023 | 20-222-232-52-5260-000C | 7,063.25 |
| Atten Park 060923-071123 | 225682 | 0788335008_0723 | 073.07.2023 | 20-000-000-52-5260-000C | 2,567.00 |
| Graf Park/Monroe 060923-071123 | 225752 | 0788340009_0723 | 074.07.2023 | 20-000-000-52-5260-000C | 418.17 |
| Graf Park/Monroe 071123-080923 | 226075 | 0788340009_0823 | 084.08.2023 | 20-000-000-52-5260-000C | 821.60 |
| Zamboni Storage 053123-062923 | 225601 | 1110160150_0623 | 072.07.2023 | 20-220-225-52-5260-000C | 38.29 |
| Zamboni Storage 062923-073123 | 225922 | 1110160150_0723 | 082.08.2023 | 20-220-225-52-5260-000C | 37.92 |
| Graf Park/Monroe 060923-071123 | 225682 | 1371090088_0723 | 073.07.2023 | 20-000-000-52-5260-000C | 88.15 |
| Graf Park/Monroe 071123-080923 | 226004 | 1371090088_0823 | 083.08.2023 | 20-000-000-52-5260-000C | 65.80 |
| Central Athletic Complex 060923-071023 | 225682 | 6219071053_0723 | 073.07.2023 | 20-220-225-52-5260-000C | 5,295.35 |
| Central Athletic Complex 071023-080823 | 226004 | 6219071053_0823 | 083.08.2023 | 20-220-225-52-5260-000C | 6,216.34 |
| Toohey Park 061223-071223 | 225682 | 6414387023_0723 | 073.07.2023 | 20-000-000-52-5260-000C | 519.59 |
| Clocktower Commons 060823-071023 | 225682 | 7123061000_0723 | 073.07.2023 | 20-350-303-52-5260-000C | 294.19 |
| Clocktower Commons 071023-080823 | 226004 | 7123061000_0823 | 083.08.2023 | 20-350-303-52-5260-000C | 270.38 |
| Rathje Park 061323-071323 | 225682 | 7592636002_0723 | 073.07.2023 | 20-000-000-52-5260-000C | 182.17 |
| Rathje Park 071323-081123 | 226075 | 7592636002_0823 | 084.08.2023 | 20-000-000-52-5260-000C | 188.56 |
| Northside Shelter 061423-071423 | 225752 | 8351586008_0723 | 074.07.2023 | 20-000-000-52-5260-000C | 104.09 |
| Northside Shelter 071423-081423 | 226156 | 8351586008_0823 | 085.08.2023 | 20-000-000-52-5260-000C | 110.79 |
| Girl Scout Cabin 061423-071423 | 225752 | 8351594000_0723 | 074.07.2023 | 20-000-000-52-5260-000C | 31.32 |
| Girl Scout Cabin 071423-081423 | 226156 | 8351594000_0823 | 085.08.2023 | 20-000-000-52-5260-000C | 28.82 |
| Northside Pool 061423-071423 | 225752 | 8351595007_0723 | 074.07.2023 | 20-222-231-52-5260-000C | 3,004.45 |
| Northside Pool 071423-081523 | 226156 | 8351595007_0823 | 085.08.2023 | 20-222-231-52-5260-000C | 2,861.03 |
| Boy Scout Cabin 061423-071423 | 225752 | 8351596004_0723 | 074.07.2023 | 20-000-000-52-5260-000C | 61.97 |
| Boy Scout Cabin 071423-081423 | 226156 | 8351596004_0823 | 085.08.2023 | 20-000-000-52-5260-000C | 64.13 |
| Mary Lubko Center 060923-070723 | 225682 | 8843417003_0723 | 073.07.2023 | 20-000-304-52-5260-000C | 570.84 |
| Mary Lubko Center 070723-080723 | 226004 | 8843417003_0823 | 083.08.2023 | 20-000-304-52-5260-000C | 774.68 |
| Vendor Total: | | | | | 52,949.14 |
| 00418 Conserv FS Inc. | | | | | |
| Pro Choice Red | 225599 | 6425052 | 072.07.2023 | 20-101-000-53-5349-000C | 540.00 |
| Striping Paint | 225921 | 6425532 | 082.08.2023 | 20-101-000-53-5349-000C | 1,615.00 |
| Vendor Total: | | | | | 2,155.00 |
| 00453 ILLINOIS AMERICAN WATER CO. | | | | | |
| Lincoln Marsh 061423-071423 | 225771 | 1025211695604_072 | 074.07.2023 | 20-000-112-52-5264-0000 | 27.02 |
| Lincoln Marsh 071523-081123 | 226182 | 1025211695604_082 | 085.08.2023 | 20-000-112-52-5264-0000 | 28.30 |
| Vendor Total: | | | | | 55.32 |
| 00475 Constellation Newenergy Gas Division LLC | | | | | |
| Rice Pool 050123-053123 | 225600 | 7718490000_0523 | 072.07.2023 | 20-222-232-52-5261-000C | 1,164.25 |
| Community Center 050123-053123 | 225600 | 7718490000_0523 | 072.07.2023 | 20-224-220-52-5261-000C | 3,492.73 |
| Community Center 060123-063023 | 225681 | 7718490000_0630 | 073.07.2023 | 20-224-220-52-5261-000C | 4,874.04 |
| Rice Pool 060123-063023 | 225681 | 7718490000_0630 | 073.07.2023 | 20-222-232-52-5261-000C | 1,624.68 |
| Community Center 070123-073123 | 226155 | 7718490000_0723 | 085.08.2023 | 20-224-220-52-5261-000C | 3,418.07 |
| Rice Pool 070123-073123 | 226155 | 7718490000_0723 | 085.08.2023 | 20-222-232-52-5261-000C | 1,139.36 |
| Vendor Total: | | | | | 15,713.13 |
| 00481 IWSL | | | | | |
| 2023 Fall Registration for Wheaton United Trav | 225938 | 072823 | 082.08.2023 | 20-220-204-52-5280-4457 | 24,517.00 |
| Team WUF181 Payment Only | 226094 | 081723 | 084.08.2023 | 20-220-204-52-5280-4457 | 590.00 |
| IWSL Player Cards | 226243 | 082523 | 091.09.2023 | 20-220-204-52-5280-4457 | 690.00 |

Fund **Description**
Vendor No **Vendor Name**

| Line Item Description | Check No | Invoice Number | Batch Number | GL Account Number | Amount |
|--|----------|-----------------|--------------|-------------------------|-----------|
| Vendor Total: | | | | | 25,797.00 |
| 00485 Jeff Ellis and Associates Inc | | | | | |
| Audit 7/11/23 | 225774 | 20115556 | 074.07.2023 | 20-222-231-52-5210-000C | 1,350.00 |
| Audit 08/11/23 | 226095 | 20116153 | 084.08.2023 | 20-222-231-52-5210-000C | 350.00 |
| Audit 08/11/23 | 226095 | 20116153 | 084.08.2023 | 20-222-232-52-5210-000C | 1,000.00 |
| Vendor Total: | | | | | 2,700.00 |
| 00512 Kantor, Gary | | | | | |
| Magic Class 08/02/23 | 225942 | 080223 | 082.08.2023 | 20-220-202-52-5280-2275 | 333.96 |
| Magic Workshops 062723-062823 | 225620 | 6272823 | 072.07.2023 | 20-220-207-52-5280-7705 | 2,200.00 |
| Camp Magic Show | 225851 | 72123 | 081.08.2023 | 20-220-207-52-5280-7705 | 1,100.00 |
| Camp Magic Show | 225851 | 72123 | 081.08.2023 | 20-220-208-52-5280-888C | 500.00 |
| Balloon Animals 07/25/23 | 225942 | 72553 | 082.08.2023 | 20-220-207-52-5280-7775 | 825.00 |
| Balloon Animals 07/25/23 | 225942 | 72553 | 082.08.2023 | 20-220-207-52-5280-7776 | 825.00 |
| Magic Classes | 225775 | 7623 | 074.07.2023 | 20-220-207-52-5280-7775 | 300.00 |
| Magic Classes | 225775 | 7623 | 074.07.2023 | 20-220-207-52-5280-7776 | 300.00 |
| Vendor Total: | | | | | 6,383.96 |
| 00525 Kirhofers Sports Inc | | | | | |
| 2023 Fall Soccer Jerseys | 225776 | 56651 | 074.07.2023 | 20-220-204-53-5301-4405 | 6,650.00 |
| Vendor Total: | | | | | 6,650.00 |
| 00655 NAPCO STEEL INC. | | | | | |
| Rice Pool Rock Lights | 225701 | 467371 | 073.07.2023 | 20-101-232-53-5302-000C | 1,590.00 |
| Vendor Total: | | | | | 1,590.00 |
| 00680 Northern Illinois Gas Company | | | | | |
| Central Athletic Complex 061523-071723 | 225864 | 1750636993_0723 | 081.08.2023 | 20-220-225-52-5261-000C | 212.81 |
| Central Athletic Complex 071723-081523 | 226259 | 1750636993_0823 | 091.09.2023 | 20-220-225-52-5261-000C | 210.05 |
| Northside Pool 061523-071723 | 225864 | 1760958462_0723 | 081.08.2023 | 20-222-231-52-5261-000C | 1,877.43 |
| Northside Pool 071723-081523 | 226190 | 1760958462_0823 | 085.08.2023 | 20-222-231-52-5261-000C | 1,183.38 |
| Rathje Park 061323-071323 | 225864 | 1812901000_0723 | 081.08.2023 | 20-000-000-52-5261-000C | 51.64 |
| Rathje Park 071323-081123 | 226190 | 1812901000_0823 | 085.08.2023 | 20-000-000-52-5261-000C | 51.67 |
| Community Center 061223-071223 | 225864 | 2245590000_0723 | 081.08.2023 | 20-224-220-52-5261-000C | 468.70 |
| Community Center 071223-081023 | 226190 | 2245590000_0823 | 085.08.2023 | 20-224-220-52-5261-000C | 450.01 |
| Northside Pool 061523-071723 | 225864 | 3774221000_0723 | 081.08.2023 | 20-222-231-52-5261-000C | 55.95 |
| Northside Pool 071723-081523 | 226259 | 3774221000_0823 | 091.09.2023 | 20-222-231-52-5261-000C | 53.11 |
| Toohey Park 061223-071223 | 225864 | 4163602345_0723 | 081.08.2023 | 20-000-000-52-5261-000C | 171.04 |
| Toohey Park 071223-081123 | 226190 | 4163602345_0823 | 085.08.2023 | 20-000-000-52-5261-000C | 168.25 |
| Zamboni Storage 061523-071723 | 225864 | 4910440592_0723 | 081.08.2023 | 20-220-225-52-5261-000C | 57.84 |
| Zamboni Storage 071723-081523 | 226190 | 4910440592_0823 | 085.08.2023 | 20-220-225-52-5261-000C | 56.50 |
| Mary Lubko Center 061523-071723 | 225864 | 4920221000_0723 | 081.08.2023 | 20-000-304-52-5261-000C | 55.23 |
| Mary Lubko Center 071723-081523 | 226259 | 4920221000_0823 | 091.09.2023 | 20-000-304-52-5261-000C | 54.55 |
| Memorial Park Bandshell 061523-071723 | 225864 | 8157791522_0723 | 081.08.2023 | 20-000-000-52-5261-000C | 61.01 |
| Memorial Park Bandshell 071723-081523 | 226190 | 8157791522_0823 | 085.08.2023 | 20-000-000-52-5261-000C | 58.15 |
| Vendor Total: | | | | | 5,297.32 |
| 00742 Pepsi Beverages Company | | | | | |
| Rice Pepsi Vending | 225951 | 00098708 | 082.08.2023 | 20-222-232-53-5351-000C | 152.22 |
| Rice Concession Supplies | 225951 | 00098708 | 082.08.2023 | 20-222-232-53-5329-000C | 201.22 |
| NS Pepsi | 225632 | 43624508 | 072.07.2023 | 20-222-231-53-5328-000C | 152.90 |
| NS Pepsi Vending | 225632 | 43624508 | 072.07.2023 | 20-222-231-53-5351-000C | 284.95 |
| Rice Concession Supplies | 225951 | 44509407 | 082.08.2023 | 20-222-232-53-5329-000C | 434.30 |
| Rice Pepsi Vending | 225951 | 44509407 | 082.08.2023 | 20-222-232-53-5351-000C | 318.15 |
| Vendor Total: | | | | | 1,543.74 |

Fund **Description**
Vendor No **Vendor Name**

| Line Item Description | Check No | Invoice Number | Batch Number | GL Account Number | Amount |
|---|----------|-------------------|--------------|-------------------------|----------|
| 00748 PIONEER MANUFACTURING CO INC | | | | | |
| Field Striper | 225788 | INV887881 | 074.07.2023 | 20-221-223-53-5340-000C | 402.58 |
| Field Lining Paint | 226193 | INV892092 | 085.08.2023 | 20-101-000-53-5349-000C | 1,737.43 |
| | | | | Vendor Total: | 2,140.01 |
| 00842 SCHAUMBURG ATHLETIC ASSOCIATION | | | | | |
| Wheaton United Registration for Schaumburg St | 225880 | 072523 | 081.08.2023 | 20-220-204-52-5280-4457 | 8,250.00 |
| | | | | Vendor Total: | 8,250.00 |
| 00858 Sherwin-Williams | | | | | |
| Paint | 225792 | 6024-3 | 074.07.2023 | 20-101-220-53-5313-000C | 185.90 |
| | | | | Vendor Total: | 185.90 |
| 00899 Office of the State Fire Marshal | | | | | |
| State Boiler Inspection | 226032 | 9682358 | 083.08.2023 | 20-101-225-52-5210-000C | 200.00 |
| | | | | Vendor Total: | 200.00 |
| 00942 Terrace Supply Company | | | | | |
| CO2 Rice Pool | 225644 | 0001050185 | 072.07.2023 | 20-101-232-53-5335-000C | 136.59 |
| CO2 Northside Pool | 225644 | 0001050186 | 072.07.2023 | 20-101-231-53-5335-000C | 78.30 |
| Rice Chemicals | 225967 | 0001051042 | 082.08.2023 | 20-101-232-53-5335-000C | 161.82 |
| NS Chemicals | 225967 | 0001051043 | 082.08.2023 | 20-101-231-53-5335-000C | 84.39 |
| CO2 Rental Rice | 226281 | 0001051904 | 091.09.2023 | 20-101-232-53-5335-000C | 150.51 |
| CO2 Rental NSP | 226281 | 0001051905 | 091.09.2023 | 20-101-231-53-5335-000C | 48.72 |
| CO2 Rice Pool | 225644 | 0071015684 | 072.07.2023 | 20-101-232-53-5335-000C | 295.78 |
| NS Chemicals | 225967 | 0071015685 | 082.08.2023 | 20-101-231-53-5335-000C | 208.02 |
| CO2 Northside Pool | 225796 | 0071016280 | 074.07.2023 | 20-101-231-53-5335-000C | 120.26 |
| CO2 Rice Pool | 225796 | 0071016280 | 074.07.2023 | 20-101-232-53-5335-000C | 383.54 |
| NS Chemicals | 225967 | 0071016499 | 082.08.2023 | 20-101-231-53-5335-000C | 208.02 |
| CO2 Rice Pool | 225885 | 0071016844 | 081.08.2023 | 20-101-232-53-5335-000C | 383.54 |
| CO2 Northside | 225885 | 0071017280 | 081.08.2023 | 20-101-231-53-5335-000C | 295.78 |
| Rice Chemicals | 225967 | 0071017475 | 082.08.2023 | 20-101-232-53-5335-000C | 471.30 |
| Rice Chemicals | 226281 | 0071018026 | 091.09.2023 | 20-101-232-53-5335-000C | 471.30 |
| NS Chemicals | 225967 | 0071018027 | 082.08.2023 | 20-101-232-53-5335-000C | 120.26 |
| NSP Chemicals | 226281 | 0071018784 | 091.09.2023 | 20-101-231-53-5335-000C | 32.50 |
| Rice Chemicals | 226281 | 0071019767 | 091.09.2023 | 20-101-232-53-5335-000C | 295.78 |
| | | | | Vendor Total: | 3,946.41 |
| 01017 Walmart Community | | | | | |
| Camp Supplies June 2023 | 225895 | 1649937167 | 081.08.2023 | 20-220-207-53-5301-7705 | 243.48 |
| Camp Supplies June 2023 | 225895 | 1649937167 | 081.08.2023 | 20-220-208-53-5301-888C | 300.00 |
| Camp Supply Purchase | 226294 | 1650514407 | 091.09.2023 | 20-220-207-53-5301-7705 | 67.91 |
| | | | | Vendor Total: | 611.39 |
| 01023 Waste Management of Illinois Inc | | | | | |
| Community Center 070123-073123 | 225652 | 12272113008_0723 | 072.07.2023 | 20-224-220-52-5263-000C | 573.48 |
| Rice Pool 070123-073123 | 225652 | 12272113008_0723 | 072.07.2023 | 20-222-232-52-5263-000C | 161.75 |
| Rice Pool 080123-083123 | 225975 | 12272113008_0823 | 082.08.2023 | 20-222-232-52-5263-000C | 168.22 |
| Community Center 080123-083123 | 225975 | 12272113008_0823 | 082.08.2023 | 20-224-220-52-5263-000C | 596.42 |
| Manchester Park 060123-063023 | 225652 | 207653823005_0623 | 072.07.2023 | 20-000-000-52-5263-000C | 1,868.14 |
| Manchester Park 070123-073123 | 225975 | 207653823005_0723 | 082.08.2023 | 20-000-000-52-5263-000C | 1,684.81 |
| | | | | Vendor Total: | 5,052.82 |
| 01042 WHEATON MEAT CO INC | | | | | |
| RWB Tournament | 225653 | 18144 | 072.07.2023 | 20-221-223-53-5301-4776 | 379.00 |
| | | | | Vendor Total: | 379.00 |

Fund **Description**
Vendor No **Vendor Name**

| Line Item Description | Check No | Invoice Number | Batch Number | GL Account Number | Amount |
|--|----------|----------------|--------------|-------------------------|----------|
| 01043 Wheaton Sanitary District | | | | | |
| Mary Lubko Center 050423-060523 | 225654 | 020309000_0623 | 072.07.2023 | 20-000-304-52-5264-000C | 33.42 |
| Mary Lubko Center 060523-070623 | 225976 | 020309000_0723 | 082.08.2023 | 20-000-304-52-5264-000C | 21.17 |
| Mary Lubko Center 070623-080723 | 226296 | 020309000_0823 | 091.09.2023 | 20-000-304-52-5264-000C | 29.34 |
| Clocktower Commons 050423-060523 | 225654 | 021723000_0623 | 072.07.2023 | 20-350-303-52-5264-000C | 111.02 |
| Clocktower Commons 060523-070623 | 225976 | 021723000_0723 | 082.08.2023 | 20-350-303-52-5264-000C | 66.10 |
| Clocktower Commons 070623-080723 | 226296 | 021723000_0823 | 091.09.2023 | 20-350-303-52-5264-000C | 45.67 |
| Northside Pool 050423-060523 | 225654 | 023365000_0623 | 072.07.2023 | 20-222-231-52-5264-000C | 1,679.42 |
| Northside Pool 060523-070623 | 225976 | 023365000_0723 | 082.08.2023 | 20-222-231-52-5264-000C | 1,185.21 |
| Northside Pool 070623-080723 | 226296 | 023365000_0823 | 091.09.2023 | 20-222-231-52-5264-000C | 1,070.85 |
| Northside Pool 050423-060523 | 225654 | 023367000_0623 | 072.07.2023 | 20-222-231-52-5264-000C | 347.92 |
| Northside Pool 060523-070623 | 225976 | 023367000_0723 | 082.08.2023 | 20-222-231-52-5264-000C | 1,462.95 |
| Northside Pool 070623-080723 | 226296 | 023367000_0823 | 091.09.2023 | 20-222-231-52-5264-000C | 1,593.65 |
| Rathje Park 050523-060623 | 225654 | 028831000_0623 | 072.07.2023 | 20-000-000-52-5264-000C | 13.00 |
| Rathje Park 060623-070723 | 225976 | 028831000_0723 | 082.08.2023 | 20-000-000-52-5264-000C | 17.08 |
| Rathje Park 070723-080823 | 226296 | 028831000_0823 | 091.09.2023 | 20-000-000-52-5264-000C | 17.08 |
| Toohey Park 050523-060623 | 225654 | 032977000_0623 | 072.07.2023 | 20-000-000-52-5264-000C | 40.07 |
| Toohey Park 060623-070723 | 225976 | 032977000_0723 | 082.08.2023 | 20-000-000-52-5264-000C | 53.60 |
| Toohey Park 070723-080823 | 226296 | 032977000_0823 | 091.09.2023 | 20-000-000-52-5264-000C | 53.60 |
| Central Athletic Complex 050423-060523 | 225654 | 043486000_0623 | 072.07.2023 | 20-220-225-52-5264-000C | 25.25 |
| Central Athletic Complex 060523-070623 | 225976 | 043486000_0723 | 082.08.2023 | 20-220-225-52-5264-000C | 33.42 |
| Central Athletic Complex 070623-080723 | 226296 | 043486000_0823 | 091.09.2023 | 20-220-225-52-5264-000C | 29.34 |
| Central Athletic Gym 050423-060523 | 225654 | 043487000_0623 | 072.07.2023 | 20-220-225-52-5264-000C | 33.42 |
| Central Athletic Gym 060523-070623 | 225976 | 043487000_0723 | 082.08.2023 | 20-220-225-52-5264-000C | 45.67 |
| Central Athletic Gym 070623-080723 | 226296 | 043487000_0823 | 091.09.2023 | 20-220-225-52-5264-000C | 49.76 |
| Lincoln Marsh Fountain 051123-061323 | 225654 | 045786000_0623 | 072.07.2023 | 20-000-112-52-5264-0000 | 13.00 |
| Lincoln Marsh Fountain 061323-071423 | 225976 | 045786000_0723 | 082.08.2023 | 20-000-112-52-5264-0000 | 13.00 |
| Lincoln Marsh Fountain 071423-081123 | 226296 | 045786000_0823 | 091.09.2023 | 20-000-112-52-5264-0000 | 13.00 |
| Boy Scout Cabin 050423-060523 | 225654 | 045957000_0623 | 072.07.2023 | 20-000-000-52-5264-000C | 13.00 |
| Boy Scout Cabin 060523-070623 | 225976 | 045957000_0723 | 082.08.2023 | 20-000-000-52-5264-000C | 13.00 |
| Boy Scout Cabin 070623-080723 | 226296 | 045957000_0823 | 091.09.2023 | 20-000-000-52-5264-000C | 17.08 |
| Zamboni Storage 050423-060523 | 225654 | 049517000_0623 | 072.07.2023 | 20-220-225-52-5264-000C | 13.00 |
| Zamboni Storage 060523-070623 | 225976 | 049517000_0723 | 082.08.2023 | 20-220-225-52-5264-000C | 13.00 |
| Zamboni Storage 070623-080723 | 226296 | 049517000_0823 | 091.09.2023 | 20-220-225-52-5264-000C | 13.00 |
| Vendor Total: | | | | | 8,179.09 |
| 01049 Wheaton Chamber of Commerce | | | | | |
| Rams Email Blast via Wheaton Chamber | 225725 | 25290 | 073.07.2023 | 20-221-222-52-5235-000C | 50.00 |
| Vendor Total: | | | | | 50.00 |
| 01056 WINFIELD PARK DISTRICT | | | | | |
| BBSB Field Rental | 225902 | AL2023 | 081.08.2023 | 20-221-223-52-5210-4211 | 3,480.00 |
| Vendor Total: | | | | | 3,480.00 |
| 01073 Wostratzky, Rick | | | | | |
| Softball Umpires 052223-062623 | 225655 | 063023 | 072.07.2023 | 20-220-204-52-5280-4417 | 1,517.00 |
| Softball Umpires 071023-073123 | 225978 | 073123 | 082.08.2023 | 20-220-204-52-5280-4417 | 1,189.00 |
| Vendor Total: | | | | | 2,706.00 |
| 01081 YOUNG REMBRANDTS | | | | | |
| Drawing Class 060623-062723 | 225904 | 2134 | 081.08.2023 | 20-220-201-52-5280-1130 | 400.00 |
| Art Class 07/11/23-08/01/23 | 225979 | 2135 | 082.08.2023 | 20-220-201-52-5280-1130 | 800.00 |
| Art Class 05/06/23-05/27/23 | 225979 | 2155 | 082.08.2023 | 20-220-201-52-5280-1130 | 500.00 |
| Vendor Total: | | | | | 1,700.00 |
| 01120 Holy Cow Sports Inc. | | | | | |
| Championship Day Trophies | 225770 | 231007 | 074.07.2023 | 20-221-223-53-5319-000C | 3,780.00 |

Fund Description
Vendor No Vendor Name

| Line Item Description | Check No | Invoice Number | Batch Number | GL Account Number | Amount |
|---|----------|----------------|--------------|-------------------------|----------|
| Vendor Total: | | | | | 3,780.00 |
| 01225 DiMaggio, Lisa Marie | | | | | |
| Back to School Fashion Class | 226080 | 081023 | 084.08.2023 | 20-220-208-52-5280-8817 | 150.00 |
| Vendor Total: | | | | | 150.00 |
| 02265 Parts Town | | | | | |
| Concessions Rice Pool | 226037 | 33413160 | 083.08.2023 | 20-101-232-53-5302-0000 | 238.18 |
| Rice Concessions | 225867 | 33429388 | 081.08.2023 | 20-101-232-53-5311-0000 | 224.62 |
| Rice Concessions Warmer | 226037 | 33438555 | 083.08.2023 | 20-101-232-53-5313-0000 | 48.43 |
| CM# 9422836 Supplies Rice Pool | 226037 | 9422836 | 083.08.2023 | 20-101-232-53-5313-0000 | -209.17 |
| Vendor Total: | | | | | 302.06 |
| 02266 The Corporate Learning Institute | | | | | |
| WPD Employee Survey Deployment 2023 | 225797 | 10428 | 074.07.2023 | 20-000-000-52-5208-0000 | 2,484.00 |
| Vendor Total: | | | | | 2,484.00 |
| 02460 IWM Corporation | | | | | |
| CC Monthly Water Treatment | 225618 | 24049 | 072.07.2023 | 20-101-220-52-5211-0000 | 415.00 |
| CC Monthly Water Treatment | 225937 | 24203 | 082.08.2023 | 20-101-220-52-5211-0000 | 415.00 |
| Vendor Total: | | | | | 830.00 |
| 02505 Village of Lisle | | | | | |
| Lucent Park 052423-063023 | 225893 | 124473002_0623 | 081.08.2023 | 20-000-000-52-5264-0000 | 21.72 |
| Lucent Park 063023-072823 | 226290 | 124473002_0723 | 091.09.2023 | 20-000-000-52-5264-0000 | 21.72 |
| Vendor Total: | | | | | 43.44 |
| 02812 Blue Sky Marketing Group Ltd. | | | | | |
| Marathon Month T-shirt Promotion | 225671 | 60401 | 073.07.2023 | 20-350-302-53-5302-0000 | 481.76 |
| Vendor Total: | | | | | 481.76 |
| 03189 Jefferson ECC PTA | | | | | |
| Cream of Wheaton PTA Fundraiser - Carnival W 225849 | | 061623 | 081.08.2023 | 20-000-416-52-5241-1905 | 117.00 |
| Vendor Total: | | | | | 117.00 |
| 03206 Whittier School PTA | | | | | |
| Cream of Wheaton PTA Fundraiser - Carnival W 225900 | | 061523 | 081.08.2023 | 20-000-416-52-5241-1905 | 420.00 |
| Vendor Total: | | | | | 420.00 |
| 03296 Ditchman, Deborah | | | | | |
| Mileage Reimbursement for May 2023 | 225686 | 053023 | 073.07.2023 | 20-000-112-54-5422-0000 | 25.55 |
| Mileage Reimbursement General 06/15/23-07/21 225925 | | 072123 | 082.08.2023 | 20-000-112-54-5422-0000 | 22.93 |
| Mileage Reimbursement Outreach 06/15/23-07/2 225925 | | 072723 | 082.08.2023 | 20-220-112-53-5301-6610 | 62.23 |
| Vendor Total: | | | | | 110.71 |
| 03481 Tressler LLP | | | | | |
| Services through 06/30/23 | 225721 | 469183 | 073.07.2023 | 20-000-000-52-5207-0000 | 432.67 |
| Services through 07/31/23 | 226119 | 471356 | 084.08.2023 | 20-000-000-52-5207-0000 | 58.67 |
| Vendor Total: | | | | | 491.34 |
| 03507 Rock n Kids Inc. | | | | | |
| Music Classes 07/10/23-07/31/23 | 225958 | WHTSU1123 | 082.08.2023 | 20-220-207-52-5280-7735 | 442.00 |
| Music Class Summer I 06/05/23-06/26/23 | 226044 | WHTSUI23 | 083.08.2023 | 20-220-207-52-5280-7735 | 578.00 |
| Vendor Total: | | | | | 1,020.00 |
| 03743 Varsity Spirit Fashions & Supplies LLC | | | | | |

Fund **Description**
Vendor No **Vendor Name**

| Line Item Description | Check No | Invoice Number | Batch Number | GL Account Number | Amount |
|---|----------|-------------------|--------------|-------------------------|-----------|
| Rams Cheer Shoes and Practice Shirts | 226206 | 14754753 | 085.08.2023 | 20-221-221-53-5330-0000 | 16,719.90 |
| Varsity Cheer Purchase | 226287 | 32131904 | 091.09.2023 | 20-221-221-53-5330-0000 | 74.45 |
| Rams Cheer | 226123 | 32132757 | 084.08.2023 | 20-221-221-53-5330-0000 | 74.45 |
| Vendor Total: | | | | | 16,868.80 |
| 03754 Comcast Cable | | | | | |
| Community Center 080123-083123 | 225919 | 87712004762650_08 | 082.08.2023 | 20-224-220-52-5262-0000 | 4.22 |
| Community Center 090123-093023 | 226153 | 87712004762650_08 | 085.08.2023 | 20-224-220-52-5262-0000 | 4.22 |
| Admin IP Services 072623-082523 | 225919 | 87712047315272_08 | 082.08.2023 | 20-224-220-52-5262-0000 | 179.90 |
| Admin IP Services 082623-092523 | 226153 | 87712047315272_08 | 085.08.2023 | 20-224-220-52-5262-0000 | 209.85 |
| Central Athletic Center 071623-081523 | 225679 | 87712047361631_08 | 073.07.2023 | 20-101-225-52-5262-0000 | 121.85 |
| Central Athletic Center 081623-091523 | 226073 | 87712047361631_08 | 084.08.2023 | 20-101-225-52-5262-0000 | 121.85 |
| Mary Lubko Center 071923-081823 | 225750 | 87712047526787_08 | 074.07.2023 | 20-000-304-52-5262-0000 | 116.85 |
| Mary Lubko Center 081923-091823 | 226073 | 87712047526787_08 | 084.08.2023 | 20-000-304-52-5262-0000 | 116.85 |
| Lincoln Marsh 071823-081723 | 225750 | 87712047527272_08 | 074.07.2023 | 20-000-112-52-5262-0000 | 116.85 |
| Lincoln Marsh 081823-091723 | 226073 | 87712047527272_08 | 084.08.2023 | 20-000-112-52-5262-0000 | 116.85 |
| Clocktower Commons 071123-081023 | 225679 | 87712047624798_08 | 073.07.2023 | 20-350-303-52-5262-0000 | 116.85 |
| Clocktower Commons 081123-091023 | 226002 | 87712047624798_08 | 083.08.2023 | 20-350-303-52-5262-0000 | 116.85 |
| Northside Pool 071123-081023 | 225679 | 87712047626371_08 | 073.07.2023 | 20-222-231-52-5262-0000 | 116.85 |
| Northside Pool 081123-091023 | 226002 | 87712047626371_08 | 083.08.2023 | 20-222-231-52-5262-0000 | 116.85 |
| Central Athletic Complex 071123-081023 | 225679 | 87712047708096_08 | 073.07.2023 | 20-220-225-52-5262-0000 | 249.05 |
| Central Athletic Complex 081123-091023 | 226002 | 87712047708096_08 | 083.08.2023 | 20-220-225-52-5262-0000 | 248.85 |
| Vendor Total: | | | | | 2,074.59 |
| 03818 Washington School PTA | | | | | |
| Cream of Wheaton PTA Fundraiser - Carnival W 225896 | 061623 | | 081.08.2023 | 20-000-416-52-5241-1905 | 138.00 |
| Vendor Total: | | | | | 138.00 |
| 03819 Emerson Elementary School PTA | | | | | |
| Cream of Wheaton PTA Fundraiser - Carnival W 225836 | 061623 | | 081.08.2023 | 20-000-416-52-5241-1905 | 162.00 |
| Vendor Total: | | | | | 162.00 |
| 03825 Madison School PTA | | | | | |
| Cream of Wheaton PTA Fundraiser - Carnival W 225857 | 061623 | | 081.08.2023 | 20-000-416-52-5241-1905 | 129.00 |
| Vendor Total: | | | | | 129.00 |
| 03827 Longfellow PTA District 36 Wheaton | | | | | |
| Cream of Wheaton PTA Fundraiser - Carnival W 225854 | 061523 | | 081.08.2023 | 20-000-416-52-5241-1905 | 399.00 |
| Vendor Total: | | | | | 399.00 |
| 03842 Hawthorne Elementary School PTA | | | | | |
| Cream of Wheaton PTA Fundraiser - Carnival W 225845 | 061623 | | 081.08.2023 | 20-000-416-52-5241-1905 | 54.00 |
| Vendor Total: | | | | | 54.00 |
| 03855 Carl Sandburg Elementary PTA | | | | | |
| Cream of Wheaton PTA Fundraiser - Carnival W 225825 | 061623 | | 081.08.2023 | 20-000-416-52-5241-1905 | 198.00 |
| Vendor Total: | | | | | 198.00 |
| 03913 Brymax Enterprises Inc. | | | | | |
| Rice Dippin Dots | 225672 | 152408 | 073.07.2023 | 20-222-232-53-5328-0000 | 324.00 |
| Northside Dippin Dots | 225822 | 152419 | 081.08.2023 | 20-222-231-53-5328-0000 | 216.00 |
| Rice Dippin Dots | 225822 | 152420 | 081.08.2023 | 20-222-232-53-5328-0000 | 594.00 |
| Dippin Dots | 225995 | 152446 | 083.08.2023 | 20-222-232-53-5328-0000 | 648.00 |
| Dippin Dots | 225995 | 152447 | 083.08.2023 | 20-222-231-53-5328-0000 | 324.00 |
| Rice Dippin Dots | 225672 | 720702 | 073.07.2023 | 20-222-232-53-5328-0000 | 486.00 |
| Northside Dippin Dots | 225672 | 720703 | 073.07.2023 | 20-222-231-53-5328-0000 | 432.00 |
| Rice Dippin Dots | 225672 | 720719 | 073.07.2023 | 20-222-232-53-5328-0000 | 540.00 |

Fund **Description**
Vendor No **Vendor Name**

| Line Item Description | Check No | Invoice Number | Batch Number | GL Account Number | Amount |
|---|----------|----------------|--------------|-------------------------|----------|
| Rice Dippin Dots | 225822 | 720724 | 081.08.2023 | 20-222-232-53-5328-0000 | 648.00 |
| Northside Dippin Dots | 225672 | 720739 | 073.07.2023 | 20-222-232-53-5328-0000 | 432.00 |
| Rice Dippin Dots | 225672 | 720740 | 073.07.2023 | 20-222-232-53-5328-0000 | 486.00 |
| Dippin Dots | 225995 | 903010 | 083.08.2023 | 20-222-232-53-5328-0000 | 432.00 |
| Dippin Dots | 226069 | 903034 | 084.08.2023 | 20-222-232-53-5328-0000 | 216.00 |
| Vendor Total: | | | | | 5,778.00 |
| 03924 Sportdecals Sport & Spirit Products | | | | | |
| Rams Helmet Decals | 226280 | ARINV-672425 | 091.09.2023 | 20-221-222-53-5302-0000 | 2,328.38 |
| Vendor Total: | | | | | 2,328.38 |
| 03943 Johnstone Supply | | | | | |
| Rice Boiler Gas Valves | 225619 | 5039252 | 072.07.2023 | 20-101-232-53-5312-0000 | 176.70 |
| Vendor Total: | | | | | 176.70 |
| 04040 Wiesbrook School PTA | | | | | |
| Cream of Wheaton PTA Fundraiser - Carnival W 225901 | | 061623 | 081.08.2023 | 20-000-416-52-5241-1905 | 144.00 |
| Vendor Total: | | | | | 144.00 |
| 04054 Dunham Woods Farms Inc. | | | | | |
| Horsemanship Camp | 226228 | 1288 | 091.09.2023 | 20-220-208-52-5280-8820 | 500.00 |
| Vendor Total: | | | | | 500.00 |
| 04267 Martin Whalen Group Inc | | | | | |
| Community Center - Front Desk 072823-082723 | 225779 | 70547_0823 | 074.07.2023 | 20-224-220-52-5211-0000 | 27.77 |
| Community Center - Front Desk 082823-092723 | 226253 | 70547_0923 | 091.09.2023 | 20-224-220-52-5211-0000 | 27.77 |
| Community Center 072823-082723 | 225779 | 72100_0823 | 074.07.2023 | 20-224-220-52-5211-0000 | 20.85 |
| Community Center 082823-092723 | 226253 | 72100_0923 | 091.09.2023 | 20-224-220-52-5211-0000 | 20.85 |
| Rice Pool 072823-082723 | 225779 | 77847_0823 | 074.07.2023 | 20-222-232-52-5211-0000 | 8.48 |
| Rice Pool 082823-092723 | 226253 | 77847_0923 | 091.09.2023 | 20-222-232-52-5211-0000 | 8.48 |
| Northside Pool 072823-082723 | 225779 | 79033_0823 | 074.07.2023 | 20-222-231-52-5211-0000 | 4.84 |
| Northside Pool 082823-092723 | 226253 | 79033_0923 | 091.09.2023 | 20-222-231-52-5211-0000 | 4.84 |
| Parks Plus 072823-082723 | 225779 | 86351_0823 | 074.07.2023 | 20-350-302-52-5211-0000 | 16.80 |
| Parks Plus 082823-092723 | 226253 | 86351_0923 | 091.09.2023 | 20-350-302-52-5211-0000 | 16.80 |
| Prairie - Marketing 072823-082723 | 225779 | MW81543_0823 | 074.07.2023 | 20-000-415-52-5211-0000 | 470.22 |
| Prairie - Marketing 082823-092723 | 226253 | MW81543_0923 | 091.09.2023 | 20-000-415-52-5211-0000 | 470.22 |
| Mary Lubko Center 072823-082723 | 225779 | MW81956_0823 | 074.07.2023 | 20-000-304-52-5211-0000 | 19.37 |
| Mary Lubko Center 082823-092723 | 226253 | MW81956_0923 | 091.09.2023 | 20-000-304-52-5211-0000 | 19.37 |
| Lincoln Marsh 072823-082723 | 225779 | MW81957_0823 | 074.07.2023 | 20-000-112-52-5211-0000 | 108.70 |
| Lincoln Marsh 082823-092723 | 226253 | MW81957_0923 | 091.09.2023 | 20-000-112-52-5211-0000 | 108.70 |
| Community Center 072823-082723 | 225779 | MW82133_0823 | 074.07.2023 | 20-224-220-52-5211-0000 | 148.92 |
| Community Center 082823-092723 | 226253 | MW82133_0923 | 091.09.2023 | 20-224-220-52-5211-0000 | 148.92 |
| Community Center 072823-082723 | 225779 | MW82278_0823 | 074.07.2023 | 20-000-000-52-5211-0000 | 89.72 |
| Community Center 082823-092723 | 226253 | MW82278_0923 | 091.09.2023 | 20-000-000-52-5211-0000 | 89.72 |
| Vendor Total: | | | | | 1,831.34 |
| 04296 Culligan DuPage Soft Water Service Inc | | | | | |
| Drinking Water June 2023 | 225605 | 261966_0623W | 072.07.2023 | 20-224-220-53-5302-0000 | 78.36 |
| Credit for Finance Charge - May 2023 | 225605 | 261966_0723F | 072.07.2023 | 20-224-220-52-5220-0000 | -0.66 |
| Water Cooler Rental July 2023 | 225605 | 261966_0723R | 072.07.2023 | 20-224-220-52-5220-0000 | 12.00 |
| Drinking Water July 2023 | 225924 | 261966_0723W | 082.08.2023 | 20-224-220-53-5302-0000 | 84.86 |
| Water Cooler Rental August 2023 | 225924 | 261966_0823R | 082.08.2023 | 20-224-220-52-5220-0000 | 12.00 |
| Drinking Water June 2023 | 225605 | 261982_0623W | 072.07.2023 | 20-000-304-53-5302-0000 | 6.99 |
| Water Cooler Rental July 2023 | 225605 | 261982_0723R | 072.07.2023 | 20-000-304-52-5220-0000 | 6.00 |
| Water Cooler Rental August 2023 | 225924 | 261982_0823R | 082.08.2023 | 20-000-304-52-5220-0000 | 6.00 |
| Drinking Water June 2023 | 225605 | 261990_0623W | 072.07.2023 | 20-000-112-53-5302-0000 | 42.43 |
| Water Cooler Rental July 2023 | 225605 | 261990_0723R | 072.07.2023 | 20-000-112-52-5220-0000 | 6.00 |

Fund **Description**
Vendor No **Vendor Name**

| Line Item Description | Check No | Invoice Number | Batch Number | GL Account Number | Amount |
|---|----------|----------------|--------------|-------------------------|-----------|
| Drinking Water July 2023 | 225924 | 261990_0723W | 082.08.2023 | 20-000-112-53-5302-0000 | 77.38 |
| Water Cooler Rental August 2023 | 225924 | 261990_0823R | 082.08.2023 | 20-000-112-52-5220-0000 | 6.00 |
| Vendor Total: | | | | | 337.36 |
| 04609 Hawkins Inc. | | | | | |
| Chemicals | 226018 | 6536096 | 083.08.2023 | 20-101-232-53-5335-0000 | 2,996.10 |
| Vendor Total: | | | | | 2,996.10 |
| 04857 Official Finders, LLC | | | | | |
| Umpires - Inv# 16490 | 225628 | 16490 | 072.07.2023 | 20-221-223-52-5281-0000 | 2,005.00 |
| Umpires - Inv# 16491 | 225704 | 16491 | 073.07.2023 | 20-221-223-52-5281-0000 | 1,875.00 |
| Umpires - Inv# 16668 | 225628 | 16668 | 072.07.2023 | 20-221-223-52-5281-0000 | 487.50 |
| Umpires - Inv# 16735 | 225628 | 16735 | 072.07.2023 | 20-221-223-52-5281-0000 | 9,525.00 |
| Umpires - Inv# 16848 | 225704 | 16848 | 073.07.2023 | 20-221-223-52-5281-0000 | 375.00 |
| Umpires - Inv# 16867 | 225704 | 16867 | 073.07.2023 | 20-221-223-52-5281-0000 | 375.00 |
| Umpires 07/11/23 & 7/13/23 | 225784 | 16963 | 074.07.2023 | 20-221-223-52-5281-0000 | 375.00 |
| Umpires 07/15/23 | 225784 | 17009 | 074.07.2023 | 20-221-223-52-5281-0000 | 150.00 |
| Umpires - Inv# 17065 | 226033 | 17065 | 083.08.2023 | 20-221-223-52-5281-0000 | 1,125.00 |
| Umpires - Inv# 17238 | 226033 | 17238 | 083.08.2023 | 20-221-223-52-5281-0000 | 150.00 |
| Vendor Total: | | | | | 16,442.50 |
| 04895 Quadient Leasing USA Inc. | | | | | |
| Postage Machine Lease | 225955 | N10032923 | 082.08.2023 | 20-000-000-52-5220-0000 | 244.26 |
| Postage Machine Lease | 225955 | N10032923 | 082.08.2023 | 20-224-220-52-5220-0000 | 244.26 |
| Vendor Total: | | | | | 488.52 |
| 05068 Chicago Classic Coach LLC | | | | | |
| Bus for Summer on the Belle Trip Plus Tip | 225826 | 26226 | 081.08.2023 | 20-220-304-52-5280-5522 | 1,675.00 |
| Lipizzans Bus Trip 08/09/23 Plus Tip | 226147 | 26338 | 085.08.2023 | 20-220-304-52-5280-5522 | 1,040.00 |
| Vendor Total: | | | | | 2,715.00 |
| 05083 Carlys Kickers LLC | | | | | |
| Summer 2023 | 225916 | 1361 | 082.08.2023 | 20-220-203-52-5280-3324 | 17,799.68 |
| Vendor Total: | | | | | 17,799.68 |
| 05162 Hines Building Supply - US LBM LLC | | | | | |
| Lilly Pads | 225613 | 5155264 | 072.07.2023 | 20-220-112-53-5301-6618 | 29.61 |
| Vendor Total: | | | | | 29.61 |
| 05195 The Fitness Connection Co | | | | | |
| Bid Bond Refund PPFC Equipment | 226114 | 081523 | 084.08.2023 | 20-000-000-25-2549-0000 | 43,000.00 |
| Vendor Total: | | | | | 43,000.00 |
| 05220 EVP Academies LLC | | | | | |
| Volleyball Classes 060623-080823 | 226167 | 2424 | 085.08.2023 | 20-220-203-52-5280-3305 | 3,005.64 |
| Vendor Total: | | | | | 3,005.64 |
| 05234 The Perfect Swing Inc. | | | | | |
| Jerseys | 225718 | 8217 | 073.07.2023 | 20-221-223-53-5306-0000 | 1,404.00 |
| Jerseys | 225718 | 8252 | 073.07.2023 | 20-221-223-53-5306-0000 | 58.00 |
| Baseball Hats | 225888 | 8301 | 081.08.2023 | 20-220-204-53-5301-4432 | 414.00 |
| Tackle and Flag Apparel | 225799 | 8325 | 074.07.2023 | 20-221-222-53-5301-4458 | 7,149.20 |
| Tackle and Flag Apparel | 225799 | 8325 | 074.07.2023 | 20-221-222-53-5302-0000 | 15,663.72 |
| CAC Uniforms | 225799 | 8379 | 074.07.2023 | 20-220-225-53-5330-0000 | 1,980.00 |
| Fall BBSB Apparel | 225888 | 8403 | 081.08.2023 | 20-220-204-53-5301-4432 | 7,692.00 |
| Tackle Game Pants | 225969 | 8421 | 082.08.2023 | 20-221-222-53-5302-0000 | 735.90 |

Fund **Description**
Vendor No **Vendor Name**

| Line Item Description | Check No | Invoice Number | Batch Number | GL Account Number | Amount |
|--|----------|----------------|--------------|-------------------------|-----------|
| BBSB Uniforms | 225969 | 8423 | 082.08.2023 | 20-221-223-53-5340-0000 | 228.00 |
| Batting Tees | 226115 | 8469 | 084.08.2023 | 20-221-223-53-5340-0000 | 530.00 |
| Pre-Season Practice Jerseys Rams | 226284 | 8509 | 091.09.2023 | 20-221-222-53-5302-0000 | 560.00 |
| Vendor Total: | | | | | 36,414.82 |
| 05240 5 Star Soccer Camps! Inc | | | | | |
| Soccer Summer Camp | 226058 | 081023 | 084.08.2023 | 20-220-203-52-5280-3382 | 3,029.40 |
| Vendor Total: | | | | | 3,029.40 |
| 05348 Illinois Youth Soccer Association | | | | | |
| 2006/2007/2008 & 2012 Midwest Conference R | 225772 | 071723 | 074.07.2023 | 20-220-204-52-5280-4457 | 1,000.00 |
| State/Presidents Cup Registration 2008G | 225616 | 1434439 | 072.07.2023 | 20-220-204-52-5280-4457 | 975.00 |
| State/Presidents Cup Registration 2012G | 225616 | 2287175 | 072.07.2023 | 20-220-204-52-5280-4457 | 1,325.00 |
| State/Presidents Cup Registration 2006G | 225616 | 2341761 | 072.07.2023 | 20-220-204-52-5280-4457 | 975.00 |
| State/Presidents Cup Registration 2007G | 225616 | 2483041 | 072.07.2023 | 20-220-204-52-5280-4457 | 975.00 |
| 2010 Academy Girls Registration | 225616 | 3102800 | 072.07.2023 | 20-220-204-52-5280-4457 | 975.00 |
| 2010 Academy Boys Registration | 225616 | 4193860 | 072.07.2023 | 20-220-204-52-5280-4457 | 825.00 |
| 2011 Academy Boys Registration | 225616 | 4194006 | 072.07.2023 | 20-220-204-52-5280-4457 | 825.00 |
| Vendor Total: | | | | | 7,875.00 |
| 05540 Performance Chemical & Supply | | | | | |
| Cleaning Supplies | 225786 | 292176 | 074.07.2023 | 20-101-220-53-5316-0000 | 453.04 |
| Cleaner Sanitizer | 225786 | 292210 | 074.07.2023 | 20-101-225-53-5316-0000 | 1,392.91 |
| Vacuum for Rathje | 225870 | 292369 | 081.08.2023 | 20-101-000-53-5313-0000 | 618.19 |
| Clarke Auto Scrubber Service | 225870 | 292409 | 081.08.2023 | 20-101-220-52-5210-0000 | 247.97 |
| Repairs | 225870 | 292419 | 081.08.2023 | 20-101-220-52-5210-0000 | 50.00 |
| Hand Cleaner | 225870 | 292444 | 081.08.2023 | 20-101-220-53-5316-0000 | 478.02 |
| Garbage Liners | 225952 | 292743 | 082.08.2023 | 20-101-232-53-5302-0000 | 197.28 |
| Touch Free Clean Machine for CAC | 226107 | 293226 | 084.08.2023 | 20-101-225-53-5313-0000 | 4,890.24 |
| Clarke Auto Scrubber Service and Repair | 226264 | 293603 | 091.09.2023 | 20-101-225-52-5210-0000 | 130.00 |
| Vendor Total: | | | | | 8,457.65 |
| 05733 Steiner Electric Company | | | | | |
| Supplies | 225793 | S007398013.001 | 074.07.2023 | 20-101-220-53-5312-0000 | 109.29 |
| Supplies | 225793 | S007398013.002 | 074.07.2023 | 20-101-220-53-5312-0000 | 109.29 |
| Vendor Total: | | | | | 218.58 |
| 05765 Luetkehans, Phillip | | | | | |
| Services through 07/24/23 | 226026 | 72 | 083.08.2023 | 20-000-000-52-5207-0000 | 6,894.13 |
| Services through 08/11/23 | 226185 | 73 | 085.08.2023 | 20-000-000-52-5207-0000 | 6,741.97 |
| Vendor Total: | | | | | 13,636.10 |
| 05819 Lincoln School PTA | | | | | |
| Cream of Wheaton PTA Fundraiser - Carnival W | 225853 | 061523 | 081.08.2023 | 20-000-416-52-5241-1905 | 237.00 |
| Vendor Total: | | | | | 237.00 |
| 05826 Lowell School PTA | | | | | |
| Cream of Wheaton PTA Fundraiser - Carnival W | 225855 | 061523 | 081.08.2023 | 20-000-416-52-5241-1905 | 291.00 |
| Vendor Total: | | | | | 291.00 |
| 05889 Schumacher, Nick | | | | | |
| Thursday Dog Training Class 07/13/23-08/10/23 | 226112 | 081023 | 084.08.2023 | 20-220-305-52-5280-1068 | 729.00 |
| Wednesday Dog Training Class 07/12/23-08/16/23 | 226112 | 081623 | 084.08.2023 | 20-220-305-52-5280-1068 | 784.00 |
| Vendor Total: | | | | | 1,513.00 |
| 05944 Rebel Athletic Inc. | | | | | |

| Fund | Description | Vendor No | Vendor Name | Line Item Description | Check No | Invoice Number | Batch Number | GL Account Number | Amount |
|-------|--------------------------------|-----------|-------------|--|----------|----------------|--------------|-------------------------|-----------|
| | | | | Rams Cheer Uniforms - Final Payment | 225635 | SO-20121067-1 | 072.07.2023 | 20-221-221-53-5330-0000 | 15,376.50 |
| | | | | | | | | Vendor Total: | 15,376.50 |
| 05995 | Showalter Roofing Service Inc | | | CAC Roofing Repair | 226046 | 44923 | 083.08.2023 | 20-101-225-52-5210-0000 | 2,421.00 |
| | | | | CC Roof Repair | 226046 | 44934 | 083.08.2023 | 20-101-220-52-5210-0000 | 3,753.00 |
| | | | | | | | | Vendor Total: | 6,174.00 |
| 06002 | Youth Tech Inc | | | Computer Class Payment | 225731 | 7568 | 073.07.2023 | 20-220-208-52-5280-8821 | 2,105.40 |
| | | | | Computer Class Payment | 225731 | 7593 | 073.07.2023 | 20-220-208-52-5280-8821 | 1,554.30 |
| | | | | Computer Class Payment | 225731 | 7624 | 073.07.2023 | 20-220-208-52-5280-8821 | 1,646.70 |
| | | | | Computer Camp | 225810 | 7647 | 074.07.2023 | 20-220-208-52-5280-8821 | 1,089.00 |
| | | | | Computer Class Payment | 225905 | 7677 | 081.08.2023 | 20-220-208-52-5280-8821 | 2,128.50 |
| | | | | Computer Camp | 225981 | 7710 | 082.08.2023 | 20-220-208-52-5280-8821 | 1,692.90 |
| | | | | | | | | Vendor Total: | 10,216.80 |
| 06195 | The Cheer Shoppe Inc | | | Rams Cheer Bows | 225886 | 3181 | 081.08.2023 | 20-221-221-53-5350-0000 | 3,870.00 |
| | | | | | | | | Vendor Total: | 3,870.00 |
| 06201 | Young Sportsmens Soccer League | | | YSSL 2023 League Fees | 225729 | 070923 | 073.07.2023 | 20-220-204-52-5280-4457 | 17,835.00 |
| | | | | | | | | Vendor Total: | 17,835.00 |
| 06207 | Pleasant Hill PTA | | | Cream of Wheaton PTA Fundraiser - Carnival W | 225871 | 061623 | 081.08.2023 | 20-000-416-52-5241-1905 | 132.00 |
| | | | | | | | | Vendor Total: | 132.00 |
| 06228 | Voyant Communications | | | Leagues 070123-073123 | 225649 | 0030832230701 | 072.07.2023 | 20-220-204-52-5262-0000 | 84.51 |
| | | | | Athletics 070123-073123 | 225649 | 0030832230701 | 072.07.2023 | 20-220-203-52-5262-0000 | 69.28 |
| | | | | Marketing 070123-073123 | 225649 | 0030832230701 | 072.07.2023 | 20-000-415-52-5262-0000 | 74.82 |
| | | | | CC Maintenance 070123-073123 | 225649 | 0030832230701 | 072.07.2023 | 20-101-000-52-5262-0000 | 16.62 |
| | | | | Community Center 070123-073123 | 225649 | 0030832230701 | 072.07.2023 | 20-224-220-52-5262-0000 | 293.74 |
| | | | | Rice Pool 070123-073123 | 225649 | 0030832230701 | 072.07.2023 | 20-222-232-52-5262-0000 | 96.99 |
| | | | | Mary Lubko Center 070123-073123 | 225649 | 0030832230701 | 072.07.2023 | 20-000-304-52-5262-0000 | 69.27 |
| | | | | Rec Dept 070123-073123 | 225649 | 0030832230701 | 072.07.2023 | 20-000-000-52-5262-0000 | 52.65 |
| | | | | Lincoln Marsh 070123-073123 | 225649 | 0030832230701 | 072.07.2023 | 20-000-112-52-5262-0000 | 108.08 |
| | | | | Programs 070123-073123 | 225649 | 0030832230701 | 072.07.2023 | 20-220-000-52-5262-0000 | 96.98 |
| | | | | Parks Plus Fitness 070123-073123 | 225649 | 0030832230701 | 072.07.2023 | 20-350-302-52-5262-0000 | 119.16 |
| | | | | Clocktower Commons 070123-073123 | 225649 | 0030832230701 | 072.07.2023 | 20-350-303-52-5262-0000 | 30.48 |
| | | | | Northside Pool 070123-073123 | 225649 | 0030832230701 | 072.07.2023 | 20-222-231-52-5262-0000 | 72.05 |
| | | | | CC Maintenance 08/01/23-08/31/23 | 225973 | 0030832230801 | 082.08.2023 | 20-101-000-52-5262-0000 | 16.63 |
| | | | | Northside Pool 08/01/23-08/31/23 | 225973 | 0030832230801 | 082.08.2023 | 20-222-231-52-5262-0000 | 72.05 |
| | | | | Rice Pool 08/01/23-08/31/23 | 225973 | 0030832230801 | 082.08.2023 | 20-222-232-52-5262-0000 | 96.99 |
| | | | | Clocktower Commons 08/01/23-08/31/23 | 225973 | 0030832230801 | 082.08.2023 | 20-350-303-52-5262-0000 | 30.49 |
| | | | | Rec Dept 08/01/23-08/31/23 | 225973 | 0030832230801 | 082.08.2023 | 20-000-000-52-5262-0000 | 52.65 |
| | | | | Lincoln Marsh 08/01/23-08/31/23 | 225973 | 0030832230801 | 082.08.2023 | 20-000-112-52-5262-0000 | 108.08 |
| | | | | Programs 08/01/23-08/31/23 | 225973 | 0030832230801 | 082.08.2023 | 20-220-000-52-5262-0000 | 97.00 |
| | | | | Parks Plus Fitness 08/01/23-08/31/23 | 225973 | 0030832230801 | 082.08.2023 | 20-350-302-52-5262-0000 | 119.16 |
| | | | | Marketing 08/01/23-08/31/23 | 225973 | 0030832230801 | 082.08.2023 | 20-000-415-52-5262-0000 | 74.83 |
| | | | | Mary Lubko Center 08/01/23-08/31/23 | 225973 | 0030832230801 | 082.08.2023 | 20-000-304-52-5262-0000 | 69.28 |
| | | | | Athletics 08/01/23-08/31/23 | 225973 | 0030832230801 | 082.08.2023 | 20-220-203-52-5262-0000 | 69.28 |
| | | | | Leagues 08/01/23-08/31/23 | 225973 | 0030832230801 | 082.08.2023 | 20-220-204-52-5262-0000 | 84.52 |
| | | | | Community Center 08/01/23-08/31/23 | 225973 | 0030832230801 | 082.08.2023 | 20-224-220-52-5262-0000 | 293.76 |
| | | | | Community Center 090123-093023 | 226292 | 0030832230901 | 091.09.2023 | 20-224-220-52-5262-0000 | 293.62 |

Fund
Vendor No

Description
Vendor Name

| Line Item Description | Check No | Invoice Number | Batch Number | GL Account Number | Amount |
|---|----------|------------------|--------------|-------------------------|----------|
| Athletics 090123-093023 | 226292 | 0030832230901 | 091.09.2023 | 20-220-203-52-5262-000C | 69.25 |
| Marketing 090123-093023 | 226292 | 0030832230901 | 091.09.2023 | 20-000-415-52-5262-000C | 74.79 |
| Programs 090123-093023 | 226292 | 0030832230901 | 091.09.2023 | 20-220-000-52-5262-000C | 96.95 |
| Mary Lubko Center 090123-093023 | 226292 | 0030832230901 | 091.09.2023 | 20-000-304-52-5262-000C | 69.25 |
| Parks Plus Fitness 090123-093023 | 226292 | 0030832230901 | 091.09.2023 | 20-350-302-52-5262-000C | 119.11 |
| Northside Pool 090123-093023 | 226292 | 0030832230901 | 091.09.2023 | 20-222-231-52-5262-000C | 72.02 |
| Rice Pool 090123-093023 | 226292 | 0030832230901 | 091.09.2023 | 20-222-232-52-5262-000C | 96.95 |
| Clocktower Commons 090123-093023 | 226292 | 0030832230901 | 091.09.2023 | 20-350-303-52-5262-000C | 30.47 |
| CC Maintenance 090123-093023 | 226292 | 0030832230901 | 091.09.2023 | 20-101-000-52-5262-000C | 16.62 |
| Rec Dept 090123-093023 | 226292 | 0030832230901 | 091.09.2023 | 20-000-000-52-5262-000C | 52.63 |
| Lincoln Marsh 090123-093023 | 226292 | 0030832230901 | 091.09.2023 | 20-000-112-52-5262-000C | 108.03 |
| Leagues 090123-093023 | 226292 | 0030832230901 | 091.09.2023 | 20-220-204-52-5262-000C | 84.48 |
| Vendor Total: | | | | | 3,553.52 |
| 06250 LRS Holdings LLC | | | | | |
| Rice Pool 080123-083123 | 225856 | 47783.3CC_0823 | 081.08.2023 | 20-222-232-52-5263-000C | 64.46 |
| Community Center 080123-083123 | 225856 | 47783.3CC_0823 | 081.08.2023 | 20-224-220-52-5263-000C | 228.54 |
| Community Center 090123-093023 | 226251 | 47783.3CC_0923 | 091.09.2023 | 20-224-220-52-5263-000C | 228.54 |
| Rice Pool 090123-093023 | 226251 | 47783.3CC_0923 | 091.09.2023 | 20-222-232-52-5263-000C | 64.46 |
| Manchester Park 080123-083123 | 225856 | 47783.4 PSC_0823 | 081.08.2023 | 20-000-000-52-5263-000C | 48.00 |
| Manchester Park 090123-093023 | 226251 | 47783.4 PSC_0923 | 091.09.2023 | 20-000-000-52-5263-000C | 48.00 |
| Vendor Total: | | | | | 682.00 |
| 06253 Slaven, Maureen | | | | | |
| Mileage Reimbursement for 08/22/23 | 226198 | 082223 | 085.08.2023 | 20-220-112-53-5301-6610 | 9.83 |
| Vendor Total: | | | | | 9.83 |
| 06257 Chicagoland Indoor Soccer | | | | | |
| Wheaton United Boys Indoor Soccer League Rej 226149 | | E91624-T1672054 | 085.08.2023 | 20-220-204-52-5280-4457 | 1,295.00 |
| Wheaton United Boys Indoor Soccer League Rej 226149 | | E91624-T1682056 | 085.08.2023 | 20-220-204-52-5280-4457 | 1,295.00 |
| Wheaton United Boys Indoor Soccer League Rej 226149 | | E91624-T1682057 | 085.08.2023 | 20-220-204-52-5280-4457 | 800.00 |
| Wheaton United Boys Indoor Soccer League Rej 226149 | | E91624-T1682058 | 085.08.2023 | 20-220-204-52-5280-4457 | 800.00 |
| Vendor Total: | | | | | 4,190.00 |
| 06307 Neuco Inc | | | | | |
| CC Chiller Replacement | 225702 | 6928029 | 073.07.2023 | 20-101-220-53-5312-000C | 82.11 |
| CC Chiller for Stock | 225702 | 6928988 | 073.07.2023 | 20-101-220-53-5312-000C | 93.61 |
| Vendor Total: | | | | | 175.72 |
| 06308 Westlake Hardware Inc | | | | | |
| LM Lily Pads | 225899 | 12509749 | 081.08.2023 | 20-220-112-53-5301-6618 | 54.97 |
| Teams Course Repairs | 225899 | 12509772 | 081.08.2023 | 20-220-112-53-5301-6618 | 29.99 |
| Supplies | 225899 | 12509812 | 081.08.2023 | 20-101-231-53-5316-000C | 38.57 |
| Cleaning Supplies | 225899 | 12509826 | 081.08.2023 | 20-101-220-53-5316-000C | 9.98 |
| Supplies | 226295 | 12509866 | 091.09.2023 | 20-101-231-53-5302-000C | 29.96 |
| Gopher and Mole Sonic | 226295 | 12509890 | 091.09.2023 | 20-101-112-53-5313-0000 | 25.99 |
| Rope | 226295 | 12509924 | 091.09.2023 | 20-101-231-53-5302-000C | 27.98 |
| Electrical Tape | 225899 | 12610241 | 081.08.2023 | 20-101-232-53-5312-000C | 13.98 |
| Supplies | 225899 | 12610241 | 081.08.2023 | 20-101-232-53-5302-000C | 104.31 |
| Plumbing Supplies | 225899 | 12610247 | 081.08.2023 | 20-101-232-53-5311-0000 | 147.30 |
| CC Supplies | 225899 | 12610257 | 081.08.2023 | 20-101-220-53-5316-000C | 19.98 |
| Drain Cleaner | 225899 | 12610258 | 081.08.2023 | 20-101-232-53-5313-000C | 67.96 |
| Supplies | 225899 | 12610262 | 081.08.2023 | 20-101-232-53-5314-000C | 9.99 |
| Supplies | 225899 | 12610267 | 081.08.2023 | 20-101-232-53-5334-000C | 9.65 |
| Battery CO Detector | 225899 | 12610270 | 081.08.2023 | 20-101-220-53-5313-000C | 26.99 |
| Supplies | 225899 | 12610272 | 081.08.2023 | 20-101-232-53-5302-000C | 91.91 |
| Paint Supplies | 225899 | 12610274 | 081.08.2023 | 20-101-220-53-5313-000C | 82.91 |

Fund **Description**
Vendor No **Vendor Name**

| Line Item Description | Check No | Invoice Number | Batch Number | GL Account Number | Amount |
|--|----------------------------------|----------------|--------------|-------------------------|----------|
| Paint Supplies | 225899 | 12610275 | 081.08.2023 | 20-101-220-53-5313-0000 | 16.49 |
| Supplies | 225899 | 12610279 | 081.08.2023 | 20-101-232-53-5302-0000 | 55.93 |
| Paint Supplies | 225899 | 12610284 | 081.08.2023 | 20-101-220-53-5313-0000 | 54.75 |
| Build Up Remover | 225899 | 12610289 | 081.08.2023 | 20-101-232-53-5316-0000 | 15.99 |
| Supplies | 225899 | 12610289 | 081.08.2023 | 20-101-232-53-5334-0000 | 26.98 |
| Supplies | 225899 | 12610297 | 081.08.2023 | 20-101-232-53-5334-0000 | 88.71 |
| Paint Supplies | 225899 | 12610298 | 081.08.2023 | 20-101-220-53-5313-0000 | 53.64 |
| Supplies | 225899 | 12610303 | 081.08.2023 | 20-101-232-53-5302-0000 | 14.99 |
| Supplies | 225899 | 12610317 | 081.08.2023 | 20-101-232-53-5302-0000 | 17.18 |
| Rice Cleaning Supplies | 225899 | 12610318 | 081.08.2023 | 20-222-232-53-5302-0000 | 428.15 |
| Parts | 226295 | 12610319 | 091.09.2023 | 20-101-232-53-5313-0000 | 28.78 |
| Rice Concessions Cleaning Supplies | 226295 | 12610331 | 091.09.2023 | 20-101-232-53-5316-0000 | 88.54 |
| Concession Supplies | 226295 | 12610338 | 091.09.2023 | 20-101-232-53-5302-0000 | 101.87 |
| Supplies | 226295 | 12610342 | 091.09.2023 | 20-101-232-53-5302-0000 | 28.57 |
| Cleaning Supplies | 226295 | 12610352 | 091.09.2023 | 20-101-232-53-5316-0000 | 45.95 |
| Blade Cutting | 226295 | 12610363 | 091.09.2023 | 20-101-220-53-5313-0000 | 6.59 |
| Water Stop Cement | 226295 | 12610364 | 091.09.2023 | 20-101-231-53-5313-0000 | 22.99 |
| Supplies | 226295 | 12610367 | 091.09.2023 | 20-101-232-53-5302-0000 | 31.97 |
| Extension Cord and Keys | 226295 | 12610370 | 091.09.2023 | 20-101-220-53-5313-0000 | 36.96 |
| Keys | 226295 | 12610376 | 091.09.2023 | 20-101-220-53-5313-0000 | 2.99 |
| Batteries | 226295 | 12610391 | 091.09.2023 | 20-101-220-53-5313-0000 | 8.99 |
| Rice Pool | 226295 | 12610393 | 091.09.2023 | 20-101-232-53-5311-0000 | 20.95 |
| Carpentry Supplies | 226295 | 12610409 | 091.09.2023 | 20-101-231-53-5314-0000 | 180.98 |
| Supplies | 226295 | 12610410 | 091.09.2023 | 20-101-220-53-5313-0000 | 32.96 |
| Carpentry Supplies | 226295 | 12610421 | 091.09.2023 | 20-101-232-53-5314-0000 | 109.86 |
| Cleaning Supplies | 226295 | 12610430 | 091.09.2023 | 20-101-220-53-5316-0000 | 15.57 |
| Building Supplies | 226295 | 12610432 | 091.09.2023 | 20-101-225-53-5313-0000 | 14.15 |
| Vendor Total: | | | | | 2,343.90 |
| 06339 | Anthem Sports LLC | | | | |
| Soccer Goals | 225664 | 372240 | 073.07.2023 | 20-000-205-53-5353-0000 | 6,999.68 |
| Wheaton United Training Goal | 226063 | 74643 | 084.08.2023 | 20-220-204-53-5301-4457 | 1,237.34 |
| Vendor Total: | | | | | 8,237.02 |
| 06365 | Goding Electric Company | | | | |
| Northside Pool Pump | 226089 | 7979 | 084.08.2023 | 20-101-231-53-5312-0000 | 300.00 |
| Vendor Total: | | | | | 300.00 |
| 06392 | Chicago Empire, FC | | | | |
| 2013 Girls Academy Blue Registration 10/27/23- | 225998 | 4502899 | 083.08.2023 | 20-220-204-52-5280-4457 | 790.00 |
| Wheaton United 2012 Boys Premier/Academy R | 226148 | 4643312 | 085.08.2023 | 20-220-204-52-5280-4457 | 790.00 |
| Wheaton United 2012 Boys Premier/Academy R | 226148 | 4643396 | 085.08.2023 | 20-220-204-52-5280-4457 | 790.00 |
| Vendor Total: | | | | | 2,370.00 |
| 06428 | Proficient Window Cleaning, Inc. | | | | |
| Window Cleaning | 225710 | 7843 | 073.07.2023 | 20-101-220-52-5210-0000 | 796.00 |
| Vendor Total: | | | | | 796.00 |
| 06437 | Rovik, Allan | | | | |
| Franklin Basketball Camp | 225790 | SIHAllanRovik1 | 074.07.2023 | 20-220-203-52-5280-3373 | 2,209.68 |
| Vendor Total: | | | | | 2,209.68 |
| 06438 | Pergande, Jason | | | | |
| Franklin Basketball Camp | 225787 | SIHJasonPergan | 074.07.2023 | 20-220-203-52-5280-3373 | 2,209.68 |
| Vendor Total: | | | | | 2,209.68 |
| 06441 | Hellman, John | | | | |

Fund **Description**
Vendor No **Vendor Name**

| Line Item Description | Check No | Invoice Number | Batch Number | GL Account Number | Amount |
|---|----------|------------------|--------------|-------------------------|----------|
| Monroe Basketball Camp | 225768 | SIHJohnHellman | 074.07.2023 | 20-220-203-52-5280-3373 | 2,332.44 |
| Monroe Volleyball Camp | 225846 | SIHJohnHellman1 | 081.08.2023 | 20-220-203-52-5280-3373 | 1,782.00 |
| Vendor Total: | | | | | 4,114.44 |
| 06451 Panek, Megann | | | | | |
| Mileage Reimbursement for June & July 2023 | 225866 | 073123 | 081.08.2023 | 20-000-304-54-5422-0000 | 75.32 |
| Vendor Total: | | | | | 75.32 |
| 06455 Bonnamy, Ryan | | | | | |
| Franklin Basketball Camp | 225742 | SIHRyanBonnamy# | 074.07.2023 | 20-220-203-52-5280-3373 | 2,209.68 |
| Vendor Total: | | | | | 2,209.68 |
| 06458 Hineman, Justin David | | | | | |
| Franklin Volleyball Camp | 225769 | SIHJustinHineman | 074.07.2023 | 20-220-203-52-5280-3373 | 1,795.20 |
| Vendor Total: | | | | | 1,795.20 |
| 06509 Edison Middle School PTA | | | | | |
| Cream of Wheaton PTA Fundraiser - Carnival W | 225835 | 061623 | 081.08.2023 | 20-000-416-52-5241-1905 | 174.00 |
| Vendor Total: | | | | | 174.00 |
| 06522 Yoshikawa, Max | | | | | |
| Mileage Reimbursement for June 2023 | 225657 | 063023 | 072.07.2023 | 20-222-232-54-5422-0000 | 31.96 |
| Mileage Reimbursement for July 2023 | 226057 | 073123 | 083.08.2023 | 20-222-232-54-5422-0000 | 39.43 |
| Vendor Total: | | | | | 71.39 |
| 06539 Runco Office Supply & Equipment Co | | | | | |
| Zip Lock Bags | 225639 | 907721-0 | 072.07.2023 | 20-000-205-53-5302-0000 | 37.99 |
| Office Supplies | 225960 | 911835-0 | 082.08.2023 | 20-000-205-53-5302-0000 | 38.82 |
| Banker Boxes for PPF | 226275 | 915132-0 | 091.09.2023 | 20-000-205-53-5302-0000 | 169.99 |
| Office Supplies Envelopes | 226275 | 915315-0 | 091.09.2023 | 20-000-205-53-5302-0000 | 20.05 |
| Vendor Total: | | | | | 266.85 |
| 06542 Peerless Network Inc | | | | | |
| Recreation 061523-071423 | 225868 | 66174_0723 | 081.08.2023 | 20-000-000-52-5262-0000 | 272.93 |
| Recreation 071523-081423 | 225868 | 66174_0823 | 081.08.2023 | 20-000-000-52-5262-0000 | 272.93 |
| Recreation 081523-091423 | 226038 | 66174_0923 | 083.08.2023 | 20-000-000-52-5262-0000 | 272.93 |
| Vendor Total: | | | | | 818.79 |
| 06544 Chess Wizards Inc. | | | | | |
| Chess Camp 07/24/23-07/28/23 | 225918 | 6793 | 082.08.2023 | 20-220-208-52-5280-8821 | 2,067.00 |
| Vendor Total: | | | | | 2,067.00 |
| 06555 Tumbling Times Inc. | | | | | |
| Summer 1st Session | 225802 | 13 | 074.07.2023 | 20-220-203-52-5280-3304 | 4,687.90 |
| 2nd Session Tumbling Summer 2023 | 226203 | 14 | 085.08.2023 | 20-220-203-52-5280-3304 | 2,572.50 |
| Vendor Total: | | | | | 7,260.40 |
| 06630 Buckeye International Inc. | | | | | |
| Splash Guards | 225915 | 90517914 | 082.08.2023 | 20-101-220-53-5316-0000 | 35.52 |
| Vendor Total: | | | | | 35.52 |
| 06644 LaLonde Jr., Daniel | | | | | |
| Monroe Volleyball Camp | 225852 | SIHDaneilLaLonde | 081.08.2023 | 20-220-203-52-5280-3373 | 1,782.00 |
| Monroe Basketball Camp | 225777 | SIHDanielLaLonde | 074.07.2023 | 20-220-203-52-5280-3373 | 2,332.44 |
| Vendor Total: | | | | | 4,114.44 |

Fund Description
Vendor No Vendor Name

| Line Item Description | Check No | Invoice Number | Batch Number | GL Account Number | Amount |
|--|----------|----------------|-------------------------|-------------------------|-----------|
| 06674 Lingo Communications LLC | | | | | |
| Programs 070423-080323 | 225622 | 33457569 | 072.07.2023 | 20-220-000-52-5262-0000 | 115.40 |
| Toohey/Safety City 070423-080323 | 225622 | 33457569 | 072.07.2023 | 20-000-000-52-5262-0000 | 57.70 |
| Lincoln Marsh 070423-080323 | 225622 | 33457569 | 072.07.2023 | 20-000-112-52-5262-0000 | 57.70 |
| Community Center 070423-080323 | 225622 | 33457569 | 072.07.2023 | 20-224-220-52-5262-0000 | 230.80 |
| CAC 070423-080323 | 225622 | 33457569 | 072.07.2023 | 20-220-203-52-5262-0000 | 57.70 |
| Mary Lubko Center 070423-080323 | 225622 | 33457569 | 072.07.2023 | 20-000-304-52-5262-0000 | 57.70 |
| Northside Pool 070423-080323 | 225622 | 33457569 | 072.07.2023 | 20-222-231-52-5262-0000 | 57.70 |
| Toohey/Safety City 080423-090323 | 226025 | 33504695 | 083.08.2023 | 20-000-000-52-5262-0000 | 58.92 |
| Programs 080423-090323 | 226025 | 33504695 | 083.08.2023 | 20-220-000-52-5262-0000 | 115.40 |
| CAC 080423-090323 | 226025 | 33504695 | 083.08.2023 | 20-220-203-52-5262-0000 | 57.70 |
| Northside Pool 080423-090323 | 226025 | 33504695 | 083.08.2023 | 20-222-231-52-5262-0000 | 57.70 |
| Mary Lubko Center 080423-090323 | 226025 | 33504695 | 083.08.2023 | 20-000-304-52-5262-0000 | 57.73 |
| Lincoln Marsh 080423-090323 | 226025 | 33504695 | 083.08.2023 | 20-000-112-52-5262-0000 | 57.70 |
| Community Center 080423-090323 | 226025 | 33504695 | 083.08.2023 | 20-224-220-52-5262-0000 | 230.80 |
| Vendor Total: | | | | | 1,270.65 |
| 06689 Enge, Arin | | | | | |
| Tennis Classes Summer Session 1 | 225760 | 071923 | 074.07.2023 | 20-220-203-52-5280-3335 | 3,382.50 |
| Tennis Classes for Summer Session 2 | 226166 | 082423 | 085.08.2023 | 20-220-203-52-5280-3335 | 1,897.50 |
| Vendor Total: | | | | | 5,280.00 |
| 06704 Adolph Kiefer and Associates LLC | | | | | |
| Northside Diving Block Covers | 225659 | INV001339383 | 073.07.2023 | 20-222-231-53-5306-0000 | 180.00 |
| Rice Supplies | 225984 | INV001343530 | 083.08.2023 | 20-222-232-53-5302-0000 | 146.00 |
| Vendor Total: | | | | | 326.00 |
| 06706 E.J. Rohn Company | | | | | |
| Matts and Runner Cleaning for CAC | 225926 | 1162600 | 082.08.2023 | 20-101-225-52-5211-0000 | 89.85 |
| Vendor Total: | | | | | 89.85 |
| 06711 Zimmerman, Janet Ergo | | | | | |
| Reimbursement Theatre Production Supplies | 225658 | 070323 | 072.07.2023 | 20-220-202-53-5301-2266 | 200.66 |
| Vendor Total: | | | | | 200.66 |
| 06819 Language in Action, Inc. | | | | | |
| Language Classes June & July 2023 | 225943 | 073023 | 082.08.2023 | 20-220-208-52-5280-8805 | 230.00 |
| Vendor Total: | | | | | 230.00 |
| 06851 Hot Shots Sports | | | | | |
| Summer Camp 061223-062323 | 226021 | 062323 | 083.08.2023 | 20-220-203-52-5280-3310 | 9,106.68 |
| Summer 2023 Classes Session 1 | 226239 | 072023 | 091.09.2023 | 20-220-203-52-5280-3310 | 6,144.24 |
| Vendor Total: | | | | | 15,250.92 |
| 06878 Lou Fusz Soccer Club | | | | | |
| 2013B Academy Boys Midwest Championship F 226098 | 4597801 | 084.08.2023 | 20-220-204-52-5280-4457 | 815.00 | |
| 2011B Academy Boys Midwest Championship R 226098 | 4597935 | 084.08.2023 | 20-220-204-52-5280-4457 | 855.00 | |
| Vendor Total: | | | | | 1,670.00 |
| 06914 Lacrosse Illinois NFP | | | | | |
| Team Illinois June Summer Camp | 225699 | WPDJUNECAMP | 073.07.2023 | 20-220-204-52-5280-4407 | 1,820.00 |
| Team Illinois - Spring Lacrosse Season | 225699 | WPDSRING2023 | 073.07.2023 | 20-220-204-52-5280-4407 | 37,427.00 |
| Vendor Total: | | | | | 39,247.00 |
| 06928 Top Pick Sports Productions | | | | | |
| USSSA Fee/TPSP Tournament Services | 225720 | 063023-RDW | 073.07.2023 | 20-221-223-54-5404-4776 | 1,456.00 |

| Fund | Description | Vendor No | Vendor Name | Line Item Description | Check No | Invoice Number | Batch Number | GL Account Number | Amount |
|---------------|---|-----------|-----------------|-----------------------|----------|----------------|--------------|-------------------------|----------|
| Vendor Total: | | | | | | | | | 1,456.00 |
| 06933 | Valentino, Katie | | | | | | | | |
| | Hubble Volleyball Camps 07/17/23-07/27/23 | 225972 | SIHKatieValen#1 | 082.08.2023 | | | | 20-220-203-52-5280-3373 | 4,583.70 |
| Vendor Total: | | | | | | | | | 4,583.70 |
| 06976 | ALL IN Athletics | | | | | | | | |
| | Summer Basketball Camp and Jr Feeder | 225813 | 0016 | 081.08.2023 | | | | 20-220-203-52-5280-3343 | 871.20 |
| Vendor Total: | | | | | | | | | 871.20 |
| 06984 | Wall-Fill Property Services | | | | | | | | |
| | Bid Bond Refund - Cosley Fence | 226124 | 081523 | 084.08.2023 | | | | 20-000-000-25-2549-0000 | 7,350.00 |
| Vendor Total: | | | | | | | | | 7,350.00 |
| 06985 | Floods Royal Flush Inc. | | | | | | | | |
| | Cream of Wheaton 2023 - Liberty Dr. | 226010 | I23650 | 083.08.2023 | | | | 20-000-416-52-5241-1905 | 2,640.00 |
| | Portable Units Edison Middle School | 225608 | I24615 | 072.07.2023 | | | | 20-221-223-52-5210-4211 | 714.00 |
| | Portable Units Central Athletic Complex | 225608 | I24617 | 072.07.2023 | | | | 20-221-223-52-5210-4211 | 688.50 |
| | Portable Units Graf Park | 225608 | I24618 | 072.07.2023 | | | | 20-221-223-52-5210-4211 | 714.00 |
| | Extra Service on all Units | 225608 | I26189 | 072.07.2023 | | | | 20-221-223-52-5210-4211 | 102.00 |
| | Portable Units Atten Park | 225608 | I26327 | 072.07.2023 | | | | 20-221-223-52-5210-4211 | 102.00 |
| | Portable Units Hoffman Park | 225608 | I26338 | 072.07.2023 | | | | 20-220-204-52-5280-4454 | 204.00 |
| | Portable Units Briar Glen | 225608 | I26340 | 072.07.2023 | | | | 20-000-000-52-5210-0000 | 204.00 |
| | Portable Units Scottsdale Park | 225608 | I26361 | 072.07.2023 | | | | 20-221-223-52-5210-4211 | 204.00 |
| | Portable Units Madison Park | 225608 | I26364 | 072.07.2023 | | | | 20-221-223-52-5210-4211 | 204.00 |
| | Portable Units Lucent Fields | 225608 | I26365 | 072.07.2023 | | | | 20-000-000-52-5210-0000 | 204.00 |
| | Portable Units Jefferson | 225608 | I26367 | 072.07.2023 | | | | 20-221-223-52-5210-4211 | 204.00 |
| | Portable Units Lincoln Marsh | 225608 | I26368 | 072.07.2023 | | | | 20-101-112-52-5211-0000 | 408.00 |
| | Portable Units Hawthorne School | 225608 | I26369 | 072.07.2023 | | | | 20-221-223-52-5210-4211 | 204.00 |
| | Portable Units Graf Park | 225608 | I26370 | 072.07.2023 | | | | 20-221-223-52-5210-4211 | 204.00 |
| | Portable Units Franklin Middle School | 225608 | I26371 | 072.07.2023 | | | | 20-221-223-52-5210-4211 | 204.00 |
| | Portable Units Emerson School | 225608 | I26372 | 072.07.2023 | | | | 20-221-223-52-5210-4211 | 204.00 |
| | Portable Units Edison Middle School | 225608 | I26373 | 072.07.2023 | | | | 20-221-223-52-5210-4211 | 204.00 |
| | Portable Units Briarpatch | 225608 | I26374 | 072.07.2023 | | | | 20-000-000-52-5210-0000 | 204.00 |
| | Portable Units Washington School | 225608 | I26375 | 072.07.2023 | | | | 20-221-223-52-5210-4211 | 204.00 |
| | Portable Units Whittier School | 225608 | I26376 | 072.07.2023 | | | | 20-220-204-52-5280-4454 | 204.00 |
| | Portable Units Brighton Park | 225608 | I26403 | 072.07.2023 | | | | 20-220-204-52-5280-4454 | 200.00 |
| | Portable Units Lincoln Marsh | 225763 | I26570 | 074.07.2023 | | | | 20-101-112-52-5211-0000 | 25.50 |
| | Portable Units Atten Park | 225763 | I26675 | 074.07.2023 | | | | 20-221-223-52-5210-4211 | 204.00 |
| | Portable Units CAC | 225763 | I26676 | 074.07.2023 | | | | 20-220-204-52-5280-4457 | 306.00 |
| | Portable Units Seven Gables | 225763 | I26677 | 074.07.2023 | | | | 20-220-204-52-5280-4453 | 408.00 |
| | Portable Units Northside Baseball | 225763 | I26679 | 074.07.2023 | | | | 20-221-223-52-5210-4211 | 204.00 |
| | Portable Units Hoffman Park | 225930 | I27234 | 082.08.2023 | | | | 20-220-204-52-5280-4454 | 204.00 |
| | Portable Units Atten Park | 225930 | I27235 | 082.08.2023 | | | | 20-221-223-52-5210-4211 | 102.00 |
| | Portable Units Briar Glen | 225930 | I27236 | 082.08.2023 | | | | 20-000-000-52-5210-0000 | 204.00 |
| | Portable Units Scottdale | 225930 | I27255 | 082.08.2023 | | | | 20-221-223-52-5210-4211 | 204.00 |
| | Portable Units Madison School | 225930 | I27258 | 082.08.2023 | | | | 20-221-222-52-5210-0000 | 204.00 |
| | Portable Units Danada Fields | 225930 | I27259 | 082.08.2023 | | | | 20-000-000-52-5210-0000 | 204.00 |
| | Portable Units Jefferson | 225930 | I27261 | 082.08.2023 | | | | 20-221-223-52-5210-4211 | 204.00 |
| | Portable Units Lincoln Marsh | 225930 | I27262 | 082.08.2023 | | | | 20-101-112-52-5211-0000 | 408.00 |
| | Portable Units Graf | 225930 | I27263 | 082.08.2023 | | | | 20-220-204-52-5280-4457 | 204.00 |
| | Portable Units Franklin Middle School | 225930 | I27264 | 082.08.2023 | | | | 20-221-222-52-5210-0000 | 204.00 |
| | Portable Units Emerson School | 225930 | I27265 | 082.08.2023 | | | | 20-220-204-52-5280-4454 | 204.00 |
| | Portable Units Edison Middle School | 225930 | I27266 | 082.08.2023 | | | | 20-221-223-52-5210-4211 | 204.00 |
| | Portable Units Briar Patch | 225930 | I27267 | 082.08.2023 | | | | 20-000-000-52-5210-0000 | 204.00 |
| | Portable Units Washington School | 225930 | I27268 | 082.08.2023 | | | | 20-221-222-52-5210-0000 | 204.00 |
| | Portable Units Whittier School | 225930 | I27269 | 082.08.2023 | | | | 20-220-204-52-5280-4454 | 204.00 |

Fund **Description**
Vendor No **Vendor Name**

| Line Item Description | Check No | Invoice Number | Batch Number | GL Account Number | Amount |
|---|----------|----------------|--------------|-------------------------|-----------|
| Portable Units Brighton Park | 225930 | I27295 | 082.08.2023 | 20-220-204-52-5280-4454 | 200.00 |
| Portable Units Wiesbrook School | 225930 | I27312 | 082.08.2023 | 20-221-222-52-5210-0000 | 204.00 |
| Portable Unit Lincoln Marsh | 226233 | I27403 | 091.09.2023 | 20-101-112-52-5211-0000 | 25.50 |
| Portable Units Atten | 226085 | I27555 | 084.08.2023 | 20-221-223-52-5210-4211 | 204.00 |
| Portable Units CAC | 226085 | I27556 | 084.08.2023 | 20-220-204-52-5280-4457 | 306.00 |
| Portable Units Seven Gables | 226085 | I27557 | 084.08.2023 | 20-220-204-52-5280-4453 | 408.00 |
| Portable Units Northside | 226085 | I27559 | 084.08.2023 | 20-221-223-52-5210-4211 | 204.00 |
| Portable Units Atten Park | 226233 | I28307 | 091.09.2023 | 20-221-223-52-5210-4211 | 102.00 |
| Portable Units Hoffman Park | 226233 | I28316 | 091.09.2023 | 20-220-204-52-5280-4454 | 204.00 |
| Portable Units Briar Glen | 226233 | I28318 | 091.09.2023 | 20-000-000-52-5210-0000 | 204.00 |
| Portable Units Scottdale | 226233 | I28343 | 091.09.2023 | 20-221-223-52-5210-4211 | 204.00 |
| Portable Units Madison School | 226233 | I28346 | 091.09.2023 | 20-221-222-52-5210-0000 | 204.00 |
| Portable Units Lucent Fields | 226233 | I28347 | 091.09.2023 | 20-000-000-52-5210-0000 | 204.00 |
| Portable Units Jefferson School | 226233 | I28350 | 091.09.2023 | 20-221-223-52-5210-4211 | 204.00 |
| Portable Units Lincoln Marsh | 226233 | I28351 | 091.09.2023 | 20-101-112-52-5211-0000 | 408.00 |
| Portable Units Graf Park | 226233 | I28352 | 091.09.2023 | 20-220-204-52-5280-4457 | 204.00 |
| Portable Units Franklin Middle School | 226233 | I28353 | 091.09.2023 | 20-221-222-52-5210-0000 | 204.00 |
| Portable Units Emerson School | 226233 | I28354 | 091.09.2023 | 20-220-204-52-5280-4454 | 204.00 |
| Portable Units Edison Middle School | 226233 | I28355 | 091.09.2023 | 20-221-223-52-5210-4211 | 204.00 |
| Portable Units Briar Patch | 226233 | I28356 | 091.09.2023 | 20-000-000-52-5210-0000 | 204.00 |
| Portable Units Washington School | 226233 | I28357 | 091.09.2023 | 20-221-222-52-5210-0000 | 204.00 |
| Portable Units Whitter School | 226233 | I28358 | 091.09.2023 | 20-220-204-52-5280-4454 | 204.00 |
| Portable Units Brighton Park | 226233 | I28386 | 091.09.2023 | 20-220-204-52-5280-4454 | 200.00 |
| Portable Units Wiesbrook School | 226233 | I28401 | 091.09.2023 | 20-221-222-52-5210-0000 | 204.00 |
| Vendor Total: | | | | | 17,851.50 |
| 07025 Saxby Enterprises Inc. | | | | | |
| Swim Team Shirts | 225962 | 19032 | 082.08.2023 | 20-222-231-53-5306-0000 | 1,325.08 |
| Jr. Lifeguard Shirts | 225962 | 19033 | 082.08.2023 | 20-222-232-53-5302-0000 | 566.80 |
| Vendor Total: | | | | | 1,891.88 |
| 07044 Justin Louis Colebrissi | | | | | |
| BBSB Medals | 225850 | 5807-0 | 081.08.2023 | 20-221-223-53-5319-4776 | 442.50 |
| Vendor Total: | | | | | 442.50 |
| 07067 Keller, Rudolph J | | | | | |
| Reimbursement for IYSA Background Check | 226023 | 080823 | 083.08.2023 | 20-220-204-52-5280-4457 | 20.00 |
| Wheaton United Summer Camp 06/13/23-07/27/ | 226183 | 081523 | 085.08.2023 | 20-220-204-52-5280-4457 | 12,969.00 |
| Vendor Total: | | | | | 12,989.00 |
| 07069 Hershey Creamery Company | | | | | |
| Rice Ice Cream | 225847 | INVE0019373062 | 081.08.2023 | 20-222-232-53-5328-0000 | 996.58 |
| Northside Ice Cream | 225847 | INVE0019373075 | 081.08.2023 | 20-222-231-53-5328-0000 | 442.62 |
| Ice Cream for Clocktower | 225933 | INVE0019402297 | 082.08.2023 | 20-350-303-53-5328-0000 | 217.50 |
| Ice Cream | 226019 | INVE0019419783 | 083.08.2023 | 20-222-231-53-5328-0000 | 991.00 |
| Vendor Total: | | | | | 2,647.70 |
| 07071 Hibs Enterprises LLC | | | | | |
| Wheaton United Coach T-Shirts | 226020 | 36384 | 083.08.2023 | 20-220-204-53-5301-4457 | 1,065.00 |
| Vendor Total: | | | | | 1,065.00 |
| 07085 Cleary Alman, Janet | | | | | |
| Wheaton United Payment | 226152 | Pymt# 1 | 085.08.2023 | 20-220-204-52-5280-4457 | 3,612.50 |
| Vendor Total: | | | | | 3,612.50 |
| 07105 Atkinson, Nathan | | | | | |
| Wheaton United Payment | 226134 | Pymt# 1 | 085.08.2023 | 20-220-204-52-5280-4457 | 12,193.75 |

Fund **Description**
Vendor No **Vendor Name**

| Line Item Description | Check No | Invoice Number | Batch Number | GL Account Number | Amount |
|--|----------|----------------|--------------|-------------------------|-----------|
| Reimbursement - VEO Camera and System Mini | 226066 | US56263 | 084.08.2023 | 20-220-204-53-5301-4457 | 2,895.50 |
| | | | | Vendor Total: | 15,089.25 |
| 07107 Breitenbach, Christopher | | | | | |
| Wheaton United Payment | 226141 | Pymt# 1 | 085.08.2023 | 20-220-204-52-5280-4457 | 500.00 |
| | | | | Vendor Total: | 500.00 |
| 07108 Fowler, Sarah | | | | | |
| Wheaton United Payment | 226172 | Pymt# 1 | 085.08.2023 | 20-220-204-52-5280-4457 | 500.00 |
| | | | | Vendor Total: | 500.00 |
| 07109 Cuculich, Derek | | | | | |
| Wheaton United Payment | 226161 | Pymt# 1 | 085.08.2023 | 20-220-204-52-5280-4457 | 2,250.00 |
| | | | | Vendor Total: | 2,250.00 |
| 07111 Merrifield, William David | | | | | |
| United Coach Payment | 226188 | Payment # 4 | 085.08.2023 | 20-220-204-52-5280-4457 | 250.00 |
| Wheaton United Payment | 226255 | Pymt# 1 | 091.09.2023 | 20-220-204-52-5280-4457 | 275.00 |
| | | | | Vendor Total: | 525.00 |
| 07112 Petrie, Stacy | | | | | |
| Wheaton United Payment | 226265 | Pymt# 1 | 091.09.2023 | 20-220-204-52-5280-4457 | 1,250.00 |
| | | | | Vendor Total: | 1,250.00 |
| 07113 Pentzien, Brent G. | | | | | |
| Wheaton United Payment | 226263 | Pymt# 1 | 091.09.2023 | 20-220-204-52-5280-4457 | 1,000.00 |
| | | | | Vendor Total: | 1,000.00 |
| 07114 DiBernardo, Angelo | | | | | |
| Wheaton United Payment | 226163 | Pymt# 1 | 085.08.2023 | 20-220-204-52-5280-4457 | 1,500.00 |
| | | | | Vendor Total: | 1,500.00 |
| 07115 Carter, Adam Craig | | | | | |
| Wheaton United Payment | 226146 | Pymt# 1 | 085.08.2023 | 20-220-204-52-5280-4457 | 2,500.00 |
| | | | | Vendor Total: | 2,500.00 |
| 07116 Oker, Melisa | | | | | |
| Reimbursement for IYSA Background Check | 226034 | 080823 | 083.08.2023 | 20-220-204-52-5280-4457 | 20.00 |
| Wheaton United Payment | 226260 | Pymt# 1 | 091.09.2023 | 20-220-204-52-5280-4457 | 3,750.00 |
| | | | | Vendor Total: | 3,770.00 |
| 07117 Gosling, John | | | | | |
| Wheaton United Payment | 226176 | Pymt# 1 | 085.08.2023 | 20-220-204-52-5280-4457 | 4,625.00 |
| | | | | Vendor Total: | 4,625.00 |
| 07118 Keith, Brandon | | | | | |
| Whcaton United Payment | 226245 | Pymt# 1 | 091.09.2023 | 20-220-204-52-5280-4457 | 271.25 |
| | | | | Vendor Total: | 271.25 |
| 07119 Kline, Joel | | | | | |
| Wheaton United Payment | 226247 | Pymt# 1 | 091.09.2023 | 20-220-204-52-5280-4457 | 2,481.25 |
| | | | | Vendor Total: | 2,481.25 |
| 07120 Kinczyk, Lindsay | | | | | |
| Reimbursement IYSA Background Check | 225698 | 071023 | 073.07.2023 | 20-220-204-52-5280-4457 | 20.00 |
| Reimbursement Coaching License | 225698 | 071023 | 073.07.2023 | 20-220-204-52-5280-4457 | 315.00 |

Fund Description
Vendor No Vendor Name

| Line Item Description | Check No | Invoice Number | Batch Number | GL Account Number | Amount |
|---|----------|----------------|--------------|-------------------------|----------|
| Wheaton United Payment | 226246 | Pymt# 1 | 091.09.2023 | 20-220-204-52-5280-4457 | 1,000.00 |
| | | | | Vendor Total: | 1,335.00 |
| 07122 Hyder, Matthew | | | | | |
| Wheaton United Payment | 226181 | Pymt# 1 | 085.08.2023 | 20-220-204-52-5280-4457 | 500.00 |
| | | | | Vendor Total: | 500.00 |
| 07124 Rapley, Steven R. | | | | | |
| Reimbursement for IYSA Background Screening | 226042 | 081423 | 083.08.2023 | 20-220-204-52-5280-4457 | 20.00 |
| Wheaton United Payment | 226271 | Pymt# 1 | 091.09.2023 | 20-220-204-52-5280-4457 | 1,500.00 |
| | | | | Vendor Total: | 1,520.00 |
| 07125 Rivera, Christian M. | | | | | |
| Reimbursement for BASA Training Fall 2023 | 226043 | 080823 | 083.08.2023 | 20-220-204-52-5280-4457 | 90.00 |
| Reimbursement for IYSA Background Check | 226273 | 082823 | 091.09.2023 | 20-220-204-52-5280-4457 | 20.00 |
| Wheaton United Payment | 226273 | Pymt# 1 | 091.09.2023 | 20-220-204-52-5280-4457 | 2,981.25 |
| | | | | Vendor Total: | 3,091.25 |
| 07126 Potts, Justin | | | | | |
| Wheaton United Payment | 226266 | Pymt# 1 | 091.09.2023 | 20-220-204-52-5280-4457 | 1,875.00 |
| | | | | Vendor Total: | 1,875.00 |
| 07127 Marte III, Gonzalo C | | | | | |
| Wheaton United Payment | 226252 | Pymt# 1 | 091.09.2023 | 20-220-204-52-5280-4457 | 1,125.00 |
| | | | | Vendor Total: | 1,125.00 |
| 07128 Terranova, Anthony Rocco | | | | | |
| Wheaton United Payment | 226282 | Pymt# 1 | 091.09.2023 | 20-220-204-52-5280-4457 | 250.00 |
| | | | | Vendor Total: | 250.00 |
| 07129 Vigano, Matteo | | | | | |
| Wheaton United Payment | 226289 | Pymt# 1 | 091.09.2023 | 20-220-204-52-5280-4457 | 1,500.00 |
| | | | | Vendor Total: | 1,500.00 |
| 07132 Kaempf, Stephen | | | | | |
| Wheaton United Payment | 226244 | Pymt# 1 | 091.09.2023 | 20-220-204-52-5280-4457 | 375.00 |
| | | | | Vendor Total: | 375.00 |
| 07133 Pyykkonen, Annie J. | | | | | |
| Wheaton United Payment | 226268 | Pymt# 1 | 091.09.2023 | 20-220-204-52-5280-4457 | 250.00 |
| | | | | Vendor Total: | 250.00 |
| 07134 Raftery, Jared | | | | | |
| Wheaton United Payment | 226269 | Pymt# 1 | 091.09.2023 | 20-220-204-52-5280-4457 | 2,500.00 |
| | | | | Vendor Total: | 2,500.00 |
| 07136 Vartanian, Lauren | | | | | |
| Wheaton United Payment | 226288 | Pymt# 1 | 091.09.2023 | 20-220-204-52-5280-4457 | 1,500.00 |
| | | | | Vendor Total: | 1,500.00 |
| 07139 Bacheller, Joshua | | | | | |
| Reimbursement for IYSA Background Check | 225992 | 081023 | 083.08.2023 | 20-220-204-52-5280-4457 | 20.00 |
| Wheaton United Payment | 226136 | Pymt# 1 | 085.08.2023 | 20-220-204-52-5280-4457 | 2,237.50 |
| | | | | Vendor Total: | 2,257.50 |
| 07143 Fleming, Camryn | | | | | |

Fund **Description**
Vendor No **Vendor Name**

| Line Item Description | Check No | Invoice Number | Batch Number | GL Account Number | Amount |
|---|----------|-------------------|--------------|-------------------------|-----------|
| Wheaton United Payment | 226169 | Pymt# 1 | 085.08.2023 | 20-220-204-52-5280-4457 | 250.00 |
| | | | | Vendor Total: | 250.00 |
| 07144 Baker, William J | | | | | |
| Wheaton United Payment | 226137 | Pymt# 1 | 085.08.2023 | 20-220-204-52-5280-4457 | 1,500.00 |
| | | | | Vendor Total: | 1,500.00 |
| 07145 Roe, Kathryn R | | | | | |
| Wheaton United Payment | 226274 | Pymt# 1 | 091.09.2023 | 20-220-204-52-5280-4457 | 1,500.00 |
| | | | | Vendor Total: | 1,500.00 |
| 07146 Thom, Nathaniel | | | | | |
| Wheaton United Payment | 226285 | Pymt# 1 | 091.09.2023 | 20-220-204-52-5280-4457 | 500.00 |
| | | | | Vendor Total: | 500.00 |
| 07152 G & G Construction Services, Inc. | | | | | |
| Bid Bond Refund - Briarpatch Backstop | 226087 | 081423 | 084.08.2023 | 20-000-000-25-2549-0000 | 0.00 |
| | | | | Vendor Total: | 0.00 |
| 07157 Frederick, Colin | | | | | |
| Wheaton United Payment | 226173 | Pymt# 1 | 085.08.2023 | 20-220-204-52-5280-4457 | 750.00 |
| | | | | Vendor Total: | 750.00 |
| 07159 Xerox Corporation | | | | | |
| Marketing 070723-080623 | 225903 | 0100160004001_082 | 081.08.2023 | 20-000-415-52-5211-0000 | 523.50 |
| Marketing 080723-090623 | 226209 | 0100160004001_092 | 085.08.2023 | 20-000-415-52-5211-0000 | 523.50 |
| | | | | Vendor Total: | 1,047.00 |
| 07160 Aviles, Graciela | | | | | |
| Mileage Reimbursement for June 2023 | 225590 | 063023 | 072.07.2023 | 20-224-220-54-5422-0000 | 53.97 |
| Mileage Reimbursement for July 2023 | 225991 | 073123 | 083.08.2023 | 20-224-220-54-5422-0000 | 60.71 |
| | | | | Vendor Total: | 114.68 |
| 07192 FC Central Illinois | | | | | |
| 2011 Premier Boys Fall Turf Cup Registration 11 | 226083 | 4583711 | 084.08.2023 | 20-220-204-52-5280-4457 | 795.00 |
| Fall Turf Classic Registrations | 226232 | 4690888 | 091.09.2023 | 20-220-204-52-5280-4457 | 675.00 |
| Fall Turf Classic Registrations | 226232 | 4690930 | 091.09.2023 | 20-220-204-52-5280-4457 | 675.00 |
| 2010 Girls Fall Turf Classic Registration | 225838 | 8681581 | 081.08.2023 | 20-220-204-52-5280-4457 | 795.00 |
| 2011 Girls Fall Turf Classic Registration | 225838 | 8681741 | 081.08.2023 | 20-220-204-52-5280-4457 | 795.00 |
| 2012 Girls Fall Turf Classic Registration | 225838 | 8681822 | 081.08.2023 | 20-220-204-52-5280-4457 | 795.00 |
| | | | | Vendor Total: | 4,530.00 |
| 07193 Kortenhoven, Mark Jacob | | | | | |
| Wheaton United Payment | 226248 | Pymt# 1 | 091.09.2023 | 20-220-204-52-5280-4457 | 1,000.00 |
| | | | | Vendor Total: | 1,000.00 |
| 07198 Oak Brook Park District | | | | | |
| Exec Asst Webinar on Minute Taking | 226031 | 080923 | 083.08.2023 | 20-000-000-54-5432-0000 | 4.97 |
| | | | | Vendor Total: | 4.97 |
| 07200 Imagination Pad Inc. | | | | | |
| Rams Football Spiritwear 2023 | 226093 | 45256 | 084.08.2023 | 20-221-222-53-5350-0000 | 3,455.44 |
| | | | | Vendor Total: | 3,455.44 |
| 07203 Right Call Umpire Services LLC | | | | | |
| Umpires for Red White & Blue Tournament | 225638 | 1014-1 | 072.07.2023 | 20-221-223-54-5404-4776 | 10,740.00 |

Fund **Description**
Vendor No **Vendor Name**

| Line Item Description | Check No | Invoice Number | Batch Number | GL Account Number | Amount |
|--|----------|----------------|--------------|-------------------------|-----------|
| Vendor Total: | | | | | 10,740.00 |
| 07206 Atkinson, Damon Luke | | | | | |
| Wheaton United Payment | 226133 | Pynt# 1 | 085.08.2023 | 20-220-204-52-5280-4457 | 250.00 |
| Vendor Total: | | | | | 250.00 |
| 07222 Team Concept Printing & Thermography Inc. | | | | | |
| Clocktower Cards | 226051 | 1334414 | 083.08.2023 | 20-350-303-53-5306-0000 | 297.97 |
| MLC Fall News Printing | 226051 | I334339 | 083.08.2023 | 20-000-304-52-5235-0000 | 1,713.62 |
| Vendor Total: | | | | | 2,011.59 |
| 07225 Galvao, Marcelo | | | | | |
| BrazUsa Jiu Jitsu - May-July 2023 | 226012 | 080923 | 083.08.2023 | 20-220-203-52-5280-3310 | 1,233.54 |
| Vendor Total: | | | | | 1,233.54 |
| 07233 Rychenkov, Daniel | | | | | |
| Wheaton United Payment | 226277 | Pynt# 1 | 091.09.2023 | 20-220-204-52-5280-4457 | 1,750.00 |
| Vendor Total: | | | | | 1,750.00 |
| 07234 Bonnie Willey | | | | | |
| July 2023 Tournament Pickleball Medals | 225743 | 1036 | 074.07.2023 | 20-220-203-53-5301-1014 | 40.74 |
| Vendor Total: | | | | | 40.74 |
| 07250 Univar Solutions USA Inc. | | | | | |
| Northside Chemicals | 225647 | 51277677 | 072.07.2023 | 20-101-231-53-5335-0000 | 2,057.41 |
| Rice Chemicals | 225647 | 51277678 | 072.07.2023 | 20-101-232-53-5335-0000 | 1,712.15 |
| Sodium Hypochlorite | 225722 | 51291541 | 073.07.2023 | 20-101-232-53-5335-0000 | 1,415.00 |
| Sodium Hypochlorite Rice Pool | 225805 | 51310066 | 074.07.2023 | 20-101-232-53-5335-0000 | 1,061.25 |
| Sodium Hypochlorite Northside Pool | 225805 | 51310067 | 074.07.2023 | 20-101-231-53-5335-0000 | 1,485.75 |
| Sodium Hypochlorite | 225891 | 51328850 | 081.08.2023 | 20-101-232-53-5335-0000 | 1,148.98 |
| Rice Pool Chemicals | 225971 | 51347898 | 082.08.2023 | 20-101-232-53-5335-0000 | 1,301.80 |
| NS Pool Chemicals | 225971 | 51347899 | 082.08.2023 | 20-101-231-53-5335-0000 | 1,924.40 |
| Rice Pool Chemicals | 226120 | 51370721 | 084.08.2023 | 20-101-232-53-5335-0000 | 1,528.20 |
| Rice Pool Chemicals | 226120 | 51385149 | 084.08.2023 | 20-101-232-53-5335-0000 | 778.25 |
| Sodium Hypochlorite | 226120 | 51403660 | 084.08.2023 | 20-101-232-53-5335-0000 | 990.50 |
| Rice Pool Sodium Hypochlorite | 226286 | 51422591 | 091.09.2023 | 20-101-232-53-5335-0000 | 1,061.25 |
| Vendor Total: | | | | | 16,464.94 |
| 07253 Total Body Wellncss & Performance | | | | | |
| Rams Deposit for Athletic Trainers | 225970 | 1245 | 082.08.2023 | 20-221-222-52-5283-0000 | 2,000.00 |
| Vendor Total: | | | | | 2,000.00 |
| 07255 U.S. Fire & Safety Equipment Co. | | | | | |
| Annual Maintenance | 225803 | 517682 | 074.07.2023 | 20-101-112-52-5211-0000 | 100.00 |
| Annual Maintenance | 225803 | 517682 | 074.07.2023 | 20-101-000-52-5210-0000 | 140.00 |
| Annual Maintenance | 225803 | 517682 | 074.07.2023 | 20-101-220-52-5210-0000 | 500.00 |
| Annual Maintenance | 225803 | 517682 | 074.07.2023 | 20-101-220-52-5211-0000 | 700.00 |
| Annual Maintenance | 225803 | 517682 | 074.07.2023 | 20-101-231-52-5211-0000 | 150.00 |
| Annual Maintenance | 225803 | 517682 | 074.07.2023 | 20-101-225-52-5211-0000 | 150.00 |
| Annual Maintenance | 225803 | 517682 | 074.07.2023 | 20-101-232-52-5211-0000 | 100.00 |
| Annual Maintenance | 225803 | 517682 | 074.07.2023 | 20-101-303-52-5211-0000 | 50.00 |
| Annual Maintenance | 225803 | 517682 | 074.07.2023 | 20-101-304-52-5211-0000 | 150.00 |
| Vendor Total: | | | | | 2,040.00 |
| 07269 Loparco, Angelina | | | | | |
| Mileage Reimbursement for June 2023 | 225623 | 063023 | 072.07.2023 | 20-224-220-54-5422-0000 | 99.36 |

| Fund | Description | Vendor No | Vendor Name | Line Item Description | Check No | Invoice Number | Batch Number | GL Account Number | Amount |
|---|---|-----------|-------------|-----------------------|-------------------------|----------------|--------------|-------------------|----------|
| | | | | | | | | Vendor Total: | 99.36 |
| 07290 | Barker, Mari Jo | | | | | | | | |
| BeMoved Classes | | 225818 | 101 | 081.08.2023 | 20-220-304-52-5280-5505 | | | | 264.00 |
| BeMoved 08/08/23-08/29/23 | | 226220 | 102 | 091.09.2023 | 20-220-304-52-5280-5505 | | | | 264.00 |
| | | | | | | | | Vendor Total: | 528.00 |
| 07295 | Fennessy, James | | | | | | | | |
| Reimbursement for Memory Patch | | 225928 | 071123 | 082.08.2023 | 20-221-223-53-5302-0000 | | | | 116.75 |
| | | | | | | | | Vendor Total: | 116.75 |
| 07298 | The Tempel Lipizzans | | | | | | | | |
| Tickets for 08/09/23 Performance | | 225800 | 071823 | 074.07.2023 | 20-220-304-52-5280-5522 | | | | 1,890.00 |
| | | | | | | | | Vendor Total: | 1,890.00 |
| 07300 | Lombard Junior Football League Inc. | | | | | | | | |
| Wheaton Rams Lilac Bowl Registration | | 225778 | 2023-01 | 074.07.2023 | 20-221-222-52-5210-0000 | | | | 595.00 |
| | | | | | | | | Vendor Total: | 595.00 |
| 07301 | United States Youth Soccer Association Inc | | | | | | | | |
| 2006/2007/2008 Academy Girls USYS Midwest | | 225804 | 071723 | 074.07.2023 | 20-220-204-52-5280-4457 | | | | 2,175.00 |
| | | | | | | | | Vendor Total: | 2,175.00 |
| 07302 | Central Building & Preservation LP | | | | | | | | |
| Bid Bond Refund | | 225675 | 071423 | 073.07.2023 | 20-000-000-25-2549-0000 | | | | 3,370.00 |
| | | | | | | | | Vendor Total: | 3,370.00 |
| 07303 | Fahrman, Alayne M. | | | | | | | | |
| Womens Self Defense Class | | 225687 | 100 | 073.07.2023 | 20-220-203-52-5280-3315 | | | | 475.20 |
| 2nd Session Summer 2023 Self Defense | | 226231 | 100-1 | 091.09.2023 | 20-220-203-52-5280-3315 | | | | 369.60 |
| | | | | | | | | Vendor Total: | 844.80 |
| 07305 | Cuautle, Eric | | | | | | | | |
| 2023 United Soccer Payment | | 225754 | 071923 | 074.07.2023 | 20-220-204-52-5280-4457 | | | | 900.00 |
| Wheaton United Payment | | 226160 | Pymt# 1 | 085.08.2023 | 20-220-204-52-5280-4457 | | | | 2,000.00 |
| | | | | | | | | Vendor Total: | 2,900.00 |
| 07308 | Weisheit, Jason | | | | | | | | |
| United Soccer Payment | | 225898 | 072523 | 081.08.2023 | 20-220-204-52-5280-4457 | | | | 750.00 |
| | | | | | | | | Vendor Total: | 750.00 |
| 07309 | Team Illinois Lacrosse LLC | | | | | | | | |
| July Summer Camp 2nd Session | | 225966 | WPDJULYCAMP | 082.08.2023 | 20-220-204-52-5280-4407 | | | | 1,001.00 |
| | | | | | | | | Vendor Total: | 1,001.00 |
| 07313 | Fitzgerald Lighting and Maintenance Co. Inc | | | | | | | | |
| CAC Lighting | | 225929 | 36987 | 082.08.2023 | 20-101-225-52-5210-0000 | | | | 1,707.00 |
| | | | | | | | | Vendor Total: | 1,707.00 |
| 07318 | Aagaard, Gregory Scott | | | | | | | | |
| Wheaton United Payment | | 226128 | Pymt# 1 | 085.08.2023 | 20-220-204-52-5280-4457 | | | | 300.00 |
| | | | | | | | | Vendor Total: | 300.00 |
| 07319 | Chicago Trivia Guys LLC | | | | | | | | |
| Rams Football Trivia Night | | 225999 | 790L | 083.08.2023 | 20-221-222-52-5291-0000 | | | | 500.00 |

Fund Description
Vendor No Vendor Name

| Line Item Description | Check No | Invoice Number | Batch Number | GL Account Number | Amount |
|--|----------|----------------|--------------|-------------------------|------------|
| Vendor Total: | | | | | 500.00 |
| 07320 Grotts, Thomas Joseph | | | | | |
| Wheaton United Payment | 226178 | Pymt# 1 | 085.08.2023 | 20-220-204-52-5280-4457 | 1,000.00 |
| Vendor Total: | | | | | 1,000.00 |
| 07321 Cali, Joseph R | | | | | |
| Wheaton United Payment | 226142 | Pymt# 1 | 085.08.2023 | 20-220-204-52-5280-4457 | 1,000.00 |
| Vendor Total: | | | | | 1,000.00 |
| 07322 A&A Games LTD | | | | | |
| Rams Tackle Jerseys | 226059 | 2492 | 084.08.2023 | 20-221-222-53-5302-0000 | 4,494.00 |
| Rams Tackle Coaches Polos | 226059 | 2501 | 084.08.2023 | 20-221-222-53-5301-0000 | 1,019.00 |
| Flag Football Coaches Polos | 226059 | 2575 | 084.08.2023 | 20-221-222-53-5301-0000 | 1,219.50 |
| Rams Polo Shirts for Coaches | 226127 | 2654 | 085.08.2023 | 20-221-222-53-5302-0000 | 3,684.00 |
| Vendor Total: | | | | | 10,416.50 |
| 07323 Palatine Celtic Soccer Club | | | | | |
| 2016 Girls Academy Palatine Celtic Cup Registr | 226035 | 8729015 | 083.08.2023 | 20-220-204-52-5280-4457 | 595.00 |
| Vendor Total: | | | | | 595.00 |
| 07324 Design Installation System Inc. | | | | | |
| Bid Bond Refund Rice Filter Building | 226079 | 081523 | 084.08.2023 | 20-000-000-25-2549-0000 | 6,420.00 |
| Vendor Total: | | | | | 6,420.00 |
| 07325 Iovane, Aiden Anthony | | | | | |
| Wheaton United Payment | 226242 | Pymt# 1 | 091.09.2023 | 20-220-204-52-5280-4457 | 500.00 |
| Vendor Total: | | | | | 500.00 |
| 07326 Livingston, Robert | | | | | |
| Wheaton United Payment | 226250 | Pymt# 1 | 091.09.2023 | 20-220-204-52-5280-4457 | 500.00 |
| Vendor Total: | | | | | 500.00 |
| 07327 Ingarra, Peter | | | | | |
| Wheaton United Payment | 226241 | Pymt# 1 | 091.09.2023 | 20-220-204-52-5280-4457 | 250.00 |
| Vendor Total: | | | | | 250.00 |
| 07329 Selvaggio, Maria | | | | | |
| Wheaton United Payment | 226278 | Pymt# 1 | 091.09.2023 | 20-220-204-52-5280-4457 | 1,250.00 |
| Vendor Total: | | | | | 1,250.00 |
| 07332 Callaway, Ava Keona | | | | | |
| Wheaton United Payment | 226224 | Pymt# 1 | 091.09.2023 | 20-220-204-52-5280-4457 | 250.00 |
| Vendor Total: | | | | | 250.00 |
| 07334 Wagner, Daniel | | | | | |
| Wheaton United Payment | 226293 | Pymt# 1 | 091.09.2023 | 20-220-204-52-5280-4457 | 750.00 |
| Vendor Total: | | | | | 750.00 |
| 07338 Cuculich, Lee Ann | | | | | |
| Wheaton United Payment | 226226 | Pymt# 1 | 091.09.2023 | 20-220-204-52-5280-4457 | 250.00 |
| Vendor Total: | | | | | 250.00 |
| Fund Total: | | | | | 843,335.92 |

Fund Description
Vendor No Vendor Name

| Line Item Description | Check No | Invoice Number | Batch Number | GL Account Number | Amount |
|---|-----------------|----------------|-------------------------|-------------------|--------|
| 01034 WESTERN DUPAGE SPECIAL | | | | | |
| First Payment to WDSRA for Tax Levy Receipts 225808 | 071923 | 074.07.2023 | 21-000-000-57-5790-000C | 135,312.45 | |
| | | | Vendor Total: | 135,312.45 | |
| | | | Fund Total: | 135,312.45 | |
| 22 Cosley Zoo | | | | | |
| 00019 Alarm Detection Systems | | | | | |
| Cosley Welcome Center Alarm Monitoring May 225661 | 145040-1040 | 073.07.2023 | 22-501-000-52-5211-0000 | 189.00 | |
| Cosley Zoo Alarm Monitoring Aug thru Oct 225735 | 145040-1041 | 074.07.2023 | 22-501-000-52-5211-0000 | 189.00 | |
| Cosley Welcome Alarm Monitoring Aug thru Oc 225735 | 145040-1041 | 074.07.2023 | 22-501-000-52-5211-0000 | 189.00 | |
| Leversets and Installation 226214 | SI-598977 | 091.09.2023 | 22-501-000-53-5338-000C | 282.50 | |
| | | | Vendor Total: | 849.50 | |
| 00020 Albertsons | | | | | |
| JZ Overnight Supplies 225910 | 433853 | 082.08.2023 | 22-220-206-53-5301-6664 | 88.46 | |
| JZ Overnight Supplies 225910 | 433853 | 082.08.2023 | 22-220-206-53-5301-6664 | 5.38 | |
| Popsicles for Staff 225910 | 433853 | 082.08.2023 | 22-501-000-53-5302-000C | 25.98 | |
| JZ Overnight Supplies 225910 | 663936 | 082.08.2023 | 22-220-206-53-5301-6664 | -5.38 | |
| | | | Vendor Total: | 114.44 | |
| 00046 Animal Medical Clinic | | | | | |
| Veterinarian Services 225663 | 195869 | 073.07.2023 | 22-501-000-54-5424-000C | 406.92 | |
| Veterinarian Services 225663 | 197183 | 073.07.2023 | 22-501-000-54-5424-000C | 57.80 | |
| | | | Vendor Total: | 464.72 | |
| 00057 Armbrust Plumbing & Air Conditioning Inc. | | | | | |
| Repair Raptor Pond 225989 | 59517956 | 083.08.2023 | 22-501-000-52-5210-000C | 1,309.49 | |
| | | | Vendor Total: | 1,309.49 | |
| 00068 AT&T Mobility | | | | | |
| 234-9679 Cosley Tablet 9 061823-071723 225817 | 877051597_0723 | 081.08.2023 | 22-501-000-52-5265-000C | 31.06 | |
| 234-0136 Cosley Tablet 16 061823-071723 225817 | 877051597_0723 | 081.08.2023 | 22-501-000-52-5265-000C | 31.06 | |
| 779-8546 Cosley Tablet 17 061823-071723 225817 | 877051597_0723 | 081.08.2023 | 22-501-000-52-5265-000C | 31.07 | |
| 234-0136 Cosley Tablet 16 071823-081723 226219 | 877051597_0823 | 091.09.2023 | 22-501-000-52-5265-000C | 31.06 | |
| 779-8546 Cosley Tablet 17 071823-081723 226219 | 877051597_0823 | 091.09.2023 | 22-501-000-52-5265-000C | 31.07 | |
| 234-9679 Cosley Tablet 9 071823-081723 226219 | 877051597_0823 | 091.09.2023 | 22-501-000-52-5265-000C | 31.06 | |
| | | | Vendor Total: | 186.38 | |
| 00192 City of Wheaton | | | | | |
| Cosley Welcome Center 070123-093023 225596 | WH6204_0923 | 072.07.2023 | 22-501-000-52-5211-0000 | 255.00 | |
| Cosley Zoo White Barn 070123-093023 225596 | WH6323_0923 | 072.07.2023 | 22-501-000-52-5211-0000 | 255.00 | |
| Cosley Zoo Kiebler Barn 070123-093023 225596 | WH6678_0923 | 072.07.2023 | 22-501-000-52-5211-0000 | 255.00 | |
| Cosley Zoo/Chicken House 070123-093023 225596 | WH6936_0923 | 072.07.2023 | 22-501-000-52-5211-0000 | 255.00 | |
| Cosley Zoo Bobcat Exhibit 070123-093023 225596 | WH6945_0923 | 072.07.2023 | 22-501-000-52-5211-0000 | 255.00 | |
| | | | Vendor Total: | 1,275.00 | |
| 00193 City of Wheaton | | | | | |
| Cosley Welcome Center 060523-070623 225749 | 0067810100_0723 | 074.07.2023 | 22-501-000-52-5264-000C | 50.28 | |
| Cosley Welcome Center 070623-080723 226151 | 0067810100_0823 | 085.08.2023 | 22-501-000-52-5264-000C | 43.08 | |
| Cosley Zoo 060523-070623 225749 | 0310000100_0723 | 074.07.2023 | 22-501-000-52-5264-000C | 127.85 | |
| Cosley Zoo 070623-080723 226151 | 0310000100_0823 | 085.08.2023 | 22-501-000-52-5264-000C | 120.65 | |
| Cosley Zoo 060523-070623 225749 | 0310000200_0723 | 074.07.2023 | 22-501-000-52-5264-000C | 775.85 | |
| Cosley Zoo 070623-080723 226151 | 0310000200_0823 | 085.08.2023 | 22-501-000-52-5264-000C | 595.85 | |
| Cosley Bobcat 060523-070623 225749 | 0310000300_0723 | 074.07.2023 | 22-501-000-52-5264-000C | 597.48 | |
| Cosley Bobcat 070623-080723 226151 | 0310000300_0823 | 085.08.2023 | 22-501-000-52-5264-000C | 57.48 | |

| Fund | Description | | | | | |
|---|----------------------------------|------------------|--------------|-------------------------|----------|--|
| Vendor No | Vendor Name | | | | | |
| Line Item Description | Check No | Invoice Number | Batch Number | GL Account Number | Amount | |
| | | | | | | |
| Vendor Total: | | | | | 2,368.52 | |
| 00240 | Duchaj Bros. | | | | | |
| 150 Bales of Hay | 226165 | 081623 | 085.08.2023 | 22-501-000-53-5339-000C | 1,050.00 | |
| Vendor Total: | | | | | 1,050.00 | |
| 00409 | Communications Direct Inc | | | | | |
| Radio Batteries (Less Sales Tax) | 226154 | IN176816 | 085.08.2023 | 22-501-000-53-5315-000C | 174.00 | |
| Vendor Total: | | | | | 174.00 | |
| 00417 | Constellation NewEnergy Inc | | | | | |
| Cosley Welcome Center 061423-071423 | 225830 | 0793155067_0723 | 081.08.2023 | 22-501-000-52-5260-000C | 175.51 | |
| Cosley Welcome Center 071423-081423 | 226156 | 0793155067_0823 | 085.08.2023 | 22-501-000-52-5260-000C | 196.65 | |
| Cosley Zoo 061423-071423 | 225752 | 8519798002_0723 | 074.07.2023 | 22-501-000-52-5260-000C | 2,099.87 | |
| Cosley Zoo 071423-081423 | 226156 | 8519798002_0823 | 085.08.2023 | 22-501-000-52-5260-000C | 2,083.32 | |
| Vendor Total: | | | | | 4,555.35 | |
| 00437 | Reedy Equipment Services Inc. | | | | | |
| Ice Machine Rental | 226110 | 0482961 | 084.08.2023 | 22-501-000-52-5220-000C | 50.00 | |
| Vendor Total: | | | | | 50.00 | |
| 00550 | Legrand, Laura | | | | | |
| Mileage Reimbursement for July 2023 | 226097 | 073123 | 084.08.2023 | 22-501-000-54-5422-000C | 20.96 | |
| Vendor Total: | | | | | 20.96 | |
| 00680 | Northern Illinois Gas Company | | | | | |
| Cosley Zoo 061923-071923 | 225864 | 3015221000_0723 | 081.08.2023 | 22-501-000-52-5261-000C | 48.37 | |
| Cosley Zoo 071923-081723 | 226190 | 3015221000_0823 | 085.08.2023 | 22-501-000-52-5261-000C | 46.45 | |
| Cosley Welcome Center 061923-071923 | 225864 | 3615221000_0723 | 081.08.2023 | 22-501-000-52-5261-000C | 26.60 | |
| Cosley Welcome Center 071923-081723 | 226190 | 3615221000_0823 | 085.08.2023 | 22-501-000-52-5261-000C | 26.62 | |
| Cosley Zoo 061923-071923 | 225864 | 5450490000_0723 | 081.08.2023 | 22-501-000-52-5261-000C | 58.13 | |
| Cosley Zoo 071923-081723 | 226259 | 5450490000_0823 | 091.09.2023 | 22-501-000-52-5261-000C | 58.88 | |
| Vendor Total: | | | | | 265.05 | |
| 00738 | CTM Group Inc. | | | | | |
| Reimbursement of 75% of Souvenir Penny Sales 226077 | | JUL23PENJE31-12 | 084.08.2023 | 22-501-000-54-5433-000C | 120.75 | |
| Reimbursement of 75% of Souvenir Penny Sales 225684 | | JUN23PENJE30-12 | 073.07.2023 | 22-501-000-54-5433-000C | 121.50 | |
| Vendor Total: | | | | | 242.25 | |
| 01023 | Waste Management of Illinois Inc | | | | | |
| Cosley Zoo 070123-073123 | 225652 | 12272113008_0723 | 072.07.2023 | 22-501-000-52-5263-000C | 779.23 | |
| Cosley Zoo 080123-083123 | 225975 | 12272113008_0823 | 082.08.2023 | 22-501-000-52-5263-000C | 810.40 | |
| Vendor Total: | | | | | 1,589.63 | |
| 01042 | WHEATON MEAT CO INC | | | | | |
| Bones | 225726 | 18158 | 073.07.2023 | 22-501-000-53-5339-000C | 192.82 | |
| Vendor Total: | | | | | 192.82 | |
| 01043 | Wheaton Sanitary District | | | | | |
| Cosley Zoo 050423-060523 | 225654 | 026475000_0623 | 072.07.2023 | 22-501-000-52-5264-000C | 62.01 | |
| Cosley Zoo 060523-070623 | 225976 | 026475000_0723 | 082.08.2023 | 22-501-000-52-5264-000C | 53.84 | |
| Cosley Zoo 070623-080723 | 226296 | 026475000_0823 | 091.09.2023 | 22-501-000-52-5264-000C | 49.76 | |
| Cosley Zoo 050423-060523 | 225654 | 026477000_0623 | 072.07.2023 | 22-501-000-52-5264-000C | 405.10 | |
| Cosley Zoo 060523-070623 | 225976 | 026477000_0723 | 082.08.2023 | 22-501-000-52-5264-000C | 421.44 | |
| Cosley Zoo 070623-080723 | 226296 | 026477000_0823 | 091.09.2023 | 22-501-000-52-5264-000C | 319.33 | |
| Cosley Welcome Ctr 050423-060523 | 225654 | 027965000_0623 | 072.07.2023 | 22-501-000-52-5264-000C | 17.08 | |

Fund **Description**
Vendor No **Vendor Name**

| Line Item Description | Check No | Invoice Number | Batch Number | GL Account Number | Amount |
|---|----------|-------------------|--------------|-------------------------|----------|
| Cosley Welcome Ctr 060523-070623 | 225976 | 027965000_0723 | 082.08.2023 | 22-501-000-52-5264-0000 | 25.25 |
| Cosley Welcome Ctr 070623-080723 | 226296 | 027965000_0823 | 091.09.2023 | 22-501-000-52-5264-0000 | 21.17 |
| Bobcat Exhibit 050423-060523 | 225654 | 049516000_0623 | 072.07.2023 | 22-501-000-52-5264-0000 | 478.62 |
| Bobcat Exhibit 060523-070623 | 225976 | 049516000_0723 | 082.08.2023 | 22-501-000-52-5264-0000 | 335.66 |
| Bobcat Exhibit 070623-080723 | 226296 | 049516000_0823 | 091.09.2023 | 22-501-000-52-5264-0000 | 29.34 |
| Vendor Total: | | | | | 2,218.60 |
| 01082 Young's Grain Farms | | | | | |
| 173 Bales of Straw | 225730 | 594581 | 073.07.2023 | 22-501-000-53-5336-0000 | 735.25 |
| 173 Bales of Straw | 225980 | 594582 | 082.08.2023 | 22-501-000-53-5336-0000 | 735.25 |
| 172 Bales of Straw | 226210 | 594584 | 085.08.2023 | 22-501-000-53-5336-0000 | 731.00 |
| Vendor Total: | | | | | 2,201.50 |
| 02265 Parts Town | | | | | |
| Cosley Refrigerator | 225706 | 33145981 | 073.07.2023 | 22-501-000-54-5441-0000 | 38.95 |
| Vendor Total: | | | | | 38.95 |
| 03754 Comcast Cable | | | | | |
| Cosley Zoo 071123-081023 | 225679 | 87712047625845_08 | 073.07.2023 | 22-501-000-52-5262-0000 | 116.85 |
| Cosley Zoo 081123-091023 | 226002 | 87712047625845_09 | 083.08.2023 | 22-501-000-52-5262-0000 | 116.85 |
| Vendor Total: | | | | | 233.70 |
| 04267 Martin Whalen Group Inc | | | | | |
| Cosley Zoo 072823-082723 | 225779 | MW81955_0823 | 074.07.2023 | 22-501-000-52-5211-0000 | 15.27 |
| Cosley Zoo 082823-092723 | 226253 | MW81955_0923 | 091.09.2023 | 22-501-000-52-5211-0000 | 15.27 |
| Vendor Total: | | | | | 30.54 |
| 04296 Culligan DuPage Soft Water Service Inc | | | | | |
| Water Cooler Rental July 2023 | 225605 | 261974_0723R | 072.07.2023 | 22-501-000-52-5220-0000 | 6.00 |
| Drinking Water July 2023 | 225924 | 261974_0723W | 082.08.2023 | 22-501-000-53-5302-0000 | 91.36 |
| Water Cooler Rental August 2023 | 225924 | 261974_0823R | 082.08.2023 | 22-501-000-52-5220-0000 | 6.00 |
| Vendor Total: | | | | | 103.36 |
| 04386 Safety Supply Illinois LLC | | | | | |
| Respirator and Cartridges | 225961 | 1902782230 | 082.08.2023 | 22-501-000-53-5303-0000 | 92.94 |
| Vendor Total: | | | | | 92.94 |
| 05050 Wheaton Mulch Inc. | | | | | |
| Limstone for Deer Yard | 225809 | 23-3277 | 074.07.2023 | 22-501-000-53-5349-0000 | 41.00 |
| Vendor Total: | | | | | 41.00 |
| 05352 Karnstedt, Jackie | | | | | |
| Mileage Reimbursement for June 2023 | 225697 | 063023 | 073.07.2023 | 22-220-206-53-5301-6651 | 62.88 |
| Mileage Reimbursement for Zoo to You Program | 226022 | 072623 | 083.08.2023 | 22-220-206-53-5301-6651 | 45.85 |
| Vendor Total: | | | | | 108.73 |
| 05667 Christensen, Ginny | | | | | |
| Mileage Reimbursement for June 2023 | 225677 | 063023 | 073.07.2023 | 22-501-000-54-5422-0000 | 20.96 |
| Mileage Reimbursement for July 2023 | 226000 | 073123 | 083.08.2023 | 22-501-000-54-5422-0000 | 20.96 |
| Vendor Total: | | | | | 41.92 |
| 06228 Voyant Communications | | | | | |
| Cosley 070123-073123 | 225649 | 0030832230701 | 072.07.2023 | 22-501-000-52-5262-0000 | 257.72 |
| Cosley 08/01/23-08/31/23 | 225973 | 0030832230801 | 082.08.2023 | 22-501-000-52-5262-0000 | 257.73 |
| Cosley 090123-093023 | 226292 | 0030832230901 | 091.09.2023 | 22-501-000-52-5262-0000 | 257.60 |

Fund **Description**
Vendor No **Vendor Name**

| Line Item Description | Check No | Invoice Number | Batch Number | GL Account Number | Amount |
|---|----------|-----------------|--------------|-------------------------|----------|
| Vendor Total: | | | | | 773.05 |
| 06250 LRS Holdings LLC | | | | | |
| Cosley Zoo 080123-083123 | 225856 | 47783.2 CZ_0823 | 081.08.2023 | 22-501-000-52-5263-0000 | 149.50 |
| Cosley Zoo 090123-093023 | 226251 | 47783.2 CZ_0923 | 091.09.2023 | 22-501-000-52-5263-0000 | 149.50 |
| Vendor Total: | | | | | 299.00 |
| 06308 Westlake Hardware Inc | | | | | |
| Cosley Curb | 225899 | 12509765 | 081.08.2023 | 22-501-000-53-5338-0000 | 28.98 |
| Vendor Total: | | | | | 28.98 |
| 06539 Runco Office Supply & Equipment Co | | | | | |
| Office Supplies | 225960 | 910869-0 | 082.08.2023 | 22-501-000-53-5302-0000 | 105.37 |
| Office Supplies | 226275 | 916174-0 | 091.09.2023 | 22-501-000-53-5302-0000 | 82.34 |
| Vendor Total: | | | | | 187.71 |
| 06542 Peerless Network Inc | | | | | |
| Cosley 061523-071423 | 225868 | 66174_0723 | 081.08.2023 | 22-501-000-52-5262-0000 | 54.59 |
| Cosley 071523-081423 | 225868 | 66174_0823 | 081.08.2023 | 22-501-000-52-5262-0000 | 54.59 |
| Cosley 081523-091423 | 226038 | 66174_0923 | 083.08.2023 | 22-501-000-52-5262-0000 | 54.59 |
| Vendor Total: | | | | | 163.77 |
| 06674 Lingo Communications LLC | | | | | |
| Cosley 070423-080323 | 225622 | 33457569 | 072.07.2023 | 22-501-000-52-5262-0000 | 115.40 |
| Cosley 080423-090323 | 226025 | 33504695 | 083.08.2023 | 22-501-000-52-5262-0000 | 115.40 |
| Vendor Total: | | | | | 230.80 |
| 06802 Glen Ellyn Animal Hospital | | | | | |
| Raccoon CBC | 225766 | 744795 | 074.07.2023 | 22-501-000-54-5424-0000 | 99.00 |
| Vendor Total: | | | | | 99.00 |
| 06902 Grayslake Feed Sales, Inc. | | | | | |
| Bagged Feed | 225693 | 117472 | 073.07.2023 | 22-501-000-53-5339-0000 | 742.94 |
| Animal Bedding | 225693 | 117472 | 073.07.2023 | 22-501-000-53-5336-0000 | 256.85 |
| Bedding | 225843 | 119904 | 081.08.2023 | 22-501-000-53-5336-0000 | 207.40 |
| Bagged Feed | 225843 | 119904 | 081.08.2023 | 22-501-000-53-5339-0000 | 608.60 |
| Bagged Feed | 226015 | 122486 | 083.08.2023 | 22-501-000-53-5339-0000 | 283.55 |
| Bagged Feed | 226177 | 124334 | 085.08.2023 | 22-501-000-53-5339-0000 | 35.18 |
| Animal Bedding | 226177 | 124728 | 085.08.2023 | 22-501-000-53-5336-0000 | 166.95 |
| Bagged Feed | 226177 | 124728 | 085.08.2023 | 22-501-000-53-5339-0000 | 819.23 |
| Vendor Total: | | | | | 3,120.70 |
| 06905 Lewis, Trisha | | | | | |
| Eye Exam | 225944 | 14941 | 082.08.2023 | 22-501-000-54-5424-0000 | 356.00 |
| Vendor Total: | | | | | 356.00 |
| 06974 Jaudes, Daniel | | | | | |
| Trim Equine Hooves | 225773 | 071823 | 074.07.2023 | 22-501-000-52-5210-0000 | 135.00 |
| Vendor Total: | | | | | 135.00 |
| 07186 Zollinger, DVM, Tawnia J | | | | | |
| Monthly Stipend - Jun-Aug 2023 | 226211 | 1-2022-1 | 085.08.2023 | 22-501-000-52-5210-0000 | 1,200.00 |
| Chicken Exam | 226211 | 1-2022-1 | 085.08.2023 | 22-501-000-54-5424-0000 | 500.00 |
| Vendor Total: | | | | | 1,700.00 |
| 07307 Toyland Miniature Horses Inc | | | | | |

| Fund | Description | Vendor No | Vendor Name | Check No | Invoice Number | Batch Number | GL Account Number | Amount |
|-----------|--|-----------|-------------|----------|----------------|--------------|-------------------------|-----------|
| Line Item | Description | | | | | | | |
| | Replacement Pony | | | 225889 | 072023 | 081.08.2023 | 22-501-000-53-5325-000C | 1,800.00 |
| | | | | | | | Vendor Total: | 1,800.00 |
| 07337 | Neutron Industries | | | | | | | |
| | Enzyme Eater | | | 226258 | 903029902 | 091.09.2023 | 22-501-000-53-5316-000C | 209.46 |
| | | | | | | | Vendor Total: | 209.46 |
| | | | | | | | Fund Total: | 28,922.82 |
| 23 | Liability | | | | | | | |
| 00414 | Conney Safety Products | | | | | | | |
| | Supplies | | | 225598 | 06185965 | 072.07.2023 | 23-000-000-53-5302-000C | 54.48 |
| | Medicidin D Tablets | | | 225829 | 06192763 | 081.08.2023 | 23-000-000-53-5302-000C | 111.28 |
| | | | | | | | Vendor Total: | 165.76 |
| 00725 | Park District Risk Mgmt Agency | | | | | | | |
| | Property Insurance for June 2023 | | | 225705 | 0623023 | 073.07.2023 | 23-000-000-52-5270-000C | 12,626.20 |
| | Public Liability Insurance for June 2023 | | | 225705 | 0623023 | 073.07.2023 | 23-000-000-52-5271-000C | 6,110.21 |
| | Worker's Comp Insurance for June 2023 | | | 225705 | 0623023 | 073.07.2023 | 23-000-000-52-5273-000C | 17,140.69 |
| | Employment Practices Insurance for June 2023 | | | 225705 | 0623023 | 073.07.2023 | 23-000-000-52-5276-000C | 2,146.17 |
| | Pollution Liability Payment for June 2023 | | | 225705 | 0623023 | 073.07.2023 | 23-000-000-52-5277-000C | 370.40 |
| | Property Insurance for July 2023 | | | 226036 | 0723023 | 083.08.2023 | 23-000-000-52-5270-000C | 12,626.20 |
| | Public Liability Insurance for July 2023 | | | 226036 | 0723023 | 083.08.2023 | 23-000-000-52-5271-000C | 6,110.21 |
| | Worker's Comp Insurance for July 2023 | | | 226036 | 0723023 | 083.08.2023 | 23-000-000-52-5273-000C | 17,140.69 |
| | Employment Practice Insurance for July 2023 | | | 226036 | 0723023 | 083.08.2023 | 23-000-000-52-5276-000C | 2,146.17 |
| | Pollution Insurance for July 2023 | | | 226036 | 0723023 | 083.08.2023 | 23-000-000-52-5277-000C | 370.40 |
| | | | | | | | Vendor Total: | 76,787.34 |
| 06895 | Protect My Ministry, LLC | | | | | | | |
| | Background Check | | | 225954 | 1079413 | 082.08.2023 | 23-418-000-52-5208-000C | 30.00 |
| | | | | | | | Vendor Total: | 30.00 |
| 06940 | Advocate Health and Hospitals Corporation | | | | | | | |
| | Back Evaluations | | | 225811 | 846386 | 081.08.2023 | 23-418-000-52-5208-000C | 594.00 |
| | | | | | | | Vendor Total: | 594.00 |
| | | | | | | | Fund Total: | 77,577.10 |
| 24 | Audit | | | | | | | |
| 03756 | Selden Fox Ltd. | | | | | | | |
| | Audit Services for 2022 | | | 225791 | 227823 | 074.07.2023 | 24-000-000-52-5203-000C | 21,000.00 |
| | | | | | | | Vendor Total: | 21,000.00 |
| | | | | | | | Fund Total: | 21,000.00 |
| 40 | Capital Projects | | | | | | | |
| 00021 | Alexander Equipment Co. Inc. | | | | | | | |
| | Chainsaws | | | 225985 | 200348 | 083.08.2023 | 40-800-822-53-5301-000C | 105.70 |
| | | | | | | | Vendor Total: | 105.70 |
| 00025 | Allen Lock & Key | | | | | | | |
| | Hurley Deadbolt Renovations | | | 226131 | 2516 | 085.08.2023 | 40-800-819-57-5701-000C | 25.00 |
| | | | | | | | Vendor Total: | 25.00 |
| 00275 | Faulks Bros. Construction Inc. | | | | | | | |
| | Northside West Diamond Topdressing | | | 226168 | 391191 | 085.08.2023 | 40-800-826-53-5393-000C | 4,094.42 |

Fund **Description**
Vendor No **Vendor Name**

| Line Item Description | Check No | Invoice Number | Batch Number | GL Account Number | Amount |
|--|----------|----------------|--------------|-------------------------|------------|
| Northside West Diamond Topdressing | 226168 | 391192 | 085.08.2023 | 40-800-826-53-5393-000C | 4,261.14 |
| Vendor Total: | | | | | 8,355.56 |
| 00335 W W Grainger Inc | | | | | |
| Concrete Repair Compound | 225894 | 9761891580 | 081.08.2023 | 40-101-000-53-5302-000C | 333.24 |
| CC Renovation Zone | 225974 | 9772479276 | 082.08.2023 | 40-800-846-57-5701-000C | 77.36 |
| CC Renovation Zone | 225974 | 9783474795 | 082.08.2023 | 40-800-846-57-5701-000C | 228.80 |
| Vendor Total: | | | | | 639.40 |
| 00415 The Conservation Foundation | | | | | |
| Gary Easment Monthly Lease - August 2023 | 225887 | 13145 | 081.08.2023 | 40-000-000-57-5701-000C | 295.00 |
| Gary Easment September 2023 | 226283 | 13163 | 091.09.2023 | 40-000-000-57-5701-000C | 295.00 |
| Vendor Total: | | | | | 590.00 |
| 00615 MENARDS WEST CHICAGO | | | | | |
| Graf Press Box | 225700 | 76828 | 073.07.2023 | 40-800-815-53-5393-000C | 59.27 |
| Graf Press Box | 225781 | 77624 | 074.07.2023 | 40-800-815-53-5393-000C | 60.98 |
| Batting Cages Turf | 225946 | 78091 | 082.08.2023 | 40-800-805-53-5393-000C | 199.88 |
| Graf Press Box | 225946 | 78805 | 082.08.2023 | 40-800-815-53-5393-000C | 72.86 |
| Hoffman Playground | 226099 | 79103 | 084.08.2023 | 40-800-818-57-5701-000C | 149.95 |
| Hoffman Renovations Supplies | 226254 | 80012 | 091.09.2023 | 40-800-818-57-5701-000C | 691.18 |
| Vendor Total: | | | | | 1,234.12 |
| 00617 MENARDS GLENDALE HEIGHTS | | | | | |
| Graf Press Box | 225780 | 15646 | 074.07.2023 | 40-800-815-53-5393-000C | 673.23 |
| Vendor Total: | | | | | 673.23 |
| 00655 NAPCO STEEL INC. | | | | | |
| Hurley Garden Pump House | 226101 | 468169 | 084.08.2023 | 40-800-819-57-5701-000C | 149.80 |
| Vendor Total: | | | | | 149.80 |
| 00717 Paddock Publications Inc., The Daily Herald | | | | | |
| Bid Notices | 225631 | 254331 | 072.07.2023 | 40-000-000-54-5428-000C | 271.40 |
| Bid Notice CC Interior and Equipment | 225950 | 257485 | 082.08.2023 | 40-000-000-54-5428-000C | 236.90 |
| Bid Notices | 226104 | 259887 | 084.08.2023 | 40-000-000-54-5428-000C | 409.40 |
| Bid Notice Gas Fuel Bid | 226262 | 260261 | 091.09.2023 | 40-000-000-54-5428-000C | 96.60 |
| Vendor Total: | | | | | 1,014.30 |
| 00799 CCS Contractor Equipment & Supply Inc. | | | | | |
| Hoffman Playground | 226072 | 513915 | 084.08.2023 | 40-800-818-57-5701-000C | 256.74 |
| Vendor Total: | | | | | 256.74 |
| 01086 Zenon Company | | | | | |
| Memorial Benches | 225982 | 7210 | 082.08.2023 | 40-101-000-53-5338-000C | 8,368.00 |
| Vendor Total: | | | | | 8,368.00 |
| 02798 Williams Architects | | | | | |
| Phase II CC Interiors WDSRA | 225977 | 0021814 | 082.08.2023 | 40-000-000-12-1224-000C | 11,213.44 |
| Phase II CC Interiors | 225977 | 0021814 | 082.08.2023 | 40-800-846-57-5701-000C | 51,083.47 |
| Phase II CC Interiors | 225977 | 0021836 | 082.08.2023 | 40-800-846-57-5701-000C | 90,437.23 |
| Phase II CC Interiors WDSRA | 225977 | 0021836 | 082.08.2023 | 40-000-000-12-1224-000C | 19,852.08 |
| Vendor Total: | | | | | 172,586.22 |
| 03125 Engineering Resource Associates Inc. | | | | | |
| Briar Patch Engineering | 225837 | W2303300.05 | 081.08.2023 | 40-800-806-57-5701-000C | 9,399.00 |
| Play for All Playground Area | 226009 | W2308100.03 | 083.08.2023 | 40-000-188-57-5701-000C | 1,915.30 |

Fund **Description**
Vendor No **Vendor Name**

| Line Item Description | Check No | Invoice Number | Batch Number | GL Account Number | Amount |
|---|----------|----------------|--------------|-------------------------|-----------|
| Play for All Services through 07/31/23 | 226229 | W2308100.04 | 091.09.2023 | 40-000-188-57-5701-000C | 784.14 |
| | | | | Vendor Total: | 12,098.44 |
| 03208 Core & Main LP | | | | | |
| Manhole Lifting Rings | 225923 | T209467 | 082.08.2023 | 40-101-000-53-5302-000C | 161.00 |
| Stock | 226158 | T296433 | 085.08.2023 | 40-800-819-57-5701-000C | 500.00 |
| | | | | Vendor Total: | 661.00 |
| 03209 Sunbelt Rentals Inc. | | | | | |
| Hoffman Renovations | 226201 | 142761966-001 | 085.08.2023 | 40-800-818-57-5701-000C | 762.77 |
| | | | | Vendor Total: | 762.77 |
| 03943 Johnstone Supply | | | | | |
| HVAC Split System | 225941 | 5040649 | 082.08.2023 | 40-800-852-53-5393-000C | 662.50 |
| | | | | Vendor Total: | 662.50 |
| 03978 Illinois Roof Consulting Associates Inc | | | | | |
| Rathje Roof Project | 225615 | 26289 | 072.07.2023 | 40-800-828-57-5701-000C | 480.00 |
| | | | | Vendor Total: | 480.00 |
| 04036 Bronze Memorial Company | | | | | |
| Memorial Plaques | 225745 | 708484 | 074.07.2023 | 40-101-000-53-5338-000C | 557.00 |
| Memorial Plaques | 226222 | 708626 | 091.09.2023 | 40-101-000-53-5338-000C | 814.16 |
| Memorial Plaques | 226222 | 708627 | 091.09.2023 | 40-101-000-53-5338-000C | 381.82 |
| | | | | Vendor Total: | 1,752.98 |
| 04899 Webster McGrath & Ahlberg LTD. | | | | | |
| Lincoln Marsh Path Conversion | 225806 | 32847 | 074.07.2023 | 40-800-822-57-5701-000C | 2,927.81 |
| | | | | Vendor Total: | 2,927.81 |
| 05162 Hines Building Supply - US LBM LLC | | | | | |
| Graf Press Box | 225613 | 5155302 | 072.07.2023 | 40-800-815-53-5393-000C | 38.14 |
| Graf Press Box | 225613 | 5155416 | 072.07.2023 | 40-800-815-53-5393-000C | 32.04 |
| Hoffman Playground Installation | 226238 | 8049280 | 091.09.2023 | 40-800-818-57-5701-000C | 650.70 |
| | | | | Vendor Total: | 720.88 |
| 05284 Wight & Company | | | | | |
| CC Parking Lot Engineering | 226297 | 220282-003 | 091.09.2023 | 40-800-846-57-5701-000C | 15,000.00 |
| CC Parking Lot Engineering | 225727 | 220282-007 | 073.07.2023 | 40-800-846-57-5701-000C | 2,041.20 |
| CC Parking Lot Engineering | 226125 | 220282-008 | 084.08.2023 | 40-800-846-57-5701-000C | 17,000.00 |
| | | | | Vendor Total: | 34,041.20 |
| 05319 Rotary Club of Central DuPage AM | | | | | |
| Rotary Club Dues | 225959 | 0869 | 082.08.2023 | 40-000-000-54-5425-000C | 154.00 |
| | | | | Vendor Total: | 154.00 |
| 05733 Steiner Electric Company | | | | | |
| Zone Electrical | 225715 | S007394955.001 | 073.07.2023 | 40-000-000-53-5306-000C | 40.38 |
| Zone Electrical | 225715 | S007397648.001 | 073.07.2023 | 40-000-000-53-5306-000C | 91.76 |
| Zone Electrical | 225964 | S007398324.001 | 082.08.2023 | 40-800-846-57-5701-000C | 216.64 |
| Hurley Garden Renovations | 226199 | S007422342.001 | 085.08.2023 | 40-800-819-57-5701-000C | 855.24 |
| | | | | Vendor Total: | 1,204.02 |
| 05747 Landscape Material & Firewood Sales Inc. | | | | | |
| Scottsdale Ball Fields Screening | 226024 | 35164 | 083.08.2023 | 40-800-845-53-5393-000C | 1,899.12 |
| Limestone for Memorial Benches | 226184 | 36417 | 085.08.2023 | 40-101-000-53-5338-000C | 76.00 |

Fund Description
Vendor No Vendor Name

| Line Item Description | Check No | Invoice Number | Batch Number | GL Account Number | Amount |
|---|----------|----------------|--------------|-------------------------|----------|
| Vendor Total: | | | | | 1,975.12 |
| 05748 G.A.G. Industries Inc. | | | | | |
| HVAC Filters CC | 225931 | INV348239 | 082.08.2023 | 40-101-000-53-5302-000C | 772.98 |
| Vendor Total: | | | | | 772.98 |
| 05912 Bedrock Earthscapes LLC | | | | | |
| Annual Native Area Contract | 225668 | 2296 | 073.07.2023 | 40-000-000-52-5210-000C | 4,060.00 |
| Annual Native Area Contract | 225993 | 2342 | 083.08.2023 | 40-000-000-52-5210-000C | 5,540.00 |
| Vendor Total: | | | | | 9,600.00 |
| 06029 Cage Engineering Inc. | | | | | |
| Hoffman Park Additional Services | 225823 | 7634 | 081.08.2023 | 40-800-818-53-5393-000C | 972.50 |
| Vendor Total: | | | | | 972.50 |
| 06048 Compass Minerals America Inc. | | | | | |
| Road Salt | 225920 | 1204082 | 082.08.2023 | 40-101-000-53-5302-000C | 1,721.49 |
| Vendor Total: | | | | | 1,721.49 |
| 06121 Zoro Tools Inc | | | | | |
| Hurley Garden Renovations | 226298 | INV12837847 | 091.09.2023 | 40-800-819-57-5701-000C | 65.40 |
| Vendor Total: | | | | | 65.40 |
| 06228 Voyant Communications | | | | | |
| Planning 070123-073123 | 225649 | 0030832230701 | 072.07.2023 | 40-101-000-52-5262-000C | 49.88 |
| Planning 08/01/23-08/31/23 | 225973 | 0030832230801 | 082.08.2023 | 40-101-000-52-5262-000C | 49.89 |
| Planning 090123-093023 | 226292 | 0030832230901 | 091.09.2023 | 40-101-000-52-5262-000C | 49.85 |
| Vendor Total: | | | | | 149.62 |
| 06308 Westlake Hardware Inc | | | | | |
| Graf Press Box | 225899 | 12509766 | 081.08.2023 | 40-800-815-53-5393-000C | 31.98 |
| Blacktop Repairs | 225899 | 12509796 | 081.08.2023 | 40-101-000-53-5302-000C | 33.98 |
| Graff Press Box | 226295 | 12509861 | 091.09.2023 | 40-800-815-53-5393-000C | 23.98 |
| Graf Press Box | 226295 | 12509870 | 091.09.2023 | 40-800-815-53-5393-000C | 8.09 |
| Graf Press Box | 226295 | 12509873 | 091.09.2023 | 40-800-815-53-5393-000C | 18.68 |
| Graff Press Box Sign | 226295 | 12509939 | 091.09.2023 | 40-800-815-53-5393-000C | 13.99 |
| Graf Press Box | 226295 | 12610347 | 091.09.2023 | 40-800-815-53-5393-000C | 18.99 |
| Graf Press Box | 226295 | 12610353 | 091.09.2023 | 40-800-815-53-5393-000C | 4.59 |
| Vendor Total: | | | | | 154.28 |
| 06578 Morrow, Brian | | | | | |
| Mileage Reimbursement 052523-053123 | 225625 | 053123 | 072.07.2023 | 40-000-000-54-5422-000C | 35.30 |
| Mileage Reimbursement for June 2023 | 225783 | 063023 | 074.07.2023 | 40-000-000-54-5422-000C | 25.74 |
| Mileage Reimbursement for July 2023 | 225948 | 073123 | 082.08.2023 | 40-000-000-54-5422-000C | 9.69 |
| Vendor Total: | | | | | 70.73 |
| 06605 BHFX LLC | | | | | |
| Bond Copies | 225670 | 453057 | 073.07.2023 | 40-000-000-52-5235-000C | 198.36 |
| CC Phase II Files | 226067 | 455289 | 084.08.2023 | 40-800-846-57-5701-000C | 436.12 |
| CC Phase II Downloads | 226067 | 455941 | 084.08.2023 | 40-800-846-57-5701-000C | 575.00 |
| CC Interior Remodel Phase 2 | 226138 | 456181 | 085.08.2023 | 40-800-846-57-5701-000C | 400.00 |
| Vendor Total: | | | | | 1,609.48 |
| 07017 Springer, Michele | | | | | |
| Mileage Reimbursement 06/15/23-07/25/23 | 225963 | 073123 | 082.08.2023 | 40-000-000-54-5422-000C | 4.59 |

Fund **Description**
Vendor No **Vendor Name**

| Line Item Description | Check No | Invoice Number | Batch Number | GL Account Number | Amount |
|--|----------|----------------|--------------|-------------------------|------------|
| Vendor Total: | | | | | 4.59 |
| 07094 EZ-Toyz Incorporated | | | | | |
| District Camera Upgrade Rotary | 225607 | 27763 | 072.07.2023 | 40-000-000-57-5701-0000 | 190.00 |
| Vendor Total: | | | | | 190.00 |
| 07294 Berglund Construction Company | | | | | |
| CC Filter Room Roof Wall Coating | 225669 | 23183 | 073.07.2023 | 40-800-846-57-5701-0000 | 49,900.00 |
| Vendor Total: | | | | | 49,900.00 |
| 07296 Zelasko, Jacek | | | | | |
| Fence Painting at Clocktower | 225906 | 264 | 081.08.2023 | 40-800-852-53-5393-0000 | 7,400.00 |
| Vendor Total: | | | | | 7,400.00 |
| 07297 Volcano Industries Inc | | | | | |
| Hurley Garden Renovation | 226291 | 13995 | 091.09.2023 | 40-800-819-57-5701-0000 | 2,648.17 |
| Vendor Total: | | | | | 2,648.17 |
| 07314 Quality Saw & Seal Inc. | | | | | |
| Hurley Fountain Concrete Cutting | 226109 | 40997 | 084.08.2023 | 40-800-819-57-5701-0000 | 2,176.30 |
| Vendor Total: | | | | | 2,176.30 |
| Fund Total: | | | | | 328,874.33 |
| 60 Golf Fund | | | | | |
| 00007 Aramark | | | | | |
| Inv# 6020138301 Restaurant Linen | 225586 | 6020138301 | 072.07.2023 | 60-612-902-52-5222-0000 | 132.08 |
| Inv# 6020138301 Banquet Linen | 225586 | 6020138301 | 072.07.2023 | 60-612-901-52-5222-0000 | 483.00 |
| Inv# 6020140509 Banquet Linen | 225586 | 6020140509 | 072.07.2023 | 60-612-901-52-5222-0000 | 483.00 |
| Inv# 6020140509 Restaurant Linen | 225586 | 6020140509 | 072.07.2023 | 60-612-902-52-5222-0000 | 132.08 |
| Inv# 6020142672 Restaurant Linen | 225665 | 6020142672 | 073.07.2023 | 60-612-902-52-5222-0000 | 132.00 |
| Inv# 6020142672 Banquet Linen | 225665 | 6020142672 | 073.07.2023 | 60-612-901-52-5222-0000 | 483.08 |
| Inv# 6020144873 Banquet Linen | 225739 | 6020144873 | 074.07.2023 | 60-612-901-52-5222-0000 | 483.00 |
| Inv# 6020144873 Restaurant Linen | 225739 | 6020144873 | 074.07.2023 | 60-612-902-52-5222-0000 | 132.08 |
| Inv# 6020151407 Banquet Linen | 225988 | 6020151407 | 083.08.2023 | 60-612-901-52-5222-0000 | 440.63 |
| Inv# 6020151407 Restaurant Linen | 225988 | 6020151407 | 083.08.2023 | 60-612-902-52-5222-0000 | 132.00 |
| Inv# 6020153934 Banquet Linen | 225988 | 6020153934 | 083.08.2023 | 60-612-901-52-5222-0000 | 476.83 |
| Inv# 6020153934 Restaurant Linen | 225988 | 6020153934 | 083.08.2023 | 60-612-902-52-5222-0000 | 132.00 |
| Inv# 6030192708 Banquet Linen | 226132 | 6030192708 | 085.08.2023 | 60-612-901-52-5222-0000 | 394.33 |
| Inv# 6030192708 Restaurant Linen | 226132 | 6030192708 | 085.08.2023 | 60-612-902-52-5222-0000 | 132.00 |
| Vendor Total: | | | | | 4,168.11 |
| 00018 Airgas USA LLC | | | | | |
| Equipment | 225909 | 9140173447 | 082.08.2023 | 60-000-000-54-5441-0000 | 168.10 |
| Vendor Total: | | | | | 168.10 |
| 00032 Alpha Graphics | | | | | |
| Music Poster | 225986 | 172637 | 083.08.2023 | 60-612-415-54-5426-0000 | 35.00 |
| Vendor Total: | | | | | 35.00 |
| 00058 Arthur Clesen Inc. | | | | | |
| Pennmulch 40 | 225588 | 6434-00 | 072.07.2023 | 60-601-000-53-5331-0000 | 957.95 |
| Captain XTR | 225816 | 8274-00 | 081.08.2023 | 60-601-000-52-5210-0000 | 757.65 |
| Captain XTR - Jet Black | 226064 | 8274-001 | 084.08.2023 | 60-601-000-52-5210-0000 | 692.54 |
| Jet Black | 225816 | 8274-01 | 081.08.2023 | 60-601-000-52-5210-0000 | 298.75 |

Fund **Description**
Vendor No **Vendor Name**

| Line | Item Description | Check No | Invoice Number | Batch Number | GL Account Number | Amount |
|--|-----------------------------------|----------|-----------------|--------------|-------------------------|----------|
| Vendor Total: | | | | | | 2,706.89 |
| 00068 | AT&T Mobility | | | | | |
| 703-1526 | AGC Backup 061823-071723 | 225817 | 877051597_0723 | 081.08.2023 | 60-000-000-52-5265-000C | 83.24 |
| 957-8730 | A. Bendy 061823-071723 | 225817 | 877051597_0723 | 081.08.2023 | 60-000-000-52-5265-000C | 73.95 |
| 240-0783 | Hot Spot 4 AGC 061823-071723 | 225817 | 877051597_0723 | 081.08.2023 | 60-000-000-52-5265-000C | 43.23 |
| 520-5201 | AGCTablet 13 061823-071723 | 225817 | 877051597_0723 | 081.08.2023 | 60-000-000-52-5265-000C | 31.07 |
| 520-5473 | AGC Tablet 14 061823-071723 | 225817 | 877051597_0723 | 081.08.2023 | 60-000-000-52-5265-000C | 31.07 |
| 871-4196 | AGC Tablet 15 061823-071723 | 225817 | 877051597_0723 | 081.08.2023 | 60-000-000-52-5265-000C | 31.07 |
| 957-8730 | A. Bendy 071823-081723 | 226219 | 877051597_0823 | 091.09.2023 | 60-000-000-52-5265-000C | 73.95 |
| 240-0783 | Hot Spot 4 AGC 071823-081723 | 226219 | 877051597_0823 | 091.09.2023 | 60-000-000-52-5265-000C | 43.23 |
| 520-5201 | AGCTablet 13 071823-081723 | 226219 | 877051597_0823 | 091.09.2023 | 60-000-000-52-5265-000C | 31.07 |
| 520-5473 | AGC Tablet 14 071823-081723 | 226219 | 877051597_0823 | 091.09.2023 | 60-000-000-52-5265-000C | 31.07 |
| 871-4196 | AGC Tablet 15 071823-081723 | 226219 | 877051597_0823 | 091.09.2023 | 60-000-000-52-5265-000C | 31.07 |
| 703-1526 | AGC Backup 071823-081723 | 226219 | 877051597_0823 | 091.09.2023 | 60-000-000-52-5265-000C | 83.24 |
| Vendor Total: | | | | | | 587.26 |
| 00070 | AT&T Internet | | | | | |
| AGC 26W151 | Butterfield Rd. 061223-071123 | 225741 | 327249254_0723 | 074.07.2023 | 60-000-000-52-5262-000C | 109.94 |
| AGC 26W151 | Butterfield Rd. 071223-081123 | 225741 | 327249254_0823 | 074.07.2023 | 60-000-000-52-5262-000C | 109.94 |
| AGC 26W151 | Butterfield Rd. 071223-081123 | 226065 | 327249254_0923 | 084.08.2023 | 60-000-000-52-5262-000C | 119.93 |
| Vendor Total: | | | | | | 339.81 |
| 00125 | Black Gold Septic Inc | | | | | |
| Inv# 40356 | | 225819 | 40356 | 081.08.2023 | 60-000-000-52-5263-000C | 425.00 |
| Inv# 41031 | | 225819 | 41031 | 081.08.2023 | 60-611-000-52-5210-0000 | 400.00 |
| Inv# 41097 | | 225819 | 41097 | 081.08.2023 | 60-000-000-52-5263-000C | 425.00 |
| Inv# 41404 | | 225819 | 41404 | 081.08.2023 | 60-611-000-52-5210-0000 | 700.00 |
| Inv# 41458 | | 226139 | 41458 | 085.08.2023 | 60-000-000-52-5263-000C | 425.00 |
| Inv# 41515 | | 226139 | 41515 | 085.08.2023 | 60-611-000-52-5210-0000 | 700.00 |
| Vendor Total: | | | | | | 3,075.00 |
| 00180 | Chicago District Golf Association | | | | | |
| June Handicap Fees | | 225595 | 1837-236 | 072.07.2023 | 60-611-000-52-5210-0000 | 80.00 |
| Vendor Total: | | | | | | 80.00 |
| 00192 | City of Wheaton | | | | | |
| July Board Meeting Cust# 9025 | | 225827 | 512195 | 081.08.2023 | 60-000-000-54-5401-000C | 108.33 |
| Vendor Total: | | | | | | 108.33 |
| 00193 | City of Wheaton | | | | | |
| AGC Clubhouse 060623-070723 | | 225749 | 0293553000_0723 | 074.07.2023 | 60-000-000-52-5264-000C | 1,440.56 |
| AGC Clubhouse 070723-080823 | | 226151 | 0293553000_0823 | 085.08.2023 | 60-000-000-52-5264-000C | 1,341.96 |
| AGC Maintenance Building 060623-070723 | | 225749 | 0293553100_0723 | 074.07.2023 | 60-000-000-52-5264-000C | 140.66 |
| AGC Maintenance Building 070723-080823 | | 226151 | 0293553100_0823 | 085.08.2023 | 60-000-000-52-5264-000C | 181.26 |
| AGC Chemical Building 060623-070723 | | 225749 | 0293553200_0723 | 074.07.2023 | 60-000-000-52-5264-000C | 193.01 |
| AGC Chemical Building 070723-080823 | | 226151 | 0293553200_0823 | 085.08.2023 | 60-000-000-52-5264-000C | 162.71 |
| Vendor Total: | | | | | | 3,460.16 |
| 00237 | Dreisilker Electric Motors | | | | | |
| Inv# 1246881 | | 226008 | 1246881 | 083.08.2023 | 60-000-000-54-5441-000C | 265.31 |
| Inv# 1248741 | | 226164 | 1248741 | 085.08.2023 | 60-000-000-54-5441-000C | 72.22 |
| Vendor Total: | | | | | | 337.53 |
| 00275 | Faulks Bros. Construction Inc. | | | | | |
| Fines Free Non Dried | | 225761 | 388111 | 074.07.2023 | 60-601-000-53-5331-000C | 1,731.63 |

| Fund | Description | | | | | |
|---------------|----------------------|----------|----------------|--------------|-------------------------|----------|
| Vendor No | Vendor Name | | | | | |
| Line Item | Description | Check No | Invoice Number | Batch Number | GL Account Number | Amount |
| Vendor Total: | | | | | | 1,731.63 |
| 00293 | Fortune Fish Company | | | | | |
| Inv# 734230 | Seafood | 225609 | 734230 | 072.07.2023 | 60-000-000-14-1411-0000 | 1,763.20 |
| Inv# 734230 | General Grocery | 225609 | 734230 | 072.07.2023 | 60-000-000-14-1415-0000 | 196.80 |
| Inv# 734230 | Meat | 225609 | 734230 | 072.07.2023 | 60-000-000-14-1411-0000 | 171.60 |
| Inv# 740355 | Meat | 225609 | 740355 | 072.07.2023 | 60-000-000-14-1411-0000 | 171.60 |
| Inv# 740355 | Seafood | 225609 | 740355 | 072.07.2023 | 60-000-000-14-1411-0000 | 236.12 |
| Inv# 744919 | Meat | 225609 | 744919 | 072.07.2023 | 60-000-000-14-1411-0000 | 577.31 |
| Inv# 744919 | General Grocery | 225609 | 744919 | 072.07.2023 | 60-000-000-14-1415-0000 | 201.13 |
| Inv# 746455 | Meat | 225609 | 746455 | 072.07.2023 | 60-000-000-14-1411-0000 | 171.60 |
| Inv# 746455 | Seafood | 225609 | 746455 | 072.07.2023 | 60-000-000-14-1411-0000 | 75.82 |
| Inv# 746455 | Dairy | 225609 | 746455 | 072.07.2023 | 60-000-000-14-1414-0000 | 52.34 |
| Inv# 748442 | General Grocery | 225609 | 748442 | 072.07.2023 | 60-000-000-14-1415-0000 | 83.84 |
| Inv# 748442 | Seafood | 225609 | 748442 | 072.07.2023 | 60-000-000-14-1411-0000 | 29.87 |
| Inv# 748442 | Meat | 225609 | 748442 | 072.07.2023 | 60-000-000-14-1411-0000 | 176.60 |
| Inv# 752347 | Seafood | 225609 | 752347 | 072.07.2023 | 60-000-000-14-1411-0000 | 375.00 |
| Inv# 752354 | Dairy | 225609 | 752354 | 072.07.2023 | 60-000-000-14-1414-0000 | 48.22 |
| Inv# 752354 | Seafood | 225609 | 752354 | 072.07.2023 | 60-000-000-14-1411-0000 | 435.00 |
| Inv# 754486 | Meat | 225609 | 754486 | 072.07.2023 | 60-000-000-14-1411-0000 | 196.80 |
| Inv# 754486 | Seafood | 225609 | 754486 | 072.07.2023 | 60-000-000-14-1411-0000 | 597.44 |
| Inv# 756454 | Seafood | 225609 | 756454 | 072.07.2023 | 60-000-000-14-1411-0000 | 250.92 |
| Inv# 762189 | General Grocery | 225690 | 762189 | 073.07.2023 | 60-000-000-14-1415-0000 | 201.80 |
| Inv# 762189 | Seafood | 225690 | 762189 | 073.07.2023 | 60-000-000-14-1411-0000 | 277.00 |
| Inv# 766723 | Seafood | 225690 | 766723 | 073.07.2023 | 60-000-000-14-1411-0000 | 970.68 |
| Inv# 772203 | Meat | 225764 | 772203 | 074.07.2023 | 60-000-000-14-1411-0000 | 85.80 |
| Inv# 772203 | Seafood | 225764 | 772203 | 074.07.2023 | 60-000-000-14-1411-0000 | 1,916.98 |
| Inv# 776088 | Seafood | 225764 | 776088 | 074.07.2023 | 60-000-000-14-1411-0000 | 284.89 |
| Inv# 780332 | Seafood | 225840 | 780332 | 081.08.2023 | 60-000-000-14-1411-0000 | 851.44 |
| Inv# 780332 | Meat | 225840 | 780332 | 081.08.2023 | 60-000-000-14-1411-0000 | 172.80 |
| Inv# 784319 | Seafood | 225840 | 784319 | 081.08.2023 | 60-000-000-14-1411-0000 | 1,721.95 |
| Inv# 786259 | Seafood | 225840 | 786259 | 081.08.2023 | 60-000-000-14-1411-0000 | 57.58 |
| Inv# 788749 | Seafood | 225840 | 788749 | 081.08.2023 | 60-000-000-14-1411-0000 | 467.78 |
| Inv# 790683 | Seafood | 225840 | 790683 | 081.08.2023 | 60-000-000-14-1411-0000 | 1,609.11 |
| Inv# 790683 | General Grocery | 225840 | 790683 | 081.08.2023 | 60-000-000-14-1415-0000 | 113.60 |
| Inv# 792592 | Seafood | 226011 | 792592 | 083.08.2023 | 60-000-000-14-1411-0000 | 766.90 |
| Inv# 792592 | General Grocery | 226011 | 792592 | 083.08.2023 | 60-000-000-14-1415-0000 | 127.84 |
| Inv# 792593 | Seafood | 226011 | 792593 | 083.08.2023 | 60-000-000-14-1411-0000 | 89.89 |
| Inv# 794497 | Seafood | 226011 | 794497 | 083.08.2023 | 60-000-000-14-1411-0000 | 90.80 |
| Inv# 794497 | Seafood | 226011 | 794497 | 083.08.2023 | 60-000-000-14-1411-0000 | 197.18 |
| Inv# 798458 | Seafood | 226011 | 798458 | 083.08.2023 | 60-000-000-14-1411-0000 | 5.00 |
| Inv# 798493 | Seafood | 226011 | 798493 | 083.08.2023 | 60-000-000-14-1411-0000 | 538.85 |
| Inv# 798493 | Dairy | 226011 | 798493 | 083.08.2023 | 60-000-000-14-1414-0000 | 48.75 |
| Inv# 798493 | General Grocery | 226011 | 798493 | 083.08.2023 | 60-000-000-14-1415-0000 | 83.84 |
| Inv# 800698 | Seafood | 226011 | 800698 | 083.08.2023 | 60-000-000-14-1411-0000 | 264.03 |
| Inv# 802882 | Seafood | 226011 | 802882 | 083.08.2023 | 60-000-000-14-1411-0000 | 318.40 |
| Inv# 802882 | General Grocery | 226011 | 802882 | 083.08.2023 | 60-000-000-14-1415-0000 | 112.96 |
| Inv# 810665 | Seafood | 226011 | 810665 | 083.08.2023 | 60-000-000-14-1411-0000 | 215.42 |
| Inv# 813090 | Seafood | 226011 | 813090 | 083.08.2023 | 60-000-000-14-1411-0000 | 354.83 |
| Inv# 815187 | Seafood | 226011 | 815187 | 083.08.2023 | 60-000-000-14-1411-0000 | 505.44 |
| Inv# 815187 | Seafood | 226011 | 815187 | 083.08.2023 | 60-000-000-14-1411-0000 | 343.20 |
| Inv# 818809 | Seafood | 226086 | 818809 | 084.08.2023 | 60-000-000-14-1411-0000 | 146.30 |
| Inv# 818809 | General Grocery | 226086 | 818809 | 084.08.2023 | 60-000-000-14-1415-0000 | 196.80 |
| Inv# 822717 | Seafood | 226086 | 822717 | 084.08.2023 | 60-000-000-14-1411-0000 | 281.00 |
| Inv# 824928 | Seafood | 226086 | 824928 | 084.08.2023 | 60-000-000-14-1411-0000 | 2,731.52 |
| Inv# 826831 | Seafood | 226086 | 826831 | 084.08.2023 | 60-000-000-14-1411-0000 | 573.92 |
| Inv# 826831 | Meat | 226086 | 826831 | 084.08.2023 | 60-000-000-14-1411-0000 | 343.20 |
| Inv# 831129 | Seafood | 226171 | 831129 | 085.08.2023 | 60-000-000-14-1411-0000 | 138.95 |

| Fund | Description | Vendor No | Vendor Name | Line Item Description | Check No | Invoice Number | Batch Number | GL Account Number | Amount |
|-------|-----------------------------|-----------|-------------|--|----------|-----------------|--------------|-------------------------|-----------|
| | | | | Inv# 831129 Liquor | 226171 | 831129 | 085.08.2023 | 60-000-000-14-1412-000C | 82.91 |
| | | | | Inv# 832858 Seafood | 226171 | 832858 | 085.08.2023 | 60-000-000-14-1411-0000 | 168.43 |
| | | | | Inv# 837422 General Grocery | 226171 | 837422 | 085.08.2023 | 60-000-000-14-1415-000C | 196.80 |
| | | | | Inv# 837422 Seafood | 226171 | 837422 | 085.08.2023 | 60-000-000-14-1411-0000 | 212.56 |
| | | | | Inv# 839447 Seafood | 226171 | 839447 | 085.08.2023 | 60-000-000-14-1411-0000 | 237.72 |
| | | | | | | | | | |
| | | | | Vendor Total: | | | | | 23,916.06 |
| 00334 | Gordon Food Service | | | Inv# 753237785 General Grocery | 225611 | 753237785 | 072.07.2023 | 60-000-000-14-1415-000C | 222.56 |
| | | | | Inv# 753239448 Banquet Supplies | 226175 | 753239448 | 085.08.2023 | 60-612-901-53-5390-000C | 32.46 |
| | | | | Inv# 753239448 General Grocery | 226175 | 753239448 | 085.08.2023 | 60-000-000-14-1415-000C | 209.66 |
| | | | | Inv# 770258715 General Grocery | 225692 | 770258715 | 073.07.2023 | 60-000-000-14-1415-000C | 28.50 |
| | | | | Inv# 960083519 General Grocery | 225767 | 960083519 | 074.07.2023 | 60-000-000-14-1415-000C | 95.37 |
| | | | | Inv# 960083519 Non-Alcoholic Beverages | 225767 | 960083519 | 074.07.2023 | 60-000-000-14-1416-000C | 139.00 |
| | | | | Inv# 960083645 General Grocery | 225767 | 960083645 | 074.07.2023 | 60-000-000-14-1415-000C | 391.56 |
| | | | | Inv# 960083645 Dairy | 225767 | 960083645 | 074.07.2023 | 60-000-000-14-1414-000C | 30.11 |
| | | | | Inv# 960085804 General Grocery | 225767 | 960085804 | 074.07.2023 | 60-000-000-14-1415-000C | 1,769.11 |
| | | | | Inv# 960087010 Non-Alcoholic Beverages | 226175 | 960087010 | 085.08.2023 | 60-000-000-14-1416-000C | 139.00 |
| | | | | | | | | | |
| | | | | Vendor Total: | | | | | 3,057.33 |
| 00335 | W W Grainger Inc | | | Gear Motor | 226207 | 9786496662 | 085.08.2023 | 60-601-000-53-5315-000C | 375.77 |
| | | | | Bolts and Flange for Gear Motor | 226207 | 9786496662 | 085.08.2023 | 60-601-000-53-5315-000C | 139.68 |
| | | | | Head Lamps | 226207 | 9786496662 | 085.08.2023 | 60-601-000-53-5342-000C | 187.08 |
| | | | | | | | | | |
| | | | | Vendor Total: | | | | | 702.53 |
| 00395 | Harris Motor Sports Inc | | | Inv# 02-345444 | 225694 | 02-345444 | 073.07.2023 | 60-601-000-53-5315-000C | 11.71 |
| | | | | Inv# 02-345982 | 225694 | 02-345982 | 073.07.2023 | 60-601-000-53-5315-000C | 213.83 |
| | | | | Inv# 02-345983 | 225694 | 02-345983 | 073.07.2023 | 60-601-000-53-5315-000C | 10.88 |
| | | | | Inv# 02-349642 | 226090 | 02-349642 | 084.08.2023 | 60-601-000-53-5315-000C | 148.38 |
| | | | | Inv# 02-351165 | 226236 | 02-351165 | 091.09.2023 | 60-601-000-53-5315-000C | 133.31 |
| | | | | | | | | | |
| | | | | Vendor Total: | | | | | 518.11 |
| 00417 | Constellation NewEnergy Inc | | | Orchard Gate 061223-071223 | 225682 | 0051046274_0723 | 073.07.2023 | 60-000-000-52-5260-000C | 24.84 |
| | | | | Orchard Gate 071223-081023 | 226075 | 0051046274_0823 | 084.08.2023 | 60-000-000-52-5260-000C | 24.62 |
| | | | | AGC Clubhouse 061223-071223 | 225682 | 0581101000_0723 | 073.07.2023 | 60-000-000-52-5260-000C | 99.67 |
| | | | | AGC Clubhouse 061223-071223 | 225682 | 6414622009_0723 | 073.07.2023 | 60-000-000-52-5260-000C | 12,933.83 |
| | | | | AGC Clubhouse 071223-081023 | 226075 | 6414622009_0823 | 084.08.2023 | 60-000-000-52-5260-000C | 12,837.32 |
| | | | | | | | | | |
| | | | | Vendor Total: | | | | | 25,920.28 |
| 00419 | Consumers Packing Co. | | | Inv# 397127 Meat | 225602 | 397127 | 072.07.2023 | 60-000-000-14-1411-0000 | 2,385.01 |
| | | | | Inv# 397146 Meat | 225602 | 397146 | 072.07.2023 | 60-000-000-14-1411-0000 | 575.00 |
| | | | | Inv# 397160 Meat | 225602 | 397160 | 072.07.2023 | 60-000-000-14-1411-0000 | 1,455.11 |
| | | | | Inv# 397206 Meat | 225602 | 397206 | 072.07.2023 | 60-000-000-14-1411-0000 | 2,580.11 |
| | | | | Inv# 397292 Meat | 225602 | 397292 | 072.07.2023 | 60-000-000-14-1411-0000 | 2,695.00 |
| | | | | Inv# 397325 Meat | 225602 | 397325 | 072.07.2023 | 60-000-000-14-1411-0000 | 4,335.91 |
| | | | | Inv# 397333 Meat | 225602 | 397333 | 072.07.2023 | 60-000-000-14-1411-0000 | 156.98 |
| | | | | Inv# 397455 Meat | 225683 | 397455 | 073.07.2023 | 60-000-000-14-1411-0000 | 132.19 |
| | | | | Inv# 397497 Meat | 225683 | 397497 | 073.07.2023 | 60-000-000-14-1411-0000 | 836.57 |
| | | | | Inv# 397561 Meat | 225753 | 397561 | 074.07.2023 | 60-000-000-14-1411-0000 | 776.30 |
| | | | | Inv# 397631 Meat | 225753 | 397631 | 074.07.2023 | 60-000-000-14-1411-0000 | 949.10 |
| | | | | Inv# 397660 Meat | 225753 | 397660 | 074.07.2023 | 60-000-000-14-1411-0000 | 88.00 |
| | | | | Inv# 397733 Meat | 225753 | 397733 | 074.07.2023 | 60-000-000-14-1411-0000 | 1,827.42 |
| | | | | Inv# 397745 Meat | 225831 | 397745 | 081.08.2023 | 60-000-000-14-1411-0000 | 2,004.67 |

Fund **Description**
Vendor No **Vendor Name**

| Line Item Description | Check No | Invoice Number | Batch Number | GL Account Number | Amount |
|---|----------|-----------------|--------------|-------------------------|-----------|
| Inv# 397827 Meat | 226005 | 397827 | 083.08.2023 | 60-000-000-14-1411-0000 | 1,202.55 |
| Inv# 397849 Meat | 225831 | 397849 | 081.08.2023 | 60-000-000-14-1411-0000 | 1,529.97 |
| Inv# 397903 Meat | 225831 | 397903 | 081.08.2023 | 60-000-000-14-1411-0000 | 1,041.76 |
| Inv# 397949 Meat | 226005 | 397949 | 083.08.2023 | 60-000-000-14-1411-0000 | 1,677.96 |
| Inv# 397994 Meat | 226005 | 397994 | 083.08.2023 | 60-000-000-14-1411-0000 | 1,794.92 |
| Inv# 398066 Meat | 226005 | 398066 | 083.08.2023 | 60-000-000-14-1411-0000 | 1,621.03 |
| Inv# 398110 Meat | 226005 | 398110 | 083.08.2023 | 60-000-000-14-1411-0000 | 746.40 |
| Inv# 398155 Meat | 226005 | 398155 | 083.08.2023 | 60-000-000-14-1411-0000 | 145.60 |
| Inv# 398182 Meat | 226005 | 398182 | 083.08.2023 | 60-000-000-14-1411-0000 | 2,403.43 |
| Inv# 398330 Meat | 226005 | 398330 | 083.08.2023 | 60-000-000-14-1411-0000 | 503.97 |
| Inv# 398343 Meat | 226005 | 398343 | 083.08.2023 | 60-000-000-14-1411-0000 | 2,689.49 |
| Inv# 398344 Meat | 226005 | 398344 | 083.08.2023 | 60-000-000-14-1411-0000 | 127.64 |
| Inv# 398348 Meat | 226005 | 398348 | 083.08.2023 | 60-000-000-14-1411-0000 | 496.08 |
| Inv# 398389 Meat | 226076 | 398389 | 084.08.2023 | 60-000-000-14-1411-0000 | 2,139.60 |
| Inv# 398474 Meat | 226076 | 398474 | 084.08.2023 | 60-000-000-14-1411-0000 | 438.33 |
| Inv# 398557 Meat | 226076 | 398557 | 084.08.2023 | 60-000-000-14-1411-0000 | 963.80 |
| Inv# 398594 Meat | 226076 | 398594 | 084.08.2023 | 60-000-000-14-1411-0000 | 924.51 |
| Inv# 398615 Meat | 226157 | 398615 | 085.08.2023 | 60-000-000-14-1411-0000 | 1,661.45 |
| Inv# 398694 Meat | 226157 | 398694 | 085.08.2023 | 60-000-000-14-1411-0000 | 1,145.04 |
| Inv# 398777 Meat | 226157 | 398777 | 085.08.2023 | 60-000-000-14-1411-0000 | 865.06 |
| Inv# 398817 Meat | 226157 | 398817 | 085.08.2023 | 60-000-000-14-1411-0000 | 521.34 |
| Inv# 398820 Meat | 226157 | 398820 | 085.08.2023 | 60-000-000-14-1411-0000 | 382.20 |
| Vendor Total: | | | | | 45,819.50 |
| 00475 Constellation Newenergy Gas Division LLC | | | | | |
| AGC Clubhouse 050123-053123 | 225600 | 2400503855_0523 | 072.07.2023 | 60-000-000-52-5261-0000 | 1,146.72 |
| AGC Clubhouse 060123-063021 | 225681 | 2400503855_0630 | 073.07.2023 | 60-000-000-52-5261-0000 | 967.35 |
| AGC Clubhouse 070123-073123 | 226155 | 2400503855_0723 | 085.08.2023 | 60-000-000-52-5261-0000 | 1,219.94 |
| Vendor Total: | | | | | 3,334.01 |
| 00532 Imperial Bag & Paper Co LLC | | | | | |
| Cleaning Supplies | 225696 | 1786181-01 | 073.07.2023 | 60-000-000-53-5316-0000 | 143.36 |
| Cleaning Supplies for Arrowhead | 226240 | 1788016-00 | 091.09.2023 | 60-000-000-53-5316-0000 | 361.50 |
| Vendor Total: | | | | | 504.86 |
| 00615 MENARDS WEST CHICAGO | | | | | |
| Inv# 76602 | 225700 | 76602 | 073.07.2023 | 60-601-000-53-5306-0000 | 899.00 |
| Inv# 76917 | 225859 | 76917 | 081.08.2023 | 60-000-000-53-5313-0000 | 376.72 |
| Inv# 77591 | 225859 | 77591 | 081.08.2023 | 60-000-000-53-5313-0000 | 98.58 |
| Inv# 78477 | 226027 | 78477 | 083.08.2023 | 60-000-000-54-5441-0000 | 297.16 |
| Inv# 78542 | 226027 | 78542 | 083.08.2023 | 60-000-000-54-5441-0000 | 161.72 |
| Inv# 80006 | 226187 | 80006 | 085.08.2023 | 60-000-000-54-5441-0000 | 70.03 |
| Inv# 80107 | 226187 | 80107 | 085.08.2023 | 60-000-000-54-5441-0000 | 172.41 |
| Inv# 80543 | 226187 | 80543 | 085.08.2023 | 60-601-000-53-5315-0000 | 133.20 |
| Vendor Total: | | | | | 2,208.82 |
| 00680 Northern Illinois Gas Company | | | | | |
| AGC Maintenance Building 061323-071323 | 225864 | 1106501000_0723 | 081.08.2023 | 60-000-000-52-5261-0000 | 178.04 |
| AGC Maintenance Building 071323-081123 | 226190 | 1106501000_0823 | 085.08.2023 | 60-000-000-52-5261-0000 | 165.76 |
| Vendor Total: | | | | | 343.80 |
| 00714 Otis Elevator Company | | | | | |
| QTE 001622057 Elevator | 225630 | CY16001001 | 072.07.2023 | 60-000-000-52-5210-0000 | 910.00 |
| Vendor Total: | | | | | 910.00 |
| 00742 Pepsi Beverages Company | | | | | |
| Inv# 00089705 Non-Alcoholic Beverages | 226039 | 00098705 | 083.08.2023 | 60-000-000-14-1416-0000 | 1,643.59 |

| Fund | Description | Vendor No | Vendor Name | Line Item Description | Check No | Invoice Number | Batch Number | GL Account Number | Amount |
|---------------|------------------------|-----------|-------------|---|----------|----------------|--------------|-------------------------|-----------|
| | | | | Inv# 00787960 Non-Alcoholic Beverages | 226106 | 00787960 | 084.08.2023 | 60-000-000-14-1416-000C | 2,669.14 |
| | | | | Inv# 00799607 Non-Alcoholic Beverages | 226191 | 00799607 | 085.08.2023 | 60-000-000-14-1416-000C | 1,120.88 |
| | | | | Inv# 44509406 Non-Alcoholic Beverages | 225785 | 44509406 | 074.07.2023 | 60-000-000-14-1416-000C | 1,042.86 |
| | | | | Inv# 44882951 Non-Alcoholic Beverages | 225632 | 44882951 | 072.07.2023 | 60-000-000-14-1416-000C | 480.87 |
| | | | | Inv# 46005904 Non-Alcoholic Beverages | 225869 | 46005904 | 081.08.2023 | 60-000-000-14-1416-000C | 2,292.13 |
| | | | | Inv# 47054352 Non-Alcoholic Beverages | 225632 | 47054352 | 072.07.2023 | 60-000-000-14-1416-000C | 771.54 |
| | | | | Inv# 47147106 Non-Alcoholic Beverages | 225632 | 47147106 | 072.07.2023 | 60-000-000-14-1416-000C | 1,504.82 |
| | | | | Inv# 47440704 Non-Alcoholic Beverages | 226039 | 47440704 | 083.08.2023 | 60-000-000-14-1416-000C | 1,451.99 |
| Vendor Total: | | | | | | | | | 12,977.82 |
| 00792 | Reinders Inc | | | Sprinkler Heads for Internal Assemblies | 225636 | 1939535-00 | 072.07.2023 | 60-601-000-53-5343-000C | 2,255.59 |
| | | | | Pilot Valves for Sprinklers | 225957 | 1942328-00 | 082.08.2023 | 60-601-000-53-5343-000C | 616.04 |
| | | | | PVC Fittings for Irrigation System Repair | 225957 | 1943470-00 | 082.08.2023 | 60-601-000-53-5343-000C | 161.01 |
| | | | | PVC Parts for Mainline Irrigation Repair | 225957 | 1943470-01 | 082.08.2023 | 60-601-000-53-5343-000C | 110.15 |
| | | | | Flange Adapter/Conversion Nozzles | 225957 | 1943677-00 | 082.08.2023 | 60-601-000-53-5343-000C | 879.75 |
| | | | | Fuses for Irrigation Sattellites | 225957 | 1944024-00 | 082.08.2023 | 60-601-000-53-5343-000C | 37.65 |
| | | | | Flo Thru Plus | 225957 | 4925725-00 | 082.08.2023 | 60-601-000-53-5335-000C | 525.00 |
| | | | | Inv# 6034660-00 | 225636 | 6034660-00 | 072.07.2023 | 60-601-000-53-5315-000C | 339.22 |
| | | | | Inv# 6035053-00 | 225636 | 6035053-00 | 072.07.2023 | 60-601-000-53-5315-000C | 322.37 |
| | | | | Inv# 6035446-00 | 225636 | 6035446-00 | 072.07.2023 | 60-601-000-53-5315-000C | 103.08 |
| | | | | Inv# 6035761-00 | 225957 | 6035761-00 | 082.08.2023 | 60-601-000-53-5315-000C | 57.78 |
| | | | | Inv# 6036487-00 | 225957 | 6036487-00 | 082.08.2023 | 60-601-000-53-5315-000C | 232.91 |
| | | | | Inv# 6037185-00 | 225957 | 6037185-00 | 082.08.2023 | 60-601-000-53-5315-000C | 426.10 |
| | | | | Inv# 6037285-00 | 225957 | 6037285-00 | 082.08.2023 | 60-601-000-53-5315-000C | 587.64 |
| | | | | Inv# 6037285-01 | 225957 | 6037285-01 | 082.08.2023 | 60-601-000-53-5315-000C | 87.71 |
| | | | | Inv# 6037942-00 | 226272 | 6037942-00 | 091.09.2023 | 60-601-000-53-5315-000C | 39.34 |
| | | | | Inv# 6038045-00 | 226272 | 6038045-00 | 091.09.2023 | 60-601-000-53-5315-000C | 470.85 |
| | | | | Inv# 6038145-00 | 226272 | 6038145-00 | 091.09.2023 | 60-601-000-53-5315-000C | 648.41 |
| | | | | Inv# 6038238-00 | 226272 | 6038238-00 | 091.09.2023 | 60-601-000-53-5315-000C | 134.31 |
| | | | | Inv# 6038238-01 | 226272 | 6038238-01 | 091.09.2023 | 60-601-000-53-5315-000C | 649.04 |
| | | | | Inv# 6039337-00 | 226272 | 6039337-00 | 091.09.2023 | 60-601-000-53-5315-000C | 213.44 |
| | | | | Inv# 6039337-01 | 226272 | 6039337-01 | 091.09.2023 | 60-601-000-53-5315-000C | 38.08 |
| | | | | Inv# 6039585-00 | 226272 | 6039585-00 | 091.09.2023 | 60-601-000-53-5315-000C | 478.11 |
| Vendor Total: | | | | | | | | | 9,413.58 |
| 00818 | ROTARY CLUB OF WHEATON | | | Quarterly Fees 040123-063023 | 226045 | 063023 | 083.08.2023 | 60-000-000-54-5425-000C | 371.00 |
| Vendor Total: | | | | | | | | | 371.00 |
| 00825 | Russo Hardware Inc | | | Inv# SPI20327153 | 225878 | SPI20327153 | 081.08.2023 | 60-601-000-53-5315-000C | 88.99 |
| | | | | Inv# SPI20327154 | 225878 | SPI20327154 | 081.08.2023 | 60-601-000-53-5315-000C | 113.98 |
| | | | | Inv# SPI20327154 | 225878 | SPI20327154 | 081.08.2023 | 60-601-000-53-5348-000C | 220.80 |
| | | | | Inv# SPI20355823 | 226111 | SPI20355823 | 084.08.2023 | 60-601-000-53-5315-000C | 29.95 |
| | | | | Inv# SPI20366654 | 226276 | SPI20366654 | 091.09.2023 | 60-601-000-53-5315-000C | 88.02 |
| | | | | Inv# SPI20366655 | 226276 | SPI20366655 | 091.09.2023 | 60-601-000-53-5315-000C | 899.98 |
| Vendor Total: | | | | | | | | | 1,441.72 |
| 00911 | Stuever & Sons Inc | | | Inv# 402649 Beer Line Cleaning | 225882 | 402649 | 081.08.2023 | 60-612-000-52-5210-000C | 96.00 |
| | | | | Inv# 402752 Beer Line Cleaning | 226049 | 402752 | 083.08.2023 | 60-612-000-52-5210-000C | 96.00 |
| | | | | Inv# 402752 Supplies | 226049 | 402752 | 083.08.2023 | 60-612-902-53-5388-000C | 26.00 |
| | | | | Inv# 405644 Beer Line Cleaning | 225716 | 405644 | 073.07.2023 | 60-612-000-52-5210-000C | 116.00 |
| | | | | Inv# 405644 Sani Strips | 225716 | 405644 | 073.07.2023 | 60-612-902-53-5388-000C | 26.00 |
| | | | | Inv# 408461 Beer Line Cleaning | 226200 | 408461 | 085.08.2023 | 60-612-000-52-5210-000C | 96.00 |

| Fund | Description | Vendor No | Vendor Name | Line Item Description | Check No | Invoice Number | Batch Number | GL Account Number | Amount |
|------|-------------|-----------|-------------|-----------------------|----------|----------------|--------------|-------------------|--------|
| | | | | | | | | | |
| | | | | | | | | | |
| | | | | | | | | | |
| | | | | | | | | | |
| | | | | | | | | | |
| | | | | | | | | | |
| | | | | | | | | | |
| | | | | | | | | | |
| | | | | | | | | | |
| | | | | | | | | | |
| | | | | | | | | | |
| | | | | | | | | | |
| | | | | | | | | | |
| | | | | | | | | | |
| | | | | | | | | | |
| | | | | | | | | | |
| | | | | | | | | | |
| | | | | | | | | | |
| | | | | | | | | | |
| | | | | | | | | | |
| | | | | | | | | | |
| | | | | | | | | | |
| | | | | | | | | | |
| | | | | | | | | | |
| | | | | | | | | | |
| | | | | | | | | | |
| | | | | | | | | | |
| | | | | | | | | | |
| | | | | | | | | | |
| | | | | | | | | | |
| | | | | | | | | | |
| | | | | | | | | | |
| | | | | | | | | | |
| | | | | | | | | | |
| | | | | | | | | | |
| | | | | | | | | | |
| | | | | | | | | | |
| | | | | | | | | | |
| | | | | | | | | | |
| | | | | | | | | | |
| | | | | | | | | | |
| | | | | | | | | | |
| | | | | | | | | | |
| | | | | | | | | | |
| | | | | | | | | | |
| | | | | | | | | | |
| | | | | | | | | | |
| | | | | | | | | | |
| | | | | | | | | | |
| | | | | | | | | | |
| | | | | | | | | | |
| | | | | | | | | | |
| | | | | | | | | | |
| | | | | | | | | | |
| | | | | | | | | | |
| | | | | | | | | | |
| | | | | | | | | | |
| | | | | | | | | | |
| | | | | | | | | | |
| | | | | | | | | | |
| | | | | | | | | | |
| | | | | | | | | | |
| | | | | | | | | | |
| | | | | | | | | | |
| | | | | | | | | | |
| | | | | | | | | | |
| | | | | | | | | | |
| | | | | | | | | | |
| | | | | | | | | | |
| | | | | | | | | | |
| | | | | | | | | | |
| | | | | | | | | | |
| | | | | | | | | | |
| | | | | | | | | | |
| | | | | | | | | | |
| | | | | | | | | | |
| | | | | | | | | | |
| | | | | | | | | | |
| | | | | | | | | | |
| | | | | | | | | | |
| | | | | | | | | | |
| | | | | | | | | | |
| | | | | | | | | | |
| | | | | | | | | | |
| | | | | | | | | | |
| | | | | | | | | | |
| | | | | | | | | | |
| | | | | | | | | | |
| | | | | | | | | | |
| | | | | | | | | | |
| | | | | | | | | | |
| | | | | | | | | | |
| | | | | | | | | | |
| | | | | | | | | | |
| | | | | | | | | | |
| | | | | | | | | | |
| | | | | | | | | | |
| | | | | | | | | | |
| | | | | | | | | | |
| | | | | | | | | | |
| | | | | | | | | | |
| | | | | | | | | | |
| | | | | | | | | | |
| | | | | | | | | | |
| | | | | | | | | | |
| | | | | | | | | | |
| | | | | | | | | | |
| | | | | | | | | | |
| | | | | | | | | | |
| | | | | | | | | | |
| | | | | | | | | | |
| | | | | | | | | | |
| | | | | | | | | | |
| | | | | | | | | | |
| | | | | | | | | | |
| | | | | | | | | | |
| | | | | | | | | | |
| | | | | | | | | | |
| | | | | | | | | | |
| | | | | | | | | | |
| | | | | | | | | | |
| | | | | | | | | | |
| | | | | | | | | | |
| | | | | | | | | | |
| | | | | | | | | | |
| | | | | | | | | | |
| | | | | | | | | | |
| | | | | | | | | | |
| | | | | | | | | | |
| | | | | | | | | | |
| | | | | | | | | | |
| | | | | | | | | | |
| | | | | | | | | | |
| | | | | | | | | | |
| | | | | | | | | | |
| | | | | | | | | | |
| | | | | | | | | | |
| | | | | | | | | | |
| | | | | | | | | | |
| | | | | | | | | | |
| | | | | | | | | | |
| | | | | | | | | | |
| | | | | | | | | | |
| | | | | | | | | | |
| | | | | | | | | | |
| | | | | | | | | | |
| | | | | | | | | | |
| | | | | | | | | | |
| | | | | | | | | | |
| | | | | | | | | | |
| | | | | | | | | | |
| | | | | | | | | | |
| | | | | | | | | | |
| | | | | | | | | | |
| | | | | | | | | | |
| | | | | | | | | | |
| | | | | | | | | | |
| | | | | | | | | | |
| | | | | | | | | | |
| | | | | | | | | | |
| | | | | | | | | | |
| | | | | | | | | | |
| | | | | | | | | | |
| | | | | | | | | | |
| | | | | | | | | | |
| | | | | | | | | | |
| | | | | | | | | | |
| | | | | | | | | | |
| | | | | | | | | | |
| | | | | | | | | | |
| | | | | | | | | | |
| | | | | | | | | | |
| | | | | | | | | | |
| | | | | | | | | | |
| | | | | | | | | | |
| | | | | | | | | | |
| | | | | | | | | | |
| | | | | | | | | | |
| | | | | | | | | | |
| | | | | | | | | | |
| | | | | | | | | | |
| | | | | | | | | | |
| | | | | | | | | | |
| | | | | | | | | | |
| | | | | | | | | | |
| | | | | | | | | | |
| | | | | | | | | | |
| | | | | | | | | | |
| | | | | | | | | | |
| | | | | | | | | | |
| | | | | | | | | | |
| | | | | | | | | | |
| | | | | | | | | | |
| | | | | | | | | | |
| | | | | | | | | | |
| | | | | | | | | | |
| | | | | | | | | | |
| | | | | | | | | | |
| | | | | | | | | | |
| | | | | | | | | | |
| | | | | | | | | | |
| | | | | | | | | | |
| | | | | | | | | | |
| | | | | | | | | | |
| | | | | | | | | | |
| | | | | | | | | | |
| | | | | | | | | | |
| | | | | | | | | | |
| | | | | | | | | | |
| | | | | | | | | | |
| | | | | | | | | | |
| | | | | | | | | | |
| | | | | | | | | | |
| | | | | | | | | | |
| | | | | | | | | | |
| | | | | | | | | | |
| | | | | | | | | | |
| | | | | | | | | | |
| | | | | | | | | | |
| | | | | | | | | | |
| | | | | | | | | | |
| | | | | | | | | | |
| | | | | | | | | | |
| | | | | | | | | | |
| | | | | | | | | | |
| | | | | | | | | | |
| | | | | | | | | | |
| | | | | | | | | | |
| | | | | | | | | | |
| | | | | | | | | | |
| | | | | | | | | | |
| | | | | | | | | | |
| | | | | | | | | | |
| | | | | | | | | | |
| | | | | | | | | | |
| | | | | | | | | | |
| | | | | | | | | | |
| | | | | | | | | | |
| | | | | | | | | | |
| | | | | | | | | | |
| | | | | | | | | | |
| | | | | | | | | | |
| | | | | | | | | | |
| | | | | | | | | | |
| | | | | | | | | | |
| | | | | | | | | | |
| | | | | | | | | | |
| | | | | | | | | | |
| | | | | | | | | | |
| | | | | | | | | | |
| | | | | | | | | | |
| | | | | | | | | | |
| | | | | | | | | | |
| | | | | | | | | | |
| | | | | | | | | | |
| | | | | | | | | | |
| | | | | | | | | | |
| | | | | | | | | | |
| | | | | | | | | | |
| | | | | | | | | | |
| | | | | | | | | | |
| | | | | | | | | | |
| | | | | | | | | | |
| | | | | | | | | | |
| | | | | | | | | | |
| | | | | | | | | | |
| | | | | | | | | | |
| | | | | | | | | | |
| | | | | | | | | | |
| | | | | | | | | | |
| | | | | | | | | | |
| | | | | | | | | | |
| | | | | | | | | | |
| | | | | | | | | | |
| | | | | | | | | | |
| | | | | | | | | | |
| | | | | | | | | | |
| | | | | | | | | | |
| | | | | | | | | | |
| | | | | | | | | | |
| | | | | | | | | | |
| | | | | | | | | | |
| | | | | | | | | | |
| | | | | | | | | | |
| | | | | | | | | | |
| | | | | | | | | | |
| | | | | | | | | | |
| | | | | | | | | | |
| | | | | | | | | | |
| | | | | | | | | | |
| | | | | | | | | | |
| | | | | | | | | | |
| | | | | | | | | | |
| | | | | | | | | | |
| | | | | | | | | | |
| | | | | | | | | | |
| | | | | | | | | | |
| | | | | | | | | | |
| | | | | | | | | | |
| | | | | | | | | | |
| | | | | | | | | | |
| | | | | | | | | | |
| | | | | | | | | | |
| | | | | | | | | | |
| | | | | | | | | | |
| | | | | | | | | | |
| | | | | | | | | | |
| | | | | | | | | | |
| | | | | | | | | | |
| | | | | | | | | | |
| | | | | | | | | | |
| | | | | | | | | | |
| | | | | | | | | | |
| | | | | | | | | | |
| | | | | | | | | | |
| | | | | | | | | | |
| | | | | | | | | | |
| | | | | | | | | | |
| | | | | | | | | | |
| | | | | | | | | | |
| | | | | | | | | | |
| | | | | | | | | | |
| | | | | | | | | | |
| | | | | | | | | | |
| | | | | | | | | | |
| | | | | | | | | | |
| | | | | | | | | | |
| | | | | | | | | | |
| | | | | | | | | | |
| | | | | | | | | | |
| | | | | | | | | | |
| | | | | | | | | | |
| | | | | | | | | | |
| | | | | | | | | | |
| | | | | | | | | | |
| | | | | | | | | | |
| | | | | | | | | | |
| | | | | | | | | | |
| | | | | | | | | | |
| | | | | | | | | | |
| | | | | | | | | | |
| | | | | | | | | | |
| | | | | | | | | | |
| | | | | | | | | | |
| | | | | | | | | | |
| | | | | | | | | | |
| | | | | | | | | | |
| | | | | | | | | | |
| | | | | | | | | | |
| | | | | | | | | | |
| | | | | | | | | | |
| | | | | | | | | | |
| | | | | | | | | | |
| | | | | | | | | | |
| | | | | | | | | | |
| | | | | | | | | | |
| | | | | | | | | | |
| | | | | | | | | | |
| | | | | | | | | | |
| | | | | | | | | | |
| | | | | | | | | | |
| | | | | | | | | | |
| | | | | | | | | | |
| | | | | | | | | | |
| | | | | | | | | | |
| | | | | | | | | | |
| | | | | | | | | | |
| | | | | | | | | | |
| | | | | | | | | | |
| | | | | | | | | | |

Fund **Description**
Vendor No **Vendor Name**

| Line Item Description | Check No | Invoice Number | Batch Number | GL Account Number | Amount |
|--|----------|----------------|--------------|-------------------------|----------|
| Inv# 624499894 General Grocery | 225643 | 624499894 | 072.07.2023 | 60-000-000-14-1415-000C | 88.02 |
| Inv# 624501652 General Grocery | 225643 | 624501652 | 072.07.2023 | 60-000-000-14-1415-000C | 70.74 |
| Inv# 624504343 Banquet Supplies | 225643 | 624504343 | 072.07.2023 | 60-612-901-53-5390-000C | 140.28 |
| Inv# 624504343 Non-Alcoholic Beverages | 225643 | 624504343 | 072.07.2023 | 60-000-000-14-1416-000C | 49.70 |
| Inv# 624504343 Meat | 225643 | 624504343 | 072.07.2023 | 60-000-000-14-1411-0000 | 883.88 |
| Inv# 624504343 Meat | 225643 | 624504343 | 072.07.2023 | 60-000-000-14-1411-0000 | 876.61 |
| Inv# 624504343 Restaurant Supplies | 225643 | 624504343 | 072.07.2023 | 60-612-902-53-5388-000C | 255.42 |
| Inv# 624504343 Cleaning Supplies | 225643 | 624504343 | 072.07.2023 | 60-612-000-53-5316-000C | 680.86 |
| Inv# 624504343 Banquet Supplies | 225643 | 624504343 | 072.07.2023 | 60-612-901-53-5390-000C | 255.41 |
| Inv# 624504343 Dairy | 225643 | 624504343 | 072.07.2023 | 60-000-000-14-1414-000C | 180.36 |
| Inv# 624504343 General Grocery | 225643 | 624504343 | 072.07.2023 | 60-000-000-14-1415-000C | 2,142.67 |
| Inv# 624515336 General Grocery | 225643 | 624515336 | 072.07.2023 | 60-000-000-14-1415-000C | 2,439.69 |
| Inv# 624515336 Dairy | 225643 | 624515336 | 072.07.2023 | 60-000-000-14-1414-000C | 212.39 |
| Inv# 624515336 Meat | 225643 | 624515336 | 072.07.2023 | 60-000-000-14-1411-0000 | 921.14 |
| Inv# 624515336 Banquet Supplies | 225643 | 624515336 | 072.07.2023 | 60-612-901-53-5390-000C | 302.55 |
| Inv# 624515336 Non-Alcoholic Beverages | 225643 | 624515336 | 072.07.2023 | 60-000-000-14-1416-000C | 451.61 |
| Inv# 624515336 Restaurant Supplies | 225643 | 624515336 | 072.07.2023 | 60-612-902-53-5388-000C | 302.55 |
| Inv# 624516061 Restaurant Supplies | 225643 | 624516061 | 072.07.2023 | 60-612-902-53-5388-000C | 108.69 |
| Inv# 624516603 Meat | 225643 | 624516603 | 072.07.2023 | 60-000-000-14-1411-0000 | 394.34 |
| Inv# 624516603 Meat | 225643 | 624516603 | 072.07.2023 | 60-000-000-14-1411-0000 | 455.51 |
| Inv# 624516603 General Grocery | 225643 | 624516603 | 072.07.2023 | 60-000-000-14-1415-000C | 1,822.24 |
| Inv# 624516603 Cleaning Supplies | 225643 | 624516603 | 072.07.2023 | 60-612-000-53-5316-000C | 282.90 |
| Inv# 624516603 Restaurant Supplies | 225643 | 624516603 | 072.07.2023 | 60-612-902-53-5388-000C | 1,143.65 |
| Inv# 624516603 Dairy | 225643 | 624516603 | 072.07.2023 | 60-000-000-14-1414-000C | 166.02 |
| Inv# 624520601 Restaurant Supplies | 225643 | 624520601 | 072.07.2023 | 60-612-902-53-5388-000C | 87.54 |
| Inv# 624520601 General Grocery | 225643 | 624520601 | 072.07.2023 | 60-000-000-14-1415-000C | 120.98 |
| Inv# 624520601 Meat | 225643 | 624520601 | 072.07.2023 | 60-000-000-14-1411-0000 | 395.95 |
| Inv# 624520601 Dairy | 225643 | 624520601 | 072.07.2023 | 60-000-000-14-1414-000C | 309.28 |
| Inv# 624520602 Cleaning Supplies | 226202 | 624520602 | 085.08.2023 | 60-000-000-53-5316-000C | 420.15 |
| Inv# 624534804 Restaurant Supplies | 225717 | 624534804 | 073.07.2023 | 60-612-902-53-5388-000C | 313.57 |
| Inv# 624534804 Non-Alcoholic Beverages | 225717 | 624534804 | 073.07.2023 | 60-000-000-14-1416-000C | 643.18 |
| Inv# 624534804 Cleaning Supplies | 225717 | 624534804 | 073.07.2023 | 60-612-000-53-5316-000C | 341.38 |
| Inv# 624534804 Banquet Supplies | 225717 | 624534804 | 073.07.2023 | 60-612-901-53-5390-000C | 313.57 |
| Inv# 624534804 General Grocery | 225717 | 624534804 | 073.07.2023 | 60-000-000-14-1415-000C | 3,540.53 |
| Inv# 624534804 Dairy | 225717 | 624534804 | 073.07.2023 | 60-000-000-14-1414-000C | 341.47 |
| Inv# 624534804 Meat | 225717 | 624534804 | 073.07.2023 | 60-000-000-14-1411-0000 | 1,734.90 |
| Inv# 624534804 Meat | 225717 | 624534804 | 073.07.2023 | 60-000-000-14-1411-0000 | 2,133.10 |
| Cleaning Supplies | 226202 | 624535442 | 085.08.2023 | 60-000-000-53-5316-000C | 91.98 |
| Inv# 624539257 Dairy | 225717 | 624539257 | 073.07.2023 | 60-000-000-14-1414-000C | 39.45 |
| Inv# 624539257 General Grocery | 225717 | 624539257 | 073.07.2023 | 60-000-000-14-1415-000C | 2,046.63 |
| Inv# 624539257 Meat | 225717 | 624539257 | 073.07.2023 | 60-000-000-14-1411-0000 | 346.72 |
| Inv# 624539257 Meat | 225717 | 624539257 | 073.07.2023 | 60-000-000-14-1411-0000 | 702.30 |
| Inv# 624539257 Cleaning Supplies | 225717 | 624539257 | 073.07.2023 | 60-612-000-53-5316-000C | 187.65 |
| Inv# 624539257 Banquet Supplies | 225717 | 624539257 | 073.07.2023 | 60-612-901-53-5390-000C | 195.00 |
| Inv# 624539257 Restaurant Supplies | 225717 | 624539257 | 073.07.2023 | 60-612-902-53-5388-000C | 308.25 |
| Inv# 624548162 General Grocery | 226050 | 624548162 | 083.08.2023 | 60-000-000-14-1415-000C | 117.85 |
| Inv# 624548180 General Grocery | 226050 | 624548180 | 083.08.2023 | 60-000-000-14-1415-000C | 40.26 |
| Inv# 624550701 Banquet Supplies | 225717 | 624550701 | 073.07.2023 | 60-612-901-53-5390-000C | 152.68 |
| Inv# 624550701 Restaurant Supplies | 225717 | 624550701 | 073.07.2023 | 60-612-902-53-5388-000C | 550.96 |
| Inv# 624550701 Meat | 225717 | 624550701 | 073.07.2023 | 60-000-000-14-1411-0000 | 1,219.00 |
| Inv# 624550701 Meat | 225717 | 624550701 | 073.07.2023 | 60-000-000-14-1411-0000 | 375.42 |
| Inv# 624550701 General Grocery | 225717 | 624550701 | 073.07.2023 | 60-000-000-14-1415-000C | 1,897.27 |
| Cleaning Supplies | 226202 | 624550702 | 085.08.2023 | 60-000-000-53-5316-000C | 332.09 |
| Inv# 624551646 Dairy | 225795 | 624551646 | 074.07.2023 | 60-000-000-14-1414-000C | 232.61 |
| Inv# 624551646 Meat | 225795 | 624551646 | 074.07.2023 | 60-000-000-14-1411-0000 | 502.09 |
| Inv# 624551646 Meat | 225795 | 624551646 | 074.07.2023 | 60-000-000-14-1411-0000 | 278.64 |
| Inv# 624551646 Restaurant Supplies | 225795 | 624551646 | 074.07.2023 | 60-612-902-53-5388-000C | 447.67 |
| Inv# 624551646 General Grocery | 225795 | 624551646 | 074.07.2023 | 60-000-000-14-1415-000C | 1,566.25 |

| Fund | Description | | | | | |
|--|-------------|----------------|--------------|-------------------------|----------|--|
| Vendor No | Vendor Name | | | | | |
| Line Item Description | Check No | Invoice Number | Batch Number | GL Account Number | Amount | |
| Inv# 624555588 General Grocery | 225795 | 624555588 | 074.07.2023 | 60-000-000-14-1415-000C | 2,728.18 | |
| Inv# 624555588 Dairy | 225795 | 624555588 | 074.07.2023 | 60-000-000-14-1414-000C | 273.02 | |
| Inv# 624555588 Cleaning Supplies | 225795 | 624555588 | 074.07.2023 | 60-612-000-53-5316-000C | 380.53 | |
| Inv# 624555588 Meat | 225795 | 624555588 | 074.07.2023 | 60-000-000-14-1411-000C | 129.15 | |
| Cleaning Supplies | 226202 | 624555589 | 085.08.2023 | 60-000-000-53-5316-000C | 163.00 | |
| Inv# 624557700 Restaurant Supplies | 226050 | 624557700 | 083.08.2023 | 60-612-902-53-5388-000C | 117.88 | |
| Inv# 624557910 Banquet Supplies | 226050 | 624557910 | 083.08.2023 | 60-612-901-53-5390-000C | 45.22 | |
| Inv# 624567025 Dairy | 225795 | 624567025 | 074.07.2023 | 60-000-000-14-1414-000C | 94.09 | |
| Inv# 624567025 Meat | 225795 | 624567025 | 074.07.2023 | 60-000-000-14-1411-000C | 889.03 | |
| Inv# 624567025 General Grocery | 225795 | 624567025 | 074.07.2023 | 60-000-000-14-1415-000C | 1,142.21 | |
| Inv# 624567025 Banquet Supplies | 225795 | 624567025 | 074.07.2023 | 60-612-901-53-5390-000C | 244.20 | |
| Inv# 624567025 Cleaning Supplies | 225795 | 624567025 | 074.07.2023 | 60-612-000-53-5316-000C | 502.06 | |
| Inv# 624567026 Cleaning Supplies | 226202 | 624567026 | 085.08.2023 | 60-000-000-53-5316-000C | 500.76 | |
| Inv# 624567242 Restaurant Supplies | 226050 | 624567242 | 083.08.2023 | 60-612-902-53-5388-000C | 37.95 | |
| Inv# 624568205 Restaurant Supplies | 225883 | 624568205 | 081.08.2023 | 60-612-902-53-5388-000C | 1,159.46 | |
| Inv# 624568205 Cleaning Supplies | 225883 | 624568205 | 081.08.2023 | 60-612-000-53-5316-000C | 125.10 | |
| Inv# 624568205 Banquet Supplies | 225883 | 624568205 | 081.08.2023 | 60-612-901-53-5390-000C | 828.02 | |
| Inv# 624568205 Meat | 225883 | 624568205 | 081.08.2023 | 60-000-000-14-1411-000C | 1,671.60 | |
| Inv# 624568205 General Grocery | 225883 | 624568205 | 081.08.2023 | 60-000-000-14-1415-000C | 2,401.15 | |
| Inv# 624568205 Meat | 225883 | 624568205 | 081.08.2023 | 60-000-000-14-1411-000C | 951.69 | |
| Inv# 624568205 Dairy | 225883 | 624568205 | 081.08.2023 | 60-000-000-14-1414-000C | 44.00 | |
| Inv# 624572402 General Grocery | 225883 | 624572402 | 081.08.2023 | 60-000-000-14-1415-000C | 1,033.72 | |
| Inv# 624572402 Dairy | 225883 | 624572402 | 081.08.2023 | 60-000-000-14-1414-000C | 116.64 | |
| Inv# 624572402 Restaurant Supplies | 225883 | 624572402 | 081.08.2023 | 60-612-902-53-5388-000C | 444.76 | |
| Inv# 624572402 Cleaning Supplies | 225883 | 624572402 | 081.08.2023 | 60-612-000-53-5316-000C | 62.55 | |
| Inv# 624572402 Non-Alcoholic Beverages | 225883 | 624572402 | 081.08.2023 | 60-000-000-14-1416-000C | 359.64 | |
| Inv# 624574609 Banquet Supplies | 226050 | 624574609 | 083.08.2023 | 60-612-901-53-5390-000C | 104.94 | |
| Inv# 624583711 Banquet Supplies | 225883 | 624583711 | 081.08.2023 | 60-612-901-53-5390-000C | 398.85 | |
| Inv# 624583711 Cleaning Supplies | 225883 | 624583711 | 081.08.2023 | 60-612-000-53-5316-000C | 194.19 | |
| Inv# 624583711 General Grocery | 225883 | 624583711 | 081.08.2023 | 60-000-000-14-1415-000C | 4,800.47 | |
| Inv# 624583711 Restaurant Supplies | 225883 | 624583711 | 081.08.2023 | 60-612-902-53-5388-000C | 930.66 | |
| Inv# 624583711 Non-Alcoholic Beverages | 225883 | 624583711 | 081.08.2023 | 60-000-000-14-1416-000C | 51.00 | |
| Inv# 624583711 Meat | 225883 | 624583711 | 081.08.2023 | 60-000-000-14-1411-000C | 1,347.11 | |
| Inv# 624583711 Meat | 225883 | 624583711 | 081.08.2023 | 60-000-000-14-1411-000C | 1,194.05 | |
| Inv# 624583711 Dairy | 225883 | 624583711 | 081.08.2023 | 60-000-000-14-1414-000C | 293.63 | |
| Inv# 624584782 Meat | 226050 | 624584782 | 083.08.2023 | 60-000-000-14-1411-000C | 602.99 | |
| Inv# 624584782 Meat | 226050 | 624584782 | 083.08.2023 | 60-000-000-14-1411-000C | 452.48 | |
| Inv# 624584782 Dairy | 226050 | 624584782 | 083.08.2023 | 60-000-000-14-1414-000C | 172.94 | |
| Inv# 624584782 Non-Alcoholic Beverages | 226050 | 624584782 | 083.08.2023 | 60-000-000-14-1416-000C | 51.00 | |
| Inv# 624584782 Restaurant Supplies | 226050 | 624584782 | 083.08.2023 | 60-612-902-53-5388-000C | 447.25 | |
| Inv# 624584782 Cleaning Supplies | 226050 | 624584782 | 083.08.2023 | 60-612-000-53-5316-000C | 315.60 | |
| Inv# 624584782 General Grocery | 226050 | 624584782 | 083.08.2023 | 60-000-000-14-1415-000C | 1,716.81 | |
| Inv# 624588657 General Grocery | 226050 | 624588657 | 083.08.2023 | 60-000-000-14-1415-000C | 219.79 | |
| Inv# 624588657 Meat | 226050 | 624588657 | 083.08.2023 | 60-000-000-14-1411-000C | 380.52 | |
| Inv# 624588657 Cleaning Supplies | 226050 | 624588657 | 083.08.2023 | 60-612-000-53-5316-000C | 439.72 | |
| Inv# 624588657 Restaurant Supplies | 226050 | 624588657 | 083.08.2023 | 60-612-902-53-5388-000C | 9.50 | |
| Inv# 624600447 General Grocery | 226050 | 624600447 | 083.08.2023 | 60-000-000-14-1415-000C | 2,393.90 | |
| Inv# 624600447 Custodial Supplies | 226050 | 624600447 | 083.08.2023 | 60-612-000-53-5316-000C | 588.10 | |
| Inv# 624600447 Meat | 226050 | 624600447 | 083.08.2023 | 60-000-000-14-1411-000C | 755.48 | |
| Inv# 624600447 Meat | 226050 | 624600447 | 083.08.2023 | 60-000-000-14-1411-000C | 722.25 | |
| Inv# 624601281 Cleaning Supplies | 226050 | 624601281 | 083.08.2023 | 60-612-000-53-5316-000C | 540.41 | |
| Inv# 624601281 General Grocery | 226050 | 624601281 | 083.08.2023 | 60-000-000-14-1415-000C | 567.19 | |
| Inv# 624601281 Restaurant Supplies | 226050 | 624601281 | 083.08.2023 | 60-612-902-53-5388-000C | 38.63 | |
| Inv# 624601281 Meat | 226050 | 624601281 | 083.08.2023 | 60-000-000-14-1411-000C | 175.73 | |
| Inv# 624601281 Meat | 226050 | 624601281 | 083.08.2023 | 60-000-000-14-1411-000C | 237.90 | |
| Inv# 624608103 Meat | 226050 | 624608103 | 083.08.2023 | 60-000-000-14-1411-000C | 418.36 | |
| Inv# 624608103 Meat | 226050 | 624608103 | 083.08.2023 | 60-000-000-14-1411-000C | 361.72 | |
| Inv# 624608103 General Grocery | 226050 | 624608103 | 083.08.2023 | 60-000-000-14-1415-000C | 1,569.61 | |

Fund
Vendor No

Description
Vendor Name

| Line Item Description | Check No | Invoice Number | Batch Number | GL Account Number | Amount |
|--|----------|----------------|--------------|-------------------------|------------|
| Inv# 624608103 General Grocery | 226050 | 624608103 | 083.08.2023 | 60-612-902-53-5388-000C | 40.40 |
| Inv# 624619122 Restaurant Supplies | 226113 | 624619122 | 084.08.2023 | 60-612-902-53-5388-000C | 993.45 |
| Inv# 624619122 Banquet Supplies | 226113 | 624619122 | 084.08.2023 | 60-612-901-53-5390-000C | 494.61 |
| Inv# 624619122 Cleaning Supplies | 226113 | 624619122 | 084.08.2023 | 60-612-000-53-5316-000C | 988.03 |
| Inv# 624619122 Non-Alcoholic Beverages | 226113 | 624619122 | 084.08.2023 | 60-000-000-14-1416-000C | 73.86 |
| Inv# 624619122 General Grocery | 226113 | 624619122 | 084.08.2023 | 60-000-000-14-1415-000C | 1,643.32 |
| Inv# 624619122 Dairy | 226113 | 624619122 | 084.08.2023 | 60-000-000-14-1414-000C | 33.76 |
| Inv# 624619122 Meat | 226113 | 624619122 | 084.08.2023 | 60-000-000-14-1411-000C | 1,389.83 |
| Inv# 624619122 Meat | 226113 | 624619122 | 084.08.2023 | 60-000-000-14-1411-000C | 185.53 |
| Inv# 624621090 Restaurant Supplies | 226113 | 624621090 | 084.08.2023 | 60-612-902-53-5388-000C | 605.25 |
| Inv# 624621090 Cleaning Supplies | 226113 | 624621090 | 084.08.2023 | 60-612-000-53-5316-000C | 158.99 |
| Inv# 624621090 Meat | 226113 | 624621090 | 084.08.2023 | 60-000-000-14-1411-000C | 350.02 |
| Inv# 624621090 Meat | 226113 | 624621090 | 084.08.2023 | 60-000-000-14-1411-000C | 1,221.49 |
| Inv# 624621090 Dairy | 226113 | 624621090 | 084.08.2023 | 60-000-000-14-1414-000C | 128.16 |
| Inv# 624621090 General Grocery | 226113 | 624621090 | 084.08.2023 | 60-000-000-14-1415-000C | 1,277.15 |
| Inv# 624621090 Banquet Supplies | 226113 | 624621090 | 084.08.2023 | 60-612-901-53-5390-000C | 259.39 |
| Inv# 624625294 Non-Alcoholic Beverages | 226113 | 624625294 | 084.08.2023 | 60-000-000-14-1416-000C | 290.76 |
| Inv# 624625294 Meat | 226113 | 624625294 | 084.08.2023 | 60-000-000-14-1411-000C | 506.70 |
| Inv# 624625294 General Grocery | 226113 | 624625294 | 084.08.2023 | 60-000-000-14-1415-000C | 1,639.37 |
| Inv# 624625294 Cleaning Supplies | 226113 | 624625294 | 084.08.2023 | 60-612-000-53-5316-000C | 470.46 |
| Inv# 624636542 Restaurant Supplies | 226113 | 624636542 | 084.08.2023 | 60-612-902-53-5388-000C | 348.79 |
| Inv# 624636542 Cleaning Supplies | 226113 | 624636542 | 084.08.2023 | 60-612-000-53-5316-000C | 198.58 |
| Inv# 624636542 Meat | 226113 | 624636542 | 084.08.2023 | 60-000-000-14-1411-000C | 1,220.75 |
| Inv# 624636542 Meat | 226113 | 624636542 | 084.08.2023 | 60-000-000-14-1411-000C | 516.46 |
| Inv# 624636542 Dairy | 226113 | 624636542 | 084.08.2023 | 60-000-000-14-1414-000C | 101.55 |
| Inv# 624636542 General Grocery | 226113 | 624636542 | 084.08.2023 | 60-000-000-14-1415-000C | 1,545.61 |
| Inv# 624637837 Dairy | 226202 | 624637837 | 085.08.2023 | 60-000-000-14-1414-000C | 568.25 |
| Inv# 624637837 Meat | 226202 | 624637837 | 085.08.2023 | 60-000-000-14-1411-000C | 821.38 |
| Inv# 624637837 Meat | 226202 | 624637837 | 085.08.2023 | 60-000-000-14-1411-000C | 708.03 |
| Inv# 624637837 General Grocery | 226202 | 624637837 | 085.08.2023 | 60-000-000-14-1415-000C | 2,109.82 |
| Inv# 624637837 Cleaning Supplies | 226202 | 624637837 | 085.08.2023 | 60-612-000-53-5316-000C | 125.10 |
| Inv# 624637837 Restaurant Supplies | 226202 | 624637837 | 085.08.2023 | 60-612-902-53-5388-000C | 448.60 |
| Inv# 624637837 Banquet Supplies | 226202 | 624637837 | 085.08.2023 | 60-612-901-53-5390-000C | 448.60 |
| Inv# 624642376 Cleaning Supplies | 226202 | 624642376 | 085.08.2023 | 60-612-000-53-5316-000C | 106.18 |
| Inv# 624642376 Meat | 226202 | 624642376 | 085.08.2023 | 60-000-000-14-1411-000C | 616.09 |
| Inv# 624642376 General Grocery | 226202 | 624642376 | 085.08.2023 | 60-000-000-14-1415-000C | 1,059.21 |
| Vendor Total: | | | | | 104,760.07 |
| 02265 Parts Town | | | | | |
| Inv# 334076000 | 226105 | 33407600 | 084.08.2023 | 60-612-000-54-5441-000C | 466.20 |
| Vendor Total: | | | | | 466.20 |
| 02266 The Corporate Learning Institute | | | | | |
| WPD Employee Survey Deployment 2023 | 225797 | 10428 | 074.07.2023 | 60-000-000-52-5208-000C | 2,484.00 |
| Vendor Total: | | | | | 2,484.00 |
| 02289 Covered Affairs | | | | | |
| Inv# 65316 Event Linen | 225603 | 65316 | 072.07.2023 | 60-612-901-52-5292-000C | 123.00 |
| Vendor Total: | | | | | 123.00 |
| 02322 Olympia Maintenance Inc | | | | | |
| Inv# 304619 | 225865 | 304619 | 081.08.2023 | 60-000-000-52-5211-000C | 1,637.30 |
| Inv# 304624 | 225865 | 304624 | 081.08.2023 | 60-612-000-52-5210-000C | 1,310.00 |
| Vendor Total: | | | | | 2,947.30 |
| 02796 NAPA | | | | | |
| Spark Plug | 225627 | 4496-217576 | 072.07.2023 | 60-601-000-53-5315-000C | 9.68 |

| Fund | Description | | | | | |
|--|------------------------------|----------|-------------------|--------------|-------------------------|----------|
| Vendor No | Vendor Name | | | | | |
| Line Item Description | | Check No | Invoice Number | Batch Number | GL Account Number | Amount |
| 2 Year Battery | | 225627 | 4496-219236 | 072.07.2023 | 60-601-000-53-5315-0000 | 137.82 |
| | | | | | Vendor Total: | 147.50 |
| 02865 | Monarch Fire Protection Inc. | | | | | |
| Inv# 16751 | | 225860 | 16751 | 081.08.2023 | 60-000-000-52-5210-0000 | 1,340.00 |
| | | | | | Vendor Total: | 1,340.00 |
| 03113 | Airgas National Carbonation | | | | | |
| Bulk CO2 Inv# 9139564203 | | 225660 | 9139564203 | 073.07.2023 | 60-612-000-52-5220-0000 | 137.95 |
| Bulk CO2 Inv# 9140128822 | | 225908 | 9140128822 | 082.08.2023 | 60-612-000-52-5220-0000 | 226.87 |
| Bulk CO2 Inv# 9140404306 | | 225908 | 9140404306 | 082.08.2023 | 60-612-000-52-5220-0000 | 123.77 |
| Bulk CO2 Inv# 9140743041 | | 226062 | 9140743041 | 084.08.2023 | 60-612-000-52-5220-0000 | 160.02 |
| Bulk CO2 Inv# 9141018507 | | 226213 | 9141018507 | 091.09.2023 | 60-612-000-52-5220-0000 | 147.36 |
| Bulk CO2 Tank Inspection Inv# 9800966502 | | 225908 | 9800966502 | 082.08.2023 | 60-612-000-52-5210-0000 | 319.00 |
| | | | | | Vendor Total: | 1,114.97 |
| 03163 | Advanced Turf Solutions | | | | | |
| Pureway Fairway Seed | | 225583 | SO1103673 | 072.07.2023 | 60-601-000-53-5331-0000 | 575.26 |
| Cup Stopper | | 225583 | SO1103762 | 072.07.2023 | 60-601-000-53-5342-0000 | 114.96 |
| | | | | | Vendor Total: | 690.22 |
| 03173 | Absolute Service Inc. | | | | | |
| Station Diagnostics for Sustaining Pump | | 225733 | 6025 | 074.07.2023 | 60-601-000-52-5210-0000 | 200.00 |
| | | | | | Vendor Total: | 200.00 |
| 03301 | Heritage-Crystal Clean Inc. | | | | | |
| Inv# 18044954 | | 226091 | 18044954 | 084.08.2023 | 60-601-000-53-5315-0000 | 361.04 |
| | | | | | Vendor Total: | 361.04 |
| 03481 | Tressler LLP | | | | | |
| Services through 06/30/23 | | 225721 | 469183 | 073.07.2023 | 60-000-000-52-5207-0000 | 432.66 |
| Services through 07/31/23 | | 226119 | 471356 | 084.08.2023 | 60-000-000-52-5207-0000 | 58.67 |
| | | | | | Vendor Total: | 491.33 |
| 03574 | The Knot Worldwide Inc | | | | | |
| Ad Program | | 225968 | INVUSD592231050 | 082.08.2023 | 60-612-415-54-5426-0000 | 3,670.80 |
| | | | | | Vendor Total: | 3,670.80 |
| 03754 | Comcast Cable | | | | | |
| AGC Clubhouse 071423-081323 | | 225679 | 87712049102197_08 | 073.07.2023 | 60-000-000-52-5262-0000 | 271.85 |
| AGC Clubhouse 081423-091323 | | 226002 | 87712049102197_05 | 083.08.2023 | 60-000-000-52-5262-0000 | 253.85 |
| | | | | | Vendor Total: | 525.70 |
| 03943 | Johnstone Supply | | | | | |
| Inv# 5040539 | | 226096 | 5040539 | 084.08.2023 | 60-000-000-54-5441-0000 | 520.32 |
| | | | | | Vendor Total: | 520.32 |
| 04109 | Power Up Batteries LLC. | | | | | |
| Inv# P63754175 | | 225708 | P63754175 | 073.07.2023 | 60-601-000-53-5315-0000 | 32.25 |
| Inv# P63789724 | | 225708 | P63789724 | 073.07.2023 | 60-601-000-53-5315-0000 | 96.75 |
| Inv# P64435901 | | 225953 | P64435901 | 082.08.2023 | 60-601-000-53-5315-0000 | 404.30 |
| | | | | | Vendor Total: | 533.30 |
| 04267 | Martin Whalen Group Inc | | | | | |
| AGC Clubhouse 072823-082723 | | 225779 | 70548_0823 | 074.07.2023 | 60-611-000-52-5211-0000 | 19.07 |
| AGC Clubhouse 082823-092723 | | 226253 | 70548_0923 | 091.09.2023 | 60-611-000-52-5211-0000 | 19.07 |

Fund **Description**
Vendor No **Vendor Name**

| Line Item Description | Check No | Invoice Number | Batch Number | GL Account Number | Amount |
|---|----------|----------------|--------------|-------------------------|----------|
| AGC Clubhouse 072823-082723 | 225779 | 70549_0823 | 074.07.2023 | 60-000-000-52-5211-0000 | 4.06 |
| AGC Clubhouse 082823-092723 | 226253 | 70549_0923 | 091.09.2023 | 60-000-000-52-5211-0000 | 4.06 |
| Arrowhead- Maintenance 072823-082723 | 225779 | 70559_0823 | 074.07.2023 | 60-000-000-52-5211-0000 | 15.60 |
| Arrowhead- Maintenance 082823-092723 | 226253 | 70559_0923 | 091.09.2023 | 60-000-000-52-5211-0000 | 15.60 |
| AGC Clubhouse 072823-082723 | 225779 | 70561_0823 | 074.07.2023 | 60-612-000-52-5211-0000 | 12.60 |
| AGC Clubhouse 082823-092723 | 226253 | 70561_0923 | 091.09.2023 | 60-612-000-52-5211-0000 | 12.60 |
| AGC Clubhouse 072823-082723 | 225779 | 70563_0823 | 074.07.2023 | 60-601-000-52-5211-0000 | 4.54 |
| AGC Clubhouse 082823-092723 | 226253 | 70563_0923 | 091.09.2023 | 60-601-000-52-5211-0000 | 4.54 |
| AGC 072823-082723 | 225779 | MW82279_0823 | 074.07.2023 | 60-000-000-52-5211-0000 | 628.52 |
| AGC 082823-092723 | 226253 | MW82279_0923 | 091.09.2023 | 60-000-000-52-5211-0000 | 628.52 |
| Vendor Total: | | | | | 1,368.78 |
| 04296 Culligan DuPage Soft Water Service Inc | | | | | |
| Arrowhead Salt Delivery June 2023 | 225605 | 261958_0623S | 072.07.2023 | 60-612-000-52-5210-0000 | 203.50 |
| Arrowhead Drinking Water June 2023 | 225605 | 261958_0623W | 072.07.2023 | 60-000-000-52-5210-0000 | 174.26 |
| Arrowhead Drinking Water Credit June 2023 | 225605 | 261958_0623WC | 072.07.2023 | 60-000-000-52-5210-0000 | -6.99 |
| Arrowhead Annual Cooler Rental July 2023 | 225605 | 261958_0723R | 072.07.2023 | 60-000-000-52-5210-0000 | 18.00 |
| Arrowhead Softner Rental July 2023 | 225605 | 261958_0723RS | 072.07.2023 | 60-612-000-52-5210-0000 | 106.00 |
| Arrowhead Salt Delivery July 2023 | 225924 | 261958_0723S | 082.08.2023 | 60-612-000-52-5210-0000 | 55.50 |
| Arrowhead Drinking Water July 2023 | 225924 | 261958_0723W | 082.08.2023 | 60-000-000-52-5210-0000 | 104.85 |
| Arrowhead Annual Cooler Rental August 2023 | 225924 | 261958_0823R | 082.08.2023 | 60-000-000-52-5210-0000 | 18.00 |
| Arrowhead Softner Rental August 2023 | 225924 | 261958_0823RS | 082.08.2023 | 60-612-000-52-5210-0000 | 106.00 |
| Vendor Total: | | | | | 779.12 |
| 04319 Cobra Golf Incorporated | | | | | |
| Ladies Fall Line Shoes | 226001 | G3359190 | 083.08.2023 | 60-000-000-14-1431-0000 | 1,694.00 |
| Nitro Mens Shoes | 226001 | G3374115 | 083.08.2023 | 60-000-000-14-1431-0000 | 610.64 |
| Vendor Total: | | | | | 2,304.64 |
| 04419 TriMark Marlinn LLC | | | | | |
| Inv# 2989850 Banquet Flatware | 226053 | 2989850 | 083.08.2023 | 60-612-901-53-5390-0000 | 470.52 |
| Vendor Total: | | | | | 470.52 |
| 04508 Get Fresh Produce Inc. | | | | | |
| CM# 00519664 Produce | 225841 | 00519664 | 081.08.2023 | 60-000-000-14-1413-0000 | -1.76 |
| CM# 00519665 Produce | 225841 | 00519665 | 081.08.2023 | 60-000-000-14-1413-0000 | -50.50 |
| Inv# 04394614 Produce | 226088 | 04394614 | 084.08.2023 | 60-000-000-14-1413-0000 | 541.35 |
| Inv# 04394614 Dairy | 226088 | 04394614 | 084.08.2023 | 60-000-000-14-1414-0000 | 209.31 |
| Inv# 04397769 Dairy | 225610 | 04397769 | 072.07.2023 | 60-000-000-14-1414-0000 | 452.07 |
| Inv# 04397769 Produce | 225610 | 04397769 | 072.07.2023 | 60-000-000-14-1413-0000 | 1,026.45 |
| Inv# 04398835 Produce | 225610 | 04398835 | 072.07.2023 | 60-000-000-14-1413-0000 | 396.60 |
| Inv# 04398835 Dairy | 225610 | 04398835 | 072.07.2023 | 60-000-000-14-1414-0000 | 340.18 |
| Inv# 04398909 Produce | 225610 | 04398909 | 072.07.2023 | 60-000-000-14-1413-0000 | 106.60 |
| Inv# 04400465 Dairy | 225610 | 04400465 | 072.07.2023 | 60-000-000-14-1414-0000 | 311.99 |
| Inv# 04400465 Produce | 225610 | 04400465 | 072.07.2023 | 60-000-000-14-1413-0000 | 668.80 |
| Inv# 04400788 Produce | 225610 | 04400788 | 072.07.2023 | 60-000-000-14-1413-0000 | 513.00 |
| Inv# 04401677 Produce | 225610 | 04401677 | 072.07.2023 | 60-000-000-14-1413-0000 | 120.00 |
| Inv# 04401677 Dairy | 225610 | 04401677 | 072.07.2023 | 60-000-000-14-1414-0000 | 218.02 |
| Inv# 04401787 Produce | 225610 | 04401787 | 072.07.2023 | 60-000-000-14-1413-0000 | 132.10 |
| Inv# 04402402 Produce | 225610 | 04402402 | 072.07.2023 | 60-000-000-14-1413-0000 | 537.45 |
| Inv# 04403822 Produce | 226088 | 04403822 | 084.08.2023 | 60-000-000-14-1413-0000 | 1,260.40 |
| Inv# 04403822 Dairy | 226088 | 04403822 | 084.08.2023 | 60-000-000-14-1414-0000 | 448.84 |
| Inv# 04404817 Dairy | 225610 | 04404817 | 072.07.2023 | 60-000-000-14-1414-0000 | 244.08 |
| Inv# 04404817 Dairy | 225610 | 04404817 | 072.07.2023 | 60-000-000-14-1414-0000 | 205.75 |
| Inv# 04404897 Dairy | 225610 | 04404897 | 072.07.2023 | 60-000-000-14-1414-0000 | 117.60 |
| Inv# 04404897 Produce | 225610 | 04404897 | 072.07.2023 | 60-000-000-14-1413-0000 | 236.00 |
| Inv# 04405633 Dairy | 225610 | 04405633 | 072.07.2023 | 60-000-000-14-1414-0000 | 300.86 |

Fund
Vendor No

Description
Vendor Name

| Line Item Description | Check No | Invoice Number | Batch Number | GL Account Number | Amount |
|-------------------------------|----------|----------------|--------------|-------------------------|----------|
| Inv# 04405633 Produce | 225610 | 04405633 | 072.07.2023 | 60-000-000-14-1413-000C | 343.55 |
| Inv# 04407666 Produce | 225610 | 04407666 | 072.07.2023 | 60-000-000-14-1413-000C | 1,299.35 |
| Inv# 04407666 Dairy | 225610 | 04407666 | 072.07.2023 | 60-000-000-14-1414-000C | 1,113.72 |
| Inv# 04407726 Produce | 225610 | 04407726 | 072.07.2023 | 60-000-000-14-1413-000C | 265.11 |
| Inv# 04407726 Dairy | 225610 | 04407726 | 072.07.2023 | 60-000-000-14-1414-000C | 208.73 |
| Inv# 04409600 Produce | 225691 | 04409600 | 073.07.2023 | 60-000-000-14-1413-000C | 360.70 |
| Inv# 04412003 Produce | 225691 | 04412003 | 073.07.2023 | 60-000-000-14-1413-000C | 1,133.90 |
| Inv# 04412003 Dairy | 225691 | 04412003 | 073.07.2023 | 60-000-000-14-1414-000C | 855.55 |
| Inv# 04413001 Produce | 225691 | 04413001 | 073.07.2023 | 60-000-000-14-1413-000C | 199.50 |
| Inv# 04414017 Produce | 225691 | 04414017 | 073.07.2023 | 60-000-000-14-1413-000C | 542.70 |
| Inv# 04414017 Dairy | 225691 | 04414017 | 073.07.2023 | 60-000-000-14-1414-000C | 9.14 |
| Inv# 04415067 Dairy | 225765 | 04415067 | 074.07.2023 | 60-000-000-14-1414-000C | 76.82 |
| Inv# 04415067 Produce | 225765 | 04415067 | 074.07.2023 | 60-000-000-14-1413-000C | 337.00 |
| Inv# 04416154 General Grocery | 225765 | 04416154 | 074.07.2023 | 60-000-000-14-1415-000C | 25.10 |
| Inv# 04416154 Produce | 225765 | 04416154 | 074.07.2023 | 60-000-000-14-1413-000C | 80.50 |
| Inv# 04416154 Dairy | 225765 | 04416154 | 074.07.2023 | 60-000-000-14-1414-000C | 51.18 |
| Inv# 04416849 Produce | 225765 | 04416849 | 074.07.2023 | 60-000-000-14-1413-000C | 1,404.30 |
| Inv# 04416849 Dairy | 225765 | 04416849 | 074.07.2023 | 60-000-000-14-1414-000C | 1,339.45 |
| Inv# 04416849 General Grocery | 225765 | 04416849 | 074.07.2023 | 60-000-000-14-1415-000C | 32.35 |
| Inv# 04419051 Produce | 225765 | 04419051 | 074.07.2023 | 60-000-000-14-1413-000C | 491.60 |
| Inv# 04419085 Produce | 225765 | 04419085 | 074.07.2023 | 60-000-000-14-1413-000C | 561.50 |
| Inv# 04419262 Produce | 225765 | 04419262 | 074.07.2023 | 60-000-000-14-1413-000C | 493.25 |
| Inv# 04419262 General Grocery | 225765 | 04419262 | 074.07.2023 | 60-000-000-14-1415-000C | 55.30 |
| Inv# 04421041 Dairy | 225841 | 04421041 | 081.08.2023 | 60-000-000-14-1414-000C | 523.83 |
| Inv# 04421041 Produce | 225841 | 04421041 | 081.08.2023 | 60-000-000-14-1413-000C | 1,069.25 |
| Inv# 04422087 Dairy | 225841 | 04422087 | 081.08.2023 | 60-000-000-14-1414-000C | 54.55 |
| Inv# 04422232 Produce | 225841 | 04422232 | 081.08.2023 | 60-000-000-14-1413-000C | 237.40 |
| Inv# 04422232 Dairy | 225841 | 04422232 | 081.08.2023 | 60-000-000-14-1414-000C | 498.15 |
| Inv# 04424131 Produce | 225841 | 04424131 | 081.08.2023 | 60-000-000-14-1413-000C | 386.90 |
| Inv# 04424131 Dairy | 225841 | 04424131 | 081.08.2023 | 60-000-000-14-1414-000C | 143.97 |
| Inv# 04425180 Produce | 225841 | 04425180 | 081.08.2023 | 60-000-000-14-1413-000C | 572.50 |
| Inv# 04426277 Dairy | 225841 | 04426277 | 081.08.2023 | 60-000-000-14-1414-000C | 817.97 |
| Inv# 04426277 Produce | 225841 | 04426277 | 081.08.2023 | 60-000-000-14-1413-000C | 1,067.80 |
| Inv# 04431771 Produce | 226013 | 04431771 | 083.08.2023 | 60-000-000-14-1413-000C | 90.90 |
| Inv# 04431771 Dairy | 226013 | 04431771 | 083.08.2023 | 60-000-000-14-1414-000C | 131.80 |
| Inv# 04433790 Dairy | 226013 | 04433790 | 083.08.2023 | 60-000-000-14-1414-000C | 222.20 |
| Inv# 04433790 Produce | 226013 | 04433790 | 083.08.2023 | 60-000-000-14-1413-000C | 223.95 |
| Inv# 04434157 Produce | 226013 | 04434157 | 083.08.2023 | 60-000-000-14-1413-000C | 316.50 |
| Inv# 04434662 Produce | 226013 | 04434662 | 083.08.2023 | 60-000-000-14-1413-000C | 126.60 |
| Inv# 04435145 Produce | 226013 | 04435145 | 083.08.2023 | 60-000-000-14-1413-000C | 846.80 |
| Inv# 04435145 Dairy | 226013 | 04435145 | 083.08.2023 | 60-000-000-14-1414-000C | 318.15 |
| Inv# 04436066 Produce | 226013 | 04436066 | 083.08.2023 | 60-000-000-14-1413-000C | 278.00 |
| Inv# 04437136 Produce | 226013 | 04437136 | 083.08.2023 | 60-000-000-14-1413-000C | 370.35 |
| Inv# 04438013 Dairy | 226013 | 04438013 | 083.08.2023 | 60-000-000-14-1414-000C | 927.60 |
| Inv# 04438013 Produce | 226013 | 04438013 | 083.08.2023 | 60-000-000-14-1413-000C | 1,018.90 |
| Inv# 04440123 Produce | 226013 | 04440123 | 083.08.2023 | 60-000-000-14-1413-000C | 677.05 |
| Inv# 04440544 Produce | 226013 | 04440544 | 083.08.2023 | 60-000-000-14-1413-000C | 49.95 |
| Inv# 04441080 Dairy | 226013 | 04441080 | 083.08.2023 | 60-000-000-14-1414-000C | 15.65 |
| Inv# 04441080 Produce | 226013 | 04441080 | 083.08.2023 | 60-000-000-14-1413-000C | 552.50 |
| Inv# 04441928 Dairy | 226088 | 04441928 | 084.08.2023 | 60-000-000-14-1414-000C | 895.06 |
| Inv# 04441928 Produce | 226088 | 04441928 | 084.08.2023 | 60-000-000-14-1413-000C | 977.80 |
| Inv# 04442951 Produce | 226088 | 04442951 | 084.08.2023 | 60-000-000-14-1413-000C | 966.95 |
| Inv# 04442951 Dairy | 226088 | 04442951 | 084.08.2023 | 60-000-000-14-1414-000C | 923.48 |
| Inv# 04444648 Dairy | 226088 | 04444648 | 084.08.2023 | 60-000-000-14-1414-000C | 64.91 |
| Inv# 04444648 Produce | 226088 | 04444648 | 084.08.2023 | 60-000-000-14-1413-000C | 418.00 |
| Inv# 04446801 Produce | 226088 | 04446801 | 084.08.2023 | 60-000-000-14-1413-000C | 1,159.05 |
| Inv# 04446801 Dairy | 226088 | 04446801 | 084.08.2023 | 60-000-000-14-1414-000C | 747.69 |
| Inv# 04447957 Dairy | 226174 | 04447957 | 085.08.2023 | 60-000-000-14-1414-000C | 259.06 |

| Fund | Description | Vendor No | Vendor Name | Line Item Description | Check No | Invoice Number | Batch Number | GL Account Number | Amount |
|-------|---------------------------------------|-----------|-------------|---|----------|----------------|--------------|-------------------------|-----------|
| | | | | Inv# 04447957 Produce | 226174 | 04447957 | 085.08.2023 | 60-000-000-14-1413-000C | 953.40 |
| | | | | Inv# 04448961 Produce | 226174 | 04448961 | 085.08.2023 | 60-000-000-14-1413-000C | 480.15 |
| | | | | Inv# 04448961 Dairy | 226174 | 04448961 | 085.08.2023 | 60-000-000-14-1414-000C | 249.00 |
| | | | | Inv# 04450634 Dairy | 226174 | 04450634 | 085.08.2023 | 60-000-000-14-1414-000C | 27.62 |
| | | | | Inv# 04450634 Produce | 226174 | 04450634 | 085.08.2023 | 60-000-000-14-1413-000C | 436.00 |
| | | | | Inv# 04451558 Produce | 226174 | 04451558 | 085.08.2023 | 60-000-000-14-1413-000C | 268.00 |
| | | | | Inv# 04451558 Dairy | 226174 | 04451558 | 085.08.2023 | 60-000-000-14-1414-000C | 285.09 |
| | | | | | | | | Vendor Total: | 40,265.97 |
| 04836 | V3 Companies of Illinois LTD | | | AGC Shoreline | 226121 | Application# 3 | 084.08.2023 | 60-611-000-52-5210-000C | 5,380.53 |
| | | | | | | | | Vendor Total: | 5,380.53 |
| 04888 | Feece Oil Company | | | 241 Gallons of Diesel Fuel | 225839 | 3992700 | 081.08.2023 | 60-601-000-53-5348-000C | 589.50 |
| | | | | 681 Gallons of Regular Gasoline | 225839 | 3992701 | 081.08.2023 | 60-601-000-53-5348-000C | 2,132.51 |
| | | | | 106 Gallons of Diesel Fuel | 225839 | 3996165 | 081.08.2023 | 60-601-000-53-5348-000C | 211.27 |
| | | | | 502 Gallons of Regular Gasoline | 225839 | 3996166 | 081.08.2023 | 60-601-000-53-5348-000C | 1,595.08 |
| | | | | 125 Gallons of Diesel Fuel | 225839 | 3998443 | 081.08.2023 | 60-601-000-53-5348-000C | 321.27 |
| | | | | 700 Gallons of Regular Gasoline | 225839 | 3998444 | 081.08.2023 | 60-601-000-53-5348-000C | 2,247.31 |
| | | | | | | | | Vendor Total: | 7,096.94 |
| 04956 | Range Servant America Inc. | | | 100 Rubber Tees Inv# 127016 | 225956 | 127016 | 082.08.2023 | 60-611-912-53-5342-000C | 94.00 |
| | | | | Range Tokens | 226270 | 127766 | 091.09.2023 | 60-611-912-53-5342-000C | 318.00 |
| | | | | | | | | Vendor Total: | 412.00 |
| 05138 | Wyatts CO2 & Beer Line Cleaning | | | Inv# 31650 Nitro Tanks | 225656 | 31650 | 072.07.2023 | 60-612-902-53-5388-000C | 75.00 |
| | | | | Inv# 32834 Nitro Tanks | 226056 | 32834 | 083.08.2023 | 60-000-000-14-1415-000C | 75.00 |
| | | | | | | | | Vendor Total: | 150.00 |
| 05277 | Organic Sediment Removal Systems, LLC | | | Sediment Relocation from Around Irrigation Inta | 225629 | 062823 | 072.07.2023 | 60-601-000-52-5210-000C | 4,155.00 |
| | | | | | | | | Vendor Total: | 4,155.00 |
| 05540 | Performance Chemical & Supply | | | H2Orange Cleaner | 225786 | 291986 | 074.07.2023 | 60-000-000-53-5316-000C | 386.92 |
| | | | | Gloves | 226192 | 292448 | 085.08.2023 | 60-000-000-53-5316-000C | 882.00 |
| | | | | | | | | Vendor Total: | 1,268.92 |
| 05765 | Luetkehans, Phillip | | | Services through 07/24/23 | 226026 | 72 | 083.08.2023 | 60-000-000-52-5207-000C | 6,894.13 |
| | | | | Services through 08/11/23 | 226185 | 73 | 085.08.2023 | 60-000-000-52-5207-000C | 6,741.97 |
| | | | | | | | | Vendor Total: | 13,636.10 |
| 05859 | Channel Fore Inc. | | | Golf Scene Show Advertising | 225676 | AGS2023-2 | 073.07.2023 | 60-611-415-54-5426-000C | 1,500.00 |
| | | | | | | | | Vendor Total: | 1,500.00 |
| 05921 | Johnny Rockets Display Company | | | Inv# 0001 Event Firework Display | 225940 | 0001 | 082.08.2023 | 60-612-901-52-5292-000C | 3,500.00 |
| | | | | | | | | Vendor Total: | 3,500.00 |
| 05931 | Webmarc Inc. | | | Inv# 18564 | 225897 | 18564 | 081.08.2023 | 60-000-000-54-5441-000C | 584.50 |

| Fund | Description | Vendor No | Vendor Name | Line Item Description | Check No | Invoice Number | Batch Number | GL Account Number | Amount |
|---------------|------------------------------------|-----------|------------------|-----------------------|-------------------------|----------------|--------------|-------------------|----------|
| Vendor Total: | | | | | | | | | 584.50 |
| 06027 | DeEtta's Bakery Inc | | | | | | | | |
| | Inv# 4356 Event Desserts | 226162 | 4356 | 085.08.2023 | 60-612-901-52-5292-000C | 470.00 | | | |
| | Inv# 4374 Event Desserts | 225685 | 4374 | 073.07.2023 | 60-612-901-52-5292-000C | 545.00 | | | |
| | Inv# 4378 Event Desserts | 225606 | 4378 | 072.07.2023 | 60-612-901-52-5292-000C | 410.00 | | | |
| | Inv# 4392 Event Desserts | 225606 | 4392 | 072.07.2023 | 60-612-901-52-5292-000C | 392.20 | | | |
| | Inv# 4400 Event Desserts | 225606 | 4400 | 072.07.2023 | 60-612-901-52-5292-000C | 410.00 | | | |
| | Inv# 4404 Event Desserts | 225606 | 4404 | 072.07.2023 | 60-612-901-52-5292-000C | 885.00 | | | |
| | Inv# 4427 Event Desserts | 225685 | 4427 | 073.07.2023 | 60-612-901-52-5292-000C | 120.00 | | | |
| | Inv# 4439 Event Desserts | 225757 | 4439 | 074.07.2023 | 60-612-901-52-5292-000C | 530.00 | | | |
| | Inv# 4440 Event Desserts | 225757 | 4440 | 074.07.2023 | 60-612-901-52-5292-000C | 120.00 | | | |
| | Inv# 4456 Event Desserts | 226007 | 4456 | 083.08.2023 | 60-612-901-52-5292-000C | 605.00 | | | |
| | Inv# 4462 Event Desserts | 226007 | 4462 | 083.08.2023 | 60-612-901-52-5292-000C | 410.00 | | | |
| | Inv# 4472 Event Desserts | 226007 | 4472 | 083.08.2023 | 60-612-901-52-5292-000C | 350.00 | | | |
| | Inv# 4485 Event Desserts | 226007 | 4485 | 083.08.2023 | 60-612-901-52-5292-000C | 185.00 | | | |
| | Inv# 4492 Event Desserts | 226007 | 4492 | 083.08.2023 | 60-612-901-52-5292-000C | 695.00 | | | |
| | Inv# 4513 Event Desserts | 226078 | 4513 | 084.08.2023 | 60-612-901-52-5292-000C | 1,134.75 | | | |
| | Inv# 4519 Event Desserts | 226162 | 4519 | 085.08.2023 | 60-612-901-52-5292-000C | 1,173.75 | | | |
| Vendor Total: | | | | | | | | | 8,435.70 |
| 06178 | Mercury Partners 90 BI | | | | | | | | |
| | Inv# 205744 | 225947 | 205744 | 082.08.2023 | 60-000-000-54-5441-000C | 375.00 | | | |
| | Inv# 205851 | 225947 | 205851 | 082.08.2023 | 60-000-000-54-5441-000C | 180.00 | | | |
| Vendor Total: | | | | | | | | | 555.00 |
| 06228 | Voyant Communications | | | | | | | | |
| | Restaurant 070123-073123 | 225649 | 0030832230701 | 072.07.2023 | 60-612-902-52-5262-000C | 177.35 | | | |
| | Ski 070123-073123 | 225649 | 0030832230701 | 072.07.2023 | 60-613-000-52-5262-000C | 16.62 | | | |
| | Golf Admin 070123-073123 | 225649 | 0030832230701 | 072.07.2023 | 60-000-000-52-5262-000C | 18.01 | | | |
| | Banquet 070123-073123 | 225649 | 0030832230701 | 072.07.2023 | 60-612-901-52-5262-000C | 185.67 | | | |
| | Marketing 070123-073123 | 225649 | 0030832230701 | 072.07.2023 | 60-000-415-52-5262-000C | 80.37 | | | |
| | Golf Maintenance 070123-073123 | 225649 | 0030832230701 | 072.07.2023 | 60-601-000-52-5262-000C | 52.65 | | | |
| | Golf 070123-073123 | 225649 | 0030832230701 | 072.07.2023 | 60-611-000-52-5262-000C | 166.27 | | | |
| | Marketing 08/01/23-08/31/23 | 225973 | 0030832230801 | 082.08.2023 | 60-000-415-52-5262-000C | 80.37 | | | |
| | Golf Maintenance 08/01/23-08/31/23 | 225973 | 0030832230801 | 082.08.2023 | 60-601-000-52-5262-000C | 52.65 | | | |
| | Restaurant 08/01/23-08/31/23 | 225973 | 0030832230801 | 082.08.2023 | 60-612-902-52-5262-000C | 177.36 | | | |
| | Golf Admin 08/01/23-08/31/23 | 225973 | 0030832230801 | 082.08.2023 | 60-000-000-52-5262-000C | 18.01 | | | |
| | Ski 08/01/23-08/31/23 | 225973 | 0030832230801 | 082.08.2023 | 60-613-000-52-5262-000C | 16.62 | | | |
| | Banquet 08/01/23-08/31/23 | 225973 | 0030832230801 | 082.08.2023 | 60-612-901-52-5262-000C | 185.68 | | | |
| | Golf 08/01/23-08/31/23 | 225973 | 0030832230801 | 082.08.2023 | 60-611-000-52-5262-000C | 166.28 | | | |
| | Ski 090123-093023 | 226292 | 0030832230901 | 091.09.2023 | 60-613-000-52-5262-000C | 16.62 | | | |
| | Golf Admin 090123-093023 | 226292 | 0030832230901 | 091.09.2023 | 60-000-000-52-5262-000C | 18.00 | | | |
| | Banquet 090123-093023 | 226292 | 0030832230901 | 091.09.2023 | 60-612-901-52-5262-000C | 185.59 | | | |
| | Restaurant 090123-093023 | 226292 | 0030832230901 | 091.09.2023 | 60-612-902-52-5262-000C | 177.28 | | | |
| | Marketing 090123-093023 | 226292 | 0030832230901 | 091.09.2023 | 60-000-415-52-5262-000C | 80.32 | | | |
| | Golf Maintenance 090123-093023 | 226292 | 0030832230901 | 091.09.2023 | 60-601-000-52-5262-000C | 52.63 | | | |
| | Golf 090123-093023 | 226292 | 0030832230901 | 091.09.2023 | 60-611-000-52-5262-000C | 166.20 | | | |
| Vendor Total: | | | | | | | | | 2,090.55 |
| 06250 | LRS Holdings LLC | | | | | | | | |
| | AGC Clubhouse 080123-083123 | 225856 | 47783.1 AGC_0823 | 081.08.2023 | 60-000-000-52-5263-000C | 260.00 | | | |
| | AGC Clubhouse 090123-093023 | 226251 | 47783.1 AGC_0923 | 091.09.2023 | 60-000-000-52-5263-000C | 260.00 | | | |
| Vendor Total: | | | | | | | | | 520.00 |
| 06308 | Westlake Hardware Inc | | | | | | | | |
| | Inv# 12610221 | 225899 | 12610221 | 081.08.2023 | 60-601-000-53-5331-000C | 33.98 | | | |

Fund **Description**
Vendor No **Vendor Name**

| Line Item Description | Check No | Invoice Number | Batch Number | GL Account Number | Amount |
|--|----------|----------------|--------------|-------------------------|----------|
| Y Splitter for Faucet | 225899 | 12610233 | 081.08.2023 | 60-000-000-53-5316-0000 | 35.98 |
| Power Strip for Office Computer | 225899 | 12610238 | 081.08.2023 | 60-601-000-53-5313-0000 | 29.99 |
| Wasp Spray | 226295 | 12610328 | 091.09.2023 | 60-611-912-53-5342-0000 | 14.97 |
| Gloves/Rags/Shower Head/Construction Glue/F | 226295 | 12610343 | 091.09.2023 | 60-601-000-53-5342-0000 | 153.27 |
| Cleaner | 226295 | 12610344 | 091.09.2023 | 60-601-000-53-5342-0000 | 6.59 |
| Inv# 12610380 | 226295 | 12610380 | 091.09.2023 | 60-000-000-53-5313-0000 | 133.87 |
| Bait for Mouse Traps | 226295 | 12610392 | 091.09.2023 | 60-000-000-53-5316-0000 | 50.95 |
| Inv# 12610406 | 226295 | 12610406 | 091.09.2023 | 60-000-000-53-5313-0000 | 68.72 |
| Vendor Total: | | | | | 528.32 |
| 06353 Prazak, Kimberly | | | | | |
| NRPA Travel Reimbursement | 226194 | 082523 | 085.08.2023 | 60-000-000-54-5432-0000 | 384.96 |
| Vendor Total: | | | | | 384.96 |
| 06434 Concentric Ventures Incorporated | | | | | |
| Inv# 10688 July Liquor Consultant | 225828 | 10688 | 081.08.2023 | 60-612-000-52-5210-0000 | 1,875.00 |
| Inv# 10727 July Liquor Consultant | 226003 | 10727 | 083.08.2023 | 60-612-000-52-5210-0000 | 1,500.00 |
| Vendor Total: | | | | | 3,375.00 |
| 06528 Swannies Golf Apparel Co | | | | | |
| Mens Apparel | 225794 | 31990 | 074.07.2023 | 60-000-000-14-1431-0000 | 2,359.86 |
| Vendor Total: | | | | | 2,359.86 |
| 06542 Peerless Network Inc | | | | | |
| AGC 061523-071423 | 225868 | 66174_0723 | 081.08.2023 | 60-000-000-52-5262-0000 | 109.17 |
| AGC 071523-081423 | 225868 | 66174_0823 | 081.08.2023 | 60-000-000-52-5262-0000 | 109.17 |
| AGC 081523-091423 | 226038 | 66174_0923 | 083.08.2023 | 60-000-000-52-5262-0000 | 109.17 |
| Vendor Total: | | | | | 327.51 |
| 06626 Cozzini Bros, Inc. | | | | | |
| Inv# C13510426 Cutlery Service | 225604 | C13510426 | 072.07.2023 | 60-612-000-52-5210-0000 | 45.00 |
| Inv# C13687448 Cutlery Service | 226006 | C13687448 | 083.08.2023 | 60-612-000-52-5210-0000 | 45.00 |
| Vendor Total: | | | | | 90.00 |
| 06640 Yamaha Motor Finance Corporation U.S.A. | | | | | |
| GPS Lease August 2023 | 225728 | 814226 | 073.07.2023 | 60-611-000-52-5211-0000 | 3,080.00 |
| GPS Lcasc September 2023 | 226126 | 817526 | 084.08.2023 | 60-611-000-52-5211-0000 | 3,080.00 |
| Vendor Total: | | | | | 6,160.00 |
| 06670 Brinks Incorporated | | | | | |
| 07/2023 Armored Services for AGC | 225592 | 12332593 | 072.07.2023 | 60-000-000-52-5214-0000 | 142.27 |
| 08/2023 Armored Services for AGC | 225914 | 12360559 | 082.08.2023 | 60-000-000-52-5214-0000 | 142.27 |
| Vendor Total: | | | | | 284.54 |
| 06674 Lingo Communications LLC | | | | | |
| AGC Banquets 070423-080323 | 225622 | 33457569 | 072.07.2023 | 60-612-901-52-5262-0000 | 190.41 |
| AGC Golf 070423-080323 | 225622 | 33457569 | 072.07.2023 | 60-611-000-52-5262-0000 | 190.41 |
| AGC Restaurant 070423-080323 | 225622 | 33457569 | 072.07.2023 | 60-612-902-52-5262-0000 | 196.18 |
| AGC Banquets 080423-090323 | 226025 | 33504695 | 083.08.2023 | 60-612-901-52-5262-0000 | 190.41 |
| AGC Restaurant 080423-090323 | 226025 | 33504695 | 083.08.2023 | 60-612-902-52-5262-0000 | 196.18 |
| AGC Golf 080423-090323 | 226025 | 33504695 | 083.08.2023 | 60-611-000-52-5262-0000 | 190.41 |
| Vendor Total: | | | | | 1,154.00 |
| 06687 Van-Lang Enterprises | | | | | |
| Inv# 111462 General Grocery | 225648 | 111462 | 072.07.2023 | 60-000-000-14-1415-0000 | 1,208.00 |
| Inv# 111623 General Grocery | 225723 | 111623 | 073.07.2023 | 60-000-000-14-1415-0000 | 1,172.00 |

| Fund | Description | Vendor No | Vendor Name | Line Item Description | Check No | Invoice Number | Batch Number | GL Account Number | Amount |
|-------------------------------------|---|-----------|----------------|-----------------------|-------------------------|----------------|--------------|-------------------|----------|
| Inv# 111869 | General Grocery | 226054 | 111869 | 083.08.2023 | 60-000-000-14-1415-000C | 984.00 | | | |
| Inv# 111896 | General Grocery | 226054 | 111896 | 083.08.2023 | 60-000-000-14-1415-000C | 1,536.00 | | | |
| Inv# 111952 | General Grocery | 226054 | 111952 | 083.08.2023 | 60-000-000-14-1415-000C | 470.00 | | | |
| Inv# 112136 | General Grocery | 226122 | 112136 | 084.08.2023 | 60-000-000-14-1415-000C | 900.00 | | | |
| Inv# 112219 | General Grocery | 226205 | 112219 | 085.08.2023 | 60-000-000-14-1415-000C | 172.00 | | | |
| Vendor Total: | | | | | | | | | 6,442.00 |
| 06696 | Pro Staffing Inc. | | | | | | | | |
| Inv# 8727 | Temp Staff for F&B | 225633 | 8727 | 072.07.2023 | 60-612-000-52-5210-000C | 1,103.96 | | | |
| Inv# 8752 | Temp Staff for F&B | 225633 | 8752 | 072.07.2023 | 60-612-000-52-5210-000C | 640.64 | | | |
| Inv# 8770 | Temp Staff for F&B | 225709 | 8770 | 073.07.2023 | 60-612-000-52-5210-000C | 125.84 | | | |
| Inv# 8816 | Temp Staff for F&B | 225873 | 8816 | 081.08.2023 | 60-612-000-52-5210-000C | 545.46 | | | |
| Inv# 8863 | Temp Staff for F&B | 226041 | 8863 | 083.08.2023 | 60-612-000-52-5210-000C | 1,327.04 | | | |
| Inv# 8885 | Temp Staff for F&B | 226195 | 8885 | 085.08.2023 | 60-612-000-52-5210-000C | 1,349.92 | | | |
| Vendor Total: | | | | | | | | | 5,092.86 |
| 06750 | Cruse Jr., Charles D | | | | | | | | |
| Deposit for Dueling Pianos 02/10/24 | | 226159 | 021024 Deposit | 085.08.2023 | 60-000-000-16-1636-000C | 1,350.00 | | | |
| Vendor Total: | | | | | | | | | 1,350.00 |
| 06805 | A Posh Production | | | | | | | | |
| Inv# 213354 | Event Linen and Mini Lights | 225983 | 213354 | 083.08.2023 | 60-612-901-52-5292-000C | 1,450.00 | | | |
| Inv# 213375 | Event Linen and Mini Lights | 225983 | 213375 | 083.08.2023 | 60-612-901-52-5292-000C | 1,450.00 | | | |
| Inv# 213376 | Event Linen | 225983 | 213376 | 083.08.2023 | 60-612-901-52-5292-000C | 1,450.00 | | | |
| Inv# 213414 | Event Linen and Mini Lights | 225983 | 213414 | 083.08.2023 | 60-612-901-52-5292-000C | 2,000.00 | | | |
| Vendor Total: | | | | | | | | | 6,350.00 |
| 06895 | Protect My Ministry, LLC | | | | | | | | |
| MVR Report | | 225634 | 1069117 | 072.07.2023 | 60-418-000-52-5208-000C | 43.00 | | | |
| Background Check | | 225954 | 1079413 | 082.08.2023 | 60-418-902-52-5208-000C | 25.00 | | | |
| Vendor Total: | | | | | | | | | 68.00 |
| 06900 | Two Brothers Coffee Roasters | | | | | | | | |
| Inv# 26351 | Non-Alcoholic Beverages | 226204 | 26351 | 085.08.2023 | 60-000-000-14-1416-000C | 789.30 | | | |
| Inv# 26571 | Non-Alcoholic Beverages | 225890 | 26571 | 081.08.2023 | 60-000-000-14-1416-000C | 420.45 | | | |
| Inv# 26731 | Non-Alcoholic Beverages | 226204 | 26731 | 085.08.2023 | 60-000-000-14-1416-000C | 103.20 | | | |
| Vendor Total: | | | | | | | | | 1,312.95 |
| 06940 | Advocate Health and Hospitals Corporation | | | | | | | | |
| Back Evaluations | | 225811 | 846386 | 081.08.2023 | 60-418-901-52-5208-000C | 66.00 | | | |
| Back Evaluations | | 225811 | 846386 | 081.08.2023 | 60-418-912-52-5208-000C | 66.00 | | | |
| Back Evaluations | | 225811 | 846386 | 081.08.2023 | 60-418-902-52-5208-000C | 637.00 | | | |
| Back Evaluations | | 226061 | 847690 | 084.08.2023 | 60-418-902-52-5208-000C | 66.00 | | | |
| Back Evaluations | | 226061 | 848160 | 084.08.2023 | 60-418-902-52-5208-000C | 146.00 | | | |
| Vendor Total: | | | | | | | | | 981.00 |
| 06960 | Campagna-Turano Bakery Inc. | | | | | | | | |
| Inv# 118011407 | General Grocery | 225593 | 118011407 | 072.07.2023 | 60-000-000-14-1415-000C | 132.84 | | | |
| Inv# 118011564 | General Grocery | 225593 | 118011564 | 072.07.2023 | 60-000-000-14-1415-000C | 299.11 | | | |
| Inv# 118011628 | General Grocery | 225593 | 118011628 | 072.07.2023 | 60-000-000-14-1415-000C | 194.50 | | | |
| Inv# 118011662 | General Grocery | 225593 | 118011662 | 072.07.2023 | 60-000-000-14-1415-000C | 507.92 | | | |
| Inv# 118011730 | General Grocery | 225593 | 118011730 | 072.07.2023 | 60-000-000-14-1415-000C | 525.71 | | | |
| Inv# 118011766 | General Grocery | 225593 | 118011766 | 072.07.2023 | 60-000-000-14-1415-000C | 109.94 | | | |
| Inv# 118011867 | General Grocery | 225593 | 118011867 | 072.07.2023 | 60-000-000-14-1415-000C | 696.76 | | | |
| Inv# 118011905 | General Grocery | 225673 | 118011905 | 073.07.2023 | 60-000-000-14-1415-000C | 165.49 | | | |
| Inv# 118011975 | General Grocery | 225673 | 118011975 | 073.07.2023 | 60-000-000-14-1415-000C | 398.88 | | | |
| Inv# 118012009 | General Grocery | 225673 | 118012009 | 073.07.2023 | 60-000-000-14-1415-000C | 181.74 | | | |

Fund **Description**
Vendor No **Vendor Name**

| Line Item Description | Check No | Invoice Number | Batch Number | GL Account Number | Amount |
|---|----------|----------------|--------------|-------------------------|-----------|
| Inv# 118012040 General Grocery | 225673 | 118012040 | 073.07.2023 | 60-000-000-14-1415-000C | 472.93 |
| Inv# 118012135 General Grocery | 225747 | 118012135 | 074.07.2023 | 60-000-000-14-1415-000C | 305.36 |
| Inv# 118012200 General Grocery | 225747 | 118012200 | 074.07.2023 | 60-000-000-14-1415-000C | 309.98 |
| Inv# 118012238 General Grocery | 225747 | 118012238 | 074.07.2023 | 60-000-000-14-1415-000C | 106.16 |
| Inv# 118012271 General Grocery | 225747 | 118012271 | 074.07.2023 | 60-000-000-14-1415-000C | 189.68 |
| Inv# 118012304 General Grocery | 225824 | 118012304 | 081.08.2023 | 60-000-000-14-1415-000C | 659.95 |
| Inv# 118012408 General Grocery | 225824 | 118012408 | 081.08.2023 | 60-000-000-14-1415-000C | 105.54 |
| Inv# 118012440 General Grocery | 225824 | 118012440 | 081.08.2023 | 60-000-000-14-1415-000C | 401.32 |
| Inv# 118012545 General Grocery | 225997 | 118012545 | 083.08.2023 | 60-000-000-14-1415-000C | 250.41 |
| Inv# 118012600 General Grocery | 225997 | 118012600 | 083.08.2023 | 60-000-000-14-1415-000C | 124.76 |
| Inv# 118012637 General Grocery | 225997 | 118012637 | 083.08.2023 | 60-000-000-14-1415-000C | 213.69 |
| Inv# 11812676 General Grocery | 225997 | 118012676 | 083.08.2023 | 60-000-000-14-1415-000C | 516.85 |
| Inv# 118012707 General Grocery | 225997 | 118012707 | 083.08.2023 | 60-000-000-14-1415-000C | 78.72 |
| Inv# 118012744 General Grocery | 225997 | 118012744 | 083.08.2023 | 60-000-000-14-1415-000C | 394.14 |
| Inv# 118012841 General Grocery | 225997 | 118012841 | 083.08.2023 | 60-000-000-14-1415-000C | 369.06 |
| Inv# 118012902 General Grocery | 226071 | 118012902 | 084.08.2023 | 60-000-000-14-1415-000C | 643.27 |
| Inv# 118012938 General Grocery | 226071 | 118012938 | 084.08.2023 | 60-000-000-14-1415-000C | 292.52 |
| Inv# 118013007 General Grocery | 226071 | 118013007 | 084.08.2023 | 60-000-000-14-1415-000C | 76.50 |
| Inv# 118013077 General Grocery | 226071 | 118013077 | 084.08.2023 | 60-000-000-14-1415-000C | 583.56 |
| Inv# 118013112 General Grocery | 226144 | 118013112 | 085.08.2023 | 60-000-000-14-1415-000C | 609.99 |
| Inv# 118013206 General Grocery | 226144 | 118013206 | 085.08.2023 | 60-000-000-14-1415-000C | 179.32 |
| Inv# 118013276 General Grocery | 226144 | 118013276 | 085.08.2023 | 60-000-000-14-1415-000C | 259.19 |
| Inv# 151011818 General Grocery | 225997 | 151011818 | 083.08.2023 | 60-000-000-14-1415-000C | 378.84 |
| Inv# 9160006372 General Grocery | 226144 | 9160006372 | 085.08.2023 | 60-000-000-14-1415-000C | 192.09 |
| Vendor Total: | | | | | 10,926.72 |
| 06973 Revels Turf and Tractor, LLC | | | | | |
| Dakota Dump Trailer | 225877 | 269319 | 081.08.2023 | 60-601-000-57-5706-000C | 15,908.54 |
| Turfco Torrent 2 Blower | 225877 | 269319 | 081.08.2023 | 60-601-000-57-5706-000C | 11,086.90 |
| Turfco Torrent 2 Blower | 225877 | 269319 | 081.08.2023 | 60-601-000-57-5706-000C | 11,086.90 |
| Vendor Total: | | | | | 38,082.34 |
| 06989 Zomparelli, Lauren | | | | | |
| Reimbursement - Event Food | 225732 | 071323 | 073.07.2023 | 60-000-000-14-1413-000C | 7.57 |
| Reimbursement - Event Tea Lights | 225732 | 071323 | 073.07.2023 | 60-612-901-53-5390-000C | 10.44 |
| Vendor Total: | | | | | 18.01 |
| 06999 Reliable Fire Equipment Co. | | | | | |
| Inv# 88904 | 225876 | 88904 | 081.08.2023 | 60-000-000-54-5441-000C | 1,090.00 |
| Vendor Total: | | | | | 1,090.00 |
| 07015 TRUE Collective LLC | | | | | |
| Shoes and Navy Pants | 225646 | 711016 | 072.07.2023 | 60-000-000-14-1431-000C | 61.50 |
| Shoes and Navy Pants | 225646 | 711080 | 072.07.2023 | 60-000-000-14-1431-000C | 115.50 |
| Vendor Total: | | | | | 177.00 |
| 07021 SavATree, LLC | | | | | |
| Storm Damage Removal of Trees | 225879 | 12860907 | 081.08.2023 | 60-601-000-54-5419-000C | 3,607.50 |
| Vendor Total: | | | | | 3,607.50 |
| 07083 BoardTronics | | | | | |
| 8 Station Output Board for LTC Plus Sattelites | 226068 | 8952600 | 084.08.2023 | 60-601-000-53-5343-000C | 213.79 |
| Vendor Total: | | | | | 213.79 |
| 07084 O'Toole III, Thomas | | | | | |
| Inv# 4120 Ice Cream Sundae Bar | 226030 | 4120 | 083.08.2023 | 60-612-901-52-5292-000C | 949.90 |
| Inv# 4154 Event Dessert | 226103 | 4154 | 084.08.2023 | 60-612-901-52-5292-000C | 692.30 |

| Fund | Description | Vendor No | Vendor Name | Line Item Description | Check No | Invoice Number | Batch Number | GL Account Number | Amount |
|---------------|--|-----------|-------------------|-------------------------|-------------------------|----------------|--------------|-------------------|-----------|
| Vendor Total: | | | | | | | | | 1,642.20 |
| 07086 | Water Utilities Services, INC | | | | | | | | |
| | Rainbird Sprinklers and Solenoids | 226055 | 0109361-IN | 083.08.2023 | 60-601-000-53-5343-000C | | | | 974.00 |
| Vendor Total: | | | | | | | | | 974.00 |
| 07094 | EZ-Toyz Incorporated | | | | | | | | |
| | Hard Drive | 226230 | 27827 | 091.09.2023 | 60-000-000-53-5312-000C | | | | 669.85 |
| | Inv #27857 | 226230 | 27857 | 091.09.2023 | 60-000-000-57-5701-000C | | | | 14,862.60 |
| Vendor Total: | | | | | | | | | 15,532.45 |
| 07158 | Dreyer Clinic, Inc. | | | | | | | | |
| | Back Evaluations | 225834 | 846533 | 081.08.2023 | 60-418-912-52-5208-000C | | | | 66.00 |
| | Back Evaluations | 225834 | 846533 | 081.08.2023 | 60-418-902-52-5208-000C | | | | 178.00 |
| | Back Evaluations | 225834 | 846764 | 081.08.2023 | 60-418-902-52-5208-000C | | | | 264.00 |
| | Back Evaluations | 225834 | 846764 | 081.08.2023 | 60-418-912-52-5208-000C | | | | 66.00 |
| | Back Evaluations | 226081 | 847747 | 084.08.2023 | 60-418-902-52-5208-000C | | | | 66.00 |
| Vendor Total: | | | | | | | | | 640.00 |
| 07159 | Xerox Corporation | | | | | | | | |
| | AGC Clubhouse 070723-080623 | 225903 | 0100160004001_082 | 081.08.2023 | 60-000-000-52-5211-000C | | | | 523.50 |
| | AGC Clubhouse 080723-090623 | 226209 | 0100160004001_092 | 085.08.2023 | 60-000-000-52-5211-000C | | | | 523.50 |
| Vendor Total: | | | | | | | | | 1,047.00 |
| 07188 | L&FF LLC | | | | | | | | |
| | Inv# 1358 Event Desserts | 225621 | 1358 | 072.07.2023 | 60-612-901-52-5292-000C | | | | 180.00 |
| Vendor Total: | | | | | | | | | 180.00 |
| 07198 | Oak Brook Park District | | | | | | | | |
| | Exec Asst Webinar on Minute Taking | 226031 | 080923 | 083.08.2023 | 60-000-000-54-5432-000C | | | | 4.97 |
| Vendor Total: | | | | | | | | | 4.97 |
| 07199 | Branded Bills LLC | | | | | | | | |
| | Hats | 226140 | INV0274430 | 085.08.2023 | 60-000-000-14-1431-000C | | | | 592.26 |
| Vendor Total: | | | | | | | | | 592.26 |
| 07239 | Hurley, Peter G. | | | | | | | | |
| | Mileage Reimbursement for June 2023 | 225695 | 063023 | 073.07.2023 | 60-000-000-54-5422-000C | | | | 68.45 |
| | Mileage Reimbursement for July 2023 | 225936 | 073123 | 082.08.2023 | 60-000-000-54-5422-000C | | | | 70.74 |
| Vendor Total: | | | | | | | | | 139.19 |
| 07252 | Curry, Sean | | | | | | | | |
| | Reimbursement for Gordon Foods Inv# 7532382 225755 | 071723 | 074.07.2023 | 60-000-000-14-1411-000C | | | | | 78.60 |
| | Reimbursement for Gordon Foods Inv# 7532382 225755 | 071723 | 074.07.2023 | 60-000-000-14-1415-000C | | | | | 256.52 |
| | Reimbursement for Gordon Foods Inv# 7532382 225755 | 071723 | 074.07.2023 | 60-000-000-14-1414-000C | | | | | 61.98 |
| Vendor Total: | | | | | | | | | 397.10 |
| 07280 | Simplot AB Retail Inc. | | | | | | | | |
| | August Chicagoland T-Pass 2023 | 225881 | 080123 | 081.08.2023 | 60-601-000-53-5335-000C | | | | 18,157.38 |
| | September Chicagoland T-Pass 2023 | 226279 | 090123 | 091.09.2023 | 60-601-000-53-5335-000C | | | | 18,157.35 |
| | Sureguard | 226047 | 238001097 | 083.08.2023 | 60-601-000-52-5210-000C | | | | 584.50 |
| | Komeen & Clear Cast | 226047 | 238001122 | 083.08.2023 | 60-601-000-52-5210-000C | | | | 501.44 |
| | Moisture Meter | 226047 | 238001233 | 083.08.2023 | 60-601-000-53-5342-000C | | | | 995.00 |
| | Avalon | 226047 | 238001296 | 083.08.2023 | 60-601-000-53-5335-000C | | | | 284.80 |
| Vendor Total: | | | | | | | | | 38,680.47 |

Fund **Description**
Vendor No **Vendor Name**

| Line Item Description | Check No | Invoice Number | Batch Number | GL Account Number | Amount |
|--|----------|----------------|--------------|-------------------------|------------|
| 07287 Fireside Industries, Inc. Vibe Tumblers Club Championship Tee Gift | 225688 | SO-86855 | 073.07.2023 | 60-611-000-52-5210-0000 | 1,120.24 |
| Vendor Total: | | | | | 1,120.24 |
| 07293 Muscat Painting and Decorating AGC Clubhouse Painting | 225626 | 06292023-1 | 072.07.2023 | 60-000-000-57-5701-0000 | 77,878.00 |
| Vendor Total: | | | | | 77,878.00 |
| 07299 Brown, Connie Inv# 000187 Ice Cream for Sale | 225746 | 000187 | 074.07.2023 | 60-000-000-14-1414-0000 | 870.60 |
| Vendor Total: | | | | | 870.60 |
| 07304 Da Silva, Ivone K Inv# AGC-07102387 Floral for Event | 225756 | AGC-07102387 | 074.07.2023 | 60-612-901-52-5292-0000 | 685.00 |
| Vendor Total: | | | | | 685.00 |
| Fund Total: | | | | | 610,148.98 |
| 70 Information Technology 00160 Cable Plus Inc. Cat 6 Wire for New Rectrac Pay System | 226223 | 1076335 | 091.09.2023 | 70-000-000-53-5305-0000 | 680.00 |
| Vendor Total: | | | | | 680.00 |
| 00888 SBRK Finance Holding, Inc. Credit Memo for on Premise Maintenance 04012 225640 | | CM-000423 | 072.07.2023 | 70-000-000-52-5240-0000 | -10,336.81 |
| Cloud Subscription INV-012772 041423-033124 225640 | | INV-012772 | 072.07.2023 | 70-000-000-52-5240-0000 | 19,984.03 |
| Cloud Implementation Fee TM INV-006559 225640 | | TM INV-006559 | 072.07.2023 | 70-000-000-52-5240-0000 | 15,750.00 |
| Vendor Total: | | | | | 25,397.22 |
| 05743 Advanced Intelligence Engineering Monitor Adapter for Finance | 225734 | 13350 | 074.07.2023 | 70-000-000-53-5305-0000 | 59.16 |
| Laptop for Special Events Manager | 225734 | 13351 | 074.07.2023 | 70-000-000-53-5305-0000 | 1,584.24 |
| Replacement Barcode Scanner for Clocktower C | 225734 | 13352 | 074.07.2023 | 70-000-000-53-5305-0000 | 208.63 |
| Monthly Support August 2023 | 225907 | 13375 | 082.08.2023 | 70-000-000-52-5240-0000 | 20,648.40 |
| Barcode Scanner for PPFC | 226060 | 13420 | 084.08.2023 | 70-000-000-53-5305-0000 | 156.44 |
| Mary Lubko Center - Front Desk POS Station | 226060 | 13421 | 084.08.2023 | 70-000-000-53-5305-0000 | 84.00 |
| Replacement Monitor for Special Events Manager | 226060 | 13422 | 084.08.2023 | 70-000-000-53-5305-0000 | 238.45 |
| Replacement POS Monitor for Clocktower | 226129 | 13423 | 085.08.2023 | 70-000-000-53-5305-0000 | 383.22 |
| Replacement Monitors for MLC | 226212 | 13438 | 091.09.2023 | 70-000-000-53-5305-0000 | 290.66 |
| Springbrook Migration to Cloud Project Labor | 226212 | 13448 | 091.09.2023 | 70-000-000-52-5240-0000 | 1,710.00 |
| Vendor Total: | | | | | 25,363.20 |
| 06228 Voyant Communications IS&T 070123-073123 | 225649 | 0030832230701 | 072.07.2023 | 70-000-000-52-5262-0000 | 16.62 |
| IS&T 08/01/23-08/31/23 | 225973 | 0030832230801 | 082.08.2023 | 70-000-000-52-5262-0000 | 16.63 |
| IS&T 090123-093023 | 226292 | 0030832230901 | 091.09.2023 | 70-000-000-52-5262-0000 | 16.62 |
| Vendor Total: | | | | | 49.87 |
| Fund Total: | | | | | 51,490.29 |
| 75 Health Insurance 00270 Flexible Benefit Service Corp. Flex/Cobra Admin Fees for June 2023 | 225762 | FBS-639132 | 074.07.2023 | 75-000-000-52-5274-0000 | 60.00 |
| Flex/Cobra Admin Fees - July 2023 | 226170 | FBS-664246 | 085.08.2023 | 75-000-000-52-5274-0000 | 106.00 |
| Vendor Total: | | | | | 166.00 |

Fund **Description**
Vendor No **Vendor Name**

| Line Item Description | Check No | Invoice Number | Batch Number | GL Account Number | Amount |
|--|----------|----------------|--------------|-------------------------|--------------|
| 06726 Dearborn Life Insurance Company | | | | | |
| Foundation% Insurance August 2023 | 225833 | F024990-1 0823 | 081.08.2023 | 75-000-000-12-1221-000C | 6.48 |
| WDSRA% Insurance August 2023 | 225833 | F024990-1 0823 | 081.08.2023 | 75-000-000-12-1222-000C | 12.92 |
| Retiree Vision Insurance August 2023 | 225833 | F024990-1 0823 | 081.08.2023 | 75-000-000-21-2137-000C | 45.58 |
| Group Term Life Insurance August 2023 | 225833 | F024990-1 0823 | 081.08.2023 | 75-000-000-52-5230-000C | 2,259.72 |
| Vision Insurance August 2023 | 225833 | F024990-1 0823 | 081.08.2023 | 75-000-000-52-5231-000C | 1,234.72 |
| Foundation% Insurance September 2023 | 226227 | F024990-1 0923 | 091.09.2023 | 75-000-000-12-1221-000C | 6.48 |
| WDSRA% Insurance September 2023 | 226227 | F024990-1 0923 | 091.09.2023 | 75-000-000-12-1222-000C | 12.92 |
| Group Term Life Insurance September 2023 | 226227 | F024990-1 0923 | 091.09.2023 | 75-000-000-52-5230-000C | 2,126.90 |
| Vision Insurance September 2023 | 226227 | F024990-1 0923 | 091.09.2023 | 75-000-000-52-5231-000C | 1,222.76 |
| Retiree Vision Insurance September 2023 | 226227 | F024990-1 0923 | 091.09.2023 | 75-000-000-21-2137-000C | 45.58 |
| EAP for August 2023 | 225833 | F024990-2 0823 | 081.08.2023 | 75-000-000-52-5231-000C | 642.56 |
| EAP for September 2023 F024990-2 | 226227 | F024990-2 0923 | 091.09.2023 | 75-000-000-52-5231-000C | 615.68 |
| Vendor Total: | | | | | 8,232.30 |
| Fund Total: | | | | | 8,398.30 |
| Report Total: | | | | | 2,293,103.34 |



Wheaton Park District

Wheaton Park District Board of Commissioners
BUILDINGS, GROUNDS AND FINANCE
SUBCOMITTEE MEETING MINUTES
Wednesday June 7, 2023, 5:00 p.m.
Arrowhead Golf Club
Wheaton, IL 60187

CALL TO ORDER –

President Kelly called the meeting to order at 5:01 p.m., Commissioner Frey, Commissioner Mee, Commissioner Morrill, Commissioner Pecharich and Commissioner Vires were present.

Commissioner Barrett was absent.

Staff Present included: Executive Director Benard, Executive Assistant Siciliano, Director of Parks & Planning Sperl, Superintendent of Parks and Planning Hinchee, Director of Special Facilities Bendy, Director of Athletics & Facilities Novak, Director of Finance Simpson, Assistant Finance Director Meger, Director of Marketing Wilhelmi, Director of Recreation Beyer,

DISCUSSION ITEMS

Finance and Administration

- 1. 2022 Annual Comprehensive Financial Report for the Wheaton Park District – Presentation**
by Seldon Fox Ltd
Annual Financial Report Fund Bottom Line Comparison 2009-2022

Ed Tracy of Seldon Fox Ltd. introduced himself and reviewed Seldon Fox's history of public sector experience. Tracy stated that this is their first year completing the Wheaton Park District's Financial Report under this contract but has worked with the park district in the past. He reported that the process went well with only one small adjustment of \$35. They tested our internal controls to identify any weaknesses and nothing significant was identified. Tracy stated that our books were in good order and no management letter was needed. Commissioner Morrill asked if he thought the park district was in good financial shape. Tracy responded that he thought the district was in good condition.

2. Investment of Wheaton Park District Funds – Presentations by Wheaton Bank & Trust and PMA

Wheaton Bank & Trust CEO Bob Hutchinson, Beth Papini and John Young gave a short presentation. Hutchinson stated that Wheaton Bank and Trust has a long history with the Wheaton Park District with several deposits and investments which are all collateralized in excess of the FDIC limits. Wheaton Bank & Trust made a dedicated effort to offer a Municipal Money Market Account, which the district takes advantage of. Today's rate for this is 5.181%. We currently have a ladder CD schedule with them, with one CD rolling off this month. The proceeds of this CD will be deposited into the MaxSafe Municipal Money Market Account. President Kelly asked if our MaxSafe Municipal Money Market Account is insured. Hutchinson stated it is FDIC insured up to \$3.75 million dollars after that it is collateralized by the bank with government securities. Hutchinson thanked the board for their time and said that they appreciate our business.

Courtney Soesbe Vice President of PMA gave a brief history of PMA. She stated that they strategically diversify across allowable sectors using a ladder approach. She stated that 25% is invested in CD's and 75% is in Treasuries. She stated that their team is tenured. Commissioner Vires asked about liquid rates. Soesbe stated that they keep a small amount in liquid rates. Vires asked about the inverted yield curve. Soesbe stated that it is a slow growth with unemployment being low. The Fed is expected to bump the rate one more time in June but should come down by the end of the year. Rates increased by 2% this time last year. Soesbe stated that by taking investment out 2-3 years at the 4% rate we will have this rate locked in should things fall. They like to have investments spread out over intervals. President Kelly asked if the liquid fund is collateralized. Soesbe said no, but the investments are collateralized. Executive Director Benard stated that \$4.2 million will roll off in August. We would need to change our Investment policy to move funds it to the IPRIME fund, a high yield account offered through PMA. This fund contains high-grade commercial paper, and our current policy does not allow for this type of investment. Benard thought that the board should review this between now and when they roll off. President Kelly asked Soesbe if the BMO Harris Bank CD was one CD or a pool with BMO, Soesbe stated that it was one collateralized CD.

3. Wheaton Park District Board of Commissioners General Practices & Policies – Review of Proposed Amendments

Benard stated that it is a best practice to review this policy periodically. There are only a few cosmetic changes to this policy including changing the time of the board meeting from 7:00 p.m. to 5:00 p.m. and adding a reference to the Local Government Efficiency Act. This item will appear on the June 21 Board Meeting Agenda.

4. Wheaton Park District Advertising and Sponsorship Policies – Review of Proposed Amendments

Benard stated this policy review and update was another housekeeping item. The proposed updates were reviewed. This item will appear on the June 21 Board Meeting Agenda.

Persons with disabilities requiring reasonable accommodation to participate in this meeting should contact the park district's ADA Compliance Officer, Michael Benard, at the park district's Administrative Office, 102 E. Wesley Street, Wheaton, IL Monday through Friday from 8:30 am until 4:30 pm at least 48 hours prior to the meeting. Requests for a qualified ASL interpreter require five (5) working days advance notice. Telephone number 630.665.4710; fax number 630.665.5880.

Buildings and Grounds

1. Community Center Interior Renovation Project Phase II – Design Presentation by Williams Architects and Direct Fitness Solutions

Scott Morlock from Williams Architects provided a design status update for the project. Benard stated that the color schemes presented today are not finalized. Tim Brennan and Mike Munson from Direct Fitness Solutions stated that the biggest change is going to be the amount of space dedicated for cardio machines. People are now utilizing free weights more than cardio so more room will be dedicated to free weights, they are also adding a recovery area. Commissioner Morrill asked if the City of Wheaton has communicated any concerns with the design. Morlock stated that they are following all codes.

Commissioner Frey left at 5:55 p.m.

The locker rooms and The Zone and office areas were discussed. Commissioner Pecharich stated that everything looked great and apparently staff listened to their customers, but she was concerned with the cost of the locker rooms. President Kelly stated that he isn't convinced that the locker rooms will cost as much as they are projecting. We could also do some value engineering to reduce costs. We will bid the locker rooms as an alternate with construction to begin in January. If most of the board wants to pay less for them then we can have the architect re-design them. The new sauna and spa are an ADA requirement since current ones do not meet current standards. Commissioner Morrill said that he is asked by members of Parks Plus Fitness Center if we can add a steam room, so he thought this was a good addition to the locker rooms. He said it looks like a lot of plumbing will need to be moved and understood that this is costly. Commissioner Mee stated he is in favor of the locker rooms not only as a board member but as a member. He thinks this will attract new members. Tom Poulos from Williams Architects stated that upgraded locker rooms are a big need and want from customers, he thinks it will attract members.

Final designs will be presented to the Park Board prior to bids being released.

2. Community Center Parking Lot Renovation Project – Review of Bid Results and Recommendation

President Kelly stated that we only had 2 bidders out of the 30 plan holders. The low bid amount came in under budget from a reputable contractor. Commissioner Pecharich asked if we would ever cancel the bids and go back out to bid due to the low number of bids received. Kelly stated we could, but he wouldn't advise it in this case. Superintendent of Planning Hinchee stated that they had a walk through pre bid, and no one showed up. Both bidders are very close except on Alternate One. Commissioner Morrill verified with staff that the work will be completed beginning in late August. Mee was not in favor of the island to re-direct traffic. He asked staff if there was a traffic study or data that would show a need for it. Benard stated we are relying on the staff that work there that see the traffic flow every day. Mee said that he has never seen any problems there. Commissioner Morrill stated that when that parking lot was built it was built

Persons with disabilities requiring reasonable accommodation to participate in this meeting should contact the park district's ADA Compliance Officer, Michael Benard, at the park district's Administrative Office, 102 E. Wesley Street, Wheaton, IL Monday through Friday from 8:30 am until 4:30 pm at least 48 hours prior to the meeting. Requests for a qualified ASL interpreter require five (5) working days advance notice. Telephone number 630.665.4710; fax number 630.665.5880.

purposely that way to have two exits for emergencies. Benard said that this design maintains both exits. Morrill was not opposed to the island. President Kelly said that we can break out the motion if the board wants to separate the island from the rest of the project. This item will appear on the June 21 Board Meeting Agenda.

3. **Hoffman Park Playground Safety Surface Replacement Project** – Review of Bid Results and Recommendation

Bid results were reviewed. There were no questions from the board. This item will appear on the June 21 Board Meeting Agenda.

4. **Cosley Zoo Visitor Center Deck Replacement Project** – Review of Bid Results and Recommendation

President Kelly stated that this contractor has worked for us before and is a local company. Commissioner Pecharich asked what we were replacing. Benard stated we are keeping the parts of the deck that are good and only replacing what needs to be. Not the entire deck. This item will appear on the June 21 Board Meeting Agenda.

5. **Rathje Park Preschool Roof Replacement Project** – Review of Bid Results and Recommendation

Benard stated Redfeather was the lowest bidder. President Kelly stated that this is being replaced at the recommendation of the company that inspects our roofs. Commissioner Morrill asked what we use the Rathje House for and is it used often. Director of Recreation Beyer said that it is well used for preschool and camps. Morrill asked staff for a report on how cost effective it is to keep this facility. This item will appear on the June 21 Board Meeting Agenda.

6. **Atten Park / Springbrook Creek Shoreline Stabilization Project** – Review of Grant Application Proposal for IEPA 319 Program

Director of Parks & Planning Sperl stated that the Wheaton Sanitary District was approved for a grant to stabilize the Springbrook creek through their property. Benard stated that staff is seeking the boards approval to apply for the same grant to complete a similar shoreline restoration project on the portions of Springbrook Creek that runs between Atten Park and the Cantigny Youth Links Property. The board agreed that a grant application could be made and Cantigny be invited to participate. Staff will follow up.

7. **Special Event / Rental Alcohol Sales** – Review of Proposal for Special Event and Rental Related Alcohol Sales in Memorial Park and Central Athletic Complex

Benard stated that these events occur annually, and all prior events have been successfully and safety conducted. Arrowhead staff maintain control of all alcohol sales. There were no questions from the board. This item will appear on the June 21 Board Meeting Agenda.

Additional Discussion Items

1. Purchasing Residency

Benard stated that a non-park district resident inquired about purchasing residency so they would be able to register for programs/camps during the resident priority registration period which begins two weeks prior to non-resident general registration. President Kelly was not in favor of allowing any household who could annex into the park district this option. President Kelly was in favor of this if they were paying as much as the taxpayer. Commissioner Morrill and Mee were also in favor if it was fair to the taxpayers. Staff will follow up.

2. Park Grant

Benard stated that he would like to redirect staff's efforts for the Park Grant application from the Community Center Phase 2 project to the historic structures (Girl Scout Cabin, Boy Scout Cabin, Boat House and Warming Shelter) project. The board previously received a report on the renovation costs of these structures which were significant. This grant would pay 75%. The board agreed.

ADJOURNMENT

Commissioner Mee moved to adjourn the meeting at 6:52 p.m. Seconded by Commissioner Vires. Motion carried by voice vote.



Wheaton Park District

**Wheaton Park District Board of Commissioners
BUILDINGS, GROUNDS AND FINANCE
SUBCOMMITTEE MEETING MINUTES
Wednesday July 5, 2023, 5:00 p.m.
DuPage County Historical Museum
Wheaton, IL 60187**

CALL TO ORDER –

President Kelly called the meeting to order at 5:00 p.m., Commissioner Frey, Commissioner Mee, Commissioner Morrill, and Commissioner Vires were present.

Commissioner Barrett, and Commissioner Pecharich were absent.

Staff Present included: Executive Director Benard, Executive Assistant Siciliano, Director of Parks & Planning Sperl, Superintendent of Parks and Planning Hinchee, Director of Special Facilities Bendy, Director of Athletics & Facilities Novak, Director of Finance Simpson, Director of Recreation Beyer

DISCUSSION ITEMS

Buildings and Grounds

1. **Community Center Interior Renovation Project Phase II – Design Presentation by Williams Architects and Direct Fitness Solutions**

Carrie Kotera from Williams Architect gave a brief presentation that included updates to Parks Plus Fitness Center, the locker rooms and The Zone and office areas. Commissioner Kelly stated that we will go out to bid a week from Friday. The bid documents for this are 95% complete. The locker rooms will be bid as an alternate to give the board more flexibility on approving the bids.

2. **Americans With Disabilities Act Access Audit and Transition Plan – Review of Proposal from the WT Group**

John McGovern from the WT Group outlined his background, credentials and provided an summary of the proposed project cope and related costs. Commissioner Vires verified with Staff that the contract with WT would be paid for from proceeds from the specific tax levy that funds ADA compliance costs and Special Recreation Association membership. President Kelly asked how often we are required to do this. Executive Director Benard said that while there is no set requirement on frequency, having an up-to-date transition plan is a best practice for managing related liability and that it is required as a part of our agency accreditation program. McGovern advised of the potential liabilities for agencies that do not have a current audit and transition plan in place. Commissioner Morrill asked how we did on the last plan we had. Director of Parks & Planning Sperl said that McGovern will assess our compliance progress since our last audit but he

Persons with disabilities requiring reasonable accommodation to participate in this meeting should contact the park district's ADA Compliance Officer, Michael Benard, at the park district's Administrative Office, 102 E. Wesley Street, Wheaton, IL Monday through Friday from 8:30 am until 4:30 pm at least 48 hours prior to the meeting. Requests for a qualified ASL interpreter require five (5) working days advance notice. Telephone number 630.665.4710; fax number 630.665.5880.

estimates 60% project completion. Sperl explained that new facilities have been added since the last plan was implemented and will be folded into the updated plan. This item will appear on the July 19th Board Meeting Agenda.

3. **Briar Patch Park Renovation Project** – Review of Bid Results for Backstop Replacement

Benard reported that the district has prior experience with the low bidder, Proline Fence. An OSLAD Grant was awarded for improvements at Briar Patch Park which will reimburse up to 50% of the costs. This item will appear on the July 19th Board Meeting Agenda.

4. **Briar Patch Park Renovation Project** – Review of Engineering Additional Services Costs

Benard said that the additional services costs were due to the alterations to the pickle ball court design that were discussed at a previous meeting. No further discussion.

5. **Mary Lubko Center Roof Rehabilitation Project** – Review of Bid Results

Benard reported that the low bidder was Metalmaster Roofmaster. Commissioner Frey asked if it's an all-metal roof. Sperl said yes and added that the existing roof is metal. Commissioner Kelly asked staff to negotiate plywood costs. He also asked that we talk to the attorney about negotiating roof deck work on a time and material basis. Benard stated that we will accept the base bid and negotiate the rest. This item will appear on the July 19th Board Meeting Agenda.

6. **Arrowhead Golf Club Equipment Purchases** – Review of Contemplated Purchases, Cooperative Purchase Program and Quotes

Benard stated that these items are on the budgeted equipment replacement schedule. This item will appear on the July 19th Board Meeting Agenda.

7. **Arrowhead Golf Club Asphalt Replacement Project** – Review of Bid Results

Benard stated that we have never used Obsidian Asphalt, but Superintendent of Planning Hinchee checked their references, and they all came back positive. Staff will work with the contractor to not disrupt business during the project. This item will appear on the July 19th Board Meeting Agenda.

8. **Arrowhead Golf Club Kitchen Equipment Purchase** – Review of Quotes

Benard stated that this deep fryer is replacing the original deep fryer that was purchased when the building was built. This item will appear on the July 19th Board Meeting Agenda.

9. **Arrowhead Golf Club Security Camera System Upgrade** – Review of Quote

Director of Special Facilities Bendy stated that we are adding a few additional cameras and recording devices. Commissioner Mee was pleased with the LPR (License Plate Reader) cameras. This item will appear on the July 19th Board Meeting Agenda.

10. Cosley Zoo Fence Replacement Project – Review of Bid Results

Commissioner Frey asked if we have done business with Action Fence before. Sperl said we have. President Kelly asked if we checked the unit cost. Hinchee stated that it is a custom wood fence, and he wasn't sure why the other bidders came in so high. Sperl said that the other bidders are general contractors who don't specialize in fencing and maybe that was the reason. This item will appear on the July 19th Board Meeting Agenda.

11. Community Center Interior Renovation Project Phase I - Review of Change Order No. 3

President Kelly stated that the floor in the Northside Room on the second floor was wavy. After some investigation it was learned that it was due to the condition of the slab under the flooring. The manufacturer has agreed to provide new material for no cost, and Efraim will replace it for no charge, however we will pay for the self-leveling compound that needs to be put under the new flooring, which generated this change order. This will be installed in mid-August. This item will appear on the July 19th Board Meeting Agenda.

Finance and Administration

1. Investment of Wheaton Park District Funds – Review of Investment Strategy

Commissioner Vires reported that our policy requires that we match investment timing with cash flow needs. We received good CD rate offers from Wheaton Bank & Trust so he and staff agree on proceeding. Commission Vires asked about potential arbitrage on bond proceeds based on the higher rates of return on short term investments. Benard stated that we spend down the proceeds of bonds within the prescribed spending window which mitigates this concern. In addition, all of our annual issues qualify for the small issue exemption from arbitrage. There Board agreed with this approach. There is no further board action contemplated and staff will carry out the investments as described.

ADJOURNMENT

Commissioner Mee moved to adjourn the meeting at 5:33 p.m. Seconded by Commissioner Vires. Motion carried by voice vote.



Wheaton Park District

Wheaton Park District Board of Commissioners Meeting Minutes

Wednesday July 19, 2023, 5:00 p.m.

City of Wheaton Council Chambers 303 W. Wesley Street Wheaton, Illinois

CALL TO ORDER – President Kelly called the meeting to order at 5:00 p.m. Frey, Mee, Morrill, Pecharich, and Vires were present.

Commissioner Barrett was absent.

COMMUNITY INPUT

The following Wheaton Park District residents and non-residents provided public comment concerning Wheaton Park District General Use Ordinance Section 2.8 “Use of Restrooms, Washrooms, and Locker Rooms.”

Wheaton Park District Residents:

Jennifer Castino 0N61 Pierce Ave, Wheaton IL
Susan Booten 1640 Wadsworth, Wheaton, IL
Kieth Booten 1640 Wadsworth, Wheaton, IL
Kate Wasserman 1639 Lauden Place, Wheaton, IL
Minette Vogt 1639 Watham Place, Wheaton, IL
Steph Hochstetler 1534 Blackburn Street, Wheaton IL
Jessica McGee-Darling, 1503 Darwin Lane, Wheaton IL
Reverend Kelly Brady, 432 Ranch Rd, Wheaton, IL
Mike Flynn, 2081 Wexford Circle, Wheaton, IL
Amy Erkinswick, 1762 Manchester Road, Wheaton, IL
Patty Cross, 1512 Coolidge Ave, Wheaton, IL
David Goldberg, 1113 E. Elm, Wheaton, IL
Liz Alvert, 1017 Penny Lane, Wheaton, IL

Wheaton Park District Non-residents:

Janelle Bledsoe, 770 Western Ave, Glen Ellyn, IL
De Bailey 1815 Howell Lane, Hanover Park, IL
Julie Breen, 2S705 Mayfield Lane, Glen Ellyn, IL
Reverend Monika Moro, Lombard IL
Carrie Dahlby, 27W505 Sunnyside Ave. Winfield IL

Public comment concluded at 6:00 pm

CONSENT AGENDA

- A. Approval of the Disbursements totaling \$1,036,559.45 for the period beginning June 14, 2023, and ending July 11, 2023
- B. Approval of the Disbursements totaling \$534,781.14 for the period beginning June 14, 2023, and ending July 11, 2023
- C. Approval of the Regular Meeting Minutes June 21, 2023

Commissioner Mee moved to approve the consent agenda as presented. Seconded by Commissioner Vires.

Motion passed by roll call vote.

Ayes: Frey, Mee, Morrill, Pecharich, Vires Kelly

Nays: None

Abstain: None

Absent: Barrett

UNFINISHED BUSINESS

None

NEW BUSINESS

1. Americans With Disabilities Act Access Audit and Transition Plan

Commissioner Frey moved to approve the proposal from The WT Group, LLC Accessibility Practice in an amount not to exceed \$99,575.50. Seconded by Commissioner Pecharich.

John McGovern from WT Group stated that there will be an evaluation of all parks and facilities, there will be community engagement and they will work with WDSRA and Wheaton Park District staff. He said that the WT Group completed the prior transition plan for the park district in 2011. This audit and transition plan are part of the accreditation process.

Motion passed by roll call vote.

Ayes: Frey, Mee, Morrill, Pecharich, Vires Kelly

Nays: None

Abstain: None

Absent: Barrett

2. Briar Patch Park Renovation Project

Commissioner Mee moved to approve the base bid from Proline Fence for the total amount of \$119,812 and a 10% contingency of \$11,981.20. Seconded by Commissioner Morrill. No discussion.

Motion passed by roll call vote.

Ayes: Frey, Mee, Morrill, Pecharich, Vires Kelly

Nays: None

Abstain: None

Absent: Barrett

3. Briar Patch Park Renovation Project

Commissioner Frey moved to approve additional services for Briar Patch Park in the amount of \$1,000 from Engineering Resource Associates. Seconded by Commissioner Pecharich. No discussion.

Motion passed by roll call vote.

Ayes: Frey, Mee, Morrill, Pecharich, Vires Kelly

Nays: None

Abstain: None

Absent: Barrett

4. Mary Lubko Center Roof Rehabilitation Project

Commissioner Mee moved to approve the base bid of \$224,382 from Metalmaster Roofmaster along with a 10% contingency of \$22,438.20. Seconded by Commissioner Morrill. No discussion.

Motion passed by roll call vote.

Ayes: Frey, Mee, Morrill, Pecharich, Vires Kelly

Nays: None

Abstain: None

Absent: Barrett

5. Arrowhead Golf Club Equipment Purchases

Commissioner Frey moved to approve the purchase of a Toro Groundsmaster 4000-D (T4) mower at a cost of \$86,222.20 through the National Intergovernmental Purchasing Alliance (NIPA) contract #2017025 Seconded by Commissioner Vires

Commissioner Pecharich moved to approve a Dakota 550 Dump Trailer at a cost of \$15,908.54 from Revels Turf and Tractor. Seconded by Commissioner Morrill

Commissioner Vires moved to approve Turfco Torrent II blowers at a cost of \$22,173.80 (\$11,086.90 each) from Revels Turf and Tractor. Seconded by Commissioner Mee.

No discussion.

Motion passed by roll call vote.

Ayes: Frey, Mee, Morrill, Pecharich, Vires Kelly

Nays: None

Abstain: None

Absent: Barrett

6. Arrowhead Golf Club Asphalt Replacement Project

Commissioner Frey moved to approve Bid item #1 Cart paths and Bid item #3 the Parking lot entrance for a total of \$81,900 along with a 10% contingency of \$8,190. Seconded by Commissioner Morrill.

Commissioner Frey asked if staff had an estimated start date. Director of Special Facilities Bendy said it will be in the fall.

Motion passed by roll call vote.

Ayes: Frey, Mee, Morrill, Pecharich, Vires Kelly

Nays: None

Abstain: None

Absent: Barrett

7. Arrowhead Golf Club Kitchen Equipment Purchase

Commissioner Mee moved to approve the purchase of a Henny Penny Deep Fryer from Gator Chef in the amount of \$22,583.16. Seconded by Commissioner Frey.

Motion passed by roll call vote.

Ayes: Frey, Mee, Morrill, Pecharich, Vires Kelly

Nays: None

Abstain: None

Absent: Barrett

8. Arrowhead Golf Club Security Camera System Upgrade

Commissioner Pecharich moved to approve \$14,862.60 on an upgraded security system with Platinum CCTV Seconded by Commissioner Morrill. No discussion.

Motion passed by roll call vote.

Ayes: Frey, Mee, Morrill, Pecharich, Vires Kelly

Nays: None

Abstain: None

Absent: Barrett

9. Cosley Zoo Fence Replacement Project

Commissioner Frey moved to approve the base bid of \$26,200 from Action Fence Contractors along with a 10% contingency of \$2,620. Seconded by Commissioner Mee. No discussion.

Motion passed by roll call vote.

Ayes: Frey, Mee, Morrill, Pecharich, Vires Kelly

Nays: None

Abstain: None

Absent: Barrett

10. Community Center Interior Renovation Project Phase I

Commissioner Vires moved to approve change order #3 with a net increase in the contract amount not to exceed \$12,206.17 for Efraim Carlson. Seconded by Commissioner Frey. Motion passed by voice vote.

11. Cream of Wheaton Payment to the City of Wheaton

Commissioner Mee moved to approve payment to the City of Wheaton for special event support services for the Cream of Wheaton \$20,435.12 seconded by Commissioner Pecharich.

Commissioner Mee thanked the City of Wheaton for their support with this event.

Motion passed by roll call vote.
Ayes: Frey, Mee, Morrill, Pecharich, Vires Kelly
Nays: None
Abstain: None
Absent: Barrett

REPORTS FROM STAFF

Executive Director Benard stated that the board was provided with financial reports for the three foundations that support park district facilities, they include Cosley Zoo, DuPage County Historical Museum and Play For All. The neighbor night document for Cosley Zoo was also provided to the board.

Benard stated that staff provided a report regarding the city ordinance which includes the distribution of TIF 3 monies that were previously collected from the park districts tax levy that will be returned to the park district in an approximate amount of \$293,000.

Commissioner Mee stated that the recreation report provided an excellent operational review and testimonials.

Commissioner Morrill stated the reports are fantastic and shows great interest in our programs. Both reports are exceptional. We should indicate that we receive the foundation audits in our minutes.

President Kelly surprised and pleased to see the increase in popularity in fall baseball.

Commissioner Frey voiced his appreciation for our athletic department volunteer coaches.

Commissioner Mee stated that the participation and revenue in our athletic leagues increased significantly in 2021. Mee was impressed with the department meeting their goals. He was pleased that staff continued to earn their certifications. He thanked the athletic volunteers for their time with the athletic programs.

Commissioner Morrill stated that zoo participation and donation dollars are impressive. July 3rd fireworks were phenomenal and had never seen the park so full. Morrill congratulated staff on a successful Red, White and Blue Baseball and Softball tournament with 105 teams playing. Congratulations to the Spring Lacrosse under 10 year old state champions. Congratulations to the Lifeguarding Staff and Managers for another successful safety audit.

Commissioner Mee stated that the zoo 2023 revenues exceeded 2022 revenues. Cosley Foundation continues to successfully fund raise for the parking lot. He thanked the Lions club for their grant donation. Arrowhead continues to receive positive reviews and feedback from wedding parties. Arrowhead golf rounds were 5,000 more than this time last year. He was impressed with the increase in campers and congratulated the recreation department on a job well done. Parks Plus Fitness continues to increase its membership.

Commissioner Vires commended staff on evacuating Memorial Park in time at the Friday night concert, in advance of the storm going through.

President Kelly attended the Jay Allen Benefit Concert, he thanked the Vivoda family for bringing Jay Allen to Wheaton for this concert, we raised quite a bit of money for the Alzheimer's Foundation.

ADJOURNMENT

At 6:25 p.m., Commissioner Mee moved to adjourn the meeting. Commissioner Frey seconded. Motion passed by voice vote.



Wheaton Park District

**Wheaton Park District Board of Commissioners
SPECIAL MEETING MINUTES
Monday August 14, 2023, 5:00 p.m.
DuPage County Historical Museum
102 E. Wesley Street, Wheaton, IL 60187**

CALL TO ORDER

President Kelly called the Special Meeting to order at 5:00 p.m., Commissioner Frey, Commissioner Morrill, Commissioner Pecharich and Commissioner Vires were present. Commissioner Barrett and Commissioner Mee attended via Zoom Teleconference

Staff Present included: Executive Director Benard, Executive Assistant Siciliano, Director of Parks & Planning Sperl, Superintendent of Parks and Planning Hinchee, Director of Special Facilities Bendy, Director of Athletics & Facilities Novak

NEW BUSINESS

1. Commissioner Remote Meeting Participation

Commissioner Vires moved to approve remote meeting participation for Commissioners Terry Mee and Bill Barrett. Seconded by Commissioner Frey.

President Kelly stated that our policy requires the board to approve remote participation in the meeting.

Motion passed by roll call vote.

Ayes: Morrill, Pecharich, Vires, Frey and Kelly

Nays: None

Abstain: Mee and Barrett

Absent: None

Persons with disabilities requiring reasonable accommodation to participate in this meeting should contact the park district's ADA Compliance Officer, Michael Benard, at the park district's Administrative Office, 102 E. Wesley Street, Wheaton, IL Monday through Friday from 8:30 am until 4:30 pm at least 48 hours prior to the meeting. Requests for a qualified ASL interpreter require five (5) working days advance notice. Telephone number 630.945-7726; fax number 630.665.5880; email dsiciliano@wheatonparks.org



2. **Resolution 2023-05**

Commissioner Frey moved to approve Resolution 2023-05 authorizing the purchase of certain real estate from Aldersgate United Methodist Church – Purchase price \$1,065,000. Seconded by Commissioner Vires. No discussion.

Motion passed by roll call vote.

Ayes: Barrett, Mee, Morrill, Pecharich Vires Frey and Kelly

Nays: None

Abstain: None

Absent: None

3. **Community Center Interior Renovations Project Phase 2 / Construction Bid**

Commissioner Frey moved to approve the base bid and alternates 1, 2 & 4 from Stuckey Construction for an amount of \$3,945,000 and a 10% contingency in the amount of \$394,500. Seconded by Commissioner Vires.

President Kelly stated that this contingency allows the Building & Grounds Subcommittee Chair the ability to approve charges that we might incur before the next regular board meeting. The charges will then be approved at the next Regular Board Meeting by the full board.

Commissioner Pecharich asked Kelly to elaborate on the costs associated with the locker rooms. Kelly stated that if we do any renovations beyond painting, we have to bring the locker rooms up to the current codes. There is a lot of mechanical, electrical, plumbing (MEP) work involved in the renovations to the locker rooms included which equals \$585,000, locker count was doubled \$100,000, ceramic tile throughout the whole locker rooms/showers \$300,000, entire plumbing costs \$250,000 and new ceiling \$40,000. The mechanical work will cost \$600,000. Adding the steam room and making the spa handicapped accessible is also adding to the cost.

Commissioner Mee said that, as a long time Parks Plus Fitness Center member, he supports all the amenities that are being done. He has heard a lot of excitement amongst the other fitness center members on the upgrades.



Motion passed by roll call vote.

Ayes: Barrett, Mee, Morrill, Pecharich Vires Frey and Kelly

Nays: None

Abstain: None

Absent: None

4. Community Center Interior Renovations Project Phase 2 / Agreement Between Owner and Architect

Commissioner Vires moved to approve an agreement between owner and architect between the Wheaton Park District and Williams Architects for the Community Center Interior Renovations Project Phase 2 for an amount equal to 9% of the lowest qualified bid including all additive alternates. Seconded by Commissioner Mee. No discussion.

Motion passed by roll call vote.

Ayes: Barrett, Mee, Morrill, Pecharich Vires Frey and Kelly

Nays: None

Abstain: None

Absent: None

5. Community Center Interior Renovations Project Phase 2 / Parks Plus Fitness Center Equipment Bid

Commissioner Frey moved to approve the bid from Direct Fitness Solutions for the purchase of fitness equipment in the amount of \$498,412. Seconded by Commissioner Pecharich. No discussion.

Motion passed by roll call vote.

Ayes: Barrett, Mee, Morrill, Pecharich Vires Frey and Kelly

Nays: None

Abstain: None

Absent: None



Wheaton Park District

6. Cosley Zoo Landscape Timber Replacement Project

Commissioner Pecharich moved to approve the quote from Best Way Landscaping for the completion of the Cosley Zoo Timber Replacement Project at a cost of total of \$25,962 plus a contingency of \$2,596. Seconded by Commissioner Morrill. No discussion.

Motion passed by roll call vote.

Ayes: Barrett, Mee, Morrill, Pecharich Vires Frey and Kelly

Nays: None

Abstain: None

Absent: None

ADJOURNMENT

At 5:12 p.m., Commissioner Vires moved to adjourn to closed session for the purpose of discussing Appointment, Employment, Compensation, Discipline, Performance, or Dismissal of Specific Employees, 5ILCS 120/2 (c)(1), Purchase or Lease of Real Property, 5ILCS 120/2 (c)(5), Pending, Probable or Imminent Litigation, 5ILCS 120/2 (c)(11). Commissioner Frey seconded.

Motion passed by roll call vote.

Ayes: Barrett, Mee, Morrill, Pecharich Vires Frey and Kelly

Nays: None

Abstain: None

Absent: None

Persons with disabilities requiring reasonable accommodation to participate in this meeting should contact the park district's ADA Compliance Officer, Michael Benard, at the park district's Administrative Office, 102 E. Wesley Street, Wheaton, IL Monday through Friday from 8:30 am until 4:30 pm at least 48 hours prior to the meeting. Requests for a qualified ASL interpreter require five (5) working days advance notice. Telephone number 630.945-7726; fax number 630.665.5880; email dsiciliano@wheatonparks.org



create.
discover.
play.

**Board of
Commissioners**

John Kelly
John Vires
William Barrett
Bob Frey
Terry A. Mee
Linda Pecharich

Executive Director
Michael Benard
630.510.4945

Community Center
630.690.4830

Administration
102 E. Wesley St.
Wheaton, IL 60187



**BUILDINGS GROUNDS & FINANCE SUBCOMMITTEE
MEETING SCHEDULE 2023
Updated September 20, 2023**

The Wheaton Park District Board of Commissioners Buildings Grounds and Finance Subcommittee meetings for the year 2023 will be held on the following dates. The Buildings Grounds and Finance Subcommittee meetings typically will take place on the first Wednesday of each month at the DuPage County Historical Museum 102 E. Wesley Street, Wheaton, IL, Beginning at 5:00 p.m. Please note deviations below in bold.

| | |
|---------------------|---|
| January 4 | Buildings Grounds & Finance Meeting |
| February 8 | Building Grounds & Finance Meeting (Second Wednesday of the month) |
| March 1 | Buildings Grounds & Finance Meeting |
| April 12 | Building Grounds & Finance Meeting Second Wednesday of the month at Arrowhead Golf Club |
| May 3 | Buildings Grounds & Finance Meeting |
| June 7 | Buildings Grounds & Finance Meeting |
| July 5 | Buildings Grounds & Finance Meeting |
| August 2 | Buildings Grounds & Finance Meeting - CANCELED |
| September 6 | Buildings Grounds & Finance Meeting RESCHEDULED |
| September 13 | Buildings Grounds & Finance Meeting Second Wednesday of the month at Arrowhead Golf Club |
| October 4 | Buildings Grounds & Finance Meeting at Arrowhead Golf Club |
| November 1 | Buildings Grounds & Finance Meeting at Arrowhead Golf Club |
| December 6 | Buildings Grounds & Finance Meeting at Arrowhead Golf Club |

Respectfully Submitted

Michael Benard
Board Secretary

Persons with disabilities requiring reasonable accommodation to participate in this meeting should contact the park district's ADA Compliance Officer, Michael Benard, at the park district's Administrative Office, 102 E. Wesley Street, Wheaton, IL Monday through Friday from 8:30 am until 4:30 pm at least 48 hours prior to the meeting. Requests for a qualified ASL interpreter require five (5) working days advance notice. dsiciliano@wheatonparks.org or Telephone number 630.510.4944 fax number 630.665.5880



create.
discover.
play.

**Board of
Commissioners**

John Kelly

John Vires

William Barrett

Bob Frey

Terry A. Mee

Linda Pecharich

Executive Director

Michael Benard
630.510.4945

Community Center
630.690.4880

Administration
102 E. Wesley St.
Wheaton, IL 60187



REGULAR & SPECIAL MEETING SCHEDULE 2023
Updated September 20, 2023

The Wheaton Park District Board of Commissioners regular meetings for the year 2023 will be held on the following dates. The regular board meetings typically will typically take place on the third Wednesday of each month in the City of Wheaton City Council Chambers, 303 W. Wesley Street, Wheaton, IL. All meetings will begin at 5 p.m. Please note deviations below in bold.

| | |
|-----------------------|---|
| January 18 | Regular Meeting |
| February 15 | Regular Meeting |
| March 15 | Regular Meeting |
| April 19 | Regular Meeting |
| May 17 | Regular Meeting |
| June 7 | Special Meeting- Meeting location is at the DuPage County Historical Museum 102 E. Wesley Street |
| June 21 | Regular Meeting |
| July 19 | Regular Meeting |
| August 9 | Special Meeting- Meeting location is at the DuPage County Historical Museum 102 E. Wesley Street RESCHEDULED |
| August 14 | Special Meeting- Meeting location is at the DuPage County Historical Museum 102 East Wesley Street |
| August 16 | Regular Meeting CANCELED |
| September 20 | Regular Meeting |
| October 18 | Regular Meeting RESCHEDULED |
| October 25 | Regular Meeting |
| November 15 | Regular Meeting |
| December 20 | Regular Meeting |

Respectfully Submitted,

Michael Benard
Board Secretary

Persons with disabilities requiring reasonable accommodation to participate in this meeting should contact the park district's ADA Compliance Officer, Michael Benard, at the park district's Administrative Office, 102 E. Wesley Street, Wheaton, IL Monday through Friday from 8:30 am until 4:30 pm at least 48 hours prior to the meeting. Requests for a qualified ASL interpreter require five (5) working days advance notice.
dsiciliano@wheatonparks.org or Telephone number 630.510-4944 fax number 630.665.5880

**WHEATON PARK DISTRICT
RESOLUTION NO. 2023-06**

**A RESOLUTION APPROVING THE FILING FOR A PETITION FOR ANNEXATION WITH THE CITY OF
WHEATON FOR PROPERTY LOCATED AT 0N239 GARY AVENUE, WHEATON, ILLINOIS.**

WHEREAS, the Wheaton Park District ("Park District") owns property located at 0N239 Gary Ave., Wheaton, Illinois, in unincorporated DuPage County, PIN 05-08-408-014 (the "Subject Property"); and

WHEREAS, the Park District owns property on three sides of the Subject Property, all of which are in the incorporated limits of the City of Wheaton; and

WHEREAS, the Board of Commissioners believes it is in the best interests of the Park District and the public to have the Subject Property also be within the corporate limits of the City of Wheaton.

NOW, THEREFORE, IT IS HEREBY RESOLVED by the Board of Park Commissioners of the Wheaton Park District, DuPage County, Illinois as follows:

Section 1. The Park Board finds that all of the recitals contained in the preamble to this Resolution are true and correct and does hereby incorporate them in this Resolution by this reference as though fully set forth herein.

Section 2. The Park Board hereby directs the Park District staff and its attorneys to file a Petition for Annexation of the Subject Property with the City of Wheaton and seek annexation of the Subject Property.

Section 3. This Resolution shall be in full force and effect from and after its adoption as provided by law.

Adopted this 20th day of September 2023, by a roll call vote:

AYES:

NAYS:

ABSENT:

ABSTAIN:

ATTEST:

President, Board of Park Commissioners

Secretary, Board of Park Commissioners

STATE OF ILLINOIS)
) SS.
COUNTY OF DUPAGE)

SECRETARY'S CERTIFICATE

I, the undersigned, do hereby certify that I am the Secretary of the Board of Park Commissioners of the Wheaton Park District, DuPage County, Illinois, and as such official, I am keeper of the records, ordinances, resolutions, files, and seal of said Park District; and,

I HEREBY CERTIFY that the foregoing instrument is a true and correct copy of:

A RESOLUTION APPROVING THE FILING FOR A PETITION FOR ANNEXATION WITH THE CITY OF WHEATON FOR PROPERTY LOCATED AT 0N239 GARY AVENUE, WHEATON, ILLINOIS.

adopted at a duly called Regular Meeting of the Board of Park Commissioners of the Wheaton Park District, held in the City of Wheaton City Council Chambers, 303 W. Wesley St., Wheaton, IL, in said District at 5:00 p.m. on the 20th day September 2023.

I FURTHER CERTIFY that the deliberations of the Board on the adoption of said resolution were conducted openly, that the vote on the adoption of said resolution was taken openly, that said meeting was called and held at a specified time and place convenient to the public, that notice of said meeting was duly given to all of the news media requesting such notice, that said meeting was called and held in strict compliance with the provisions of the Open Meetings Act of the State of Illinois, as amended, and with the provisions of the Park District Code of the State of Illinois, as amended, and that the Board has complied with all of the provisions of said Act and said Code and with all of the procedural rules of the Board.

IN WITNESS WHEREOF, I hereunto affix my official signature and the seal of the Wheaton Park District in said District this 20th day of September 2023.

Secretary
Board of Park Commissioners
Wheaton Park District

TO: Board of Commissioners

FROM: Rob Sperl, Director of Parks & Planning
Steve Hinchee, Superintendent of Planning

THROUGH: Michael Benard, Executive Director

RE: Briar Patch Park Tennis and Pickleball Courts, and Outdoor Fitness Equipment

DATE: September 7, 2023



SUMMARY:

As a part of the planned OSLAD Grant improvements for Briar Patch Park, the following site improvements were put out for construction bids. The Base Bid included: remove and replace two tennis courts/fencing, three new pickleball courts/fencing, asphalt access sidewalks, grading and drainage. The Alternate Bid included: new outdoor adult fitness equipment, surfacing, sidewalks, site grading.

Plans and specifications were prepared by staff and sent to contractors on August 4, 2023. Bids were opened on August 22, 2023. The results were as follows:

| Contractor | Base Bid | Alternate #1 |
|----------------------|--------------|--------------|
| Innovation Landscape | \$818,941.79 | \$218,500.28 |

Staff spoke with many of the plan holders who indicated that they are booked for the rest of this year and next spring is their first opportunity for this work. The goal was to complete this work this fall. Additionally, our consulting engineer reviewed the bid proposal worksheet and feels some of the line items appear high and there may be some duplication.

PREVIOUS COMMITTEE/BOARD ACTION:

N/A

REVENUE OR FUNDING IMPLICATIONS:

| | Budget | Actual | |
|---------------------------|-----------|--------------|--|
| Existing Contracted Costs | | | |
| Backstop Fencing | \$85,000 | \$119,812.00 | * Additional \$20,000 Dist. Wide Fence |
| Playground Surface | \$80,000 | \$91,480.00 | |
| Shelter Improvements | | \$6,000.00 | Roofing complete to date |
| A/E Design | \$15,000 | \$27,700.00 | |
| Subtotal | \$180,000 | \$244,992 | |

| | | | |
|-------------------------------------|------------------|--------------------|--|
| | | | |
| Bid Proposal from Innovation | Budget | Proposed | |
| Tennis Courts (repave) | \$150,000 | \$818,941.79 | |
| Pickleball Courts | \$100,000 | inc. above | Included in tennis bid |
| Site work/detention | \$0 | inc. above | |
| Outdoor Fitness | \$75,000 | \$218,500.28 | Includes equipment, install and surfacing |
| Subtotal | \$325,000 | \$1,037,442 | |
| | | | |
| Remaining Estimated Costs | Budget | Estimated | |
| Shelter Improvements | \$100,000 | \$100,000 | Could be reduced to at least half in house |
| Landscape Improvements | \$25,000 | \$25,000 | Could be reduced to at least half in house |
| CPA Report | \$5,000 | \$5,000 | |
| Subtotal | \$130,000 | \$130,000 | |
| Grand Total | \$635,000 | \$1,412,434 | With proposed bid amount |
| | | | |
| Existing Funding Sources | | | |
| OSLAD Grant funding | \$317,500 | | |
| 50% Match out of capital | \$317,500 | | FY 2023 Account 40-800-806-57-5701-0000 |
| *Dist. Wide Fence | \$20,000 | | FY 2023 Account 20-101-000-53-5301-0000 |
| 18% of const. budget for ADA | \$110,700 | | FY 2023 Account 40-000-000-12-1224-0000 |
| DCEO Grant | \$200,000 | | |
| Total Funds | \$965,700 | | |

STAKEHOLDER PROCESS:

N/A

LEGAL REVIEW:

Our legal counsel provided the front-end bid documents and sample legal agreement that will be used with the selected bidder.

ATTACHMENTS:

Briar Patch Park Improvements Map.

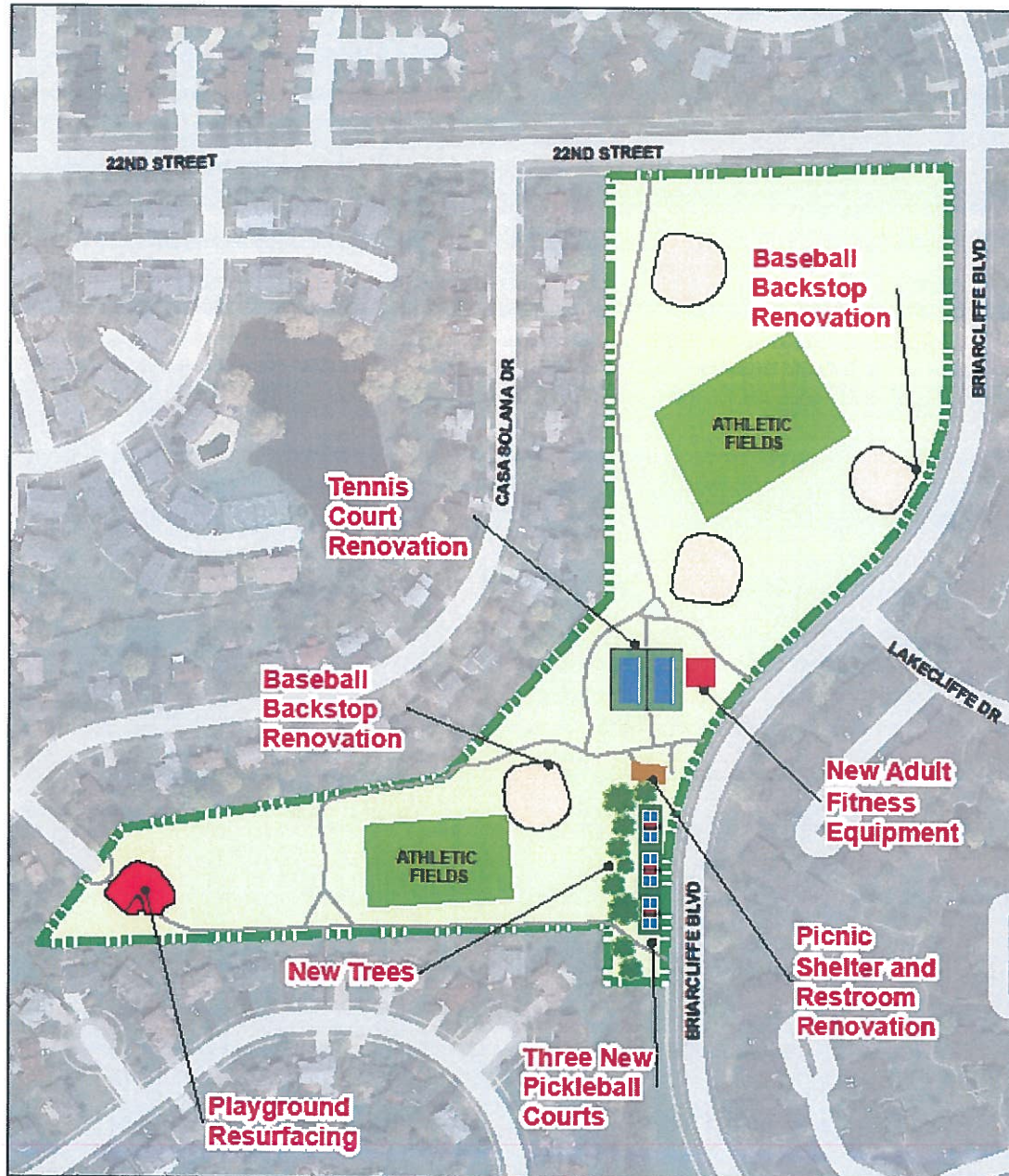
ALTERNATIVES:

- Re-bid for spring/ summer 2024 construction- Staff believes the timing would yield better pricing.
- Re-budget for 2024 construction with larger budget amounts
- Talk to IDNR about rising costs and see if there is potential to increase grant funds.
- Take out alternate 1 for fitness equipment and construct that area in-house.
- Break apart various parts of construction and bid separately to save GC mark-up (this could pose problems in terms of timing and coordination)
- Scale back phases that have not been completed (shelter & landscape) and do the work in-house.

RECOMMENDATION:

It is recommended that the Wheaton Park District Board of Commissioners reject the bid from Innovation Landscape and direct staff to rebid the work for spring of 2024.

**Wheaton Park District
Briar Patch Park Improvements**



Briar Patch Park



TO: Board of Commissioners

FROM: Rob Sperl, Director of Parks and Planning
Steve Hinchee, Superintendent of Planning

THROUGH: Michael Benard, Executive Director

RE: Community Center Parking Lot Repaving – Change Order 1

DATE: August 25, 2023



SUMMARY:

Work on the Community Center parking lot has begun. The first phase of construction includes the parking lot along the north side of the building. Two small changes have been recommended for this phase.

| | |
|---|------------|
| Replace 50 feet of curb to drain properly | \$2,760.00 |
| Thicken asphalt in loading dock area | \$7,126.10 |

PREVIOUS COMMITTEE/BOARD ACTION:

A contract with Abbey Paving in the amount of \$1,669,010 was approved at the June 21, 2023, Board meeting.

REVENUE OR FUNDING IMPLICATIONS:

The original contract was \$1,669,010. Additionally, the Board approved a 10% (\$166,901) contingency for this project. The approved changes total \$9,886.10 which makes the new contract amount \$1,678,896.10.

STAKEHOLDER PROCESS:

Community Center staff has been a part of the design process.

LEGAL REVIEW:

N/A

ATTACHMENTS:

Abbey quotes dated 8/22/23 & 8/24/23

ALTERNATIVES:

N/A

RECOMMENDATION:

Staff recommends the Wheaton Park District Board of Commissioners approve change order 1 in the amount of \$9,886.10 with Abbey Paving.



1949 County Line Road • Aurora, IL 60502
630.585.7220 • f: 630.585.7216

August 22, 2023

Wight & Company
2500 N. Frontage Rd.
Darien, IL 60561

Attn: David Evans

Re: Wheaton Park District Community Center Parking Lot

David,

Below you will find the costs associated with removing and replacing a section of curb at the front entrance to the community center in order to eliminate a ponding issue.

Please let me know if you require any additional information.

Sincerely,

Owen B. Smith

Cost - \$2,760.00

Includes:

- Remove and replace appx. 50 lf of existing B6.12 curb and gutter
- See attached spreadsheet

Date: 8/22/2023

Remove and replace 50' of curb at front entrance to eliminate parking

Item Description

| Pay Day Rates: | | Monday - Friday Hours | | | Saturday Hours | | Summary |
|----------------|-----|-----------------------|------|---------|----------------|-------------|---------|
| Classification | Reg | Ovt | Dbl | Ovt | Dbl | | |
| Laborer | 8 | 8 to 12 | 12 + | 10 | 10 + | Dbl all day | |
| Teamster | 8 | 8 + | | all day | | all day | |
| Operator | 8 | 8 + | | all day | | all day | |
| Mason | 8 | | 8 + | all day | | all day | |
| Carpenter | 8 | 8 + | 8 + | 8 | 8 + | all day | |

A Carpenter working in Will County received DoubleTime after 8 hours

August 24, 2023

Wight & Company
2500 N. Frontage Rd.
Darien, IL 60561

Attn: David Evans

Re: Wheaton Park District Community Center Parking Lot

David,

Below you will find the costs associated with increasing the thickness of the binder in the area of the dumpster pad per your email this afternoon.

Please let me know if you require any additional information.

Sincerely,

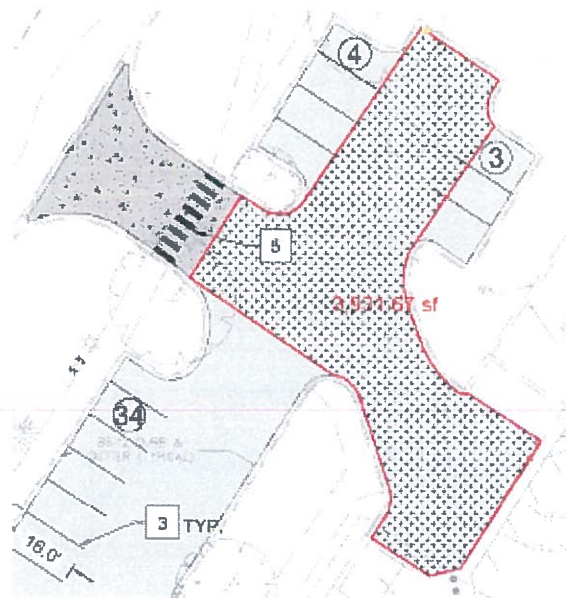


Owen B. Smith

Cost - \$7,126.10

Includes:

- Excavate 3,930 sf @ 2" – 24 cy @ \$57.50/cy - \$1,380.00
- Furnish and install additional 2" of binder course asphalt - \$5,476.10
- See attached spreadsheet



Change Order Breakdown Abbey Paving

Location: Wheaton PD Community Center

Job No: 23-4348

Scope of Work Description:

Date: 8/22/2023

Increase thickness of asphalt at dumpster area to 6", add concrete pad

| Item Description * | Material | | | | Labor | | | | Equipment | | | Total Cost |
|--------------------|----------|------|-----------|-------------|---------|-----------|-----------|-------------|-----------|-----------|-----------|-------------|
| | Qty | Unit | Cost/Unit | Total | MH/Unit | # Man Hrs | Rate | Total | Hrs | Rate | Total | |
| Breakdown Roller | | | | | | | | | 1.00 | \$ 56.00 | \$ 56.00 | \$ 56.00 |
| HMA Paver | | | | | | | | | 1.00 | \$ 255.00 | \$ 255.00 | \$ 255.00 |
| Semi | | | | | | | | | 5.00 | \$ 46.00 | \$ 230.00 | \$ 230.00 |
| Operator Class I | | | | | hr | 1.00 | \$ 118.38 | \$ 118.38 | | | | \$ 118.38 |
| Operator Class III | | | | | hr | 1.00 | \$ 115.22 | \$ 115.22 | | | | \$ 115.22 |
| Laborer | | | | | hr | 5.00 | \$ 93.93 | \$ 469.65 | | | | \$ 469.65 |
| Teamster | | | | | hr | 5.00 | \$ 77.29 | \$ 386.45 | | | | \$ 386.45 |
| Blinder | 53 | Ton | \$ 57.75 | \$ 3,060.75 | | | | | | | | \$ 3,060.75 |
| | | | | | | | | | | | | \$ - |
| | | | | | | | | | | | | \$ - |
| | | | | | | | | | | | | \$ - |
| | | | | | | | | | | | | \$ - |
| Subtotals | | | | \$ 3,060.75 | | | | \$ 1,089.70 | | | \$ 541.00 | \$ 4,691.45 |

Sales Tax \$ -

Subtotal \$ 4,691.45

8% Markup (10%) \$ 469.15

Profit (5%) \$ 234.57

Sub-Subcontractor \$ -

SUBTOTAL \$ 5,395.17

Bond Cost \$ 80.93

Texture Fee \$ -

Total Cost \$ 5,476.10

Sub-Subcontractor Change Work

| Item Description | Total Cost |
|-------------------------|------------|
| | \$ - |
| | \$ - |
| | \$ - |
| Subtotal | \$ - |
| 8% Markup (10%) | \$ - |
| Sub-Subcontractor Total | \$ - |

| Pay Day Rules: | Monday - Friday Hours | | | Saturday Hours | | Sunday Hours | |
|----------------|-----------------------|---------|-----|----------------|------|--------------|----------------------------|
| Classification | Reg | Ovt | Dbt | Ovt | Dbt | Dbt | |
| Laborer | 8 | 8 to 12 | 12+ | 10 | 10 + | all day | follows 2 / 4 / 8 rule |
| Teamster | 8 | 8 + | | all day | | all day | follows 2 / 4 / 8 rule |
| Operator | 8 | 8 + | | all day | | all day | follows 2 / 8 rule |
| Mason | 8 | | 8 + | all day | | all day | follows 2 / 8 rule |
| Carpenter | 8 | 8 + | 8 + | 8 | 8 + | all day | follows 2 / 4 / 8 / 8 rule |

*A Carpenter working in Will County received Doubletime after 8 hours

TO: Board of Commissioners

FROM: Rob Sperl, Director of Parks and Planning
Steve Hinchee, Superintendent of Planning

THROUGH: Michael Benard, Executive Director

RE: 2023 Gasoline and Diesel Fuel Supply and Delivery Bid

DATE: August 22, 2023



SUMMARY:

The district bids out fuel supply and delivery every three years. Fuel is stored in tanks located at the Park Services Center and Arrowhead Golf Course. Collectively, we use approximately 30,000 gallons of 87 octane gasoline, and 11,500 gallons of off-road diesel that is combined with a biodiesel for cleaner emissions.

With our limited ability to store large quantities of fuel and the fluctuating prices, fuel prices are tied to the wholesale published "OPIS" (Oil Price Information Service) rate. This rate is updated daily and is specific to the Midwest. Since this rate is consistent between the different vendors, our bids are based on a price adjustment factor which is essentially the cost to deliver the fuel to our sites.

Separate pricing was requested for both locations and products, however both vendors provided uniform pricing. Specifications were prepared by staff and sent to 21 vendors. Bids were solicited on August 8, 2023, and they were opened on August 22, 2023. The results were as follows:

| Contractor | 2023 Contract |
|-------------------|-------------------|
| Feece Oil Co. | +0.198 per gallon |
| AL Warren Oil Co. | +0.200 per gallon |

This pricing would be effective from December 1, 2023 through November 30, 2024, with the contract issued on an annual basis with the option to renew yearly for up to two years. Feece Oil Co. has been our fuel supply and delivery vendor since 2017, and we have been satisfied with their performance.

REVENUE OR FUNDING IMPLICATIONS:

- \$130,250 is budgeted for total park district fuel and delivery within the current 2023 fiscal year, and also the same for the upcoming 2024 fiscal year. The budget breakdown is \$75,000 for the Parks Department (Acct. #10-101-000-53-5348-0000); and \$55,250 for Arrowhead Golf Course (Acct. #60-601-000-53-5348-0000).
- Non-fuel lubricants, motor oil and anti-freeze are not included in this budget.

STAKEHOLDER PROCESS:

Staff mechanics for both the Parks Services Center and Arrowhead Golf Course were consulted on this bid.

LEGAL REVIEW:

Standard bid documents and agreements were used.

ATTACHMENTS:

N/A

ALTERNATIVES:

N/A

RECOMMENDATION:

It is recommended that the Wheaton Park District Board of Commissioners approve the proposal from Feece Oil Co. for the 2023-2024 Gasoline and Diesel Fuel Supply and Delivery in the amount of the OPIS rate of +\$0.198 per gallon.

TO: Board of Commissioners

FROM: Rob Sperl, Director of Parks and Planning
Steve Hinchee, Superintendent of Planning

THROUGH: Michael Benard, Executive Director

RE: 2023 Graf Park Fence Projects

DATE: September 6, 2023



SUMMARY:

Several sections of deteriorating, chain-link boundary fence have been identified throughout Graf Park. These include the replacement of the fencing along the railroad tracks, (on both the park and Monroe Middle School sides of the property), and along the DuPage County Fairgrounds boundary line. Additionally, a small fence and gate, needed for security under the press box for the football field, needs to be replaced.

Bids were solicited on August 3, 2023, and opened on August 24, 2023. The results were as follows:

| Contractor | <u>Base Bid A</u> Graf Park Boundary Fence | <u>Base Bid B</u> Graf Park Press Box Fence | BASE BID TOTAL (Graf Park Boundary & Press Box) | <u>Alternate #1</u> School Boundary Fence | <u>Alternate #2</u> Fairground Boundary Fence |
|--------------------------|---|--|--|--|--|
| Northern IL Fence | \$12,536.92 | \$6,740.00 | \$19,276.92 | \$21,736.15 | \$19,805.38 |
| Paramount Fence | \$15,590 | \$7,248 | \$22,838 | \$22,780 | \$27,972 |
| Proline Fence | \$18,612 | \$5,792 | \$24,404 | \$28,442 | \$27,412 |
| Action Fence | \$21,900 | \$6,720 | \$28,620 | \$31,800 | \$35,200 |
| Tiles in Style/Taza | \$20,920 | \$8,876 | \$29,796 | \$34,020 | \$23,592 |

Staff recommends proceeding with the base bid and alternate #1

Northern Illinois Fence has successfully completed projects for the park district in the past.

PREVIOUS COMMITTEE/BOARD ACTION:

An intergovernmental agreement was approved in 2013 with CUSD 200 for the lease, construction, recreational use and maintenance of the synthetic turf field (as well as related improvements and equipment).

REVENUE OR FUNDING IMPLICATIONS:

| Item | Account # | Budget |
|---------------------------|-------------------------|----------|
| Graf Fence along Railroad | 40-800-815-57-5701-0000 | \$50,000 |

STAKEHOLDER PROCESS:

The portion of fencing along the north is related to the overpass that was completed in 2007. Over \$100,000 remaining from that project was retained to pay for associated maintenance and is being held by the park district. Since the fence is a barrier to prevent people from accessing the tracks, we feel the overpass funds can be used for this work.

Staff will speak with CUSD 200 about the possible use of the overpass funds to pay for this work.

LEGAL REVIEW:

Our legal counsel provided the front-end bid documents and sample legal agreement that will be used with the selected bidder.

ATTACHMENTS:

Graf Park Fence Project Layout Plan

Exhibit A from the Intergovernmental Agreement for the Field (Ordinance No. 2013-03)

ALTERNATIVES:

N/A

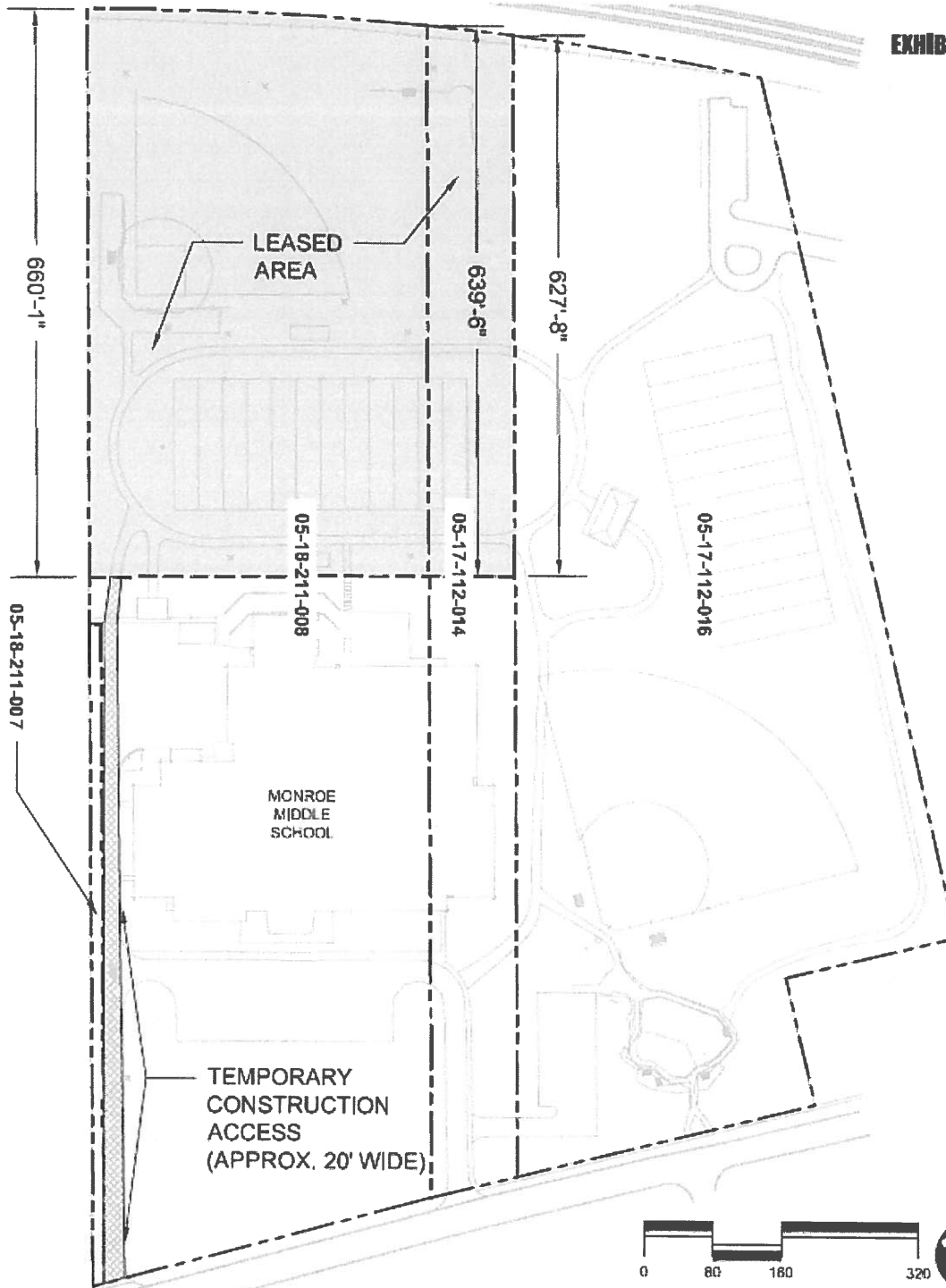
RECOMMENDATION:

It is recommended that the Wheaton Park District Board of Commissioners accept the bid from Northern Illinois Fence for \$41,013.07 with a 10% contingency \$4,100.

Layout Plan



EXHIBIT A



**WHEATON
PARK DISTRICT**
192 E. WILSON AVENUE, CHICAGO, IL 60617
(773) 553-4710

GRAF PARK & MONROE MIDDLE SCHOOL SYNTHETIC TURF LEASED AREA

1 Sheet 1 of 1

| | | | |
|-------------|------|------------|------|
| designed by | 3/13 | revised by | 3/13 |
| checked by | 3/13 | revised by | 3/13 |
| drawn by | 3/13 | revised by | 3/13 |
| approved by | 3/13 | revised by | 3/13 |
| approved by | 3/13 | revised by | 3/13 |

TO: Board of Commissioners

FROM: Rob Sperl, Director of Parks and Planning
Joe Themel, Fleet Manager

THROUGH: Michael Benard, Executive Director

RE: 2023 Lift Truck Replacement

DATE: September 6, 2023



SUMMARY:

We have budgeted to replace our 2011 Ford E350 Lift Truck. This vehicle is primarily used by our electrician to access lights and fixtures throughout the district. This vehicle is also used to store all of their equipment and supplies for electrical maintenance. On occasion this vehicle is used by our conservation manager for tree pruning in accessible areas that are closer to the ground.

It is typically a custom-built vehicle and not something available in stock. We have attempted to obtain a state purchasing price since March and have been unsuccessful. There are few manufacturers of these types of vehicles. We have obtained pricing from two of them. The chassis these are built on is a Ford 350 van. The lift components are substantially similar.

| | |
|----------------------------------|--|
| Duralift/Runnion | \$116,900 |
| Vantel/Utility Sales and Service | \$119,897 |
| Estimated Co-op pricing | \$121,000 (according to the previous contract holders) |

PREVIOUS COMMITTEE/BOARD ACTION:

The board has previously approved vehicle purchases annually through state purchasing when possible and based on vehicle availability. In May 2023, staff was permitted to purchase trucks though a board approved resolution *Ratifying and Approving the Emergency Expenditure of Funds Without Competitive Bidding for the Purchase of Certain Vehicles* with 3 quotes due to the uncertainty of vehicle availability through the state purchasing program.

REVENUE OR FUNDING IMPLICATIONS:

\$138,000 is budgeted for replacement of our current Lift Truck (#1116) in the FY2023 Budget (10-101-000-57-5706-0000).

We will eventually declare the current lift truck surplus and sell it via auction. However, we would like to retain it through the next year to allow us to catch up on tree pruning throughout the district.

STAKEHOLDER PROCESS:

Not applicable.

LEGAL REVIEW:

A new resolution “Ratifying and Approving the Emergency Expenditure of Funds Without Competitive Bidding for the Purchase of Certain Vehicles” similar to what was approved earlier this year for truck purchases has been prepared by our attorney.

ATTACHMENTS:

Comparable pricing
Resolution 2023-07

ALTERNATIVES:

It would be possible to go out to bid for this vehicle. This would require creating specifications that are based on either one of the comparable vehicles. The other bidder would have to be considered an “as equal” bid which may be challenged by the specified bidder. We would likely see higher prices due to bidding requirements such as the need to provide a bid bond that has been a deterrent to bidders on other projects.

RECOMMENDATION:

Staff recommends the Board of Commissioners approve Resolution 2023-07 and the purchase of a 2023 Duralift DVT-29TS Truck through Runnion Equipment Company at a cost not to exceed \$116,900.



RUNNION EQUIPMENT COMPANY

6201 East Ave Hodgkins, IL 60525 (708) 447-3169
1-800-824-6704 FAX (708) 447-3130 www.runnionequipment.com

Wheaton Park District
1000 Manchester Rd
Wheaton, IL 60187
Ph: 630-510-4977
Attn: Joe Themel

August 22, 2023

Quote # JM 674

UNIT# 4975N

Page 1 of 3

We are pleased to offer the following quotation for your consideration:

One (1) **Duralift DVT-29TS** equipped as follows:

- 34' working height
- 21' side reach
- 108" extension
- 370-degree non-continuous rotation
- 350 lbs maximum basket capacity
- Walk-in, side hung basket with cover
- Hydraulic leveling
- Electronic toggle controls at basket
- Pistol grip lower remote control
- Remote switch for lower stow and start/stop
- GFCI outlet at basket
- DC backup
- Fan belt clutch pump kit
- Two (2) dome LED strobe lights
- Four (4) flat LED strobe lights - (2) at front and (2) at rear
- 30"x80" aluminum tail shelf
- Non-slip body floor
- Inclinator
- Backup alarm
- 5 lbs fire extinguisher
- Triangle reflector kit
- 1500W inverter with wiring, fuse, and separation
- 12V battery with cover, straps, and wiring
- Remote 110V outlet with cables
- Wheel chocks

Continued on next page

REC SALES SIGNATURE

DATE

PURCHASER SIGNATURE

DATE



RUNNION EQUIPMENT COMPANY

6201 East Ave Hodgkins, IL 60525 (708) 447-3169
1-800-824-6704 FAX (708) 447-3730 www.runnionequipment.com

Wheaton Park District
1000 Manchester Rd
Wheaton, IL 60187
Ph: 630-510-4977
Attn: Joe Themel

August 22, 2023

Quote # JM 674

UNIT# 4975N

Page 2 of 3

MOUNTED ON:

One (1) 2023 Ford T350 Transit equipped as follows:

- 9,950 lbs GVWR
- 3.5L PFDi V6 flex fuel gasoline engine
- 10-speed automatic transmission with OD and SelectShift.
- Limited slip with 4.10 axle ratio
- 148" wheelbase
- 235/65R 16"C BSW AS tires
- Dual AGM batteries (70 amp-hours each)
- Vinyl dual bucket seats
- Front vinyl floor covering
- Power front windows
- Power remote door locks
- High capacity up-fitter switches on the instrument panel
- Anti-lock brake system
- Bulkhead with window
- SuperSprings suspension
- Air conditioning
- AM/FM stereo radio including Bluetooth, dual USB ports and 4" multi-function display
- Knapheide shelving package

Price: \$116,900.00

Surcharges: Due to supply chain constraints, Duralift does not lock in pricing until 30 days prior to completion. Any price increases that may occur will be passed along to the customer.

All prices F.O.B. Hodgkins, IL and subject to all applicable tax.

Quote valid for 30 days. Due to market volatility any future manufacturer surcharges will be added to price above. Unit subject to prior sale - 10% deposit at time of order.

Balance due upon notification that unit is ready for delivery

Continued on next page

REC SALES SIGNATURE

DATE

PURCHASER SIGNATURE

DATE



RUNNION EQUIPMENT COMPANY

6201 East Ave Hodgkins, IL 60525 (708) 447-3169
1-800-824-8704 FAX (708) 447-3730 www.runnionequipment.com

Whcaton Park District
1000 Manchester Rd
Wheaton, IL 60187
Ph: 630-510-4977
Attn: Joc Themel

August 22, 2023

Quote # JM 674

UNIT# 4975N

Page 3 of 3

SALES ORDER - TERMS AND CONDITIONS OF SALE

This document contains the terms of sale. The entire contract between Seller and Buyer is contained in this Sales Order; no alleged oral promises or conditions not set forth herein shall be binding upon Seller or Buyer, and any prior negotiations between the parties are merged into the terms of this document.

Prices quoted are subject to change without notice in conformity with the Manufacturer's Price List effective at the time of delivery. Prices do not include taxes. Any tax, impost, levy, duty or other charge hereinafter imposed by any government or other authority on this sale will be added to the purchase price as herein noted or any later revision of the purchase price, and will be paid by Buyer unless Buyer provides Seller with a proper tax exemption certificate.

Upon acceptance of this order by Seller, if Buyer fails to perform the terms and conditions hereof, or refuses to accept delivery of the equipment accessories or other items ordered within ten (10) days after notification that same are ready for delivery, the Seller, at its option may retain as liquidated damages all money, trade-ins or other property delivered to Seller by Buyer as down payment hereunder. Buyer will pay any cost of collection for any amount owed to Sellers, including, without limitation, reasonable attorney's fees, court costs and interest in the amount of 1% per month (12% per annum), from the date the amount is due.

Payment is due Seller from the date when Seller is prepared to make delivery. All equipment and material is delivered FOB Seller's plant and title and liability for loss or damage passes to Buyer upon Seller's delivery of the goods to a carrier or shipment to Buyer and any loss or damage thereafter shall not relieve Buyer from any obligation hereunder. Risk of loss for goods shall pass to the Buyer once payment is received by Seller.

Buyer may terminate this contract in whole upon thirty (30) days advance written notice to Seller. In such event, Buyer shall be liable for termination charges. If goods ordered are a standard, manufactured catalog item, Buyer will pay a cancellation charge for each unit cancelled equal the greater of 20% of the purchase order item price or forfeiture of down payment/trade in. If goods are non-standard items built to the Buyer's custom order, Buyer will pay for all cost, direct and indirect incurred and committed for this contract, together with a reasonable allowance for prorated expenses and anticipated profits.

Buyer agrees to comply fully and with all laws and regulation concerning the purchase and sale of goods. In particular, Buyer agrees to comply with all applicable export administration regulations of the United States, including, but not limited to, the Export Administration Act, insofar as they apply to the sale of products.

Buyer shall indemnify and hold harmless Seller, its employees, officers and directors and the respective successors and assigns, from and against any and all liability, damages, claims, causes of actions, losses, costs and expenses (including attorney's fees) of any kind arising out of injuries to any person (including death) or damage to any property caused by or related to the goods or any negligent act or omission of Buyer, its employees and agents.

The validity, performance and construction of this Sales Order, shall be governed by the laws of the State of Illinois, of the United States of America.

Seller shall not be liable, and shall be free from any potential liability for delay in delivery or non-delivery or any failure in shipment caused in whole, or in part, by the occurrence of any contingency beyond control of either Seller or Seller's suppliers including, but not limited to act of war (whether an actual declaration thereof is made or not) act of any government or any agency or subdivision thereof, judicial action, sabotage, insurrection, terrorism, riot or other act of civil disobedience, act of public enemy, failure or delay in transportation, strikes, lockouts, shortage of labor or labor troubles of any kind, accidents, explosion, perils of the sea, fire, earthquake, flood, storm or any other act of God, restrictions or requisitions, shortage of labor, fuel, raw material or machinery or technical failure where Seller has exercised ordinary care in the prevention thereof, failure of manufacturers to deliver, bankruptcy or insolvency of manufacturers or suppliers, suspension of shipping facilities, act or default of any carrier or any other contingency of whatsoever nature beyond Seller's control affecting production, transportation to boarding point, loading, forwarding or unloading in such a situation at destination of the goods covered by this contract including disturbances existing at the time this contract was made. In such a situation, if shipments or delivery is not made during the period contracted for, Buyer shall accept delivery under this contract when shipment is made; provided, however, Buyer shall not be obligated to accept delivery if shipment is not made within a reasonable time after the cessation of the aforementioned impediments or causes. Seller may allocate delivery among Seller's customers.

This order shall not be binding upon Seller until accepted by Seller in writing hereon and when so accepted, the original order with original signatures as given Seller and in Seller's possession shall be conclusive and binding upon the parties hereto.

The Buyer hereby acknowledges receipt of a copy of this Sales Order and Terms and Conditions.

REC SALES SIGNATURE

DATE

PURCHASER SIGNATURE

DATE



412 Randolph Drive, Appleton, Wisconsin, 54911, Office (920) 788-2899 Fax (920) 788-4499

| | |
|-------------------------|--------------------------|
| Quote Type: | Sales Quote |
| Company name: | Wheaton Park District |
| Customer Name: | Joe Themel |
| Customer Email address: | jthemel@wheatonparks.org |
| Quote Date: | 8/22/2023 |
| Vehicle Use: | Aerial |
| Quote Number: | 230204 |
| Drawing#: | Drawing with Order |

| Chassis | | | |
|---------|-------------|--------------------|----------------|
| QTY | Description | Extra Chassis Info | Drive & Engine |
| 1 | Ford 350LR | | 4x2 Gas |

| Aerial | | | |
|--------|-------------|-------------------|----------|
| QTY | Description | Extra Aerial Info | Supplier |
| 1 | VANTEL29-NE | | TIME |

| Other | | | | |
|-------|--------------------------------|-------------------------------------|-----------------|--|
| QTY | Description | Hyper Link to Photo/Drawing | Part Number | Mounting Location/Special Instructions |
| 1 | Fire Extinguisher 5# W/Vehbrkt | Click here to view. | 8500TM | Ship Loose |
| 2 | Rubber Wheel Chocks | Click here to view. | FA-26-R | in Holders |
| 1 | Kit First Aid | Click here to view. | ZZ821M10P | Ship Loose |
| 1 | Bucket Access Step | | 7100092-1 | Tailshelf |
| 1 | Masterack Ladder Rack | | 740007-1 | CS |
| 1 | Interior Steel Partition | | 50-1400-36 | |
| 1 | SmartSpace Interior Shelving | | 89305-1/89301-6 | |
| 1 | Paint Non-Skid Black | Click here to view. | AS-150 | Walking Surfaces |
| 1 | Triangle Reflector Kit | Click here to view. | 20R | Ship Loose |

| Towing | | | | |
|--------|------------------------------------|-----------------------------|-------------|--|
| QTY | Description | Hyper Link to Photo/Drawing | Part Number | Mounting Location/Special Instructions |
| 1 | SuperSprings added to Rear Springs | | SS42FR | Rear Suspension |

| Lights | | | | Main on aux 1 switch. Strobes on aux 2 switch. |
|--------|--|-------------------------------------|----------------|--|
| QTY | Description | Hyper Link to Photo/Drawing | Part Number | Mounting Location/Special Instructions |
| 2 | Beacon LED Extra Low Profile (Superior Signal) | Click here to view. | ZZSY22060ELP-A | Each side of lower boom |
| 2 | SYFLAT Surface Mount Led Strobe Light | Click here to view. | SYFLAT6-AA | Grille |
| 4 | SYFLAT Surface Mount Led Strobe Light | Click here to view. | SYFLAT6-AA | 2 on Tailshelf. 2 on rear of body. |

| Electrical Other Than Lights | | | | |
|------------------------------|---|------------------------------------|-----------------|--|
| QTY | Description | Hyper Link to Photo/Drawing | Part Number | Mounting Location/Special Instructions |
| 1 | Back-Up Alarm Single Function | Click here to view | STA10502W | Normal |
| 1 | 2000 Watt Inverter (Ultimate Power) (Add Batt & Isolator) | Click here to view | ZZUP12/2000PCU1 | Inside back of van. See Pics |
| 1 | Battery Group 65 850CCA Ford | Click here to view | 65-HP | In battery box. |
| 1 | Battery Isolator | Click here to view | 78003B | Under Hood |
| 1 | Parking Brake Interlock | | | |
| 1 | Wire Body Lighting | | | |
| 1 | Install & Wire OEM Backup Camera at Rear | | | Camera on bucket access step. |

| Hydraulic / Connection Parts/PTO & Pump | | | | |
|---|-------------|-----------------------------|-------------|--|
| QTY | Description | Hyper Link to Photo/Drawing | Part Number | Mounting Location/Special Instructions |
| 1 | Clutch Pump | | 700608CPK | |

| USSF Fabrication | | | | |
|------------------|---|-------------|--|--|
| QTY | Description (Put a 1 in QTY for all that apply) | Part Number | Mounting Location/Special Instructions | |
| 1 | Prep Chassis | | | |
| 1 | Fab & Install Boom Support | | | |
| 1 | Fab & Install Bucket Support | | | |
| 11 | Plumb Unit & Fill with LubeTech 22 Hydraulic Oil (Per gallon) | | | |
| 1 | Install Return Filter | | | |
| 1 | ANSI Inspection | | | |
| 1 | DOT Inspection | | | |
| 1 | Clean and Prep for delivery | | | |
| 1 | Stability Test | | | |



412 Randolph Drive, Appleton, Wisconsin, 54912, Office (920) 788-2606 Fax (920) 788-4699

Quote Date: 8/22/2023
Quote No: 230204

Joe Thamel
Wheaton Park District
1000 Manchester Rd, Wheaton, IL 60187

Dear Mr. Joe Thamel,

UTILITY SALES and SERVICE, INC. is pleased to submit the following quote. Please review before signing this purchase contract. After signing this contract, any and all changes will result in a change order. If a change order is required, cost may be added to the total purchase cost.

The above listed customer, Cooperative, or municipality hereby agrees to purchase the Vehicle per Utility Sales and Service, Inc. Quotation No. listed above, and dated above. Further, by executing this agreement, the undersigned asserts that he/she has the authority to commit the resources of the customer listed above.

Pursuant to this agreement, The above listed customer asserts that this sale qualifies for sales tax exemption under _____ And all use of the Vehicle quoted conforms to the Wisconsin Administrative Tax Rule. If ever in the future it is determined that any tax, penalties or interest are due, they are the sole responsibility of the listed customer.

Price Information

| | |
|---|-----------|
| AERIAL, BODY, ACCESSORIES & INSTALLATION: | \$70,918 |
| CHASSIS: Ford 350M.R 4x2 Gas | \$49,070 |
| NET PRICE F.O.B. | \$119,988 |

**WHEATON PARK DISTRICT
RESOLUTION NO. 2023-07**

**A RESOLUTION RATIFYING AND APPROVING THE EMERGENCY EXPENDITURE OF FUNDS
WITHOUT COMPETITIVE BIDDING FOR THE PURCHASE OF A CERTAIN VEHICLE**

WHEREAS, the Wheaton Park District ("Park District") owns, operates, and maintains a fleet of vehicles, and, to help ensure the quality and safety of said vehicles, schedules replacement of vehicles that have reached the end of their expected useful life for Park District operations; and

WHEREAS, after reviewing the current vehicle replacement schedule as well as assessing the Park District's current needs, Park District staff recommends replacing its 2011 Ford E350 Lift Truck and purchasing a new 2023 Duralift DVT-29TS Truck;

WHEREAS, the lift trucks utilized by the Park District are typically custom-built vehicles, with few manufacturers and are not typically available in stock; and

WHEREAS, the Park District typically utilizes the State of Illinois' Joint Purchasing Program or other authorized joint purchasing cooperatives for vehicle purchases; and

WHEREAS, the State of Illinois and other joint purchasing cooperatives have delayed releasing 2023 vehicle pricing on multiple occasions and/or cancelled existing orders due to unexpected price increases and market instability caused by the ongoing COVID-19 pandemic and supply chain related issues, among other reasons; and

WHEREAS, the Park District also learned that the ongoing impacts to pricing, production, and vehicle order lead time is impacting local dealers inventory and the ability to fulfill preorders in a timely fashion; and

WHEREAS, these ongoing supply side issues and the lack of a viable joint purchasing option do not allow sufficient time to follow the traditional bid process without jeopardizing the Park District's ability to obtain a replacement lift truck for its ongoing operations; and

WHEREAS, Section 8-1(c) of the Park District Code (70 ILCS 1205/8-1(c)) authorizes the Park District to contract for an emergency expenditure without competitive bidding upon the approval of $\frac{3}{4}$ of the members of the Park District's Board of Park Commissioners ("Park Board").

NOW, THEREFORE, IT IS HEREBY RESOLVED by the Board of Park Commissioners of the Wheaton Park District, DuPage County, Illinois, as follows:

Section 1. The Park Board finds that all of the recitals contained in the preamble to this Resolution are true and correct and does hereby incorporate them in this Resolution by this reference as though fully set forth herein.

Section 2. The Park Board finds and declares that the timely acquisition and purchase of a 2023 Duralift DVT-29TS Truck to ensure continuity of Park District's ongoing maintenance obligations requires an emergency expenditure of funds excusing the competitive bidding requirements set forth in Section 8-1(c) of the Park District Code (70 ILCS 1205/8-1(c)).

Section 3. The Park Board hereby ratifies, authorizes, and approves the issuance of a purchase order to, and/or the negotiation and execution of a contract with, the appropriate dealership for the purchase and delivery of a 2023 Duralift DVT-29TS Truck, or similar, in the total not to exceed amount of One Hundred Sixteen Thousand Nine Hundred Dollars (\$116,900.00), or such lesser amount as may be determined by the Executive Director or his designee based on the Park District's actual needs.

Section 4. This Resolution shall be in full force and effect from and after its adoption as provided by law.

Adopted this 20 day of September 2023, by roll call vote of not less than $\frac{3}{4}$ of the members of the Park Board as follows:

Ayes: _____

Nays: _____

Absent: _____

Abstain: _____

President, Board of Park Commissioners

ATTEST:

Secretary, Board of Park Commissioners

SECRETARY'S CERTIFICATE

I, the undersigned, do hereby certify that I am Secretary of the Board of Park Commissioners of the Wheaton Park District, DuPage County, Illinois, and as such official, I am keeper of the records, ordinances, files and seal of said Park District; and,

I hereby certify that the foregoing instrument is a true and correct copy of the

**A RESOLUTION RATIFYING AND APPROVING THE EMERGENCY EXPENDITURE OF FUNDS
WITHOUT COMPETITIVE BIDDING FOR THE PURCHASE OF A CERTAIN VEHICLE**

adopted at a duly called Regular Meeting of the Board of Park Commissioners of the Wheaton Park District, held in Wheaton, Illinois, in said District at 5:00 p.m. on the 20th day of September 2023.

I do further certify that the deliberations of the Board on the adoption of said resolution were conducted openly, that the vote on the adoption of said resolution was taken openly, that said meeting was called and held at a specified time and place convenient to the public, that notice of said meeting was duly given to all of the news media requesting such notice, that said meeting was called and held in strict compliance with the provisions of the Open Meetings Act of the State of Illinois, as amended, and with the provisions of the Park District Code of the State of Illinois, as amended, and that the Board has complied with all of the provisions of said Act and said Code and with all of the procedural rules of the Board.

IN WITNESS WHEREOF, I hereunto affix my official signature and the seal of said Wheaton Park District in Wheaton, Illinois this 20th day of September 2023.

Michael J. Benard, Secretary
Board of Park Commissioners
Wheaton Park District

[SEAL]

TO: Board of Commissioners

FROM: Rob Sperl, Director of Parks and Planning
Steve Hinchee, Superintendent of Planning

THROUGH: Michael Benard, Executive Director

RE: 2023 Scottdale Park Backstop Replacement Project

DATE: September 6, 2023



SUMMARY:

The current backstops at Scottdale Park are over 30 years old and need to be replaced. Staff worked with the Athletic Department to determine their needs for the replacement of the two backstops at the park. The new backstops will be taller and have higher dugout fences which will provide greater safety for the players and patrons at the park. An additional T-Ball field will be created in the park with a new backstop fence.

The bids were solicited on August 3, 2023, and they were opened on August 24, 2023. The results were as follows:

| CONTRACTOR | Field #9 | Field #10 | T-Ball Field 2 | TOTAL BID AMOUNT |
|-------------------------|-------------|-------------|----------------|------------------|
| Northern Illinois Fence | \$76,922.79 | \$76,922.79 | \$11,517.65 | \$165,363.23 |
| Action Fence | \$75,300.00 | \$75,300.00 | \$15,700.00 | \$166,300.00 |

Northern Illinois Fence has successfully completed projects for the park district in the past.

PREVIOUS COMMITTEE/BOARD ACTION:

N/A

REVENUE OR FUNDING IMPLICATIONS:

| Budgeted Amount | Account # | Item Description |
|-----------------|-------------------------|--------------------------------|
| \$100,000 | 40-800-845-57-5701-0000 | Scottdale Backstop Replacement |
| \$16,000 | 40-800-845-53-5393-0000 | Scottdale T-Ball Field |

Last year's backstop pricing was received after budgets for 2023 were set.

STAKEHOLDER PROCESS:

Staff consulted with the Athletic Department in the design of the new / replacement backstops. Staff will work around league schedules for installation.

LEGAL REVIEW:

Our legal counsel provided the front-end bid documents and sample legal agreement that will be used with the selected bidder.

ATTACHMENTS:

N/A

ALTERNATIVES:

N/A

RECOMMENDATION:

It is recommended that the Wheaton Park District Board of Commissioners accept the base bid from Northern Illinois Fence for the total amount of \$165,363.23 and a 10% contingency of \$16,500.

TO: Board of Commissioners

FROM: Rob Sperl, Director of Parks and Planning
Steve Hinchee, Superintendent of Planning

THROUGH: Michael Benard, Executive Director

RE: Cosley Zoo Visitor's Center deck project C.O. 1

DATE: September 6, 2023

SUMMARY:

After removing the planking on the Cosley Zoo Visitor's Center deck, it was determined that there was 25 L.F. of rotten joists and substructure components that needed to be replaced. The unit cost is \$25 per L.F.. Change order total = \$625

PREVIOUS COMMITTEE/BOARD ACTION:

The bid for this work was approved at the June 21, 2023, board meeting.

REVENUE OR FUNDING IMPLICATIONS:

| | |
|--|-------------|
| The Contract Sum prior to this Change Order | \$47,550.00 |
| The Contract Sum will be increased by these Change Orders | \$625.00 |
| The new Contract Sum including these Change Orders will be | \$48,175.00 |

There is an approved contingency amount of \$4,755 for this project.

STAKEHOLDER PROCESS:

N/A

LEGAL REVIEW:

N/A

ATTACHMENTS:

Wallfill Change Order 1

ALTERNATIVES:

N/A

RECOMMENDATION:

It is recommended that the Wheaton Park District Board of Commissioner's approve Wallfill's change order #1 in the amount of \$625.

WHEATON PARK DISTRICT CHANGE ORDER

Project: 2023 Cosley Zoo Visitor Center Deck
Project

Change Order No.: 1

To: Wallfill

**Change Order
Date:** 9/6/23

Attn: Ed Lowry
649 Childs St.
Wheaton, IL 60187

Contract Date: 6/23/23

**Contract
For:** 2023 Cosley Zoo Visitor Center Deck
Project

You are directed to make the following changes in this Contract:

1. Replace 25 L.F. of rotten deck joists and substructure components at the unit cost of \$25 per L.F.

Add to the Contract:

\$625.00

| | |
|---|-------------|
| The original Contract Sum was | \$47,550.00 |
| Net Change by previous Change Orders | \$(0.00) |
| The Contract Sum prior to this Change Order \$ | \$47,550.00 |
| The Contract Sum will be increased by this Change Order | \$625.00 |
| The new Contract Sum including this Change Order will be | \$48,175.00 |
| The Contract Time will not be changed | 0 |
| The Date of Completion as of the date of this Change Order therefore is | 9/14/23 |

Wheaton Park District

Owner

102 East Wesley Street
Wheaton, IL 60187

Address

Red Feather Group

Contractor

649 Childs St.
Wheaton, IL 60187

Address

Michael J. Benard, Executive Director

Ed Lowry

Change Order #1 - Zoo Deck replacement of rotten substructure components

The Wallfill Company

Since 1928

649 Childs Street Wheaton IL 60187

(630) 681-8700 (630) 878-0026

Fax 630-393-7191

Purchaser:

Wheaton Park District. Cosley Zoo
1356 N Gary Ave.
Wheaton, IL 60187

Date: 08/22/23

Cosley Zoo Extras

25' of 2x8 Supports x \$25 per L.F. as per contract

Includes 2x8 joists, 2x4s, joist hangers, & screws

\$625.00

Thank you.

TO: Board of Commissioners

FROM: Rob Sperl, Director of Parks and Planning
Joe Themel, Fleet Manager

THROUGH: Michael Benard, Executive Director

RE: 2023 4000-D Mower Replacement

DATE: September 13, 2023



SUMMARY:

Last year, we put an order in through our local Toro representative for a 4000-D mower. This was done after the State Contract in 2021 was rescinded by the manufacturer. This order did not require any firm commitment on our part since it was unknown if they would be able to fulfill the order. The scarcity of these vehicles means that if we do not purchase it, they will be able to find another buyer.

The pricing provided is through the OMNIA cooperative purchasing under contract number #2017025.

PREVIOUS COMMITTEE/BOARD ACTION:

A similar mower was approved for Arrowhead Golf Course at the July 19, 2023 board meeting.

REVENUE OR FUNDING IMPLICATIONS:

The FY2023 Budget (10-101-000-57-5706-0000) includes \$81,000 for the purchase of this equipment.

STAKEHOLDER PROCESS:

Not applicable.

LEGAL REVIEW:

Joint purchasing agreements were reviewed in 2013 and considered acceptable.

ATTACHMENTS:

Quote
Omnia Contract Pricing

ALTERNATIVES:

N/A

RECOMMENDATION:

Staff recommends the purchase of a Groundsmaster 4000-D mower from the Omnia Partners Cooperative Contract through Reinders, Inc. at a cost of \$89,240.70.

4071099

Acct #: 365414

Wheaton Park District

855 W Prairie Avenue

Wheaton IL 60187

Attn: Joe Themel

Grant Rundblade

Territory Manager

911 Tower Road

Mundelein, IL 60060

Cell (815) 988-6303

Fax (847) 678-5511

grundblade@reinders.com

| | |
|-------------------------------------|--|
| <u>Quote ID</u> 8032022 | Prices are subject to change without notice |
| <u>Quote Date</u> 8/25/23 | |

Competitively Solicited and Award to Toro - Contract #2017025

[illegible]

Proposal Summary and Agreement

I am pleased to submit the attached proposal for your consideration

This is a proposal on the goods named, subject to the following conditions: The prices and terms on this proposal are not subject to verbal changes or other agreements unless approved in writing by the seller. All proposals and agreements are contingent on availability of product from the manufacturer. Typographical errors are subject to correction. *Based on the best information available today, it is our preferred and strong desire to deliver the product(s) to you at the price we are quoting today, but the current supply chain lag and volatile inflationary environment require us to have contingencies.*

All prices quoted include delivery to your facility unless otherwise stated. Timing at delivery may vary and is subject to manufacturer's availability. Purchaser is responsible for applicable taxes. All financed items will require lease documentation to be returned to the finance company and approved for shipment by the lessor before delivery can be completed.

ORDER ACCEPTANCE AGREEMENT

By signing below, I am authorizing Reinders, Inc. to proceed with fulfilling the product order based on the quote I.D.# noted and that I have reviewed the quote in its entirety. Unless otherwise indicated I agree to accept delivery on the earliest date that this product can be shipped to our location(s). All trades associated with this order are required to be ready for pickup and in the same condition we originally evaluated them in. **A 2.5% service fee will apply for all credit card transactions.**

Reinders reserves the right to re-price all orders based on current market conditions. These will be reviewed once we receive confirmation that the product(s) are being shipped from manufacturing. Should there be a manufacturing price increase you will be notified and at that time can decide to pay the upcharge or cancel with no additional penalty.

Quote I.D. # _____ Accepted Equipment Delivery Date _____

Authorized Signature: _____

Print Name: _____

Date: _____

*Pricing may be subject to change between the original order date and the delivery date.
Pricing will not exceed current contract pricing at the time of delivery.*

Grant Rundblade
Territory Manager
Reinders, Inc.



Toro Company Pricing

The award provides discount off Toro's current year MSRP on the following Toro equipment:

- **Commercial Equipment 22% off**
- **Specialty Vehicles 7% off**
- **Bullseye Products 5% off**
- **Landscape Contractor Equipment (LCE) (A) 27% off**
- **LCE Allied Products (B) 0% off**
- **Landscape Contractor SNOW Equipment (LCE SNOW) 20% off**
- **Site Works Systems (SWS) Equipment 17% off**
- **Boss Equipment 25% off**
- **Boss Equipment (Snowrator Units Only) \$400 off**
- **Ventrac 4520 Wholegoods, Attachments and Accessories 12% off**
- **Ventrac SSV Products 5% off**
- **Golf Irrigation Wholegoods, Accessories and Attachments 40% off**
- **Residential Commercial (ResCom) Irrigation Wholegoods, Attachments and Accessories 40% off**
- **Irritrol Irrigation Wholegoods, Attachments and Accessories 40% off**
- **Rainmaster Irrigation Wholegoods (RA) 35% off**
- **Rainmaster Irrigation Parts (RB) 0% off**
- **Sentinel Irrigation Wholegoods 35% off**
- **Large Commercial Rotors 15% off**
- **Used Equipment dependent on age, hours and condition**
- **Allied Products Provided by Third Party not to exceed list price**

Smart Value Program:

In addition to the discount off of Toro's Commercial list price, this agreement offers the Smart Value Program, a volume incentive program. This program provides the customer with a level of dollars available to be used to purchase additional whole goods, accessories, attachments, parts or extended warranty based on the volume of purchase.

For additional information, contact your local Toro Commercial distributor. To find your local distributor, [click here](#).

TO: Board of Commissioners

FROM: Carolyn Wilkin, Special Event Manager
Margie Wilhelmi, Director of Marketing

THROUGH: Michael Benard, Executive Director

RE: Approval to Alzheimer's Association for Jay Allen Concert Fundraiser

DATE: August 25, 2023



SUMMARY:

Staff seeks board approval to issue a check to the Alzheimer's Association for \$30,250.71 for the Jay Allen Concert Fundraiser, which took place at Memorial Park on Saturday, July 15. Tickets were \$40.00 each, with \$30.00 donated back to the Alzheimer's Association. Sponsorship was secured to cover direct production costs of the performance, including booking fees, sound and light, and backline.

This payment includes:

- **\$26,831.25:** \$30.00 of each ticket sold
- **\$1,468.00:** Tips collected at Concessions during the concert
- **\$454.46:** Net sponsorship total less direct production costs
- **\$1,497.00:** Net Concessions and Lions Terrace Rental total less operating expenses (e.g. Police fees, portables, permits, concessions inventory, etc.)

PREVIOUS COMMITTEE/BOARD ACTION: Not required.

RECOMMENDATION:

Staff requests the Board of Commissioners' approval for the payment, not to exceed \$30,250.71 to the Alzheimer's Association.

Wheaton Park District 2023 Budget Development Calendar

| September 2023 | | | | | | |
|----------------|-------------|---------|---------------------------|----------|--------|-----|
| SUN | MONDAY | TUESDAY | WEDNESDAY | THURSDAY | FRIDAY | SAT |
| 27 | 28 | 29 | 30 | 31 | 1 | 2 |
| 3 | 4 | 5 | 6 | 7 | 8 | 9 |
| | [Labor Day] | | | | | |
| 10 | 11 | 12 | 13 | 14 | 15 | 16 |
| | | | Finance Committee Meeting | | | |
| 17 | 18 | 19 | 20 | 21 | 22 | 23 |
| | | | Regular Board Meeting | | | |
| 24 | 25 | 26 | 27 | 28 | 29 | 30 |
| 1 | 2 | Notes | | | | |

Wheaton Park District 2023 Budget Development Calendar

| October 2023 | | | | | | |
|--------------|--------|---------|---|----------|--------|-----|
| SUN | MONDAY | TUESDAY | WEDNESDAY | THURSDAY | FRIDAY | SAT |
| 1 | 2 | 3 | 4 | 5 | 6 | 7 |
| | | | Finance Committee meeting review of budget and estimated Tax Levy Resolution. | | | |
| 8 | 9 | 10 | 11 | 12 | 13 | 14 |
| | | | | | | |
| 15 | 16 | 17 | 18 | 19 | 20 | 21 |
| | | | If a tax levy hearing is required, this is the first date that the tax levy hearing publication notice can be published. <i>(Required only if the total tax levy exceeds the prior year's extension by 105%)</i> [Executive Assistant] | | | |
| 22 | 23 | 24 | 25 | 26 | 27 | 28 |
| | | | Approve Estimate of Levy Resolution. | | | |
| | | | Raise pool percentage review. (Closed Session) | | | |
| | | | Board acknowledges receipt of budget which starts the 30 day viewing period. (Post document on the website.) | | | |
| | | | Last date the tax levy hearing publication notice can be published, if required. [Executive Assistant] | | | |
| 29 | 30 | 31 | 1 | 2 | 3 | 4 |
| 5 | 6 | Notes | | | | |

Wheaton Park District 2023 Budget Development Calendar

| November 2023 | | | | | | |
|---------------|--------|---------|--|----------|---|-----|
| SUN | MONDAY | TUESDAY | WEDNESDAY | THURSDAY | FRIDAY | SAT |
| 29 | 30 | 31 | 1 | 2 | 3 | 4 |
| | | | Finance Committee meeting review of budget. | | | |
| | | | Truth In Taxation Public Hearing held, if required. | | | |
| 5 | 6 | 7 | 8 | 9 | 10 | 11 |
| | | | | | | |
| 12 | 13 | 14 | 15 | 16 | 17 | 18 |
| | | | Regular Board Meeting | | | |
| | | | | | | |
| 19 | 20 | 21 | 22 | 23 | 24 | 25 |
| | | | Publication notice of budget hearing (7-14 days prior to hearing). This is the 1st day it can be published. [Executive Assistant] | | 30 day public viewing period satisfied. | |
| | | | | | | |
| 26 | 27 | 28 | 29 | 30 | 1 | 2 |
| | | | Publication notice of budget hearing (7-14 days prior to hearing). This is the last day it can be published. [Executive Assistant] | | | |
| 3 | 4 | Notes | | | | |

Wheaton Park District 2023 Budget Development Calendar

| December 2023 | | | | | | |
|---------------|--------|--|--|---|--------|-----|
| SUN | MONDAY | TUESDAY | WEDNESDAY | THURSDAY | FRIDAY | SAT |
| 26 | 27 | 28 | 29 | 30 | 1 | 2 |
| 3 | 4 | 5 | 6 | 7 | 8 | 9 |
| | | | Finance Committee meeting | | | |
| | | | Budget and Appropriations hearing. (Board must take final action within 7-30 days) | | | |
| 10 | 11 | 12 | 13 | 14 | 15 | 16 |
| | | | | | | |
| 17 | 18 | 19 | 20 | 21 | 22 | 23 |
| | | | Regular board meeting - Budget and Appropriations, Tax Levy and Tax Abatement Ordinances on agenda for adoption. | BAO, Tax Levy, Tax Abatement Ordinances to be filed [Executive Assistant] | | |
| 24 | 25 | 26 | 27 | 28 | 29 | 30 |
| | | Deadline for filing the tax levy with DuPage County - if not already done with BAO and Abatement Ordinance after December meeting. | | | | |
| 31 | 1 | Notes | | | | |

Wheaton Park District 2023 Budget Development Calendar

| January 2024 | | | | | | |
|--------------|--------|---------|-----------|----------|--------|--|
| SUN | MONDAY | TUESDAY | WEDNESDAY | THURSDAY | FRIDAY | SAT |
| 31 | 1 | 2 | 3 | 4 | 5 | 6 |
| 7 | 8 | 9 | 10 | 11 | 12 | 13 |
| 14 | 15 | 16 | 17 | 18 | 19 | 20 |
| | | | | | | Deadline for filing the BAO, if adopted at December board meeting <i>(Executive Assistant)</i> |
| 21 | 22 | 23 | 24 | 25 | 26 | 27 |
| 28 | 29 | 30 | 31 | 1 | 2 | 3 |
| 4 | 5 | | | | | |

| February 2024 | | | | | | |
|---------------|--------|---------|-----------|----------|--------|--|
| SUN | MONDAY | TUESDAY | WEDNESDAY | THURSDAY | FRIDAY | SAT |
| 28 | 29 | 30 | 31 | 1 | 2 | 3 |
| 4 | 5 | 6 | 7 | 8 | 9 | 10 |
| 11 | 12 | 13 | 14 | 15 | 16 | 17 |
| 18 | 19 | 20 | 21 | 22 | 23 | 24 |
| | | | | | | Deadline for filing any Tax Abatement Ordinances with the County |
| 25 | 26 | 27 | 28 | 29 | 1 | 2 |
| 3 | 4 | | | | | |

| March 2024 | | | | | | |
|------------|--------|---------|-----------|----------|--------|-----|
| SUN | MONDAY | TUESDAY | WEDNESDAY | THURSDAY | FRIDAY | SAT |
| 25 | 26 | 27 | 28 | 29 | 1 | 2 |
| 3 | 4 | 5 | 6 | 7 | 8 | 9 |
| 10 | 11 | 12 | 13 | 14 | 15 | 16 |
| 17 | 18 | 19 | 20 | 21 | 22 | 23 |
| 24 | 25 | 26 | 27 | 28 | 29 | 30 |
| 31 | 1 | | | | | |

WHEATON PARK DISTRICT



Financial Overview

August, 2023

Financial Overview Table of Contents

| Page #s | Statement Description |
|--|---|
| Board Requested | |
| <u>1</u> | WPD Summary |
| <u>2</u> | AGC Month and Year to Date Departmental Operating Summary |
| <u>3</u> | Cosley Zoo Analysis |
| <u>4</u> | Cash & Investments |
| <u>5</u> | Cash/Fund Balance Target Status Report |
| <u>6</u> | Investments Report |
| Balance Sheets | |
| <u>7</u> | General Fund Balance Sheets |
| <u>8</u> | Recreation Fund Balance Sheets |
| <u>9</u> | Cosley Zoo Fund Balance Sheets |
| <u>10</u> | Debt Service Fund Balance Sheets |
| <u>11</u> | Capital Projects Fund Balance Sheets |
| <u>12</u> | Arrowhead Golf Club Fund Balance Sheets |
| <u>13</u> | Information Technology Internal Service Fund Balance Sheets |
| <u>14</u> | Health Insurance Internal Service Fund Balance Sheets |
| Operating Statements Year To Date | |
| <u>15</u> | General Fund |
| <u>15</u> | Recreation Fund |
| <u>15</u> | Cosley Zoo Fund |
| <u>16</u> | Debt Service Fund |
| <u>16</u> | Capital Projects Fund |
| <u>16</u> | Arrowhead Golf Club Fund |
| <u>17</u> | Information Technology Internal Service Fund |
| <u>17</u> | Health Insurance Internal Service Fund |
| Operating Statements By Department Year To Date | |
| <u>18</u> | General Fund |
| <u>18 - 20</u> | Recreation Fund |
| <u>21 - 22</u> | Cosley Zoo Fund |
| <u>22 - 23</u> | Arrowhead Golf Club Fund |
| Special Areas Operating Statements | |
| <u>24</u> | Parks Plus Fitness Operating Summary |
| <u>25</u> | Central Athletic Complex Operating Summary |
| <u>26</u> | Special Events |

| Row Labels | Full Year Budget | Sum of CY Month | Sum of LY Month | Month Variance | % Month Variance | Sum of Curr YTD | Sum of LY YTD | YTD Variance | % YTD Variance |
|--------------------|----------------------|-----------------|------------------|--------------------|------------------|--------------------|--------------------|----------------------|----------------|
| 4-Revenues | \$44,605,279 | \$2,851,230 | \$3,042,418 | (\$191,188) | -6.28% | \$26,222,643 | \$24,210,955 | \$2,011,688 | 8.31% |
| 5-Expenses | (\$49,816,796) | (\$2,770,020) | (\$2,430,315) | (\$339,704) | -13.98% | (\$22,571,573) | (\$18,505,948) | (\$4,065,626) | -21.97% |
| Grand Total | (\$5,211,517) | \$81,210 | \$612,102 | (\$530,892) | -86.73% | \$3,651,070 | \$5,705,007 | (\$2,053,937) | -36.00% |

| Row Labels | Full Year Budget | Sum of CY Month | Sum of LY Month | Month Variance | % Month Variance | Sum of Curr YTD | Sum of LY YTD | YTD Variance | % YTD Variance |
|--|----------------------|--------------------|--------------------|--------------------|------------------|--------------------|--------------------|----------------------|-------------------|
| 10-General | | | | | | | | | |
| 4-Revenues | \$5,745,743 | \$511,480 | \$652,864 | (\$141,384) | -21.66% | \$3,881,990 | \$3,790,844 | \$91,146 | 2.40% |
| 5-Expenses | (\$8,011,540) | (\$406,158) | (\$352,488) | (\$53,670) | -15.23% | (\$4,320,526) | (\$3,662,650) | (\$657,875) | -17.96% |
| 10-General Total | (\$2,265,797) | \$105,322 | \$300,375 | (\$195,053) | -64.94% | (\$438,536) | \$128,194 | (\$566,729) | -442.09% |
| 20-Recreation | | | | | | | | | |
| 4-Revenues | \$11,453,001 | \$993,265 | \$1,040,421 | (\$47,156) | -4.53% | \$8,115,077 | \$7,183,774 | \$931,303 | 12.96% |
| 5-Expenses | (\$14,395,317) | (\$1,021,069) | (\$830,909) | (\$190,160) | -22.89% | (\$8,631,197) | (\$6,499,416) | (\$2,131,781) | -32.80% |
| 20-Recreation Total | (\$2,942,316) | (\$27,803) | \$209,513 | (\$237,316) | -113.27% | (\$516,119) | \$684,358 | (\$1,200,478) | -175.42% |
| 22-Cosley Zoo | | | | | | | | | |
| 4-Revenues | \$1,808,623 | \$163,857 | \$181,246 | (\$17,389) | -9.59% | \$1,215,511 | \$1,090,089 | \$125,422 | 11.51% |
| 5-Expenses | (\$2,078,086) | (\$119,911) | (\$107,059) | (\$12,852) | -12.00% | (\$1,156,390) | (\$1,042,240) | (\$114,150) | -10.95% |
| 22-Cosley Zoo Total | (\$269,463) | \$43,945 | \$74,186 | (\$30,241) | -40.76% | \$59,121 | \$47,849 | \$11,272 | 23.56% |
| 30-Debt Service | | | | | | | | | |
| 4-Revenues | \$2,713,531 | \$8,201 | \$1,987 | \$6,214 | 312.73% | \$1,435,052 | \$2,174,702 | (\$739,651) | -34.01% |
| 5-Expenses | (\$2,720,257) | \$0 | \$0 | \$0 | 0.00% | (\$126,050) | (\$167,797) | \$41,747 | 24.88% |
| 30-Debt Service Total | (\$6,726) | \$8,201 | \$1,987 | \$6,214 | 312.73% | \$1,309,002 | \$2,006,906 | (\$697,904) | -34.78% |
| 40-Capital Projects | | | | | | | | | |
| 4-Revenues | \$11,404,535 | \$53,781 | (\$2,779) | \$56,560 | 2035.25% | \$3,880,124 | \$2,404,568 | \$1,475,556 | 61.36% |
| 5-Expenses | (\$10,858,843) | (\$249,967) | (\$251,237) | \$1,270 | 0.51% | (\$1,339,663) | (\$827,729) | (\$511,934) | -61.85% |
| 40-Capital Projects Total | \$545,692 | (\$196,186) | (\$254,016) | \$57,830 | 22.77% | \$2,540,461 | \$1,576,839 | \$963,622 | 61.11% |
| 60-Golf Fund | | | | | | | | | |
| 4-Revenues | \$9,157,050 | \$1,108,948 | \$1,159,503 | (\$50,555) | -4.36% | \$6,500,423 | \$6,498,106 | \$2,317 | 0.04% |
| 5-Expenses | (\$9,428,405) | (\$793,389) | (\$732,035) | (\$61,354) | -8.38% | (\$5,455,401) | (\$4,937,253) | (\$518,149) | -10.49% |
| 60-Golf Fund Total | (\$271,355) | \$315,560 | \$427,468 | (\$111,909) | -26.18% | \$1,045,022 | \$1,560,854 | (\$515,832) | -33.05% |
| 70-Information Technology | | | | | | | | | |
| 4-Revenues | \$519,889 | \$0 | \$0 | \$0 | 0.00% | \$259,898 | \$245,685 | \$14,213 | 5.79% |
| 5-Expenses | (\$519,643) | (\$30,456) | (\$33,726) | \$3,271 | 9.70% | (\$340,941) | (\$245,830) | (\$95,112) | -38.69% |
| 70-Information Technology Total | \$247 | (\$30,456) | (\$33,726) | \$3,271 | 9.70% | (\$81,043) | (\$145) | (\$80,898) | -55791.99% |
| 75-Health Insurance | | | | | | | | | |
| 4-Revenues | \$1,802,906 | \$11,698 | \$9,175 | \$2,522 | 27.49% | \$934,567 | \$823,186 | \$111,381 | 13.53% |
| 5-Expenses | (\$1,804,706) | (\$149,071) | (\$122,861) | (\$26,210) | -21.33% | (\$1,201,405) | (\$1,123,034) | (\$78,371) | -6.98% |
| 75-Health Insurance Total | (\$1,800) | (\$137,373) | (\$113,685) | (\$23,688) | -20.84% | (\$266,837) | (\$299,847) | \$33,010 | 11.01% |
| Grand Total | (\$5,211,517) | \$81,210 | \$612,102 | (\$530,892) | -86.73% | \$3,651,070 | \$5,705,007 | (\$2,053,937) | -36.00% |

AGC Month & YTD Summary

Page 2 of 26

| Row Labels | Full Year Budget | Sum of CY Month | Sum of LY Month | Month Variance | % Month Variance | Sum of Curr YTD | Sum of LY YTD | YTD Variance | % YTD Variance |
|---------------------------------------|----------------------|--------------------|--------------------|--------------------|------------------|--------------------|--------------------|--------------------|------------------|
| 60-Golf Fund | | | | | | | | | |
| 000-Administration | | | | | | | | | |
| 4-Revenues | \$18,000 | \$39,656 | \$15,874 | \$23,782 | 149.82% | \$63,842 | \$691,994 | (\$628,151) | -90.77% |
| 5-Expenses | (\$1,505,492) | (\$99,152) | (\$77,766) | (\$21,387) | -27.50% | (\$816,096) | (\$722,251) | (\$93,844) | -12.99% |
| 000-Administration Total | (\$1,487,492) | (\$59,496) | (\$61,892) | \$2,395 | 3.87% | (\$752,253) | (\$30,258) | (\$721,996) | -2386.13% |
| 101-Parks Maintenance | | | | | | | | | |
| 5-Expenses | (\$40,130) | (\$1,862) | (\$1,541) | (\$321) | -20.80% | (\$30,853) | (\$17,427) | (\$13,426) | -77.04% |
| 101-Parks Maintenance Total | (\$40,130) | (\$1,862) | (\$1,541) | (\$321) | -20.80% | (\$30,853) | (\$17,427) | (\$13,426) | -77.04% |
| 601-Golf Maintenance | | | | | | | | | |
| 4-Revenues | \$0 | \$0 | \$12,378 | (\$12,378) | -100.00% | \$2,396 | \$12,428 | (\$10,032) | -80.72% |
| 5-Expenses | (\$1,446,525) | (\$140,500) | (\$125,163) | (\$15,336) | -12.25% | (\$858,205) | (\$796,316) | (\$61,889) | -7.77% |
| 601-Golf Maintenance Total | (\$1,446,525) | (\$140,500) | (\$112,786) | (\$27,714) | -24.57% | (\$855,809) | (\$783,888) | (\$71,921) | -9.17% |
| 611-Pro Shop/Golf Fees | | | | | | | | | |
| 4-Revenues | \$2,929,750 | \$482,430 | \$510,151 | (\$27,721) | -5.43% | \$2,629,942 | \$2,328,749 | \$301,193 | 12.93% |
| 5-Expenses | (\$991,532) | (\$92,501) | (\$108,638) | \$16,137 | 14.85% | (\$607,221) | (\$701,172) | \$93,951 | 13.40% |
| 611-Pro Shop/Golf Fees Total | \$1,938,218 | \$389,929 | \$401,513 | (\$11,584) | -2.89% | \$2,022,721 | \$1,627,577 | \$395,144 | 24.28% |
| 612-Food and Beverage | | | | | | | | | |
| 4-Revenues | \$6,189,300 | \$586,862 | \$621,101 | (\$34,238) | -5.51% | \$3,800,072 | \$3,444,605 | \$355,467 | 10.32% |
| 5-Expenses | (\$5,434,042) | (\$459,358) | (\$418,889) | (\$40,469) | -9.66% | (\$3,142,302) | (\$2,697,919) | (\$444,383) | -16.47% |
| 612-Food and Beverage Total | \$755,258 | \$127,505 | \$202,212 | (\$74,708) | -36.95% | \$657,769 | \$746,685 | (\$88,916) | -11.91% |
| 613-Cross Country Skiing | | | | | | | | | |
| 4-Revenues | \$20,000 | \$0 | \$0 | \$0 | 0.00% | \$4,172 | \$20,331 | (\$16,159) | -79.48% |
| 5-Expenses | (\$10,683) | (\$17) | (\$39) | \$22 | 56.77% | (\$724) | (\$2,166) | \$1,442 | 66.57% |
| 613-Cross Country Skiing Total | \$9,318 | (\$17) | (\$39) | \$22 | 56.77% | \$3,448 | \$18,165 | (\$14,717) | -81.02% |
| 60-Golf Fund Total | (\$271,355) | \$315,560 | \$427,468 | (\$111,909) | -26.18% | \$1,045,022 | \$1,560,854 | (\$515,832) | -33.05% |
| Grand Total | (\$271,355) | \$315,560 | \$427,468 | (\$111,909) | -26.18% | \$1,045,022 | \$1,560,854 | (\$515,832) | -33.05% |

Zoo Analysis

Page 3 of 26

| Row Labels | Full Year Budget | Sum of CY Month | Sum of LY Month | Month Variance | % Month Variance | Sum of Curr YTD | Sum of LY YTD | YTD Variance | % YTD Variance |
|---|----------------------|--------------------|--------------------|-------------------|------------------|----------------------|----------------------|--------------------|----------------|
| Cosley Zoo | | | | | | | | | |
| 4-Revenues | | | | | | | | | |
| 41-Taxes | \$1,066,968 | \$72,232 | \$97,936 | (\$25,704) | -26.25% | \$661,871 | \$663,466 | (\$1,595) | -0.24% |
| 42-Charges for Services | \$591,318 | \$70,080 | \$69,916 | \$164 | 0.23% | \$393,746 | \$324,870 | \$68,876 | 21.20% |
| 44-Rentals | \$55,000 | \$6,520 | \$5,046 | \$1,474 | 29.21% | \$48,325 | \$43,465 | \$4,860 | 11.18% |
| 45-Product Sales | \$1,000 | \$0 | \$115 | (\$115) | -100.00% | \$925 | \$726 | \$199 | 27.41% |
| 46-Grants & Donations | \$89,338 | \$8,355 | \$7,973 | \$382 | 4.80% | \$58,778 | \$55,092 | \$3,686 | 6.69% |
| 47-Misc. Income | \$0 | \$48 | \$46 | \$1 | 3.02% | \$9,602 | \$504 | \$9,099 | 1805.30% |
| 48-Interest Income | \$5,000 | \$6,622 | \$214 | \$6,408 | 2994.53% | \$42,264 | \$1,966 | \$40,298 | 2049.73% |
| 49-Transfers In | \$0 | | | | | | | | |
| 4-Revenues Total | \$1,808,623 | \$163,857 | \$181,246 | (\$17,389) | -9.59% | \$1,215,511 | \$1,090,089 | \$125,422 | 11.51% |
| 5-Expenses | | | | | | | | | |
| 51-Salaries & Wages | (\$1,176,986) | (\$90,954) | (\$84,051) | (\$6,903) | -8.21% | (\$742,920) | (\$654,087) | (\$88,833) | -13.58% |
| 52-Contractual Services | (\$372,473) | (\$11,546) | (\$8,917) | (\$2,628) | -29.47% | (\$178,179) | (\$158,033) | (\$20,147) | -12.75% |
| 53-Supplies | (\$250,825) | (\$13,677) | (\$11,311) | (\$2,366) | -20.92% | (\$102,703) | (\$100,849) | (\$1,854) | -1.84% |
| 54-Other Charges | (\$76,572) | (\$3,735) | (\$2,781) | (\$954) | -34.32% | (\$31,973) | (\$28,183) | (\$3,790) | -13.45% |
| 57-Capital | (\$1,230) | \$0 | \$0 | \$0 | 0.00% | (\$615) | (\$1,089) | \$474 | 43.53% |
| 59-Transfers Out | (\$200,000) | \$0 | \$0 | \$0 | 0.00% | (\$100,000) | (\$100,000) | \$0 | 0.00% |
| 5-Expenses Total | (\$2,078,086) | (\$119,911) | (\$107,059) | (\$12,852) | -12.00% | (\$1,156,390) | (\$1,042,240) | (\$114,150) | -10.95% |
| Cosley Zoo Total | (\$269,463) | \$43,945 | \$74,186 | (\$30,241) | -40.76% | \$59,121 | \$47,849 | \$11,272 | 23.56% |
| Foundation | | | | | | | | | |
| Concessions | | | | | | | | | |
| 1-Concession Sales | \$50,000 | \$5,635 | \$8,802 | (\$3,167) | -35.98% | \$38,618 | \$29,921 | \$8,697 | 29.07% |
| 2-Concession COGS | (\$20,000) | (\$3,791) | (\$1,816) | (\$1,975) | -108.77% | (\$14,974) | (\$9,939) | (\$5,034) | -50.65% |
| 3-Concession Supplies | (\$2,500) | \$0 | \$0 | \$0 | 0.00% | (\$142) | (\$267) | \$124 | 46.55% |
| Concessions Total | \$27,500 | \$1,844 | \$6,986 | (\$5,142) | -73.60% | \$23,502 | \$19,715 | \$3,787 | 19.21% |
| Gift Shop | | | | | | | | | |
| 1-Gift Shop Sales | \$190,000 | \$24,747 | \$26,764 | (\$2,018) | -7.54% | \$122,356 | \$125,095 | (\$2,739) | -2.19% |
| 2-Gift Shop COGS | (\$67,000) | (\$6,214) | (\$5,700) | (\$514) | -9.02% | (\$33,425) | (\$34,719) | \$1,294 | 3.73% |
| Gift Shop Total | \$123,000 | \$18,533 | \$21,065 | (\$2,532) | -12.02% | \$88,931 | \$90,376 | (\$1,444) | -1.60% |
| Concession & Gift Shop | | | | | | | | | |
| 4-Concession & Gift Shop Wages | (\$94,200) | (\$7,970) | (\$7,883) | (\$87) | -1.11% | (\$57,449) | (\$49,538) | (\$7,912) | -15.97% |
| Concession & Gift Shop Total | (\$94,200) | (\$7,970) | (\$7,883) | (\$87) | -1.11% | (\$57,449) | (\$49,538) | (\$7,912) | -15.97% |
| Foundation Total | \$56,300 | \$12,407 | \$20,168 | (\$7,761) | -38.48% | \$54,984 | \$60,553 | (\$5,569) | -9.20% |
| Grand Total | (\$213,163) | \$56,353 | \$94,355 | (\$38,002) | -40.28% | \$114,105 | \$108,402 | \$5,703 | 5.26% |

Cash & Investments

| Description | Current Month, Prior Year | | |
|-------------------------------|---------------------------|-------------------|-------------------|
| | Current Month | Prior Month | Year |
| <i>Operating Funds</i> | | | |
| 10-General | 4,750,656 | 4,620,688 | 5,744,042 |
| 20-Recreation | 8,338,157 | 8,436,771 | 9,264,789 |
| 21-Special Recreation | 225,989 | 207,790 | 230,803 |
| 22-Cosley Zoo | 1,516,724 | 1,470,263 | 1,568,950 |
| 23-Liability | 331,143 | 331,983 | 369,755 |
| 24-Audit | 24,010 | 20,927 | 14,384 |
| 25-FICA | 535,174 | 562,037 | 511,578 |
| 26-IMRF | 604,825 | 616,031 | 611,004 |
| 30-Debt Service | 2,127,651 | 2,119,450 | 2,796,934 |
| 60-Golf Fund | 6,034,292 | 5,728,100 | 5,850,864 |
| 70-Information Technology | (61,925) | (31,470) | 19,074 |
| 75-Health Insurance | 9,073 | 146,833 | (28,875) |
| Total Operating Funds | 24,435,769 | 24,229,403 | 26,953,301 |
| <i>Capital Funds</i> | | | |
| 40-Capital Projects | 11,577,264 | 11,798,028 | 6,985,796 |
| Total Capital Funds | 11,577,264 | 11,798,028 | 6,985,796 |
| Total District Funds | 36,013,033 | 36,027,431 | 33,939,097 |

Fund Balance Target Analysis
August, 2023

| | General 10 | Recreation 20 | Cosley 22 | Insurance Liability 23 | Audit 24 | FICA 25 | IMRF 26 | Debt Service 30 | Golf 60 |
|--|---------------------------------------|---------------------------------------|---------------------------------------|---------------------------------------|---------------------------------------|---------------------------------------|---------------------------------------|--|---------------------------------------|
| Basis of Measurement: | | | | | | | | | |
| Budgeted expenditures less budget capital expenditures | 3 to 4 months | > 2 months | 3 to 6 month | 3 to 6 month | 3 to 6 month | 3 to 6 month | 3 to 6 month | Min. target is \$5K; Max. is budgeted expenditures | 2 - 4 months |
| FY 2023 Budget Basis: | | | | | | | | | |
| Budgeted expenditures less budgeted capital expenditures | 4,717,551 | 10,158,635 | 1,876,856 | 539,938 | 42,964 | 688,221 | 495,778 | 1,262,893 | 8,964,686 |
| FY 2023 Targets | | | | | | | | | |
| Target Minimum | 1,179,390 | 1,693,110 | 469,210 | 134,980 | 10,740 | 172,060 | 123,940 | 5,000 | 1,494,110 |
| Target Maximum | 2,358,780 | 3,386,210 | 938,430 | 269,970 | 21,480 | 344,110 | 247,890 | 1,262,893 | 2,988,230 |
| Fund Balance as of August, 2023 | | | | | | | | | |
| Fund Balance as of 12/31/2022 | 5,146,926 | 7,119,461 | 1,516,800 | 290,906 | 23,662 | 559,418 | 595,142 | | |
| Net Profit (Loss) YTD thru August, 2023 | (438,536) | (516,119) | 59,121 | 43,587 | 458 | (32,263) | (28,021) | | |
| Fund Balance as of August, 2023 | 4,708,391 | 6,603,341 | 1,575,921 | 334,493 | 24,120 | 527,154 | 567,121 | | |
| Cash & Investments 12/31/2022 | | | | | | | | 827,850 | 5,027,766 |
| Cash & Investments August, 2023 | | | | | | | | 2,127,651 | 6,034,292 |
| Analysis Results | Over Maximum Target by | Over Maximum Target by | Over Maximum Target by | Over Maximum Target by | Over Maximum Target by | Over Maximum Target by | Over Maximum Target by | Over Maximum Target by | Over Maximum Target by |
| Variances | | | | | | | | | |
| Amount over maximum or (under minimum) | 2,349,611 | 3,217,131 | 637,491 | 64,523 | 2,640 | 183,044 | 319,231 | 864,758 | 3,046,062 |

All Funds

Investment Report

| Description | Current Balance | Prior Month Balance | Prior Year Balance |
|--------------------------------------|--------------------|------------------------|-----------------------|
| 1110-Certificates of Deposit | | | |
| 10-General | 548,623 | 546,141 | 350,000 |
| 20-Recreation | 4,548,623 | 4,546,141 | 4,000,000 |
| 21-Special Recreation | 78,825 | 78,469 | 0 |
| 22-Cosley Zoo | 825,672 | 825,330 | 750,000 |
| 23-Liability | 129,273 | 128,688 | 0 |
| 24-Audit | 0 | 0 | 0 |
| 25-FICA | 50,448 | 50,220 | 0 |
| 26-IMRF | 50,448 | 50,220 | 0 |
| 30-Debt Service | 482,787 | 481,734 | 1,000,000 |
| 40-Capital Projects | 4,107,297 | 4,106,496 | 1,250,000 |
| 60-Golf Fund | 2,648,870 | 2,646,017 | 1,650,000 |
| 75-Health Insurance | 0 | 0 | 0 |
| Total Certificates of Deposit | 13,470,866 | 13,459,456 | 9,000,000 |
| 1120-Treasuries | | | |
| 10-General | 3,690,686 | 3,668,758 | 4,672,339 |
| 20-Recreation | 3,611,706 | 3,589,777 | 5,091,781 |
| 21-Special Recreation | 121,578 | 121,578 | 121,810 |
| 22-Cosley Zoo | 189,731 | 189,731 | 691,052 |
| 23-Liability | 0 | 0 | 322,770 |
| 24-Audit | 10,583 | 10,583 | 10,603 |
| 25-FICA | 270,045 | 270,045 | 270,562 |
| 26-IMRF | 353,659 | 353,659 | 354,336 |
| 30-Debt Service | 0 | 0 | 0 |
| 40-Capital Projects | 3,965,291 | 4,208,811 | 3,127,063 |
| 60-Golf Fund | 1,513,856 | 1,757,376 | 1,935,467 |
| 75-Health Insurance | 411 | 411 | 411 |
| Total Treasuries | 13,727,546 | 14,170,729 | 16,598,194 |
| 1122-Agencies | | | |
| 10-General | 0 | 0 | 0 |
| 20-Recreation | 0 | 0 | 0 |
| 23-Liability | 0 | 0 | 0 |
| 24-Audit | 0 | 0 | 0 |
| 30-Debt Service | 0 | 0 | 0 |
| 40-Capital Projects | 0 | 0 | 0 |
| 60-Golf Fund | 0 | 0 | 0 |
| Total Agencies | 0 | 0 | 0 |
| Total Investments | 27,198,411 | 27,630,186 | 25,598,194 |

General Fund

Balance Sheet

| Description | Current Balance | Prior Month Balance | Prior Year Balance |
|-------------------------------------|--------------------|------------------------|-----------------------|
| Assets | | | |
| 10-Cash & Cash Equivalents | 511,347 | 405,789 | 721,704 |
| 11-Investments | 4,239,309 | 4,214,899 | 5,022,339 |
| 12-Receivables | 5,138,319 | 5,173,421 | 4,959,254 |
| 13-Interfund Receivables | 0 | 0 | 0 |
| 14-Inventory | 5,253 | 5,380 | 3,626 |
| 16-Prepaid/Deposits/Escrows | 0 | 0 | 0 |
| Total Assets | 9,894,227 | 9,799,488 | 10,706,922 |
| Liabilities | | | |
| 20-ST Payables | (16,661) | (17,865) | (21,407) |
| 21-Payroll Payables | (57,300) | (59,424) | (62,773) |
| 22-Accruals | (48,545) | (48,545) | (43,254) |
| 23-Interfund Payables | 0 | 0 | 0 |
| 24-Unearned Revenues | (5,059,818) | (5,066,376) | (4,889,314) |
| 25-Deposits/Uncashed/Stale Dated | (3,513) | (4,210) | (5,161) |
| 29-Deferred Inflows | 0 | 0 | (49,169) |
| Total Liabilities | (5,185,837) | (5,196,420) | (5,071,078) |
| 30-Fund Balance | (4,708,391) | (4,603,068) | (5,635,844) |
| Liabilities and Fund Balance | (9,894,227) | (9,799,488) | (10,706,922) |

Recreation Fund

Balance Sheet

| Description | Current Balance | Prior Month Balance | Prior Year Balance |
|-------------------------------------|---------------------|------------------------|-----------------------|
| Assets | | | |
| 10-Cash & Cash Equivalents | 177,829 | 300,852 | 173,009 |
| 11-Investments | 8,160,329 | 8,135,918 | 9,091,781 |
| 12-Receivables | 5,679,426 | 5,717,276 | 5,360,833 |
| 13-Interfund Receivables | 0 | 0 | 0 |
| 14-Inventory | 0 | 0 | 0 |
| 16-Prepaid/Deposits/Escrows | 0 | 0 | 0 |
| Total Assets | 14,017,584 | 14,154,047 | 14,625,623 |
| Liabilities | | | |
| 20-ST Payables | (425,184) | (423,812) | (404,691) |
| 22-Accruals | (71,576) | (71,576) | (56,161) |
| 24-Unearned Revenues | (6,856,376) | (6,995,919) | (6,574,006) |
| 25-Deposits/Uncashed/Stale Dated | (61,107) | (31,595) | (58,197) |
| Total Liabilities | (7,414,242) | (7,522,902) | (7,093,054) |
| 30-Fund Balance | (6,603,341) | (6,631,145) | (7,532,568) |
| Liabilities and Fund Balance | (14,017,584) | (14,154,047) | (14,625,623) |

Zoo Fund
Balance Sheet

| Description | Current Balance | Prior Month Balance | Prior Year Balance |
|-------------------------------------|----------------------------|--------------------------------|-------------------------------|
| Assets | | | |
| 10-Cash & Cash Equivalents | 501,321 | 455,202 | 127,899 |
| 11-Investments | 1,015,403 | 1,015,061 | 1,441,052 |
| 12-Receivables | 1,155,449 | 1,162,984 | 1,069,591 |
| 13-Interfund Receivables | 0 | 0 | 0 |
| 14-Inventory | 0 | 0 | 0 |
| 16-Prepaid/Deposits/Escrows | 0 | 0 | 0 |
| Total Assets | 2,672,173 | 2,633,247 | 2,638,542 |
| Liabilities | | | |
| 20-ST Payables | (1,760) | (1,760) | (1,760) |
| 22-Accruals | (20,061) | (20,061) | (18,075) |
| 24-Unearned Revenues | (1,074,431) | (1,079,450) | (1,023,127) |
| Total Liabilities | (1,096,252) | (1,101,271) | (1,042,962) |
| 30-Fund Balance | (1,575,921) | (1,531,975) | (1,595,579) |
| Liabilities and Fund Balance | (2,672,173) | (2,633,247) | (2,638,542) |

Debt Service Fund

Balance Sheet

| Description | Current Balance | Prior Month Balance | Prior Year Balance |
|-------------------------------------|--------------------|------------------------|-----------------------|
| Assets | | | |
| 10-Cash & Cash Equivalents | 1,644,864 | 1,637,716 | 1,796,934 |
| 11-Investments | 482,787 | 481,734 | 1,000,000 |
| 12-Receivables | 2,621,331 | 2,621,331 | 4,138,555 |
| 13-Interfund Receivables | 0 | 0 | 0 |
| 14-Inventory | 0 | 0 | 0 |
| 15-Other Receivables | 0 | 0 | 0 |
| 16-Prepaid/Deposits/Escrows | 0 | 0 | 0 |
| 17-Other Assets | 0 | 0 | 0 |
| 19-Capital Assets | 0 | 0 | 0 |
| Total Assets | 4,748,982 | 4,740,781 | 6,935,489 |
| Liabilities | | | |
| 20-ST Payables | (1,928,159) | (1,928,159) | (1,853,088) |
| 21-Payroll Payables | 0 | 0 | 0 |
| 22-Accruals | 0 | 0 | 0 |
| 23-Interfund Payables | 0 | 0 | 0 |
| 24-Unearned Revenues | (2,617,581) | (2,617,581) | (4,138,555) |
| 25-Escheats and Facility Deposits | 0 | 0 | 0 |
| 26-Long Term-Debt | 0 | 0 | 0 |
| 27-LT Vacation Accruals | 0 | 0 | 0 |
| Total Liabilities | (4,545,740) | (4,545,740) | (5,991,643) |
| 30-Fund Balance | (203,242) | (195,041) | (943,846) |
| Liabilities and Fund Balance | (4,748,982) | (4,740,781) | (6,935,489) |

Capital Projects Fund

Balance Sheet

| Description | Current Balance | Prior Month Balance | Prior Year Balance |
|-------------------------------------|---------------------|------------------------|-----------------------|
| Assets | | | |
| 10-Cash & Cash Equivalents | 3,504,675 | 3,482,720 | 2,608,732 |
| 11-Investments | 8,072,588 | 8,315,308 | 4,377,063 |
| 12-Receivables | 112,492 | 87,914 | 1,014 |
| 13-Interfund Receivables | 0 | 0 | 0 |
| 14-Inventory | 0 | 0 | 0 |
| 15-Other Receivables | 0 | 0 | 0 |
| 16-Prepaid/Deposits/Escrows | 0 | 0 | 0 |
| 17-Other Assets | 0 | 0 | 0 |
| 19-Capital Assets | 0 | 0 | 0 |
| Total Assets | 11,689,756 | 11,885,942 | 6,986,810 |
| Liabilities | | | |
| 20-ST Payables | (52,102) | (52,102) | 0 |
| 21-Payroll Payables | 0 | 0 | 0 |
| 22-Accruals | (3,507) | (3,507) | (2,987) |
| 23-Interfund Payables | 0 | 0 | 0 |
| 24-Unearned Revenues | 0 | 0 | 0 |
| 25-Escheats and Facility Deposits | 0 | 0 | 0 |
| 26-Long Term-Debt | 0 | 0 | 0 |
| 27-LT Vacation Accruals | 0 | 0 | 0 |
| Total Liabilities | (55,609) | (55,609) | (2,987) |
| 30-Fund Balance | (11,634,147) | (11,830,333) | (6,983,824) |
| Liabilities and Fund Balance | (11,689,756) | (11,885,942) | (6,986,810) |

Arrowhead Golf Club Fund

Balance Sheet

| Description | Current Balance | Prior Month Balance | Prior Year Balance |
|-------------------------------------|---------------------|------------------------|-----------------------|
| Assets | | | |
| 10-Cash & Cash Equivalents | 1,871,566 | 1,324,707 | 2,265,397 |
| 11-Investments | 4,162,726 | 4,403,394 | 3,585,467 |
| 12-Receivables | 139,632 | 117,947 | 1,364,361 |
| 13-Interfund Receivables | 0 | 0 | 0 |
| 14-Inventory | 171,344 | 172,114 | 140,593 |
| 15-Other Receivables | 24,000 | 24,000 | 23,000 |
| 16-Prepaid/Deposits/Escrows | 41,302 | 37,424 | 5,022 |
| 17-Other Assets | 23,493 | 23,493 | 15,010 |
| 19-Capital Assets | 16,969,771 | 16,969,771 | 17,040,146 |
| Total Assets | 23,403,834 | 23,072,850 | 24,438,996 |
| Liabilities | | | |
| 20-ST Payables | (89,494) | (88,938) | (1,378,271) |
| 21-Payroll Payables | 0 | 0 | 0 |
| 22-Accruals | (146,838) | (146,838) | (112,784) |
| 23-Interfund Payables | 0 | 0 | 0 |
| 24-Unearned Revenues | 0 | 0 | 0 |
| 25-Deposits/Uncashed/Stale Dated | (499,092) | (484,223) | (424,497) |
| 26-Long-Term Debt | 0 | 0 | 132,268 |
| 27-LT Vacation Accruals | (89,791) | (89,791) | (58,644) |
| 29-Deferred Inflows | (201,071) | (201,071) | (196,366) |
| Total Liabilities | (1,026,286) | (1,010,861) | (2,038,295) |
| 30-Fund Balance | (22,377,548) | (22,061,988) | (22,400,702) |
| Liabilities and Fund Balance | (23,403,834) | (23,072,850) | (24,438,996) |

Information Technology

Balance Sheet

| Description | Current Balance | Prior Month Balance | Prior Year Balance |
|-------------------------------------|--------------------|---------------------------|-----------------------|
| Assets | | | |
| 10-Cash & Cash Equivalents | (61,925) | (31,470) | 19,074 |
| 11-Investments | 0 | 0 | 0 |
| 12-Receivables | 0 | 0 | 0 |
| 13-Interfund Receivables | 0 | 0 | 0 |
| 14-Inventory | 0 | 0 | 0 |
| 15-Other Receivables | 0 | 0 | 0 |
| 16-Prepaid/Deposits/Escrows | 0 | 0 | 0 |
| 17-Other Assets | 0 | 0 | 0 |
| 19-Capital Assets | 3,702 | 3,702 | 6,170 |
| Total Assets | (58,223) | (27,768) | 25,244 |
| Liabilities | | | |
| 20-ST Payables | 0 | 0 | 0 |
| 21-Payroll Payables | 0 | 0 | 0 |
| 22-Accruals | 0 | 0 | 0 |
| 23-Interfund Payables | 0 | 0 | 0 |
| 24-Unearned Revenues | 0 | 0 | 0 |
| 25-Escheats and Facility Deposits | 0 | 0 | 0 |
| 26-Long Term-Debt | 0 | 0 | 0 |
| 27-LT Vacation Accruals | 0 | 0 | 0 |
| Total Liabilities | 0 | 0 | 0 |
| 30-Fund Balance | 58,223 | 27,768 | (25,244) |
| Liabilities and Fund Balance | 58,223 | 27,768 | (25,244) |

Health Insurance Fund

Balance Sheet

| Description | Current Balance | Prior Month Balance | Prior Year Balance |
|-------------------------------------|--------------------|---------------------------|-----------------------|
| Assets | | | |
| 10-Cash & Cash Equivalents | 8,662 | 146,422 | (29,286) |
| 11-Investments | 411 | 411 | 411 |
| 12-Receivables | 3,486 | 3,099 | 4,891 |
| 13-Interfund Receivables | 0 | 0 | 0 |
| 14-Inventory | 0 | 0 | 0 |
| 15-Other Receivables | 0 | 0 | 0 |
| 16-Prepaid/Deposits/Escrows | 0 | 0 | 0 |
| 17-Other Assets | 0 | 0 | 0 |
| 19-Capital Assets | 0 | 0 | 0 |
| Total Assets | 12,559 | 149,932 | (23,984) |
| Liabilities | | | |
| 20-ST Payables | 0 | 0 | 0 |
| 21-Payroll Payables | (1,958) | (1,958) | 1,573 |
| 22-Accruals | 0 | 0 | 0 |
| 23-Interfund Payables | 0 | 0 | 0 |
| 24-Unearned Revenues | 0 | 0 | 0 |
| 25-Escheats and Facility Deposits | 0 | 0 | 0 |
| 26-Long Term-Debt | 0 | 0 | 0 |
| 27-LT Vacation Accruals | 0 | 0 | 0 |
| Total Liabilities | (1,958) | (1,958) | 1,573 |
| 30-Fund Balance | (10,601) | (147,974) | 22,411 |
| Liabilities and Fund Balance | (12,559) | (149,932) | 23,984 |

Page 15 of 26

| | Full Year | Sum of CY | Sum of LY | Month | % Month | Sum of Curr | Sum of LY | YTD | % YTD |
|-------------------------|----------------|---------------|-------------|-------------|----------|---------------|---------------|---------------|----------|
| Row Labels | Budget | Month | Month | Variance | Variance | YTD | YTD | Variance | Variance |
| 10-General | | | | | | | | | |
| 4-Revenues | | | | | | | | | |
| 41-Taxes | \$5,034,878 | \$340,420 | \$468,607 | (\$128,187) | -27.36% | \$3,119,295 | \$3,174,558 | (\$55,263) | -1.74% |
| 42-Charges for Services | \$377,865 | \$95,478 | \$133,720 | (\$38,242) | -28.60% | \$373,604 | \$354,035 | \$19,569 | 5.53% |
| 43-Debt Proceeds | \$0 | | | | | | | | |
| 44-Rentals | \$62,500 | \$850 | \$239 | \$611 | 255.65% | \$45,509 | \$55,752 | (\$10,243) | -18.37% |
| 45-Product Sales | \$67,000 | \$19,000 | \$37,242 | (\$18,242) | -48.98% | \$58,394 | \$52,649 | \$5,744 | 10.91% |
| 46-Grants & Donations | \$178,000 | \$652 | \$1,068 | (\$416) | -38.95% | \$127,816 | \$126,736 | \$1,080 | 0.85% |
| 47-Misc. Income | \$7,500 | \$1,156 | \$573 | \$583 | 101.79% | \$25,654 | \$4,986 | \$20,667 | 414.50% |
| 48-Interest Income | \$18,000 | \$53,924 | \$11,414 | \$42,509 | 372.43% | \$131,720 | \$22,127 | \$109,592 | 495.29% |
| 49-Transfers In | \$0 | | | | | | | | |
| 4-Revenues Total | \$5,745,743 | \$511,480 | \$652,864 | (\$141,384) | -21.66% | \$3,881,990 | \$3,790,844 | \$91,146 | 2.40% |
| 5-Expenses | | | | | | | | | |
| 51-Salaries & Wages | (\$2,610,250) | (\$229,077) | (\$219,459) | (\$9,619) | -4.38% | (\$1,702,697) | (\$1,553,640) | (\$149,057) | -9.59% |
| 52-Contractual Services | (\$1,361,683) | (\$99,022) | (\$75,484) | (\$23,538) | -31.18% | (\$716,416) | (\$696,021) | (\$20,395) | -2.93% |
| 53-Supplies | (\$534,750) | (\$67,251) | (\$49,761) | (\$17,491) | -35.15% | (\$281,520) | (\$288,964) | \$7,444 | 2.58% |
| 54-Other Charges | (\$210,868) | (\$10,807) | (\$7,785) | (\$3,022) | -38.82% | (\$87,682) | (\$98,962) | \$11,280 | 11.40% |
| 57-Capital | (\$453,989) | \$0 | \$0 | \$0 | 0.00% | (\$112,211) | (\$18,814) | (\$93,397) | -496.42% |
| 59-Transfers Out | (\$2,840,000) | \$0 | \$0 | \$0 | 0.00% | (\$1,420,000) | (\$1,006,250) | (\$413,750) | -41.12% |
| 5-Expenses Total | (\$8,011,540) | (\$406,158) | (\$352,488) | (\$53,670) | -15.23% | (\$4,320,526) | (\$3,662,650) | (\$657,875) | -17.96% |
| 10-General Total | (\$2,265,797) | \$105,322 | \$300,375 | (\$195,053) | -64.94% | (\$438,536) | \$128,194 | (\$566,729) | -442.09% |
| 20-Recreation | | | | | | | | | |
| 4-Revenues | | | | | | | | | |
| 41-Taxes | \$4,983,374 | \$336,781 | \$463,649 | (\$126,868) | -27.36% | \$3,085,951 | \$3,140,965 | (\$55,014) | -1.75% |
| 42-Charges for Services | \$5,954,194 | \$569,762 | \$516,410 | \$53,352 | 10.33% | \$4,582,940 | \$3,676,347 | \$906,593 | 24.66% |
| 44-Rentals | \$176,980 | \$10,763 | \$28,865 | (\$18,102) | -62.71% | \$124,487 | \$134,820 | (\$10,332) | -7.66% |
| 45-Product Sales | \$187,313 | \$25,418 | \$22,323 | \$3,095 | 13.86% | \$190,813 | \$183,010 | \$7,803 | 4.26% |
| 46-Grants & Donations | \$15,500 | \$100 | \$36 | \$64 | 177.19% | \$15,106 | \$5,446 | \$9,660 | 177.37% |
| 47-Misc. Income | \$20,641 | \$678 | \$1,224 | (\$546) | -44.58% | \$33,781 | \$19,279 | \$14,501 | 75.22% |
| 48-Interest Income | \$25,000 | \$49,764 | \$7,914 | \$41,849 | 528.80% | \$81,999 | \$23,907 | \$58,092 | 242.99% |
| 49-Transfers In | \$90,000 | | | | | | | | |
| 4-Revenues Total | \$11,453,001 | \$993,265 | \$1,040,421 | (\$47,156) | -4.53% | \$8,115,077 | \$7,183,774 | \$931,303 | 12.96% |
| 5-Expenses | | | | | | | | | |
| 51-Salaries & Wages | (\$5,018,115) | (\$553,985) | (\$455,415) | (\$98,570) | -21.64% | (\$3,511,097) | (\$3,011,822) | (\$499,275) | -16.58% |
| 52-Contractual Services | (\$3,691,484) | (\$345,197) | (\$265,071) | (\$80,125) | -30.23% | (\$2,177,228) | (\$1,623,048) | (\$554,180) | -34.14% |
| 53-Supplies | (\$1,202,349) | (\$116,997) | (\$106,206) | (\$10,791) | -10.16% | (\$709,924) | (\$594,956) | (\$114,969) | -19.32% |
| 54-Other Charges | (\$246,688) | (\$4,890) | (\$4,216) | (\$674) | -15.98% | (\$121,108) | (\$112,679) | (\$8,429) | -7.48% |
| 57-Capital | (\$17,681) | \$0 | \$0 | \$0 | 0.00% | (\$2,341) | (\$19,412) | \$17,071 | 87.94% |
| 59-Transfers Out | (\$4,219,000) | \$0 | \$0 | \$0 | 0.00% | (\$2,109,500) | (\$1,137,500) | (\$972,000) | -85.45% |
| 5-Expenses Total | (\$14,395,317) | (\$1,021,069) | (\$830,909) | (\$190,160) | -22.89% | (\$8,631,197) | (\$6,499,416) | (\$2,131,781) | -32.80% |
| 20-Recreation Total | (\$2,942,316) | (\$27,803) | \$209,513 | (\$237,316) | -113.27% | (\$516,119) | \$684,358 | (\$1,200,478) | -175.42% |
| 22-Cosley Zoo | | | | | | | | | |
| 4-Revenues | | | | | | | | | |
| 41-Taxes | \$1,066,968 | \$72,232 | \$97,936 | (\$25,704) | -26.25% | \$661,871 | \$663,466 | (\$1,595) | -0.24% |
| 42-Charges for Services | \$591,318 | \$70,080 | \$69,916 | \$164 | 0.23% | \$393,746 | \$324,870 | \$68,876 | 21.20% |
| 44-Rentals | \$55,000 | \$6,520 | \$5,046 | \$1,474 | 29.21% | \$48,325 | \$43,465 | \$4,860 | 11.18% |
| 45-Product Sales | \$1,000 | \$0 | \$115 | (\$115) | -100.00% | \$925 | \$726 | \$199 | 27.41% |
| 46-Grants & Donations | \$89,338 | \$8,355 | \$7,973 | \$382 | 4.80% | \$58,778 | \$55,092 | \$3,686 | 6.69% |
| 47-Misc. Income | \$0 | \$48 | \$46 | \$1 | 3.02% | \$9,602 | \$504 | \$9,099 | 1805.30% |
| 48-Interest Income | \$5,000 | \$6,622 | \$214 | \$6,408 | 2994.53% | \$42,264 | \$1,966 | \$40,298 | 2049.73% |
| 49-Transfers In | \$0 | | | | | | | | |
| 4-Revenues Total | \$1,808,623 | \$163,857 | \$181,246 | (\$17,389) | -9.59% | \$1,215,511 | \$1,090,089 | \$125,422 | 11.51% |
| 5-Expenses | | | | | | | | | |
| 51-Salaries & Wages | (\$1,176,986) | (\$90,954) | (\$84,051) | (\$6,903) | -8.21% | (\$742,920) | (\$654,087) | (\$88,833) | -13.58% |
| 52-Contractual Services | (\$372,473) | (\$11,546) | (\$8,917) | (\$2,628) | -29.47% | (\$178,179) | (\$158,033) | (\$20,147) | -12.75% |
| 53-Supplies | (\$250,825) | (\$13,677) | (\$11,311) | (\$2,366) | -20.92% | (\$102,703) | (\$100,849) | (\$1,854) | -1.84% |
| 54-Other Charges | (\$76,572) | (\$3,735) | (\$2,781) | (\$954) | -34.32% | (\$31,973) | (\$28,183) | (\$3,790) | -13.45% |
| 57-Capital | (\$1,230) | \$0 | \$0 | \$0 | 0.00% | (\$615) | (\$1,089) | \$474 | 43.53% |
| 59-Transfers Out | (\$200,000) | \$0 | \$0 | \$0 | 0.00% | (\$100,000) | (\$100,000) | \$0 | 0.00% |
| 5-Expenses Total | (\$2,078,086) | (\$119,911) | (\$107,059) | (\$12,852) | -12.00% | (\$1,156,390) | (\$1,042,240) | (\$114,150) | -10.95% |
| 22-Gosley Zoo Total | (\$269,463) | \$43,945 | \$74,186 | (\$30,241) | -40.76% | \$59,121 | \$47,849 | \$11,272 | 23.56% |
| 30-Debt Service | | | | | | | | | |

| Row Labels | Full Year Budget | Sum of CY Month | Sum of LY Month | Month Variance | % Month Variance | Sum of Curr YTD | Sum of LY YTD | YTD Variance | % YTD Variance |
|----------------------------------|-----------------------|--------------------|--------------------|--------------------|------------------|----------------------|----------------------|--------------------|----------------|
| 4-Revenues | | | | | | | | | |
| 41-Taxes | \$2,617,581 | \$0 | \$0 | \$0 | 0.00% | \$1,308,791 | \$2,069,278 | (\$760,487) | -36.75% |
| 43-Debt Proceeds | \$0 | | | | | | | | |
| 46-Grants & Donations | \$0 | | | | | | | | |
| 47-Misc. Income | \$0 | | | | | | | | |
| 48-Interest Income | \$5,000 | \$8,201 | \$1,987 | \$6,214 | 312.73% | \$35,311 | \$5,225 | \$30,087 | 575.82% |
| 49-Transfers In | \$90,950 | \$0 | \$0 | \$0 | 0.00% | \$90,950 | \$100,200 | (\$9,250) | -9.23% |
| 4-Revenues Total | \$2,713,531 | \$8,201 | \$1,987 | \$6,214 | 312.73% | \$1,435,052 | \$2,174,702 | (\$739,651) | -34.01% |
| 5-Expenses | | | | | | | | | |
| 52-Contractual Services | (\$1,262,893) | \$0 | \$0 | \$0 | 0.00% | (\$126,050) | (\$167,797) | \$41,747 | 24.88% |
| 54-Other Charges | \$0 | | | | | | | | |
| 57-Capital | \$0 | | | | | | | | |
| 59-Transfers Out | (\$1,457,364) | \$0 | \$0 | \$0 | 0.00% | \$0 | \$0 | \$0 | 0.00% |
| 5-Expenses Total | (\$2,720,257) | \$0 | \$0 | \$0 | 0.00% | (\$126,050) | (\$167,797) | \$41,747 | 24.88% |
| 30-Debt Service Total | (\$6,726) | \$8,201 | \$1,987 | \$6,214 | 312.73% | \$1,309,002 | \$2,006,906 | (\$697,904) | -34.78% |
| 40-Capital Projects | | | | | | | | | |
| 4-Revenues | | | | | | | | | |
| 41-Taxes | \$0 | | | | | | | | |
| 42-Charges for Services | \$0 | | | | | | | | |
| 43-Debt Proceeds | \$0 | | | | | | | | |
| 44-Rentals | \$42,885 | \$0 | \$0 | \$0 | 0.00% | \$32,024 | \$32,024 | \$0 | 0.00% |
| 45-Product Sales | \$10,400 | \$0 | \$2,000 | (\$2,000) | -100.00% | \$20,300 | \$18,493 | \$1,807 | 9.77% |
| 46-Grants & Donations | \$2,562,386 | \$0 | \$0 | \$0 | 0.00% | \$84,000 | \$83,000 | \$1,000 | 1.20% |
| 47-Misc. Income | \$2,500 | \$88 | \$14 | \$74 | 526.93% | \$6,227 | \$161 | \$6,065 | 3767.38% |
| 48-Interest Income | \$20,000 | \$53,693 | (\$4,793) | \$58,486 | 1220.23% | \$83,073 | \$2,139 | \$80,934 | 3783.73% |
| 49-Transfers In | \$8,766,364 | \$0 | \$0 | \$0 | 0.00% | \$3,654,500 | \$2,268,750 | \$1,385,750 | 61.08% |
| 4-Revenues Total | \$11,404,535 | \$53,781 | (\$2,779) | \$56,560 | 2035.25% | \$3,880,124 | \$2,404,568 | \$1,475,556 | 61.36% |
| 5-Expenses | | | | | | | | | |
| 51-Salaries & Wages | (\$194,742) | (\$14,640) | (\$13,303) | (\$1,338) | -10.05% | (\$126,084) | (\$112,965) | (\$13,119) | -11.61% |
| 52-Contractual Services | (\$304,052) | (\$5,590) | (\$18,176) | \$12,586 | 69.25% | (\$53,817) | (\$73,331) | \$19,515 | 26.61% |
| 53-Supplies | (\$488,216) | (\$34,044) | (\$41,976) | \$7,933 | 18.90% | (\$160,559) | (\$86,331) | (\$74,228) | -85.98% |
| 54-Other Charges | (\$13,300) | (\$815) | (\$38) | (\$776) | -2042.95% | (\$3,863) | (\$5,535) | \$1,673 | 30.22% |
| 57-Capital | (\$9,767,583) | (\$194,878) | (\$177,743) | (\$17,135) | -9.64% | (\$904,390) | (\$449,366) | (\$455,025) | -101.26% |
| 59-Transfers Out | (\$90,950) | \$0 | \$0 | \$0 | 0.00% | (\$90,950) | (\$100,200) | \$9,250 | 9.23% |
| 5-Expenses Total | (\$10,858,843) | (\$249,967) | (\$251,237) | \$1,270 | 0.51% | (\$1,339,663) | (\$827,729) | (\$511,934) | -61.85% |
| 40-Capital Projects Total | \$545,692 | (\$196,186) | (\$254,016) | \$57,830 | 22.77% | \$2,540,461 | \$1,576,839 | \$963,622 | 61.11% |
| 60-Golf Fund | | | | | | | | | |
| 4-Revenues | | | | | | | | | |
| 41-Taxes | \$0 | \$0 | \$0 | \$0 | 0.00% | \$0 | \$662,965 | (\$662,965) | -100.00% |
| 42-Charges for Services | \$2,483,000 | \$388,948 | \$421,211 | (\$32,262) | -7.66% | \$2,306,282 | \$2,090,552 | \$215,730 | 10.32% |
| 44-Rentals | \$565,050 | \$105,830 | \$105,701 | \$129 | 0.12% | \$464,731 | \$389,400 | \$75,331 | 19.35% |
| 45-Product Sales | \$6,052,000 | \$571,923 | \$598,970 | (\$27,047) | -4.52% | \$3,652,179 | \$3,292,797 | \$359,381 | 10.91% |
| 46-Grants & Donations | \$0 | \$0 | \$0 | \$0 | 0.00% | \$0 | \$2,435 | (\$2,435) | -100.02% |
| 47-Misc. Income | \$42,000 | \$3,246 | \$37,336 | (\$34,090) | -91.31% | \$34,881 | \$60,906 | (\$26,026) | -42.73% |
| 48-Interest Income | \$15,000 | \$39,002 | (\$3,714) | \$42,716 | 1150.12% | \$42,351 | (\$949) | \$43,300 | 4562.73% |
| 49-Transfers In | \$0 | | | | | | | | |
| 4-Revenues Total | \$9,157,050 | \$1,108,948 | \$1,159,503 | (\$50,555) | -4.36% | \$6,500,423 | \$6,498,106 | \$2,317 | 0.04% |
| 5-Expenses | | | | | | | | | |
| 51-Salaries & Wages | (\$4,314,309) | (\$350,375) | (\$314,351) | (\$36,024) | -11.46% | (\$2,612,227) | (\$2,277,647) | (\$334,580) | -14.69% |
| 52-Contractual Services | (\$1,855,414) | (\$147,021) | (\$104,037) | (\$42,984) | -41.32% | (\$1,059,241) | (\$934,770) | (\$124,470) | -13.32% |
| 53-Supplies | (\$2,519,420) | (\$238,154) | (\$277,056) | \$38,903 | 14.04% | (\$1,455,756) | (\$1,352,475) | (\$103,281) | -7.64% |
| 54-Other Charges | (\$275,543) | (\$19,757) | (\$14,013) | (\$5,743) | -40.99% | (\$144,761) | (\$131,110) | (\$13,650) | -10.41% |
| 57-Capital | (\$413,719) | (\$38,082) | (\$22,577) | (\$15,506) | -68.68% | (\$158,417) | (\$216,250) | \$57,833 | 26.74% |
| 59-Transfers Out | (\$50,000) | \$0 | \$0 | \$0 | 0.00% | (\$25,000) | (\$25,000) | \$0 | 0.00% |
| 5-Expenses Total | (\$9,428,405) | (\$793,389) | (\$732,035) | (\$61,354) | -8.38% | (\$5,455,401) | (\$4,937,253) | (\$518,149) | -10.49% |
| 60-Golf Fund Total | (\$271,355) | \$315,560 | \$427,468 | (\$111,909) | -26.18% | \$1,045,022 | \$1,560,854 | (\$515,832) | -33.05% |
| 70-Information Technology | | | | | | | | | |
| 4-Revenues | | | | | | | | | |
| 42-Charges for Services | \$519,639 | \$0 | \$0 | \$0 | 0.00% | \$259,820 | \$245,621 | \$14,198 | 5.78% |
| 43-Debt Proceeds | \$0 | | | | | | | | |
| 47-Misc. Income | \$250 | \$0 | \$0 | \$0 | 0.00% | \$79 | \$63 | \$15 | 24.27% |
| 48-Interest Income | \$0 | | | | | | | | |

| Row Labels | Full Year Budget | Sum of CY Month | Sum of LY Month | Month Variance | % Month Variance | Sum of Curr YTD | Sum of LY YTD | YTD Variance | % YTD Variance |
|--|----------------------|--------------------|--------------------|--------------------|------------------|----------------------|----------------------|----------------------|-------------------|
| 49-Transfers In | \$0 | | | | | | | | |
| 4-Revenues Total | \$519,889 | \$0 | \$0 | \$0 | 0.00% | \$259,898 | \$245,685 | \$14,213 | 5.79% |
| 5-Expenses | | | | | | | | | |
| 52-Contractual Services | (\$430,480) | (\$29,594) | (\$28,386) | (\$1,208) | -4.26% | (\$297,263) | (\$238,709) | (\$58,553) | -24.53% |
| 53-Supplies | (\$76,163) | (\$862) | (\$5,341) | \$4,479 | 83.86% | (\$43,679) | (\$7,120) | (\$36,559) | -513.47% |
| 57-Capital | (\$13,000) | \$0 | \$0 | \$0 | 0.00% | \$0 | \$0 | \$0 | 0.00% |
| 5-Expenses Total | (\$519,643) | (\$30,456) | (\$33,726) | \$3,271 | 9.70% | (\$340,941) | (\$245,830) | (\$95,112) | -38.69% |
| 70-Information Technology Total | \$247 | (\$30,456) | (\$33,726) | \$3,271 | 9.70% | (\$81,043) | (\$145) | (\$80,898) | -55791.99% |
| 75-Health Insurance | | | | | | | | | |
| 4-Revenues | | | | | | | | | |
| 42-Charges for Services | \$1,676,709 | \$0 | \$0 | \$0 | 0.00% | \$834,564 | \$744,300 | \$90,264 | 12.13% |
| 47-Misc. Income | \$125,197 | \$11,697 | \$9,175 | \$2,522 | 27.49% | \$100,003 | \$78,886 | \$21,116 | 26.77% |
| 48-Interest Income | \$1,000 | \$1 | \$0 | \$1 | 0.00% | \$1 | \$0 | \$0 | 0.00% |
| 49-Transfers In | \$0 | | | | | | | | |
| 4-Revenues Total | \$1,802,906 | \$11,698 | \$9,175 | \$2,522 | 27.49% | \$934,567 | \$823,186 | \$111,381 | 13.53% |
| 5-Expenses | | | | | | | | | |
| 52-Contractual Services | (\$1,804,706) | (\$149,071) | (\$122,861) | (\$26,210) | -21.33% | (\$1,201,405) | (\$1,123,034) | (\$78,371) | -6.98% |
| 5-Expenses Total | (\$1,804,706) | (\$149,071) | (\$122,861) | (\$26,210) | -21.33% | (\$1,201,405) | (\$1,123,034) | (\$78,371) | -6.98% |
| 75-Health Insurance Total | (\$1,800) | (\$137,373) | (\$113,685) | (\$23,688) | -20.84% | (\$266,837) | (\$299,847) | \$33,010 | 11.01% |
| Grand Total | (\$5,211,517) | \$81,210 | \$612,102 | (\$530,892) | -86.73% | \$3,651,070 | \$5,705,007 | (\$2,053,937) | -36.00% |

| Row Labels | Full Year Budget | Sum of CY Month | Sum of LY Month | Month Variance | % Month Variance | Sum of Curr YTD | Sum of LY YTD | YTD Variance | % YTD Variance |
|------------------------------------|----------------------|-------------------|-------------------|--------------------|------------------|--------------------|------------------|--------------------|------------------|
| 10-General | | | | | | | | | |
| 000-Administration | | | | | | | | | |
| 4-Revenues | | | | | | | | | |
| 41-Taxes | \$2,517,439 | \$170,210 | \$234,304 | (\$64,094) | -27.35% | \$1,559,853 | \$1,587,279 | (\$27,426) | -1.73% |
| 42-Charges for Services | \$320,150 | \$88,814 | \$128,635 | (\$39,821) | -30.96% | \$321,441 | \$312,029 | \$9,412 | 3.02% |
| 43-Debt Proceeds | \$0 | | | | | | | | |
| 44-Rentals | \$52,500 | \$0 | \$0 | \$0 | 0.00% | \$41,055 | \$50,000 | (\$8,945) | -17.89% |
| 45-Product Sales | \$65,750 | \$18,872 | \$37,174 | (\$18,302) | -49.23% | \$56,716 | \$51,704 | \$5,013 | 9.69% |
| 46-Grants & Donations | \$1,000 | \$0 | \$0 | \$0 | 0.00% | \$0 | \$0 | \$0 | 0.00% |
| 47-Misc. Income | \$2,500 | \$859 | \$171 | \$688 | 402.49% | \$24,776 | \$1,285 | \$23,491 | 1828.08% |
| 48-Interest Income | \$18,000 | \$53,924 | \$11,414 | \$42,509 | 372.43% | \$131,720 | \$22,127 | \$109,592 | 495.29% |
| 49-Transfers In | \$0 | | | | | | | | |
| 4-Revenues Total | \$2,977,339 | \$332,679 | \$411,698 | (\$79,019) | -19.19% | \$2,135,560 | \$2,024,424 | \$111,136 | 5.49% |
| 5-Expenses | | | | | | | | | |
| 51-Salaries & Wages | (\$793,811) | (\$66,371) | (\$62,476) | (\$3,895) | -6.23% | (\$509,543) | (\$474,364) | (\$35,179) | -7.42% |
| 52-Contractual Services | (\$658,038) | (\$78,422) | (\$44,486) | (\$33,936) | -76.28% | (\$367,784) | (\$342,219) | (\$25,565) | -7.47% |
| 53-Supplies | (\$143,451) | (\$24,871) | (\$7,603) | (\$17,267) | -227.11% | (\$74,240) | (\$74,607) | \$367 | 0.49% |
| 54-Other Charges | (\$180,948) | (\$7,505) | (\$7,442) | (\$62) | -0.83% | (\$75,855) | (\$93,670) | \$17,815 | 19.02% |
| 57-Capital | (\$2,327) | \$0 | \$0 | \$0 | 0.00% | (\$1,163) | (\$1,602) | \$438 | 27.36% |
| 59-Transfers Out | (\$2,840,000) | \$0 | \$0 | \$0 | 0.00% | (\$1,420,000) | (\$1,006,250) | (\$413,750) | -41.12% |
| 5-Expenses Total | (\$4,618,574) | (\$177,168) | (\$122,007) | (\$55,160) | -45.21% | (\$2,448,585) | (\$1,992,711) | (\$455,874) | -22.88% |
| 000-Administration Total | (\$1,641,235) | \$155,511 | \$289,691 | (\$134,180) | -46.32% | (\$313,025) | \$31,713 | (\$344,738) | -1087.06% |
| 101-Parks Maintenance | | | | | | | | | |
| 4-Revenues | | | | | | | | | |
| 41-Taxes | \$2,517,439 | \$170,210 | \$234,304 | (\$64,094) | -27.35% | \$1,559,442 | \$1,587,279 | (\$27,837) | -1.75% |
| 42-Charges for Services | \$5,000 | \$5 | \$0 | \$5 | 0.00% | \$5 | \$0 | \$5 | 0.00% |
| 46-Grants & Donations | \$0 | \$0 | \$0 | \$0 | 0.00% | \$0 | \$11,174 | (\$11,174) | -100.00% |
| 47-Misc. Income | \$5,000 | \$297 | \$402 | (\$105) | -26.12% | \$878 | \$3,702 | (\$2,824) | -76.28% |
| 49-Transfers In | \$0 | | | | | | | | |
| 4-Revenues Total | \$2,527,439 | \$170,512 | \$234,706 | (\$64,194) | -27.35% | \$1,560,325 | \$1,602,155 | (\$41,830) | -2.61% |
| 5-Expenses | | | | | | | | | |
| 51-Salaries & Wages | (\$1,686,353) | (\$152,927) | (\$147,535) | (\$5,392) | -3.65% | (\$1,112,550) | (\$1,004,855) | (\$107,696) | -10.72% |
| 52-Contractual Services | (\$617,948) | (\$8,195) | (\$22,861) | \$14,666 | 64.15% | (\$301,778) | (\$304,279) | \$2,501 | 0.82% |
| 53-Supplies | (\$374,390) | (\$41,725) | (\$41,865) | \$140 | 0.33% | (\$202,226) | (\$207,459) | \$5,232 | 2.52% |
| 54-Other Charges | (\$20,650) | (\$1,928) | \$0 | (\$1,928) | 0.00% | (\$8,236) | (\$3,648) | (\$4,589) | -125.79% |
| 57-Capital | (\$451,152) | \$0 | \$0 | \$0 | 0.00% | (\$110,793) | (\$16,828) | (\$93,964) | -558.38% |
| 59-Transfers Out | \$0 | | | | | | | | |
| 5-Expenses Total | (\$3,150,493) | (\$204,774) | (\$212,260) | \$7,486 | 3.53% | (\$1,735,585) | (\$1,537,069) | (\$198,516) | -12.92% |
| 101-Parks Maintenance Total | (\$623,054) | (\$34,262) | \$22,446 | (\$56,707) | -252.64% | (\$175,259) | \$65,086 | (\$240,346) | -369.27% |
| 430-Historical Museum | | | | | | | | | |
| 4-Revenues | | | | | | | | | |
| 42-Charges for Services | \$52,715 | \$6,659 | \$5,085 | \$1,574 | 30.95% | \$52,158 | \$42,006 | \$10,152 | 24.17% |
| 44-Rentals | \$10,000 | \$850 | \$239 | \$611 | 255.65% | \$4,454 | \$5,752 | (\$1,298) | -22.57% |
| 45-Product Sales | \$1,250 | \$128 | \$67 | \$60 | 89.84% | \$1,678 | \$946 | \$732 | 77.34% |
| 46-Grants & Donations | \$177,000 | \$652 | \$1,068 | (\$416) | -38.95% | \$127,816 | \$115,562 | \$12,254 | 10.60% |
| 47-Misc. Income | \$0 | | | | | | | | |
| 4-Revenues Total | \$240,965 | \$8,289 | \$6,460 | \$1,829 | 28.32% | \$186,105 | \$164,266 | \$21,839 | 13.29% |
| 5-Expenses | | | | | | | | | |
| 51-Salaries & Wages | (\$130,087) | (\$9,780) | (\$9,448) | (\$332) | -3.51% | (\$80,603) | (\$74,422) | (\$6,182) | -8.31% |
| 52-Contractual Services | (\$85,696) | (\$12,406) | (\$8,138) | (\$4,269) | -52.45% | (\$46,854) | (\$49,522) | \$2,669 | 5.39% |
| 53-Supplies | (\$16,910) | (\$656) | (\$293) | (\$363) | -123.80% | (\$5,054) | (\$6,899) | \$1,845 | 26.74% |
| 54-Other Charges | (\$9,270) | (\$1,375) | (\$343) | (\$1,032) | -300.94% | (\$3,590) | (\$1,644) | (\$1,947) | -118.40% |
| 57-Capital | (\$510) | \$0 | \$0 | \$0 | 0.00% | (\$255) | (\$384) | \$129 | 33.67% |
| 5-Expenses Total | (\$242,473) | (\$24,216) | (\$18,221) | (\$5,996) | -32.90% | (\$136,356) | (\$132,871) | (\$3,485) | -2.62% |
| 430-Historical Museum Total | (\$1,508) | (\$15,927) | (\$11,761) | (\$4,166) | -35.42% | \$49,749 | \$31,395 | \$18,354 | 58.46% |
| 10-General Total | (\$2,265,797) | \$105,322 | \$300,375 | (\$195,053) | -64.94% | (\$438,536) | \$128,194 | (\$566,729) | -442.09% |
| 20-Recreation | | | | | | | | | |
| 000-Administration | | | | | | | | | |
| 4-Revenues | | | | | | | | | |
| 41-Taxes | \$4,983,374 | \$336,781 | \$463,649 | (\$126,868) | -27.36% | \$3,085,951 | \$3,140,965 | (\$55,014) | -1.75% |
| 42-Charges for Services | \$175,665 | \$0 | \$0 | \$0 | 0.00% | \$136,947 | \$135,662 | \$1,285 | 0.95% |
| 44-Rentals | \$21,680 | \$0 | \$19,640 | (\$19,640) | -100.00% | \$17,021 | \$40,361 | (\$23,340) | -57.83% |

Page 19 of 26

| Row Labels | Full Year Budget | Sum of CY Month | Sum of LY Month | Month Variance | % Month Variance | Sum of Curr YTD | Sum of LY YTD | YTD Variance | % YTD Variance |
|-----------------------------|------------------|-----------------|-----------------|----------------|------------------|-----------------|---------------|---------------|----------------|
| 45-Product Sales | \$54,838 | (\$7) | \$0 | (\$7) | 0.00% | \$55,733 | \$54,715 | \$1,018 | 1.86% |
| 46-Grants & Donations | \$15,500 | \$100 | \$36 | \$64 | 177.19% | \$15,106 | \$5,446 | \$9,660 | 177.37% |
| 47-Misc. Income | \$3,641 | \$678 | \$1,202 | (\$524) | -43.61% | \$22,935 | \$7,208 | \$15,727 | 218.19% |
| 48-Interest Income | \$25,000 | \$49,764 | \$7,914 | \$41,849 | 528.80% | \$81,999 | \$23,907 | \$58,092 | 242.99% |
| 49-Transfers In | \$0 | | | | | | | | |
| 4-Revenues Total | \$5,279,697 | \$387,316 | \$492,442 | (\$105,125) | -21.35% | \$3,415,693 | \$3,408,264 | \$7,429 | 0.22% |
| 5-Expenses | | | | | | | | | |
| 51-Salaries & Wages | (\$1,426,760) | (\$104,459) | (\$98,226) | (\$6,233) | -6.35% | (\$927,914) | (\$823,522) | (\$104,392) | -12.68% |
| 52-Contractual Services | (\$799,543) | (\$67,469) | (\$46,910) | (\$20,559) | -43.83% | (\$461,670) | (\$435,167) | (\$26,503) | -6.09% |
| 53-Supplies | (\$114,197) | (\$1,465) | \$1,186 | (\$2,651) | -223.54% | (\$72,024) | (\$90,041) | \$18,017 | 20.01% |
| 54-Other Charges | (\$136,012) | (\$3,346) | (\$4,147) | \$801 | 19.31% | (\$57,735) | (\$53,619) | (\$4,116) | -7.68% |
| 57-Capital | (\$2,162) | \$0 | \$0 | \$0 | 0.00% | (\$1,081) | (\$1,858) | \$777 | 41.82% |
| 59-Transfers Out | (\$4,100,000) | \$0 | \$0 | \$0 | 0.00% | (\$2,050,000) | (\$1,137,500) | (\$912,500) | -80.22% |
| 5-Expenses Total | (\$6,578,674) | (\$176,740) | (\$148,097) | (\$28,643) | -19.34% | (\$3,570,424) | (\$2,541,707) | (\$1,028,717) | -40.47% |
| 000-Administration Total | (\$1,298,976) | \$210,576 | \$344,344 | (\$133,768) | -38.85% | (\$154,731) | \$866,557 | (\$1,021,288) | -117.86% |
| 101-Parks Maintenance | | | | | | | | | |
| 4-Revenues | | | | | | | | | |
| 42-Charges for Services | \$0 | | | | | | | | |
| 44-Rentals | \$10,000 | \$2,220 | \$2,085 | \$135 | 6.47% | \$10,768 | \$11,970 | (\$1,203) | -10.05% |
| 45-Product Sales | \$0 | \$0 | \$0 | \$0 | 0.00% | \$0 | \$0 | \$0 | 0.00% |
| 47-Misc. Income | \$0 | \$0 | \$0 | \$0 | 0.00% | \$0 | \$5 | (\$5) | -100.00% |
| 4-Revenues Total | \$10,000 | \$2,220 | \$2,085 | \$135 | 6.47% | \$10,768 | \$11,975 | (\$1,208) | -10.08% |
| 5-Expenses | | | | | | | | | |
| 51-Salaries & Wages | (\$919,231) | (\$63,574) | (\$55,113) | (\$8,461) | -15.35% | (\$591,586) | (\$514,719) | (\$76,867) | -14.93% |
| 52-Contractual Services | (\$341,692) | (\$11,228) | (\$5,158) | (\$6,069) | -117.66% | (\$185,711) | (\$113,883) | (\$71,828) | -63.07% |
| 53-Supplies | (\$324,044) | (\$26,059) | (\$21,013) | (\$5,046) | -24.01% | (\$147,706) | (\$150,923) | \$3,217 | 2.13% |
| 57-Capital | (\$13,072) | \$0 | \$0 | \$0 | 0.00% | (\$36) | (\$15,824) | \$15,788 | 99.77% |
| 5-Expenses Total | (\$1,598,038) | (\$100,861) | (\$81,285) | (\$19,576) | -24.08% | (\$925,039) | (\$795,349) | (\$129,690) | -16.31% |
| 101-Parks Maintenance Total | (\$1,588,038) | (\$98,641) | (\$79,200) | (\$19,441) | -24.55% | (\$914,272) | (\$783,374) | (\$130,898) | -16.71% |
| 220-Recreation Programs | | | | | | | | | |
| 4-Revenues | | | | | | | | | |
| 42-Charges for Services | \$3,745,079 | \$327,701 | \$300,292 | \$27,409 | 9.13% | \$2,842,950 | \$2,084,978 | \$757,972 | 36.35% |
| 44-Rentals | \$95,000 | \$1,752 | \$1,440 | \$313 | 21.70% | \$40,136 | \$43,288 | (\$3,152) | -7.28% |
| 45-Product Sales | \$3,575 | \$5,747 | \$0 | \$5,747 | 0.00% | \$14,203 | \$7,888 | \$6,314 | 80.05% |
| 46-Grants & Donations | \$0 | | | | | | | | |
| 47-Misc. Income | \$0 | | | | | | | | |
| 4-Revenues Total | \$3,843,654 | \$335,200 | \$301,732 | \$33,468 | 11.09% | \$2,897,289 | \$2,136,155 | \$761,134 | 35.63% |
| 5-Expenses | | | | | | | | | |
| 51-Salaries & Wages | (\$1,253,427) | (\$139,574) | (\$107,154) | (\$32,420) | -30.26% | (\$844,068) | (\$709,864) | (\$134,204) | -18.91% |
| 52-Contractual Services | (\$1,577,637) | (\$191,340) | (\$106,143) | (\$85,196) | -80.27% | (\$1,005,421) | (\$615,478) | (\$389,942) | -63.36% |
| 53-Supplies | (\$276,271) | (\$24,399) | (\$25,526) | \$1,128 | 4.42% | (\$128,717) | (\$94,769) | (\$33,948) | -35.82% |
| 54-Other Charges | (\$500) | \$0 | \$0 | \$0 | 0.00% | \$0 | (\$56) | \$56 | |

| Row Labels | Full Year Budget | Sum of CY Month | Sum of LY Month | Month Variance | % Month Variance | Sum of Curr YTD | Sum of LY YTD | YTD Variance | % YTD Variance |
|--|----------------------|-------------------|-------------------|--------------------|------------------|--------------------|--------------------|----------------------|-----------------|
| 4-Revenues | | | | | | | | | |
| 42-Charges for Services | \$923,000 | \$125,288 | \$120,280 | \$5,008 | 4.16% | \$906,185 | \$844,743 | \$61,442 | 7.27% |
| 44-Rentals | \$11,100 | \$3,413 | \$2,200 | \$1,213 | 55.11% | \$21,930 | \$12,748 | \$9,183 | 72.03% |
| 45-Product Sales | \$116,000 | \$17,506 | \$15,212 | \$2,294 | 15.08% | \$113,331 | \$109,181 | \$4,150 | 3.80% |
| 46-Grants & Donations | \$0 | | | | | | | | |
| 47-Misc. Income | \$16,500 | \$0 | \$22 | (\$22) | -97.73% | \$10,800 | \$12,067 | (\$1,267) | -10.50% |
| 4-Revenues Total | \$1,066,600 | \$146,206 | \$137,713 | \$8,493 | 6.17% | \$1,052,246 | \$978,738 | \$73,509 | 7.51% |
| 5-Expenses | | | | | | | | | |
| 51-Salaries & Wages | (\$647,888) | (\$194,198) | (\$147,714) | (\$46,484) | -31.47% | (\$706,905) | (\$580,403) | (\$126,502) | -21.80% |
| 52-Contractual Services | (\$318,301) | (\$33,466) | (\$40,501) | \$7,035 | 17.37% | (\$176,633) | (\$156,647) | (\$19,985) | -12.76% |
| 53-Supplies | (\$99,718) | (\$18,303) | (\$23,458) | \$5,155 | 21.98% | (\$89,229) | (\$79,348) | (\$9,880) | -12.45% |
| 54-Other Charges | (\$22,200) | (\$193) | (\$23) | (\$170) | -737.22% | (\$12,484) | (\$10,940) | (\$1,544) | -14.12% |
| 57-Capital | (\$648) | \$0 | \$0 | \$0 | 0.00% | (\$324) | (\$384) | \$60 | 15.74% |
| 59-Transfers Out | \$0 | | | | | | | | |
| 5-Expenses Total | (\$1,088,755) | (\$246,160) | (\$211,697) | (\$34,463) | -16.28% | (\$985,574) | (\$827,723) | (\$157,852) | -19.07% |
| 222-Pools Total | (\$22,155) | (\$99,954) | (\$73,984) | (\$25,970) | -35.10% | \$66,672 | \$151,015 | (\$84,343) | -55.85% |
| 224-Recreation Facilities | | | | | | | | | |
| 4-Revenues | | | | | | | | | |
| 42-Charges for Services | \$1,650 | \$48 | \$52 | (\$4) | -7.04% | \$753 | \$1,104 | (\$351) | -31.78% |
| 44-Rentals | \$36,700 | \$3,353 | \$3,341 | \$12 | 0.35% | \$33,471 | \$25,520 | \$7,951 | 31.16% |
| 45-Product Sales | \$200 | \$261 | (\$240) | \$501 | 208.75% | \$487 | \$1,112 | (\$625) | -56.20% |
| 47-Misc. Income | \$0 | \$0 | \$0 | \$0 | 0.00% | \$46 | \$0 | \$46 | 0.00% |
| 4-Revenues Total | \$38,550 | \$3,662 | \$3,153 | \$509 | 16.15% | \$34,756 | \$27,735 | \$7,021 | 25.31% |
| 5-Expenses | | | | | | | | | |
| 51-Salaries & Wages | (\$258,600) | (\$14,499) | (\$14,207) | (\$292) | -2.06% | (\$125,467) | (\$117,098) | (\$8,369) | -7.15% |
| 52-Contractual Services | (\$389,254) | (\$6,341) | (\$18,394) | \$12,053 | 65.53% | (\$184,186) | (\$163,891) | (\$20,295) | -12.38% |
| 53-Supplies | (\$30,129) | (\$578) | (\$2,378) | \$1,800 | 75.67% | (\$14,722) | (\$12,578) | (\$2,145) | -17.05% |
| 54-Other Charges | (\$9,274) | (\$977) | (\$50) | (\$927) | -1854.14% | (\$2,978) | (\$618) | (\$2,360) | -381.82% |
| 57-Capital | (\$792) | \$0 | \$0 | \$0 | 0.00% | (\$396) | (\$641) | \$245 | 38.17% |
| 59-Transfers Out | \$0 | | | | | | | | |
| 5-Expenses Total | (\$688,048) | (\$22,395) | (\$35,029) | \$12,634 | 36.07% | (\$327,750) | (\$294,826) | (\$32,924) | -11.17% |
| 224-Recreation Facilities Total | (\$649,498) | (\$18,733) | (\$31,876) | \$13,143 | 41.23% | (\$292,994) | (\$267,091) | (\$25,903) | -9.70% |
| 350-Special Facilities | | | | | | | | | |
| 4-Revenues | | | | | | | | | |
| 42-Charges for Services | \$573,000 | \$37,865 | \$33,970 | \$3,895 | 11.47% | \$288,847 | \$274,294 | \$14,553 | 5.31% |
| 44-Rentals | \$2,500 | \$26 | \$160 | (\$134) | -83.62% | \$1,162 | \$933 | \$229 | 24.51% |
| 45-Product Sales | \$2,000 | \$261 | \$214 | \$46 | 21.64% | \$1,235 | \$1,491 | (\$256) | -17.18% |
| 46-Grants & Donations | \$0 | | | | | | | | |
| 47-Misc. Income | \$500 | | | | | | | | |
| 4-Revenues Total | \$578,000 | \$38,152 | \$34,344 | \$3,808 | 11.09% | \$291,244 | \$276,719 | \$14,525 | 5.25% |
| 5-Expenses | | | | | | | | | |
| 51-Salaries & Wages | (\$452,560) | (\$33,481) | (\$29,158) | (\$4,323) | -14.83% | (\$277,390) | (\$240,934) | (\$36,456) | -15.13% |
| 52-Contractual Services | (\$65,309) | (\$1,511) | (\$4,075) | \$2,564 | 62.91% | (\$22,417) | (\$31,923) | \$9,506 | 29.78% |
| 53-Supplies | (\$66,395) | (\$874) | (\$920) | \$47 | 5.08% | (\$16,156) | (\$13,437) | (\$2,719) | -20.24% |
| 54-Other Charges | (\$10,032) | (\$374) | (\$546) | \$172 | 31.51% | (\$4,120) | (\$2,108) | (\$2,013) | -95.47% |
| 57-Capital | (\$432) | \$0 | \$0 | \$0 | 0.00% | (\$216) | (\$384) | \$168 | 43.85% |
| 59-Transfers Out | \$0 | | | | | | | | |
| 5-Expenses Total | (\$594,728) | (\$36,240) | (\$34,699) | (\$1,541) | -4.44% | (\$320,299) | (\$288,786) | (\$31,513) | -10.91% |
| 350-Special Facilities Total | (\$16,728) | \$1,912 | (\$355) | \$2,267 | 638.60% | (\$29,055) | (\$12,067) | (\$16,988) | -140.78% |
| 20-Recreation Total | (\$2,942,316) | (\$27,803) | \$209,513 | (\$237,316) | -113.27% | (\$516,119) | \$684,358 | (\$1,200,478) | -175.42% |
| 22-Cosley Zoo | | | | | | | | | |
| 000-Administration | | | | | | | | | |
| 4-Revenues | | | | | | | | | |
| 41-Taxes | \$1,066,968 | \$72,232 | \$97,936 | (\$25,704) | -26.25% | \$661,871 | \$663,466 | (\$1,595) | -0.24% |
| 42-Charges for Services | \$0 | | | | | | | | |
| 44-Rentals | \$0 | | | | | | | | |
| 45-Product Sales | \$0 | | | | | | | | |
| 46-Grants & Donations | \$0 | \$0 | \$0 | \$0 | 0.00% | \$0 | \$0 | \$0 | 0.00% |
| 47-Misc. Income | \$0 | \$0 | \$0 | \$0 | 0.00% | \$8,879 | \$0 | \$8,879 | 0.00% |
| 48-Interest Income | \$5,000 | \$6,622 | \$214 | \$6,408 | 2994.53% | \$42,264 | \$1,966 | \$40,298 | 2049.73% |
| 49-Transfers In | \$0 | | | | | | | | |
| 4-Revenues Total | \$1,071,968 | \$78,854 | \$98,150 | (\$19,296) | -19.66% | \$713,014 | \$665,432 | \$47,582 | 7.15% |

Page 21 of 26

| Row Labels | Full Year Budget | Sum of CY Month | Sum of LY Month | Month Variance | % Month Variance | Sum of Curr YTD | Sum of LY YTD | YTD Variance | % YTD Variance |
|---------------------------------|------------------|-----------------|-----------------|----------------|------------------|-----------------|---------------|--------------|----------------|
| 5-Expenses | | | | | | | | | |
| 51-Salaries & Wages | (\$73,807) | (\$5,550) | (\$5,164) | (\$386) | -7.47% | (\$47,738) | (\$44,755) | (\$2,983) | -6.67% |
| 52-Contractual Services | (\$14,735) | (\$594) | (\$542) | (\$52) | -9.51% | (\$8,856) | (\$8,032) | (\$824) | -10.26% |
| 53-Supplies | \$0 | | | | | | | | |
| 54-Other Charges | (\$100) | \$0 | \$0 | \$0 | 0.00% | (\$54) | \$0 | (\$54) | 0.00% |
| 57-Capital | \$0 | | | | | | | | |
| 59-Transfers Out | (\$100,000) | \$0 | \$0 | \$0 | 0.00% | (\$50,000) | (\$50,000) | \$0 | 0.00% |
| 5-Expenses Total | (\$188,642) | (\$6,144) | (\$5,706) | (\$437) | -7.67% | (\$106,648) | (\$102,787) | (\$3,861) | -3.76% |
| 000-Administration Total | \$883,326 | \$72,711 | \$92,444 | (\$19,733) | -21.35% | \$606,365 | \$562,645 | \$43,720 | 7.77% |
| 101-Parks Maintenance | | | | | | | | | |
| 4-Revenues | | | | | | | | | |
| 47-Misc. Income | \$0 | | | | | | | | |
| 4-Revenues Total | \$0 | | | | | | | | |
| 5-Expenses | | | | | | | | | |
| 51-Salaries & Wages | (\$59,750) | (\$4,490) | (\$4,031) | (\$459) | -11.39% | (\$42,627) | (\$34,862) | (\$7,765) | -22.27% |
| 52-Contractual Services | (\$7,886) | \$0 | \$0 | \$0 | 0.00% | (\$3,943) | (\$3,020) | (\$923) | -30.58% |
| 53-Supplies | \$0 | | | | | | | | |
| 57-Capital | \$0 | | | | | | | | |
| 5-Expenses Total | (\$67,636) | (\$4,490) | (\$4,031) | (\$459) | -11.39% | (\$46,570) | (\$37,882) | (\$8,688) | -22.94% |
| 101-Parks Maintenance Total | (\$67,636) | (\$4,490) | (\$4,031) | (\$459) | -11.39% | (\$46,570) | (\$37,882) | (\$8,688) | -22.94% |
| 220-Recreation Programs | | | | | | | | | |
| 4-Revenues | | | | | | | | | |
| 42-Charges for Services | \$191,318 | \$17,768 | \$14,694 | \$3,074 | 20.92% | \$118,321 | \$78,082 | \$40,239 | 51.53% |
| 45-Product Sales | \$1,000 | \$0 | \$115 | (\$115) | -100.00% | \$915 | \$726 | \$189 | 26.03% |
| 46-Grants & Donations | \$738 | \$0 | \$0 | \$0 | 0.00% | \$75 | \$195 | (\$120) | -61.54% |
| 4-Revenues Total | \$193,055 | \$17,768 | \$14,809 | \$2,959 | 19.98% | \$119,311 | \$79,003 | \$40,308 | 51.02% |
| 5-Expenses | | | | | | | | | |
| 51-Salaries & Wages | \$0 | | | | | | | | |
| 52-Contractual Services | (\$2,000) | (\$950) | \$0 | (\$950) | 0.00% | (\$950) | \$0 | (\$950) | 0.00% |
| 53-Supplies | (\$17,360) | (\$501) | (\$573) | \$72 | 12.56% | (\$4,573) | (\$5,938) | \$1,365 | 22.99% |
| 57-Capital | \$0 | | | | | | | | |
| 5-Expenses Total | (\$19,360) | (\$1,451) | (\$573) | (\$878) | -153.24% | (\$5,523) | (\$5,938) | \$415 | 7.00% |
| 220-Recreation Programs Total | \$173,695 | \$16,317 | \$14,237 | \$2,080 | 14.61% | \$113,788 | \$73,065 | \$40,723 | 55.74% |
| 350-Special Facilities | | | | | | | | | |
| 5-Expenses | | | | | | | | | |
| 51-Salaries & Wages | (\$78,841) | (\$6,157) | (\$6,247) | \$91 | 1.45% | (\$53,210) | (\$46,933) | (\$6,278) | -13.38% |
| 52-Contractual Services | (\$9,185) | \$0 | \$0 | \$0 | 0.00% | (\$4,593) | (\$5,045) | \$452 | 8.96% |
| 53-Supplies | \$0 | | | | | | | | |
| 54-Other Charges | (\$12,000) | \$0 | \$0 | \$0 | 0.00% | (\$6,563) | (\$1,512) | (\$5,051) | -334.07% |
| 57-Capital | \$0 | | | | | | | | |
| 5-Expenses Total | (\$100,026) | (\$6,157) | (\$6,247) | \$91 | 1.45% | (\$64,366) | (\$53,490) | (\$10,877) | -20.33% |
| 350-Special Facilities Total | (\$100,026) | (\$6,157) | (\$6,247) | \$91 | 1.45% | (\$64,366) | (\$53,490) | (\$10,877) | -20.33% |
| 501-Cosley Zoo Operations | | | | | | | | | |
| 4-Revenues | | | | | | | | | |
| 42-Charges for Services | \$400,000 | \$52,313 | \$55,222 | (\$2,910) | -5.27% | \$275,425 | \$246,788 | \$28,637 | 11.60% |
| 44-Rentals | \$55,000 | \$6,520 | \$5,046 | \$1,474 | 29.21% | \$48,325 | \$43,465 | \$4,860 | 11.18% |
| 45-Product Sales | \$0 | \$0 | \$0 | \$0 | 0.00% | \$10 | \$0 | \$10 | 0.00% |
| 46-Grants & Donations | \$88,600 | \$8,355 | \$7,973 | \$382 | 4.80% | \$58,703 | \$54,897 | \$3,806 | 6.93% |
| 47-Misc. Income | \$0 | \$48 | \$46 | \$1 | 3.02% | \$723 | \$504 | \$220 | 43.59% |
| 4-Revenues Total | \$543,600 | \$67,235 | \$68,286 | (\$1,052) | -1.54% | \$383,186 | \$345,654 | \$37,532 | 10.86% |
| 5-Expenses | | | | | | | | | |
| 51-Salaries & Wages | (\$964,587) | (\$74,757) | (\$68,608) | (\$6,149) | -8.96% | (\$599,345) | (\$527,537) | (\$71,808) | -13.61% |
| 52-Contractual Services | (\$338,666) | (\$10,002) | (\$8,375) | (\$1,627) | -19.42% | (\$159,837) | (\$141,936) | (\$17,901) | -12.61% |
| 53-Supplies | (\$233,465) | (\$13,176) | (\$10,738) | (\$2,438) | -22.70% | (\$98,130) | (\$94,911) | (\$3,219) | -3.39% |
| 54-Other Charges | (\$64,472) | (\$3,735) | (\$2,781) | (\$954) | -34.32% | (\$25,356) | (\$26,671) | \$1,315 | 4.93% |
| 57-Capital | (\$1,230) | \$0 | \$0 | \$0 | 0.00% | (\$615) | (\$1,089) | \$474 | 43.53% |
| 59-Transfers Out | (\$100,000) | \$0 | \$0 | \$0 | 0.00% | (\$50,000) | (\$50,000) | \$0 | 0.00% |
| 5-Expenses Total | (\$1,702,421) | (\$101,670) | (\$90,502) | (\$11,168) | -12.34% | (\$933,283) | (\$842,143) | (\$91,139) | -10.82% |
| 501-Cosley Zoo Operations Total | (\$1,158,821) | (\$34,435) | (\$22,216) | (\$12,220) | -55.00% | (\$550,097) | (\$496,490) | (\$53,607) | -10.80% |
| 22-Cosley Zoo Total | (\$269,463) | \$43,945 | \$74,186 | (\$30,241) | -40.76% | \$59,121 | \$47,849 | \$11,272 | 23.56% |
| 60-Golf Fund | | | | | | | | | |
| 000-Administration | | | | | | | | | |

| Row Labels | Full Year Budget | Sum of CY Month | Sum of LY Month | Month Variance | % Month Variance | Sum of Curr YTD | Sum of LY YTD | YTD Variance | % YTD Variance |
|-------------------------------------|----------------------|--------------------|--------------------|-------------------|------------------|--------------------|--------------------|--------------------|------------------|
| 4-Revenues | | | | | | | | | |
| 41-Taxes | \$0 | \$0 | \$0 | \$0 | 0.00% | \$0 | \$662,965 | (\$662,965) | -100.00% |
| 42-Charges for Services | \$0 | \$0 | \$0 | \$0 | 0.00% | \$4,500 | \$0 | \$4,500 | 0.00% |
| 46-Grants & Donations | \$0 | \$0 | \$0 | \$0 | 0.00% | \$0 | \$2,435 | (\$2,435) | -100.02% |
| 47-Misc. Income | \$3,000 | \$655 | \$19,588 | (\$18,933) | -96.66% | \$16,991 | \$27,543 | (\$10,552) | -38.31% |
| 48-Interest Income | \$15,000 | \$39,002 | (\$3,714) | \$42,716 | 1150.12% | \$42,351 | (\$949) | \$43,300 | 4562.73% |
| 49-Transfers In | \$0 | | | | | | | | |
| 4-Revenues Total | \$18,000 | \$39,656 | \$15,874 | \$23,782 | 149.82% | \$63,842 | \$691,994 | (\$628,151) | -90.77% |
| 5-Expenses | | | | | | | | | |
| 51-Salaries & Wages | (\$541,125) | (\$34,463) | (\$33,572) | (\$891) | -2.66% | (\$296,648) | (\$280,206) | (\$16,442) | -5.87% |
| 52-Contractual Services | (\$535,728) | (\$50,265) | (\$25,485) | (\$24,780) | -97.24% | (\$294,254) | (\$295,376) | \$1,122 | 0.38% |
| 53-Supplies | (\$112,524) | (\$4,493) | (\$12,340) | \$7,846 | 63.58% | (\$39,836) | (\$52,866) | \$13,030 | 24.65% |
| 54-Other Charges | (\$150,543) | (\$9,931) | (\$6,369) | (\$3,561) | -55.92% | (\$71,004) | (\$68,418) | (\$2,586) | -3.78% |
| 57-Capital | (\$115,572) | \$0 | \$0 | \$0 | 0.00% | (\$89,353) | (\$384) | (\$88,968) | -23168.85% |
| 59-Transfers Out | (\$50,000) | \$0 | \$0 | \$0 | 0.00% | (\$25,000) | (\$25,000) | \$0 | 0.00% |
| 5-Expenses Total | (\$1,505,492) | (\$99,152) | (\$77,766) | (\$21,387) | -27.50% | (\$816,096) | (\$722,251) | (\$93,844) | -12.99% |
| 000-Administration Total | (\$1,487,492) | (\$59,496) | (\$61,892) | \$2,395 | 3.87% | (\$752,253) | (\$30,258) | (\$721,996) | -2386.13% |
| 101-Parks Maintenance | | | | | | | | | |
| 5-Expenses | | | | | | | | | |
| 51-Salaries & Wages | (\$23,407) | (\$1,730) | (\$1,432) | (\$298) | -20.79% | (\$17,239) | (\$12,315) | (\$4,923) | -39.98% |
| 52-Contractual Services | (\$7,057) | (\$132) | (\$109) | (\$23) | -20.86% | (\$3,948) | (\$2,880) | (\$1,068) | -37.08% |
| 53-Supplies | (\$9,667) | \$0 | \$0 | \$0 | 0.00% | (\$9,667) | (\$2,232) | (\$7,435) | -333.11% |
| 54-Other Charges | \$0 | | | | | | | | |
| 57-Capital | \$0 | | | | | | | | |
| 5-Expenses Total | (\$40,130) | (\$1,862) | (\$1,541) | (\$321) | -20.80% | (\$30,853) | (\$17,427) | (\$13,426) | -77.04% |
| 350-Special Facilities Total | \$0 | | | | | | | | |
| 601-Golf Maintenance | | | | | | | | | |
| 4-Revenues | | | | | | | | | |
| 46-Grants & Donations | \$0 | | | | | | | | |
| 47-Misc. Income | \$0 | \$0 | \$12,378 | (\$12,378) | -100.00% | \$2,396 | \$12,428 | (\$10,032) | -80.72% |
| 4-Revenues Total | \$0 | \$0 | \$12,378 | (\$12,378) | -100.00% | \$2,396 | \$12,428 | (\$10,032) | -80.72% |
| 5-Expenses | | | | | | | | | |
| 51-Salaries & Wages | (\$672,051) | (\$57,793) | (\$52,716) | (\$5,077) | -9.63% | (\$415,557) | (\$372,028) | (\$43,529) | -11.70% |
| 52-Contractual Services | (\$191,252) | (\$7,306) | (\$4,778) | (\$2,529) | -52.92% | (\$100,197) | (\$76,276) | (\$23,920) | -31.36% |
| 53-Supplies | (\$415,006) | (\$33,711) | (\$54,362) | \$20,652 | 37.99% | (\$288,769) | (\$260,524) | (\$28,245) | -10.84% |
| 54-Other Charges | (\$18,000) | (\$3,608) | (\$2,976) | (\$632) | -21.22% | (\$15,491) | (\$17,874) | \$2,382 | 13.33% |
| 57-Capital | (\$150,216) | (\$38,082) | (\$10,331) | (\$27,751) | -268.62% | (\$38,190) | (\$69,614) | \$31,424 | 45.14% |
| 5-Expenses Total | (\$1,446,525) | (\$140,500) | (\$125,163) | (\$15,336) | -12.25% | (\$858,205) | (\$796,316) | (\$61,889) | -7.77% |
| 601-Golf Maintenance Total | (\$1,446,525) | (\$140,500) | (\$112,786) | (\$27,714) | -24.57% | (\$855,809) | (\$783,888) | (\$71,921) | -9.17% |
| 611-Pro Shop/Golf Fees | | | | | | | | | |
| 4-Revenues | | | | | | | | | |
| 42-Charges for Services | \$2,223,000 | \$348,165 | \$376,761 | (\$28,596) | -7.59% | \$2,029,581 | \$1,825,104 | \$204,476 | 11.20% |
| 44-Rentals | \$564,750 | \$105,830 | \$105,611 | \$219 | 0.21% | \$462,808 | \$388,598 | \$74,210 | 19.10% |
| 45-Product Sales | \$142,000 | \$27,857 | \$27,747 | \$110 | 0.40% | \$136,880 | \$114,938 | \$21,943 | 19.09% |
| 46-Grants & Donations | \$0 | | | | | | | | |
| 47-Misc. Income | \$0 | \$578 | \$32 | \$546 | 1707.00% | \$673 | \$109 | \$564 | 517.36% |
| 4-Revenues Total | \$2,929,750 | \$482,430 | \$510,151 | (\$27,721) | -5.43% | \$2,629,942 | \$2,328,749 | \$301,193 | 12.93% |
| 5-Expenses | | | | | | | | | |
| 51-Salaries & Wages | (\$498,582) | (\$57,606) | (\$51,920) | (\$5,686) | -10.95% | (\$353,590) | (\$311,120) | (\$42,470) | -13.65% |
| 52-Contractual Services | (\$243,392) | (\$27,152) | (\$20,464) | (\$6,688) | -32.68% | (\$152,382) | (\$131,580) | (\$20,801) | -15.81% |
| 53-Supplies | (\$134,439) | (\$7,668) | (\$23,933) | \$16,265 | 67.96% | (\$91,470) | (\$108,437) | \$16,968 | 15.65% |
| 54-Other Charges | (\$30,000) | (\$75) | (\$75) | \$0 | 0.00% | (\$9,529) | (\$5,320) | (\$4,209) | -79.12% |
| 57-Capital | (\$85,119) | \$0 | (\$12,246) | \$12,246 | 100.00% | (\$250) | (\$144,714) | \$144,464 | 99.83% |
| 5-Expenses Total | (\$991,532) | (\$92,501) | (\$108,638) | \$16,137 | 14.85% | (\$607,221) | (\$701,172) | \$93,951 | 13.40% |
| 611-Pro Shop/Golf Fees Total | \$1,938,218 | \$389,929 | \$401,513 | (\$11,584) | -2.89% | \$2,022,721 | \$1,627,577 | \$395,144 | 24.28% |
| 612-Food and Beverage | | | | | | | | | |
| 4-Revenues | | | | | | | | | |
| 42-Charges for Services | \$240,000 | \$40,783 | \$44,449 | (\$3,666) | -8.25% | \$268,029 | \$245,116 | \$22,913 | 9.35% |
| 44-Rentals | \$300 | \$0 | \$90 | (\$90) | -100.00% | \$1,923 | \$802 | \$1,121 | 139.76% |
| 45-Product Sales | \$5,910,000 | \$544,066 | \$571,223 | (\$27,157) | -4.75% | \$3,515,299 | \$3,177,860 | \$337,439 | 10.62% |
| 46-Grants & Donations | \$0 | | | | | | | | |
| 47-Misc. Income | \$39,000 | \$2,013 | \$5,338 | (\$3,326) | -62.30% | \$14,821 | \$20,826 | (\$6,006) | -28.84% |

| Row Labels | Full Year Budget | Sum of CY Month | Sum of LY Month | Month Variance | % Month Variance | Sum of Curr YTD | Sum of LY YTD | YTD Variance | % YTD Variance |
|---------------------------------------|----------------------|------------------|--------------------|--------------------|------------------|--------------------|--------------------|----------------------|----------------|
| 4-Revenues Total | \$6,189,300 | \$586,862 | \$621,101 | (\$34,238) | -5.51% | \$3,800,072 | \$3,444,605 | \$355,467 | 10.32% |
| 5-Expenses | | | | | | | | | |
| 51-Salaries & Wages | (\$2,574,145) | (\$198,782) | (\$174,710) | (\$24,072) | -13.78% | (\$1,528,647) | (\$1,300,306) | (\$228,341) | -17.56% |
| 52-Contractual Services | (\$877,302) | (\$62,150) | (\$53,164) | (\$8,986) | -16.90% | (\$508,281) | (\$428,162) | (\$80,120) | -18.71% |
| 53-Supplies | (\$1,842,784) | (\$192,282) | (\$186,421) | (\$5,861) | -3.14% | (\$1,026,015) | (\$928,416) | (\$97,599) | -10.51% |
| 54-Other Charges | (\$77,000) | (\$6,143) | (\$4,593) | (\$1,550) | -33.76% | (\$48,736) | (\$39,498) | (\$9,237) | -23.39% |
| 57-Capital | (\$62,812) | \$0 | \$0 | \$0 | 0.00% | (\$30,624) | (\$1,537) | (\$29,086) | -1892.42% |
| 59-Transfers Out | \$0 | | | | | | | | |
| 5-Expenses Total | (\$5,434,042) | (\$459,358) | (\$418,889) | (\$40,469) | -9.66% | (\$3,142,302) | (\$2,697,919) | (\$444,383) | -16.47% |
| 612-Food and Beverage Total | \$755,258 | \$127,505 | \$202,212 | (\$74,708) | -36.95% | \$657,769 | \$746,685 | (\$88,916) | -11.91% |
| 613-Cross Country Skiing | | | | | | | | | |
| 4-Revenues | | | | | | | | | |
| 42-Charges for Services | \$20,000 | \$0 | \$0 | \$0 | 0.00% | \$4,172 | \$20,331 | (\$16,159) | -79.48% |
| 45-Product Sales | \$0 | | | | | | | | |
| 4-Revenues Total | \$20,000 | \$0 | \$0 | \$0 | 0.00% | \$4,172 | \$20,331 | (\$16,159) | -79.48% |
| 5-Expenses | | | | | | | | | |
| 51-Salaries & Wages | (\$5,000) | \$0 | \$0 | \$0 | 0.00% | (\$546) | (\$1,671) | \$1,125 | 67.32% |
| 52-Contractual Services | (\$683) | (\$17) | (\$39) | \$22 | 56.77% | (\$178) | (\$495) | \$317 | 64.03% |
| 53-Supplies | (\$5,000) | | | | | | | | |
| 57-Capital | \$0 | | | | | | | | |
| 5-Expenses Total | (\$10,683) | (\$17) | (\$39) | \$22 | 56.77% | (\$724) | (\$2,166) | \$1,442 | 66.57% |
| 613-Cross Country Skiing Total | \$9,318 | (\$17) | (\$39) | \$22 | 56.77% | \$3,448 | \$18,165 | (\$14,717) | -81.02% |
| 60-Golf Fund Total | (\$271,355) | \$315,560 | \$427,468 | (\$111,909) | -26.18% | \$1,045,022 | \$1,560,854 | (\$515,832) | -33.05% |
| Grand Total | (\$5,748,930) | \$437,024 | \$1,011,543 | (\$574,519) | -56.80% | \$149,488 | \$2,421,255 | (\$2,271,767) | -93.83% |

| PPF | | Full Year Budget | Sum of | | Month Variance | % Month Variance | Sum of Curr YTD | Sum of LY YTD | YTD Variance | % YTD Variance |
|------------------|-------------------------|---------------------|-------------|--------------------|-------------------|---------------------|--------------------|------------------|-----------------|-------------------|
| | | | CY Month | Sum of LY Month | | | | | | |
| 4-Revenues | | | | | | | | | | |
| | 42-Charges for Services | \$545,000 | \$32,366 | \$28,370 | \$3,996 | 14.09% | \$261,839 | \$249,419 | \$12,420 | 4.98% |
| | 44-Rentals | \$1,500 | \$26 | \$37 | (\$11) | -29.16% | \$232 | \$359 | (\$127) | -35.47% |
| | 45-Product Sales | \$500 | \$0 | \$0 | \$0 | 0.00% | \$0 | \$37 | (\$37) | -100.11% |
| | 47-Misc. Income | \$500 | | | | | | | | |
| 4-Revenues Total | | \$547,500 | \$32,392 | \$28,407 | \$3,985 | 14.03% | \$262,071 | \$249,816 | \$12,255 | 4.91% |
| 5-Expenses | | | | | | | | | | |
| | 51-Salaries & Wages | (\$399,858) | (\$28,776) | (\$24,274) | (\$4,502) | -18.55% | (\$250,261) | (\$217,540) | (\$32,720) | -15.04% |
| | 52-Contractual Services | (\$50,793) | (\$734) | (\$3,175) | \$2,441 | 76.88% | (\$15,330) | (\$24,880) | \$9,550 | 38.38% |
| | 53-Supplies | (\$61,954) | (\$229) | (\$920) | \$692 | 75.20% | (\$13,610) | (\$11,945) | (\$1,665) | -13.94% |
| | 54-Other Charges | (\$5,232) | (\$274) | (\$546) | \$272 | 49.81% | (\$2,991) | (\$1,350) | (\$1,642) | -121.60% |
| | 57-Capital | (\$360) | \$0 | \$0 | \$0 | 0.00% | (\$180) | (\$320) | \$140 | 43.86% |
| 5-Expenses Total | | (\$518,197) | (\$30,012) | (\$28,915) | (\$1,097) | -3.79% | (\$282,372) | (\$256,035) | (\$26,337) | -10.29% |
| Grand Total | | \$29,303 | \$2,380 | (\$508) | \$2,888 | 568.51% | (\$20,301) | (\$6,220) | (\$14,081) | -226.39% |

| CAC | Full Year Budget | Sum of CY Month | Sum of LY Month | Month Variance | % Month Variance | Sum of Curr YTD | Sum of LY YTD | YTD Variance | % YTD Variance |
|-------------------------|---------------------|-----------------------|--------------------|-------------------|---------------------|--------------------|--------------------|-----------------|-------------------|
| 4-Revenues | | | | | | | | | |
| 42-Charges for Services | \$62,460 | \$6,257 | \$4,601 | \$1,656 | 35.98% | \$61,621 | \$51,588 | \$10,033 | 19.45% |
| 44-Rentals | \$95,000 | \$1,752 | \$1,440 | \$313 | 21.70% | \$40,136 | \$43,138 | (\$3,002) | -6.96% |
| 45-Product Sales | \$75 | \$0 | \$0 | \$0 | 0.00% | \$101 | \$280 | (\$179) | -64.01% |
| 4-Revenues Total | \$157,535 | \$8,009 | \$6,041 | \$1,968 | 32.58% | \$101,858 | \$95,006 | \$6,851 | 7.21% |
| 5-Expenses | | | | | | | | | |
| 51-Salaries & Wages | (\$80,151) | (\$5,683) | (\$4,770) | (\$913) | -19.14% | (\$40,172) | (\$39,574) | (\$597) | -1.51% |
| 52-Contractual Services | (\$145,697) | (\$11,985) | (\$5,866) | (\$6,119) | -104.32% | (\$70,236) | (\$65,966) | (\$4,270) | -6.47% |
| 53-Supplies | (\$38,435) | (\$4,949) | (\$270) | (\$4,678) | -1732.65% | (\$15,388) | (\$24,109) | \$8,722 | 36.18% |
| 54-Other Charges | (\$500) | \$0 | \$0 | \$0 | 0.00% | \$0 | (\$56) | \$56 | 99.55% |
| 57-Capital | \$0 | | | | | | | | |
| 5-Expenses Total | (\$264,783) | (\$22,617) | (\$10,906) | (\$11,711) | -107.38% | (\$125,795) | (\$129,706) | \$3,910 | 3.01% |
| Grand Total | (\$107,248) | (\$14,608) | (\$4,865) | (\$9,743) | -200.26% | (\$23,938) | (\$34,700) | \$10,762 | 31.01% |

Special Events

Page 26 of 26

| Special Events | Full Year Budget | Sum of CY Month | Sum of LY Month | Month Variance | % Month Variance | Sum of Curr YTD | Sum of LY YTD | YTD Variance | % YTD Variance |
|--|-------------------|-------------------|-------------------|--------------------|------------------|------------------|------------------|-------------------|-----------------|
| 1900-Special Events-Miscellaneous | | | | | | | | | |
| 4-Revenues | \$2,000 | \$0 | \$7,074 | (\$7,074) | -99.99% | \$7,750 | \$10,074 | (\$2,324) | -23.06% |
| 5-Expenses | (\$12,500) | (\$4,293) | (\$1,989) | (\$2,305) | -115.87% | (\$4,677) | (\$6,529) | \$1,853 | 28.38% |
| 1900-Special Events-Miscellaneous Total | (\$10,500) | (\$4,293) | \$5,085 | (\$9,378) | -184.43% | \$3,073 | \$3,544 | (\$471) | -13.28% |
| 1902-4th of July | | | | | | | | | |
| 4-Revenues | \$39,500 | \$0 | \$0 | \$0 | 0.00% | \$39,140 | \$39,510 | (\$370) | -0.94% |
| 5-Expenses | (\$52,400) | (\$549) | (\$121) | (\$427) | -353.21% | (\$45,914) | (\$41,953) | (\$3,961) | -9.44% |
| 1902-4th of July Total | (\$12,900) | (\$549) | (\$121) | (\$427) | -353.21% | (\$6,774) | (\$2,443) | (\$4,331) | -177.29% |
| 1903-Ale Fest | | | | | | | | | |
| 4-Revenues | \$73,250 | \$51,996 | \$76,678 | (\$24,683) | -32.19% | \$55,496 | \$79,178 | (\$23,683) | -29.91% |
| 5-Expenses | (\$76,000) | (\$32,791) | (\$14,692) | (\$18,099) | -123.19% | (\$41,926) | (\$38,194) | (\$3,732) | -9.77% |
| 1903-Ale Fest Total | (\$2,750) | \$19,205 | \$61,986 | (\$42,782) | -69.02% | \$13,570 | \$40,984 | (\$27,415) | -66.89% |
| 1904-Memorial Park Events | | | | | | | | | |
| 4-Revenues | \$0 | \$0 | \$0 | \$0 | 0.00% | \$500 | \$1,000 | (\$500) | -50.00% |
| 5-Expenses | (\$5,345) | (\$128) | (\$325) | \$197 | 60.67% | (\$3,758) | (\$4,682) | \$924 | 19.73% |
| 1904-Memorial Park Events Total | (\$5,345) | (\$128) | (\$325) | \$197 | 60.67% | (\$3,258) | (\$3,682) | \$424 | 11.51% |
| 1905-Taste of Wheaton | | | | | | | | | |
| 4-Revenues | \$181,500 | \$0 | \$0 | \$0 | 0.00% | \$184,979 | \$181,546 | \$3,434 | 1.89% |
| 5-Expenses | (\$128,150) | (\$26,408) | (\$12,776) | (\$13,632) | -106.70% | (\$121,565) | (\$114,257) | (\$7,308) | -6.40% |
| 1905-Taste of Wheaton Total | \$53,350 | (\$26,408) | (\$12,776) | (\$13,632) | -106.70% | \$63,414 | \$67,289 | (\$3,874) | -5.76% |
| 1906-Summer Concerts | | | | | | | | | |
| 4-Revenues | \$169,000 | \$39,081 | \$79,796 | (\$40,715) | -51.02% | \$198,274 | \$156,067 | \$42,207 | 27.04% |
| 5-Expenses | (\$213,700) | (\$39,186) | (\$30,617) | (\$8,570) | -27.99% | (\$124,694) | (\$112,101) | (\$12,593) | -11.23% |
| 1906-Summer Concerts Total | (\$44,700) | (\$105) | \$49,179 | (\$49,285) | -100.22% | \$73,580 | \$43,966 | \$29,614 | 67.36% |
| 1907-Shakespeare Event | | | | | | | | | |
| 4-Revenues | \$10,500 | \$1,837 | \$0 | \$1,837 | 0.00% | \$16,837 | \$8,500 | \$8,337 | 98.08% |
| 5-Expenses | (\$21,350) | (\$8,545) | \$0 | (\$8,545) | 0.00% | (\$9,822) | (\$400) | (\$9,422) | -2355.42% |
| 1907-Shakespeare Event Total | (\$10,850) | (\$6,708) | \$0 | (\$6,708) | 0.00% | \$7,015 | \$8,100 | (\$1,085) | -13.39% |
| 1908-Fun Run Event | | | | | | | | | |
| 4-Revenues | \$67,500 | \$9,203 | \$0 | \$9,203 | 0.00% | \$43,335 | \$60,682 | (\$17,347) | -28.59% |
| 5-Expenses | (\$51,950) | \$0 | \$100 | (\$100) | -100.00% | (\$19,716) | (\$52,516) | \$32,800 | 62.46% |
| 1908-Fun Run Event Total | \$15,550 | \$9,203 | \$100 | \$9,103 | 9102.87% | \$23,619 | \$8,166 | \$15,453 | 189.24% |
| 1910-Light the Torch Run | | | | | | | | | |
| 4-Revenues | \$22,500 | \$5,570 | \$1,917 | \$3,653 | 190.54% | \$15,958 | \$7,485 | \$8,473 | 113.19% |
| 5-Expenses | (\$42,275) | (\$280) | \$0 | (\$280) | 0.00% | (\$1,052) | (\$680) | (\$372) | -54.75% |
| 1910-Light the Torch Run Total | (\$19,775) | \$5,290 | \$1,917 | \$3,373 | 175.94% | \$14,906 | \$6,805 | \$8,100 | 119.03% |
| 1925-Reindeer Run | | | | | | | | | |
| 4-Revenues | \$47,000 | \$105 | \$142 | (\$37) | -25.83% | \$11,623 | \$11,584 | \$39 | 0.34% |
| 5-Expenses | (\$25,500) | \$0 | \$0 | \$0 | 0.00% | (\$779) | (\$380) | (\$399) | -105.03% |
| 1925-Reindeer Run Total | \$21,500 | \$105 | \$142 | (\$37) | -25.83% | \$10,844 | \$11,203 | (\$360) | -3.21% |
| Grand Total | (\$16,420) | (\$4,389) | \$105,187 | (\$109,576) | -104.17% | \$199,989 | \$183,934 | \$16,055 | 8.73% |



TO: Michael Benard, Executive Director
FROM: Daniel Novak, Director of Athletics & Facilities
Adam Lewandowski, Superintendent of Athletic Programs & Facilities
RE: Athletics & Facilities Board Report
DATE: September 20, 2023

- **Fall In-House Soccer**

- 2023 Fall Soccer registrations are complete. Registration ended with 1,234 participants enrolled bringing in \$107,320.00 in registration fees. 2022 registration ended with 1,094 participants bringing in \$90,568.00 in registration fees.

- **Travel Soccer**

- Wheaton United SC teams started their fall season in early August. Teams have already had great success including:
 - 2005 Academy Girls Schaumburg Soccerfest Champions
 - 2007 Academy Girls Schaumburg Soccerfest Champions
 - 2008 Academy Girls Schaumburg Soccerfest Champions
 - 2012 Academy Boys Schaumburg Soccerfest Champions
 - 2015 Academy Boys Chicago Development Showcase Champions
 - 2010 Academy Boys Schaumburg Soccerfest Finalists
 - 2014 Academy Blue Girls Schaumburg Soccerfest Finalists
 - 2014 Premier Girls Schaumburg Soccerfest Finalists
 - 2015 Academy Girls Schaumburg Soccerfest Finalists
 - 2016 Academy Girls Celt Cup Finalists



- **Soccer Shots**

- Soccer Shots Fall classes are filling up with registrants. The number for 2023 is currently 164 participants, which will bring in \$22,010.00 in registration fees with a couple more weeks to register. 2022 total participants were 238, with \$29,440.14 brought in for registration fees.

- **Rams Football**

- Rams Wheaton Bowl took place on Sunday, August 20 and had over 90 tackle football teams come out to participate with over 5,000 people in attendance. Games kicked off at 9:30am and ran until 8:30pm. Games were played at Wheaton North HS and Graf Park.
- Rams Tackle Football currently has 320 participants registered for the Fall 2023 season bringing in \$131,320.48 in registration fees. In 2022 there were 274 participants bringing in \$106,387.00 in registration fees. This is an increase of 46 participants bringing in an additional \$24,933.48 for the 2023 season.
- Rams Flag Football currently has 288 participants registered for the Fall 2023 season bringing in \$44,565.00 in registration fees. Last year in 2022 there were 315 participants bringing in \$44,655.00 in registration fees.

- **Rams Cheerleading**

- Currently, we have a total of 188 participants registered for the fall 2023 program. This has brought in a total of \$77,487.00 in registration fees. Last year in 2022 Rams Cheerleading had 169 participants registered for the fall program bringing in \$52,172.00 in registration fees. This is an increase of 19 participants and an increase of \$25,315.00 in registration fees.

- **Coed Adult Pickleball Leagues**

- Summer 2023 outdoor pickleball leagues offered 12 sessions and had a total of 282 participants. Last year in 2022 we offered 8 sessions and had a total of 221 participants in our outdoor pickleball leagues. This is an increase of 61 participants in the outdoor pickleball leagues.

- **Camp Sports and Sorts Final Numbers**

| | 2022 | 2023 | % Change |
|----------------------|------------|------------|---------------|
| Full Day Camp | 367 | 454 | 23.71% |
| AM Camp | 134 | 158 | 17.91% |
| PM Camp | 101 | 138 | 36.63% |
| Before Care | 73 | 81 | 10.96% |
| After Care | 72 | 84 | 16.67% |
| Total | 747 | 915 | 22.49% |

- **Nerf Battle Summer Camp Final Numbers**

| | 2022 | 2023 | % Change |
|------------------|------|------|----------|
| Nerf Camp | 311 | 300 | -3.54% |

- **Hubble Volleyball Camp Final Numbers**

| | 2022 | 2023 | % Change |
|--|------------|------------|---------------|
| 3rd-4th Grade | 29 | 65 | 124.14% |
| 5th-6th Grade | 33 | 40 | 21.21% |
| 7th-8th Grade | 74 | 67 | -9.46% |
| High School | 0 | 9 | 100.00% |
| Total | 136 | 181 | 33.09% |

- **Travel Basketball Tryout Participants**

| | 2022 | 2023 | % Change |
|-------------------------------------|-------------|-------------|-----------------|
| 3rd Vipers | 24 | 45 | 87.5% |
| 4th Vipers | 24 | 37 | 54.17% |
| 5th Vipers | 30 | 34 | 13.33% |
| 6th Vipers | 42 | 40 | -4.76% |
| 5th Thunder | 0 | 11 | 100.00% |
| 6th Thunder | 20 | 16 | -20% |
| 7th Thunder | 0 | 17 | 100.00% |
| 7th Wheaton North | 16 | 24 | 50% |
| 7th Wheaton South | 10 | 19 | 90% |
| 8th Wheaton North | 18 | 16 | -11.11% |
| 8th Wheaton South | 9 | 11 | 22.22% |
| Total | 193 | 270 | 39.9% |

- **Feeder Pre-Season Basketball Clinic**

| Ages | 2022 | 2023 | % Change |
|--------------|-------------|-------------|-----------------|
| 8-10 | 6 | 6 | 0% |
| 10-12 | 4 | 5 | 25% |
| 12-14 | 0 | 11 | - |
| Total | 10 | 20 | 100% |

- **Central Athletic Complex**

- The Central Athletic Complex is currently hosting cheerleading Monday-Friday, basketball rentals, Jiu-Jitsu programming, open gyms, and numerous batting cage and birthday party rentals.

| Usage Hours for July | | | |
|-----------------------|--------------------|--------------------|--------------|
| Categories | 2022 | 2023 | Change % |
| Paying Renters | 25.00 | 58.50 | 134.0% |
| Complimentary | 0.00 | 0.00 | 0.0% |
| WPD Programs | 777.50 | 825.75 | 6.2% |
| WPD Training | 0.00 | 0.00 | 0.0% |
| TOTAL | 802.50 | 884.25 | 10.2% |
| Total Rental Revenue | | | |
| Month | 2022 | 2023 | Change % |
| January | \$3,820.00 | \$5,755.00 | 34% |
| February | \$12,517.00 | \$3,642.25 | -244% |
| March | \$11,321.75 | \$8,063.00 | -40% |
| April | \$14,228.00 | \$9,778.50 | -46% |
| May | \$12,240.00 | \$9,120.50 | -34% |
| June | \$2,409.50 | \$7,870.69 | 69% |
| July | \$2,201.00 | \$2,862.00 | 23% |
| TOTAL | \$58,737.25 | \$47,091.94 | -25% |
| YTD Total Usage Hours | | | |
| Categories | 2022 | 2023 | Change % |
| Paying Renters | 1,027.50 | 918.02 | -10.7% |
| Complimentary | 1.00 | 0.00 | 100.0% |
| WPD Programs | 3,037.50 | 4,041.60 | 33.1% |
| WPD Training | 0.00 | 0.00 | 0.0% |
| TOTAL | 4,066.00 | 4,959.62 | 22.0% |

- **Parks Plus Fitness**

| PPFC Membership Numbers | | | | | | | | |
|---|------------------|------------------|------------------|------------------|-----------------|------------------|------------------|------------------|
| Month | Jan. 2023 | Feb. 2023 | Mar. 2023 | Apr. 2023 | May 2023 | June 2023 | July 2023 | Aug. 2023 |
| Current Week Pass | 0 | 0 | 2 | 2 | 1 | 1 | 0 | 2 |
| Monthly EFT | 379 | 388 | 395 | 390 | 396 | 378 | 377 | 365 |
| 1-Month | 61 | 20 | 25 | 13 | 20 | 20 | 25 | 12 |
| 3-Month | 23 | 25 | 28 | 25 | 71 | 82 | 85 | 39 |
| Annual (No Flex or M/M) | 358 | 376 | 384 | 406 | 408 | 394 | 392 | 433 |
| Medicare/Medicaid | 340 | 396 | 447 | 479 | 508 | 523 | 547 | 571 |
| *Personal Training w/ Membership | 61 | 69 | 73 | 69 | 73 | 71 | 71 | 79 |
| Misc. Memberships (Punch Passes & Kidz Kingdom Related) | 126 | 115 | 102 | 133 | 140 | 146 | 143 | 157 |
| Flex | 76 | 81 | 78 | 77 | 79 | 85 | 90 | 85 |
| Premier GF | 12 | 13 | 12 | 12 | 11 | 11 | 9 | 8 |
| TOTAL | 1,436 | 1,483 | 1,546 | 1,606 | 1,707 | 1,711 | 1,739 | 1,751 |

- The total number of members PPFC is 1,751 – Up 12 memberships from last month.
 - 17 members remain suspended.
- The total number of visits for the month of August is 4,664 – Up 200 visits from last month.
- Gross membership from this month totaled \$27,353.80 – Up \$4,991.80 from last month.
- Marketing/Promotions
 - July/August promotion: Beat the Heat – 131 total sold (85 in August). \$41,732.00 in fees charged, \$8,952.20 in discounts given with a net of 32,779.80.
- Classes
 - Neurological Group Fitness classes are scheduled to start September 5 with our instructors Brian Houzenga, Denise Dimpfl, and Caroline Colley. There will be 3 classes a week taking place on Tuesdays, Wednesdays, and Thursdays. So far, 2 participants have signed up.
 - Summer Karate had 51 participants grossing \$7,905.00 and netting \$2,687.70.
 - Summer TaeKwonDo had 29 participants grossing \$2,784.00 and netting \$946.56.
 - Summer Kung Fu/Tai Chi had 71 participants grossing \$6,258.00 and netting \$2,127.72.
 - Summer Kendo had 9 participants grossing \$1,401.00 and netting \$476.34.
- Summer Self-Defense had 8 participants grossing \$675.00 and netting \$229.50.
- PPFC Renovations
 - PPFC has been temporarily relocated to the Zone, Graf and Lincoln Marsh Rooms with overall positive feedback from members on the temporary location.
 - Wi-Fi has been installed to accommodate the temporary fitness center in the three rooms.

- PPFC had 3 of the 4 weeks record positive weekly revenue compared to 2022.

| Date | 2022 Weekly Profit | Date | 2023 Weekly Profit | Variance |
|-------------------|--------------------|-------------------|--------------------|-----------------|
| 7/31/22 – 8/6/22 | \$6,354.00 | 7/31/23 – 8/6/23 | \$9,570.00 | \$3,216.00 |
| 8/7/22 – 8/13/22 | \$3,603.00 | 8/7/23 – 8/13/23 | \$5,337.80 | \$1,734.80 |
| 8/14/22 – 8/20/22 | \$11,391.00 | 8/14/23 – 8/20/23 | \$3,777.00 | -\$7,614.00 |
| 8/21/22 – 8/27/22 | \$5,638.00 | 8/21/23 – 8/27/23 | \$8,668.50 | \$3,030.50 |
| Total | \$26,986.00 | Total | \$27,353.80 | \$367.80 |

- **Aquatics Parks Plus Fitness**

- 2023 Aquatics Season officially closed on Labor Day, September 4th, with Northside Pool officially closing on August 13th and Rice Pool running postseason hours on weekends until Labor Day. Both aquatics facilities completed a safe and enjoyable season serving the community and offering a refreshing option for summer recreation.
- Swim Lessons at both Pools ended on August 4th. These were very well attended and only experienced 1 storm day during the entire season (incidentally in August). There was significant interest in private swim lessons from the community in 2023 and ended August 11th.
- Exceptionally hot weekends during August 19th and 20th, and Labor Day weekend led to a strong finish for Rice Pool this season.
 - **Pool Pass Sales: Increase of \$16,656**
 - 2023 Season End \$534,488
 - 2023 Season End: \$517,832
 - **Guest Pass Sales: Increase of \$5,054**
 - 2023 Season End: \$16,587
 - Rice: \$11,170
 - Northside: \$5,417
 - 2022 Season End: \$10,278
 - Rice: \$7,422
 - Northside: \$4,111
 - **Daily Admission Revenue: Increase of \$25,659**
 - 2023 Season End: \$234,176
 - Rice: \$201,247
 - Northside: \$31,929
 - 2022 Season End: \$208,517
 - Rice: \$179,812
 - Northside: \$28,708
 - **Swim Lesson Revenue: Increase of \$20,750**
 - 2023: Season End: \$141,291
 - 2022: Season End: \$120,541

TO: Mike Benard, Executive Director
FROM: Rob Sperl, Director of Parks & Planning
DATE: September 5, 2023
SUBJECT: Board Report, August

Administration/Overall Department

- Park Permitting – Thirty-five reservations were held in August and thirty park reservations have been reserved for future dates.
- Two September rentals were booked for the new Sensory Playground picnic area. The area is woodchipped and covered with a 20 x 40 tent. It includes six picnic tables hosting up to a capacity of fifty.
- Commemorative Program – Three commemorative benches were installed in August.
- Our end of the season staff picnic was held on August 11. We had a great seasonal staff this summer and hope many of them return next year.
- After interviewing several candidates, the Parks Department is welcoming Nate Teske from Cosley Zoo as the new FT Assistant Mechanic beginning September 6th.

Planning

- Bids to replace the northern boundary fence at Graf Park and the backstops at Scottdale were received.
- Bids were also received for the Briar Patch Park improvements.
- The PPFC was successfully relocated to the other end of the hall and work for the interior renovations are set to begin shortly after Labor Day.
- Work on the Community Center parking lot began in mid-August. Two minor changes for additional work are included in change order 1.
- Several projects at Cosley Zoo, including replacement of the deck at the gift shop, the fence along the entrance, and timber walls are underway.

Parks & Buildings Operations

- The electrical trim and sound system were finished in the Graf press box. Both Graf scoreboards were checked for operation and bulbs replaced where needed for the start of football season.
- The electrical set-up and take down for Brewfest was completed.
- Playground equipment replacements were installed at Hillside, Triangle, Brighton Community Center, and Northside Parks as identified during our routine inspections.

- Information CAT6 cable runs at PSC, Community Center, Cosley Zoo, Northside Pool, Mary Lubko Center, Clocktower Commons, and Rice Pool, were completed as a part of our POS system upgrades.
- Rotary fountain repair to the water supply line from the pump to the top of the fountain was complete, the old hose had degraded and cracked.
- Performed storm drain checks on all district drains.
- New floors were installed at Rathje by an outside contractor and staff painted the new base shoe. Repaired paneling and painted Rathje upstairs restroom and a new children's toilet was installed.
- Checked and performed scheduled maintenance on all pond bubblers to ensure efficient operation.
- Hurley Gardens shed had three courses of block added to the height of the walls, a new roof installed, new concrete floor poured, and a new commercial steel door installed. Trenching and conduit installation were completed from the shed to the new water feature location and the trench backfilled. The concrete block foundation for the new fountain was installed to support the structure.
- Replaced a fuse for the CAC Musco sport lights. This has been a recurring problem and further investigation has found a problem with the transformer windings being burnt. A new transformer will be ordered to rectify the problem.

Projects and Special Events

- Demolition at Hurley Garden Fountain. Jackhammered and removed all old concrete from the fountain at Hurley Gardens
- Signs and banners for the Cosley Classic Golf Outing were completed.
- Hoffman Playground construction. Demolition and excavation of old mulch and dirt is completed. New curb frames began the last week of August.
- Memorial Benches and plaques at Lincoln Marsh, Briarknoll, Madison and W.W. Stevens have been installed.
- Shakespeare in the park set up, staffing and breakdown took place.
- Set up and take down for the Summer Concert Series at Memorial Park.

Horticulture, Turf & Natural Resources

- Orchard Park received some needed attention in August. Old shrub beds that had fallen into disrepair were cleared out, backfilled, and overseeded. The backfill material was from excess soil that was left over from the new Scottdale T-ball field project.

- Numerous athletic fields and high-profile areas were aerated and overseeded, including: Graf, 7 Gables, CAC, Orchard, Toohey, Northside, and Memorial Park. Staff will follow up with fertilizer and weed control.
- Repairs were made to the limestone screening path at Northside Park. Low areas that had been washed away during storms have been backfilled, leveled, and compacted.
- Pond maintenance has been particularly challenging this year. Staff are working closely with our pond management contractor to keep the algae under control. It is believed that the above average rainfall, plus high temps lead to the excessive amounts of algae and duckweed.
- Staff cleared the fence line along the north side of 7 Gables Park.
- Trim crews continue mowing, trimming, and weeding parks on both sides of town.
- The mowing crew continues the weekly routine of cutting grass throughout the parks.
- Striping of the soccer, football and lacrosse fields continues on a weekly basis.
- Ballfields are groomed per the schedule daily.
- Staff assists with weekly garbage pick-up throughout the parks.
- Staff continue to water the annuals and all newly planted trees and shrubs.

Conservation

- Storm damage clean up and tree work continues throughout the district.
- Lincoln Marsh work orders were completed.

Fleet Mechanics

- Two new 7x18 flatbed trailers have been added to the trailer fleet and prepped for service.
- The zoo's new Gator utility vehicle was delivered and is being prepared for to put in service.
- The Genie lifts at Arrowhead, Community center, Central Athletic Complex and Memorial Bandshell all received their annual inspections.
- Various hydraulic and equipment services were completed this month.



WHEATON PARK DISTRICT

Wheaton Park

Maintenance Summary Report

Request Date on or after 08/01/2023
Request Date on or before 08/31/2023
RC Code is equal to PSC

| WO Type | # WO | Total Hours | Total Labor Cost | Total Material Cost | Total Contractor Cost | Total Other Cost | Total Cost |
|--------------------------|------------|----------------|------------------|---------------------|-----------------------|------------------|-----------------|
| Standing WO | 14 | 327.75 | 6919.64 | 0.00 | 0.00 | 0.00 | 6919.64 |
| Special Facilities Event | 1 | 3.00 | 61.50 | 0.00 | 0.00 | 0.00 | 61.50 |
| Signs and Banners | 12 | 78.50 | 1945.32 | 0.00 | 0.00 | 0.00 | 1945.32 |
| Service Request | 50 | 718.75 | 16483.62 | 0.00 | 0.00 | 60.95 | 16544.57 |
| Project | 1 | | | | | | 0.00 |
| Preventive Maintenance | 501 | 862.00 | 18867.26 | 183.55 | 0.00 | 35.94 | 19086.75 |
| Inspection | 191 | 21.50 | 515.67 | 0.00 | 0.00 | 0.00 | 515.67 |
| General Maintenance | 4 | 12.25 | 282.33 | 0.00 | 0.00 | 0.00 | 282.33 |
| Corrective Maintenance | 28 | 83.50 | 2045.49 | 114.20 | 0.00 | 728.89 | 2888.58 |
| Total | 802 | 2107.25 | 47120.83 | 297.75 | 0.00 | 825.78 | 48244.36 |
| Average Time | 5.16 | | | | | | |
| Average Cost | 60.16 | | | | | | |



TO: Mike Benard, Executive Director
FROM: Vicki Beyer, Director of Recreation
Jamie Martinson, Superintendent of Recreation Programs
RE: Recreation Department Board Report
DATE: September 20, 2023

Recreation Department- General

- On August 1, the Recreation Department hosted a Day of Play for the Youth residents of the Marian Park Apartment complex. Activities included a tie dye station, bubble station, old fashion games, limbo, and more! Approximately thirty kids enjoyed the 1-hour of fun.



- The Values Committee hosted the All- Staff Picnic and Seasonal Service Awards on Thursday August 3 and the Central Athletic Complex. 150+ staff attended the event and enjoyed lunch from food truck, self-led games, and the seasonal staff award presentation.



Preschool & Camps- Jamie Martinson

- Day Camp concluded in mid- August with over 3,400 campers enrolled throughout the summer.
- Wide Horizons Preschool Program is gearing up for another school year scheduled to start September 5 and 6
- Wide Horizons Preschool Program hosted Parent Orientation on August 23 with over 80 parents in attendance to learn about our program prior to the school year starting.

Creative & Performing Arts- Chad Shingler

- A Theatre camp took place with 12 participants
- A Dance camp took place with 12 participants
- Children's Playhouse had 42 actors Audition for Annie Jr



Mary Lubko Center- Megann Panek

- The Fall edition of the MLC News was mailed to over 1,300 homes in August. It is also available via eblast, on the Park District website and in-person at the Community Center and Mary Lubko Center.
- Our popular Senior Tech Made Simple program discussed Staying Connected in a Digital World with a group of 15 patrons on August 8.
- The AARP Driving program is now being taught by Officer Jill Uhler from the Wheaton Police Department. Her first classes took place on August 30/31 with 20 participants.
- The following MLC Day Trips were hosted in August:
 - August 9 - Tempel Lipizzans – 56 (sold out)
 - August 24 -Buffalos, Bakeries and Bears, Oh My! – 43 (rescheduled to September 7 due to Excessive Heat Warning)

Lincoln Marsh/Green Team- Terra Johnson, Deb Ditchman

- Lincoln Marsh staff presented 58 outdoor education programs and camps to 723 participants in August. These numbers include:
 - 20 environmental education programs to 261 participants.
 - 8 nature camps to 73 campers.
 - 30 teams course programs to 389 participants.
- A total of 48 sessions of nature and adventure camps for 510 participants were hosted by Lincoln Marsh staff this summer.
- WDSRA Rec and Roll program participated in a geocache program at Lincoln Marsh.
- Outdoor educators traveled to EverTrue Pledgemine team in Warrenville to provide cooperative games for their staff.
- Outdoor educators hosted middle school students from St. Alphonsus Academy on the Teams course to kick off their school year.

Customer Service, Gracie Aviles & Lyn Havelka

Customer Service Staff Monthly Training Topics

- Tornado Emergency Procedures
- Fire Emergency Procedures
- Halloween VIP Fun Pass (new this year)
- Gymnastics (Tumbling Times- Addison location)
- Credit receipt signing protocol

DAYTIME COMMUNITY CENTER MANAGER- Gracie Aviles

- Trained night manager on cash daily reports and processes
- Merge/delete accounts as needed.
- Added/removed F.T. & IMRF benefits as requested per H.R.
- Had fun at Marian Park play days – Chad & I provided the music & the dance moves at the Limbo station.

EVENING / WEEKEND COMMUNITY CENTER MANAGER- Lyn Havelka

- Merge/printed billing labels for Wide Horizons
- Completed CPR/AED training on August 29, 2023
- Scheduled front desk CPR/AED training for September 6

Registration/Software- Rick Napier

Registrar/Software Specialist – RecTrac

- Waitlist accommodations – Registrants were transferred from a waitlist to class rosters. Email confirmation receipts as well as courtesy calls were placed.
- Wide Horizon's 2023/24 – The second of nine invoices due on 9/1 have been processed and sent.
- Worked with AIE to resolve issue of Scheduled Reports not emailing to recipients due to Outlook update
- Worked with VSI to resolve refund glitch for AGC Pro Shop
- Split carnival rides ticket sales into 2 different POS buttons for Cosley Zoo
 - Single Ticket
 - Sheet
- Archived Spring and year-round programming
- Began activating, updating, and creating programs for the Winter season
- Attended PayTrac implementation planning meeting with AIE, Finance and Parks depts on 8/10
- Ran RecConnect reports for Marketing Dept
- Created tickets for Children's Playhouse production of *Annie, Jr.*
 - 4 performances, 300 tickets for each- 1200 total.
- Attended PayTrac Discovery Call meeting over Zoom with Finance, Parks, AIE and VSI on 8/31/23

August Leisureship Program Update

- 46 families have been assisted in current fiscal year.
- 50 families had been assisted in previous fiscal year.
- 8% decrease in families requesting assistance in 2023 vs. 2022.

August Refund Summary

- 562 refunds processed.
- 617 refunds were processed in the same month previous fiscal year.
- 8.91% decrease in refunds processed.
 - Total refunds: \$51,221.97 vs. \$54,608.87 in 2022 (6.20% decrease in fees refunded)
 - Check refunds: \$188
 - Household credits: \$24,834.40
 - Credit cards: \$26,199.57
 - Administrative/service fees: \$737

Activity Registration Summary for August

- Total registrations: 4007
- Fees processed: \$345,716.50
- Web registration: 3268
- Web percent: 81.56%
- Walk-in registration: 739
- Walk-in percent: 18.44%
- Resident registration: 3504
- Non-Resident registration: 503

TO: Mike Benard, Executive Director
FROM: Andy Bendy, Director of Special Facilities
RE: September 20, 2023, Board Report

Cosley Zoo – Susan Wahlgren, Zoo Director

Revenue Activities

- A total of 82,948 people visited the zoo through the end of August (14,749 in August) compared to 76,243 during the same timeframe in 2022 (15,179 in August).

Admissions:

| Month | 2023 Revenue | 2023 Avg./Day | 2022 Revenue | 2022 Avg./Day |
|--------------|------------------|--------------------|------------------|--------------------|
| January | \$ 3,847 | \$ 128.23 | \$ 2,967 | \$ 98.90 |
| February | \$ 8,797 | \$ 314.18 | \$ 5,277 | \$ 188.46 |
| March | \$ 12,938 | \$ 417.36 | \$ 23,198 | \$ 748.32 |
| April | \$ 32,237 | \$ 1,074.57 | \$ 26,931 | \$ 897.70 |
| May | \$ 54,546 | \$ 1,759.56 | \$ 40,262 | \$ 1,293.75 |
| June | \$ 51,547 | \$ 1,718.23 | \$ 47,776 | \$ 1,592.53 |
| July | \$ 58,242 | \$ 1,878.76 | \$ 53,954 | \$ 1,740.45 |
| August | \$ 51,344 | \$ 1,656.26 | \$ 46,803 | \$ 1,509.77 |
| Total | \$273,498 | \$ 1,130.16 | \$247,168 | \$ 1,021.36 |

General Revenue/Fundraising:

- The zoo received August operational donations of \$8,065. This brings the 2023 donation total to \$56,650 (not including donations made to the Cosley Foundation).
- In August public duck and chicken feeding opportunities earned \$5,197, bringing 2023 total revenue to \$20,817. Public feedings will continue through mid-October.
- The gift shop and concessions operations continue to do well, having earned gross revenue of \$160,974 as of the end of August, compared to \$155,015 in 2022.

Education Programs and Activities:

- Program and facility rental income is continuing to improve, earning gross revenue of \$159,362 by the end of August. This compares very favorably to 2022 when revenues total \$120,059.
- A total of 51 teens have joined the Junior Zookeeper program for 2023/2024. They will undergo orientation in September.
- The annual Junior Zookeeper trip took place on August 2, with 25 teens making the trek to Lincoln Park Zoo. The teens were treated to special experiences and lunch with some participants from Lincoln Park's teen program.
- On August 11, five teen King Conservation Science Scholars from Brookfield Zoo visited Cosley. During their visit, the teens were able to participate in duck feeding, Coyote Connection program, animal encounters provided by Cosley Zoo JZs, and lunch with several of our teens.
- In support of International Save the Vaquita Day, Education Specialist, Kelly Golbeck put together information on sustainable seafood for two of our JZs to present to interested guests.

- Two of our JZs earned a Zookeeper for a Day experience. JZs are eligible for this opportunity to shadow a zookeeper for an entire day once they have reached 225 cumulative hours.
- The education team welcomes new fall intern Stephanie Delatorre who has previously completed an animal care internship. Stephanie is trying to gain more experience to pursue a career as a zoo educator.

Total Programs –August

| Type of Program | 2023 Number of programs | 2023 Number of participants | 2022 Number of programs | 2022 Number of participants |
|------------------|-------------------------------|-----------------------------------|-------------------------------|-----------------------------------|
| Outreach | 9 | 286 | 10 | 255 |
| Guest Engagement | 169 | 7,166 | 123 | 6,222 |
| Camps | 2 | 28 | 2 | 33 |
| Teen programs | 8 | 48 | 11 | 43 |
| School programs | 9 | 185 | 3 | 67 |
| Scout programs | 0 | 0 | 0 | 0 |
| Family programs | 6 | 118 | 6 | 80 |
| Special Events | 0 | 0 | 0 | 0 |
| Rentals | 12 | 485 | 12 | 506 |
| Total | 215 | 8,316 | 167 | 7,206 |

Virtual VS. On-Site – August

| | Number of Programs | Number of Participants |
|--------------------|--------------------|------------------------|
| On-site In-person | 191 | 7,516 |
| Off-site In-person | 10 | 311 |
| Virtual | 2 | 4 |
| Total | 203 | 7,831 |

(On-site includes JZs, Bookworms, Family Enrichment Workshop, School; Virtual includes JZs, Prerecorded ZTY, Volunteer Open House)

Total Programs – Year-to-Date

| Type of Program | 2023 Programs | 2023 Participants | 2022 Programs | 2022 Participants |
|----------------------------|------------------|----------------------|------------------|----------------------|
| Outreach | 113 | 3,771 | 105 | 3,054 |
| Guest Engagement | 989 | 35,562 | 418 | 23,439 |
| Camps | 7 | 99 | 8 | 130 |
| Teen Programs | 77 | 471 | 64 | 331 |
| School programs | 142 | 3,527 | 103 | 2,359 |
| Scout programs | 12 | 199 | 7 | 108 |
| Individual/Family programs | 33 | 642 | 37 | 483 |
| Special Events | 10 | 1,519 | 7 | 926 |
| Rentals | 72 | 3,365 | 66 | 3,065 |
| Total | 1,455 | 49,155 | 815 | 33,895 |

General Activities:

- The 40th annual Mike Williams Cosley Classic Golf Outing was a sell-out event with 166 golfers. A beautiful day complete with lunch, dinner, gimmicks, raffle, and awards made for a great event.
- The zoo welcomed full-time zookeeper Teddy Argentum and part-time zookeeper Mason Cargola to their team. Teddy previously worked at Cosley Zoo in the capacity of intern

as well as part-time zookeeper. He returned to Cosley Zoo from his full-time position at Phillips Park Zoo,

- Strategic planners Jill Allread and Elizabeth Hennig from Public Communications, Inc. (PCI), conducted focus groups with zoo staff. PCI also developed surveys that will be sent to zoo staff, zoo and park district leadership, and zoo donors and members.
- The zoo held its annual donor appreciation event on August 24. Extreme heat conditions required a last-minute pivot from holding the event at the zoo to hosting it at Arrowhead. More than 70 supporters signed up for the event. Attendees enjoyed a special presentation by Anima Glen Ellyn Childrens Chorus as well as great food and drink provided by Arrowhead.
- The wood deck on the south and east sides of the train station was replaced by contractor Wallfill.
- Staff welcomed a mini Falabella horse named Dolly, who is a mere 31" tall from the ground to the top of her shoulders. The zoo also became home to two adult female porcupines who are currently spending a minimum of 30 days in quarantine. Also joining the zoo are a xanthic (yellow color mutation) Blanding's turtle (for use in education)



- During August staff supported several VIP tours with potential donors.
- A replacement outdoor enclosure for use by ambassador animals as well as emergency holding was installed by Corners Limited in August. Staff will be finishing the project by installing wire in the bottom of the enclosure (to prevent egress via digging) and adding appropriate substrate. The new enclosure offers more safety and flexibility with double entry doors and a shift door allowing the area to be split into two sections.



Arrowhead Food and Beverage
Food and Beverage Director Sean Curry

Banquets

- In August, the banquets team held 50 events.
 - 5 weddings with ceremonies held on site and one surprised guests with a fireworks show.
- The team hosted 10 golf outings and smaller groups that hosted a reception after their rounds.
- Here is a positive review from an event host:

"Thank you and your staff for providing the beautiful environment and professional service that helped to make our anniversary party a family memorable event. Great job! -Eileen Q - Event 8/25/23"

Restaurant

- In August, Arrowhead Restaurant welcomed 7,840 guests.
- Chef Jon and his kitchen staff have created weekly specials for lunch and dinner. They have featured Whitefish panini, Chicken Parmesan Sandwich, Marinated Peaches and Burrata, Hanger Steak Salad and the Pasta alla Norma.
- The restaurant had 6 private events in August.
- Staff hosted another cooking class on August 19: Grilled Desserts. The chef shared his grilling tips and techniques, while enjoying samples and Champagne.
- Here are some nice reviews guests left on OpenTable:

"BLT panini was very good. Bacon was crisp and not soggy. Tomato soup very good as usual. Tiramisu was very good. The decorations of sauces on the plate was delicious and pretty. Our server Kathy was exceptional. She made sure to check on us numerous times."

Arrowhead Golf Club
Director of Golf Operations Bruce Stoller

- August temperatures averaged near normal even though it saw two record high temperatures, the first triple digit reading since 2012, and the highest heat index ever recorded in our area. It was also very dry as we only saw about 31 percent of normal rainfall and the area moved back into the first stage of drought.
- We hosted five large outings during the month with all of them utilizing the banquet hall for their post golf events. Three of the five were charitable fundraisers while one was a political fundraiser, and one was hosted by a trade organization.
- Arrowhead is again hosting the boys and girls' teams from Wheaton North and South with tryouts taking place early in the month and matches starting the following week. The state tournament schedule has been moved up this year so the majority of activity will conclude before the end of September.
- Staff continued our relationship with Women on Course by hosting multiple lesson and playing opportunities for their members and guests.
- Interest in large golf outings has been very strong for 2024 with a renovation project at an area course leaving several groups looking for a location for their 27-hole events.
- Staff met with two companies to begin the process of updating our GPS units after the current lease expires in November. A third company sent a demonstration unit so we could see it firsthand and test functionality.
- Building maintenance projects have included: installing locking drain covers in the kitchens; repairing the panini press, Quarterly cleaning of multiple ice machines, a leak in the wall behind the main dishwasher; patching a crack in a mop sink; installing a

new compressor in a kitchen line cooler; pulling wire and starting to install new security cameras; replacing the battery backup for the computer system; working with AIE to switch to a new backup internet line; cleaning air vents; spot cleaning carpeting.

- Grounds maintenance projects have included: completing evaluations and end of year paperwork for part-time staff leaving for school; clean-up after a couple of strong thunderstorms; combated the extreme heat and humidity by applying chemicals to assist with water retention and disease prevention, hand watering greens, spot irrigating fairways, and adjusting mowing practices.

| | 2023 | 2022 | 2021 | 2020 | 2019 | 5 Yr. Avg. |
|--------------------|--------|--------|--------|--------|--------|------------|
| August Paid Rounds | 9,098 | 9,679 | 9,199 | 9,834 | 8,609 | 9,284 |
| YTD Paid Rounds | 50,136 | 45,529 | 48,559 | 37,521 | 40,999 | 44,549 |

DuPage Historical Museum- Michelle Podkowa
Manager & Educator; Emily O'Brien, Curator

Collections and Exhibits

- Staff moved nearly 15,000 artifacts in preparation for the restoration project.
- Curator moved more cabinets of artifacts for their safety during the restoration project at the contractors request.

Education, Outreach, and Events

- All Aboard Train Camp is hosting 16 children.
- The last week of camp hosted 25 students in two sessions of Minecraft LEGO.
- Staff continues writing and editing two presentations for organizations in September.
- Staff worked to move five events to the Community Center during the restoration project at the Museum. Two more are on hold to move depending on the construction schedule.
- The History of the Chicago, Aurora and Elgin Railway event hosted 54 people.
- Staff met with marketing to prepare ticket sales for Santa Express.

Marketing

- Marketing wrote construction social media posts, created signs and added website updates.
- A summer camp survey was sent out to allow feedback.
- Marketing is working with BeLocal Magazine for Museum staff to provide historic content.
- An eblast was sent for September and October events.
- Instantly Iconic is the theme for 2024. It will be used for social media and the newsletter.

Administration, Rentals, Building, Training and Safety

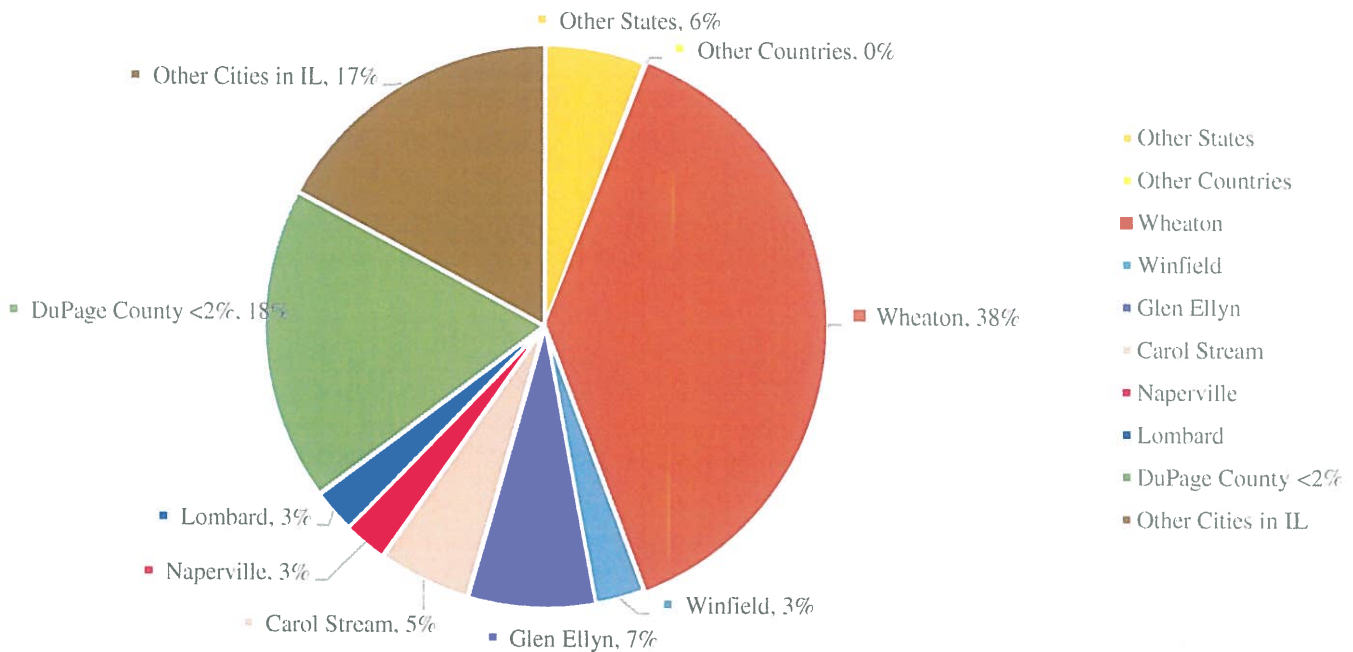
- Manager continued daily coordination with the contractor during the restoration project. The 36th IL Infantry National Colors and the 8th IL Calvary Guidon were moved for the project.
- Staff and volunteers assisted at Brew and Seltzer Fest on August 5.
- Staff showed the City of Wheaton the architectural walking tour to see if they want to incorporate it into their orientation process.
- Thank you to Brady Hagerman for being our intern this summer and assisting with 3 exhibits, several summer camps and events, and learned how to greet visitors at the front desk.
- Staff worked on a grant proposal for \$2,500 for the DuPage Foundation.

- Staff continues to work with County regarding the Enduring Values and Heritage Gallery QBS process.
- Curator attended Veterans Resource Fair at DuPage County on August 29, speaking to nearly 40 veterans about the Museum and its Voices of DuPage oral history program.
- Staff began final report for the 2022 DuPage Foundation grant due in November.

Foundation

- Staff helped with concessions and outreach table at the Shakespeare in the Park event.
- Staff met with marketing and special facilities staff to go over the 2024 Foundation budget.

August 2023 Visitor Demographics by Location



Total Visitors for August 2023: 520 (compared to 422 in August 2022)

Total Visitors for 2023: 4,023 (compared to 2,926 in 2022)

Shop Sales August 2023: \$172.18 (compared to \$75.94 in August 2022)

Annual Shop Sales 2023: \$1,846.83 (compared to \$1,015.08 in 2022)

TO: Mike Benard, Executive Director
FROM: Margie Wilhelmi, Director of Marketing and Fund Development
RE: September 20, 2023, Board Report

+ Marketing

Purchase over \$10,000

Per board approval on September 20, the Wheaton Rotary AM payment of \$11,809.59 will be issued by end of the month for 50% of the proceeds from the 2023 Super Hero Fun Run Event.

Arrowhead Restaurant, Golf Course & Driving Range

Oktoberfest menu begins September 14. Weekly restaurant specials continue to be promoted through social media along with the upcoming 3-person scramble.

Cosley Zoo

An announcement about the new addition to the zoo, Dolly, the mini horse, has been communicated via email and on social media. Uncorked Wine Event marketing continues with 256 registered as of September 7. A post card is under development for distribution to educators.

DuPage County Historical Museum

Content for eblasts that were sent out included Shakespeare, a camp survey, October Fest save the date and The Roarin' Elgin programming. Social media content includes information about the renovations, event promotion for October Fest, Night at the Museum and programming, a post was shared on National Non-Profit Day thanking volunteers, and one about Glennette Tilley Turner for her Lifetime Achievement Award.

Parks Plus Fitness Center

Beat the Heat Sale ran through August 31. 131 memberships were sold, \$32,779.80 net profit. Marketing continues for the temporary relocation with a social media post on August 20 and 22 announcing the closed day, and re-opened. Directional signage was printed and delivered to the Community Center. Social media posts are planned to be shared out as more information becomes available about updates.

Aquatics

Pool season wrapped up on Labor Day weekend.

Top Social Media Posts for February

Facebook

| | | |
|--|-----------|-------------|
| • Brewfest Thank you | August 8 | Reach 2,517 |
| • Cosley Classic Thank you | August 10 | Reach 2,085 |
| • Aquatics Thank you & Fall Announcement | August 11 | Reach 2,803 |
| • Briar Patch Park spotlight | August 13 | Reach 2,929 |
| • Shakespeare event promotion | August 21 | Reach 2,288 |

Instagram

| | | |
|--|-----------|-----------|
| • Warhol soup can | August 4 | Reach 627 |
| • Aquatics Thank you & Fall Announcement | August 11 | Reach 711 |
| • Briar Patch Park spotlight | August 13 | Reach 823 |

Email Marketing

| E-blast/Subject | Date | Open Rate |
|------------------------------|-----------|-----------|
| SES weekend 3 | August 7 | 4.7% |
| Shakespeare event promo | August 16 | 3.1% |
| Community Center renovations | August 18 | 3.1% |
| September WPD Newsletter | August 30 | 4.5% |

In August 39 people subscribed to receive our email newsletters

✚ PAST EVENTS

Memorial Park Concert Series | August 11 and 12

The Summer Entertainment Series concerts continued with Simple Men and Southern Nights and Gold Dust Dreams with 818 tickets sold. Without U2 and Trippin Billies played to a packed house with 1454 tickets sold. To date, more than 7600 tickets have been sold for the 2023 Summer Entertainment Series.

Shakespeare in the Park | August 24-26, 2023

Memorial Park featured Shakespeare in the Park with a lively performance of Twelfth Night. With extreme heat the week of the play, Thursday night's performance was cancelled. The Friday and Saturday night performances drew large crowds with an estimated 1000+ attendees on Friday and 1200+ on Saturday. The production was hosted in partnership with Wheaton College Arena Theater.

✚ UPCOMING EVENTS

Memorial Park Summer Concert Series | September 8 and 9

The final weekend of the Summer Entertainment Series will feature a unique co-headlining performance from Billy Elton and The Chicago Experience on September 8, who will perform several songs together on stage. As of 9/7, there are 1,100 tickets sold. On Saturday, September 9 we will feature a performance from the DuPage Symphony Orchestra. This performance will be free to attend.

Light the Torch 5K Night Run | September 30

Light the Torch 5K Night Run is celebrating its 10th anniversary this year! As of September 7, there are 460 registered and \$32,000 in sponsorship is secured. Runners are also encouraged to stop by the October Fest festivities (games and carnival rides, craft activities, live music, food and beer tent).

Reindeer Run | December 2

The 12th Annual Lions Club Reindeer Run returns on December 2! Participants of this fun and festive 5K will receive a commemorative shirt, antlers, and a finisher medal. Runners and walkers are encouraged to dress up to show off their holiday spirit! As of September 7, 141 runners are registered for the run and \$7,750 has been secured in sponsorship.

Fund Development – Cosley Zoo

✦ Cosley Foundation

Cosley Celebrates You | Thursday, August 24, 2023

The Cosley Celebrates You event took place at Arrowhead Golf Club and hosted 63 donors, community supporters and friends of Cosley Zoo.

Pumpkin Fest | October 1 – October 31

Sponsorship solicitations have begun for this event. To date, we have \$1,500 in sponsorships secured.

Festival of Lights | November 24 – December 30

Sponsorship solicitations have begun for this event. To date, we have \$5,000 in sponsorships secured.

Cosley Zoo Gala | September 7, 2024

The internal committee, consisting of staff and Cosley Foundation board members, will meet in September to discuss the direction of the event. We will then solicit community members to engage in this event and begin planning.

Appeals

The Fall Appeal will be sent out in mid-September. The year-end appeal will be sent out around Thanksgiving week.

Membership

During August, we had 55 new members join and 59 members renew.

✦ DuPage County Historical Museum Foundation

October Fest | September 30

We have secured \$4,000 in sponsorships for October Fest. We will have carnival rides, live entertainment, a beer garden and children's crafts.

Night at the Museum | October 20

We have secured \$500 in sponsorships for Night at the Museum. Ticket sales went live on August 28 and as of 9/7, we have 19 people registered.

Year End Appeal

The Year End Appeal process has begun. The appeal will be sent in the mail in early November.

Membership

We are currently reviewing the membership structure for the Museum. In August, we gained eight members and had three members renewed.

✦ Play For All Playground & Garden Foundation

Summer Play Days

The four playdays were very well attended. New this year was the addition of the \$5 suggested family donation. This brought in revenue of \$504.00.

Summer Appeal

The appeal letter was mailed and emailed the last week of August. As of September 7, a total of \$55.00 has been received in donations.