



# Wheaton Park District

**Wheaton Park District Board of Commissioners Regular Meeting  
Wednesday September 21, 2016 7:00 p.m.  
City of Wheaton Council Chambers 303 W. Wesley Street Wheaton, Illinois**

## **PUBLIC NOTICE**

**September 15, 2016**

Public notice is hereby given that the Board of Park Commissioners of the Wheaton Park District, DuPage County, Illinois (the "Park Board") will hold a meeting at 7 pm on Wednesday, September 21, 2016. The meeting will take place at Wheaton City Hall, 303 W. Wesley, Wheaton, IL. Please contact Michael J. Benard, Board Secretary, for further information.

[mbenard@wheatonparks.org](mailto:mbenard@wheatonparks.org)

Michael J. Benard  
Secretary

**The Agenda for the September 21, 2016 Meeting is as  
Follows:**

Persons with disabilities requiring reasonable accommodation to participate in this meeting should contact the park district's ADA Compliance Officer, Michael Benard, at the park district's Administrative Office, 102 E. Wesley Street, Wheaton, IL Monday through Friday from 8:30 am until 4:30 pm at least 48 hours prior to the meeting. Requests for a qualified ASL interpreter require five (5) working days advance notice. Telephone number 630.510-4944; fax number 630.665.5880; email [dsiciliano@wheatonparks.org](mailto:dsiciliano@wheatonparks.org)



# Wheaton Park District

**Wheaton Park District Board of Commissioners Regular Meeting  
Wednesday September 21, 2016 7:00 p.m.  
City of Wheaton Council Chambers 303 W. Wesley Street Wheaton, Illinois**

## **AGENDA**

### **CALL TO ORDER**

### **PRESENTATIONS**

Programs for Active Adults and Seniors

### **COMMUNITY INPUT**

Public comments are important to the Board. However, it is the Board's policy not to take action on items until time has been taken to gather information and discuss all options. Lack of action does not imply lack of interest in the issues. During the community input portion of the agenda the board typically will ask residents to provide input prior to accepting input from non-residents.

### **CONSENT AGENDA**

Consent Agenda items are considered by the Park District to be routine and will be enacted in one motion. There will be no separate discussion on these items. If a member of the Park Board requests, a Consent Agenda item will be removed from the Consent Agenda and considered as an individual item at the end of old or new business.

- A. Amendment to the Personnel Policies of the Wheaton Park District to Comply with Illinois House Bill 6162, the Employee Sick Leave Act. The Bill was Signed into law by the Governor in August 2016, and takes effect on January 1, 2017
- B. Approval of the Regular Meeting Minutes of the Wheaton Park District Board of Commissioners from August 17, 2016
- C. Approval of the Finance Subcommittee Meeting Minutes of the Wheaton Park District Board of Commissioners from September 7, 2016
- D. Approval of the Buildings and Grounds Subcommittee Meeting Minutes of the Wheaton Park District Board of Commissioners from September 7, 2016
- E. Approval of Accounts Payable for the Wheaton Park District for the Period Beginning August 10, 2016 and Ending September 13, 2016 in the Amount of \$1,511,148.39

Persons with disabilities requiring reasonable accommodation to participate in this meeting should contact the park district's ADA Compliance Officer, Michael Benard, at the park district's Administrative Office, 102 E. Wesley Street, Wheaton, IL Monday through Friday from 8:30 am until 4:30 pm at least 48 hours prior to the meeting. Requests for a qualified ASL interpreter require five (5) working days advance notice. Telephone number 630.510-4944; fax number 630.665.5880; email [dsiciliano@wheatonparks.org](mailto:dsiciliano@wheatonparks.org)



# Wheaton Park District

**Wheaton Park District Board of Commissioners Regular Meeting  
Wednesday September 21, 2016 7:00 p.m.  
City of Wheaton Council Chambers 303 W. Wesley Street Wheaton, Illinois**

## **UNFINISHED BUSINESS**

## **NEW BUSINESS**

1. Recommendation to Place the Proposed 2017 Budget and Appropriation Ordinance on 30 day Public Inspection
2. Ordinance 2016-05 – An Ordinance Approving the Disposal and Sale of Personal Property Owned by the Wheaton Park District
3. Recommendation to Increase Arrowhead Greens Fees for Park District Residents by \$1 for 9 holes and by \$2 for 18 holes
4. Recommendation to Increase Arrowhead Greens Fees for Non Park District Residents by \$1.50 for 9 holes and by \$3 for 18 holes
5. Recommendation to Increase Zoo Admission Fees for Non Park District Resident Adults and Senior Citizens by \$2. All Children regardless of Residence Remain Free of Charge and Park District Resident Adults and Seniors Remain Free of Charge
6. National Recreation and Park Association Educational Conference and Exposition – Approval of Commissioner Attendance not to exceed \$2,500 per Attendee
7. Recommendation to Approve a Donation Agreement Between the Cosley Zoo Foundation Inc. and the Wheaton Park District for a \$500,000 Donation to the Wheaton Park District with \$250,000 Donated in December 2016 and \$25,000 Donated Annually beginning in December 2017 until the Donation Balance is Reached – This Donation is Made to Pay the Costs Associated with the Construction of the Animal Welcome Center / Quarantine Facility for Cosley Zoo
8. Bid Results and Recommendation for the Construction of an Animal Welcome Center / Quarantine Facility for Cosley Zoo to Meet the Accreditation Standards of the American Zoo and Aquarium Association – It is Recommended that the Wheaton Park District Board of Commissioners Accept the Low Bid from Kandu Construction for an Amount not to Exceed \$558,108

Persons with disabilities requiring reasonable accommodation to participate in this meeting should contact the park district's ADA Compliance Officer, Michael Benard, at the park district's Administrative Office, 102 E. Wesley Street, Wheaton, IL Monday through Friday from 8:30 am until 4:30 pm at least 48 hours prior to the meeting. Requests for a qualified ASL interpreter require five (5) working days advance notice. Telephone number 630.510-4944; fax number 630.665.5880; email dsiciliano@wheatonparks.org



# Wheaton Park District

## Wheaton Park District Board of Commissioners Regular Meeting

Wednesday September 21, 2016 7:00 p.m.

City of Wheaton Council Chambers 303 W. Wesley Street Wheaton, Illinois

9. Bid Results and Recommendation for the Restoration of the Monument at the Entrance of Northside Park - It is Recommended that the Wheaton Park District Board of Commissioners Accept the Low Bid from Marion Inc. for an Amount not to Exceed \$55,180
10. Bid Results and Recommendation for Asphalt Projects at Graf Park and Seven Gables Park - It is Recommended that the Wheaton Park District Board of Commissioners Accept the Low Bid from Brothers Asphalt for an Amount not to Exceed \$228,523.58 plus a Contingency Amount of \$21,000 in the Event Poor Soils are Discovered
11. Bid Results and Recommendation for the Parking Lot Expansion Project at Arrowhead Golf Club - It is Recommended that the Wheaton Park District Board of Commissioners Accept the Low Bid from Evans and Son for an Amount not to Exceed \$228,810
12. Bid Results and Recommendation for the Ice Rink Equipment Project at the Central Athletic Complex - It is Recommended that the Wheaton Park District Board of Commissioners Accept the Low Base Bid from Custom Ice USA with Alternate #1 and sub-headers for an Amount not to Exceed \$134,100
12. Bid Results and Recommendation for the Central Portable Ice Rinks Project at the Central Athletic Complex  
It is Recommended that the Wheaton Park District Board of Commissioners Accept the Low Bid from Custom Ice for an Amount not to Exceed \$134,100
13. Bid Results and Recommendation for the Central Park Ice Rink Permeable Paver Pad Project at the Central Athletic Complex  
It is Recommended that the Wheaton Park District Board of Commissioners Accept the Low Bid from V3 for an Amount not to Exceed \$402,000.

### REPORTS FROM STAFF

Leisure Center Annual Report  
Staff Reports  
Executive Director Report

### BOARD DISCUSSION / SUBCOMMITTEE REPORTS

Persons with disabilities requiring reasonable accommodation to participate in this meeting should contact the park district's ADA Compliance Officer, Michael Benard, at the park district's Administrative Office, 102 E. Wesley Street, Wheaton, IL Monday through Friday from 8:30 am until 4:30 pm at least 48 hours prior to the meeting. Requests for a qualified ASL interpreter require five (5) working days advance notice. Telephone number 630.510-4944; fax number 630.665.5880; email dsiciliano@wheatonparks.org



# Wheaton Park District

**Wheaton Park District Board of Commissioners Regular Meeting  
Wednesday September 21, 2016 7:00 p.m.  
City of Wheaton Council Chambers 303 W. Wesley Street Wheaton, Illinois**

## **CLOSED SESSION**

- a. Appointment, Employment, Compensation, Discipline, Performance, or Dismissal of Specific Employees, 5ILCS 120/2 (c) (1)
- b. Purchase or Lease of Real Property, 5ILCS 120/2 (c) (5)
- c. Setting of Price for Sale or Lease of Property Owned by the Public Body, 5ILCS 120/2 (c) (6)
- d. Pending, probable or imminent litigation, 5ILCS 120/ 2 (c) (11)
- e. Approval, Review and Release of Closed Session Minutes, 5ILCS 120/2 (c) (21)

## **POSSIBLE ACTION ON ITEMS DISCUSSED IN CLOSED SESSION**

## **ADJOURNMENT**

Persons with disabilities requiring reasonable accommodation to participate in this meeting should contact the park district's ADA Compliance Officer, Michael Benard, at the park district's Administrative Office, 102 E. Wesley Street, Wheaton, IL Monday through Friday from 8:30 am until 4:30 pm at least 48 hours prior to the meeting. Requests for a qualified ASL interpreter require five (5) working days advance notice. Telephone number 630.510.4944; fax number 630.665.5880; email dsiciliano@wheatonparks.org

Consent A

# FRANCZEK RADELET

ATTORNEYS & COUNSELORS

## New Illinois Law Permits Employees to Use Accrued Sick Leave for Family Medical Care

September 1, 2016

By **Patrick DePoy**

Last week, Governor Rauner signed into law **House Bill 6162**, the Employee Sick Leave Act ("the Act"). Under the Act, "personal sick leave benefits" provided by employers for absences due to an employee's illness, injury, or medical appointment are now extended to the employee's family members. In other words, beginning January 1, 2017, the Act will require Illinois employers who already provide sick leave for the employee's own medical needs to permit employees to use that leave for the medical needs of their family members.

The Act defines "personal sick leave benefits" as time accrued and available to an employee to be used as a result of absence from work due to personal illness, injury, or medical appointment. However, the Act specifically excludes absences from work for which compensation is provided through an employer's plan, such as short-term and long-term disability plans. Absent from the Act is any clarification as to whether or not more general "paid time off" may also be used for family care. The Department of Labor will draft rules and regulations which may clarify what type of "leave benefits" are covered by the Act.

The Act defines "family members" broadly. Employees can use personal sick leave for an illness, injury, or medical appointment of a child, spouse, sibling, parent, mother-in-law, father-in-law, grandchild, grandparent, or stepparent. For any listed family member, an employee may use personal sick leave benefits on the same terms upon which the employee is able to use sick leave benefits for the employee's own illness or injury.

The Act does not provide totally unfettered use of sick leave time for family care. While the Act itself does not limit the maximum amount of time an employee may take, it does provide that such leave can be used for "reasonable periods of time" based on the necessary attendance of the employee. Further, the Act allows an employer to limit the amount of leave to an amount not less than the personal sick leave that would be accrued during six months at the employee's rate of accrual. Put differently, an employer may cap an employee's leave for family medical care to the amount of personal sick time that employee would accrue over a six-month

period. Additionally, the Act does not extend the maximum amount of leave an employee may take under the Family and Medical Leave Act.

The Act prohibits employers from denying an employee the right to use personal sick leave benefits in accordance with the Act. The Act also prohibits retaliation for requesting leave, or discharging, threatening to discharge, demoting, suspending, or in any manner discriminating against an employee for using personal sick leave benefits in accordance with the Act. Employees who believe their rights have been violated may file a complaint with the Illinois Department of Labor.

It is important to note that the Act does not require any employer to create sick leave benefits for its employees. In other words, if an employer does not currently offer "personal sick leave benefits" to its employees, the Act does not mandate it do so now. However, earlier this summer, Chicago **passed an ordinance** which does require employers operating within the City to provide paid sick leave. If an employer already provides leave benefits for an employee to care for a family member as required by the Act, the employer need not modify its policies. Therefore, employers should review their policies and handbooks to determine whether the Act applies to their benefits, and ensure that proper revisions are made before the law takes effect.

### **More Information**

Patrick M. DePoy  
pmd@franczek.com  
312.786.6547

### **Related Practices**

Labor & Employment

### 5.3.4 Personal Days

Regular full-time employees who have completed at least six (6) months of continuous full-time employment (i.e., employed prior to July 1st) shall be granted two (2) personal days at the start of the next calendar year following the date of hire. A regular full-time employee who has completed less than six (6) months of continuous regular full-time employment (i.e., was employed after July 1st) shall be granted one (1) personal day at the start of the next calendar year.

An employee who wishes to use a personal day must submit a request to his/her supervisor at least one (1) week in advance of the desired date. Approval shall be based on organizational needs. Unused personal days may not be carried over from year to year and are considered forfeited if not used by the end of the calendar year. Employees are not entitled to payment for unused personal days upon separation of employment from the District.

### 5.3.5 Sick Leave

Regular full-time employees are entitled to paid sick leave, which is granted by the Park District at the rate of one (1) sick leave day per month of employment. Employees shall utilize sick leave for their own illness, injury, or medical appointment or for the illness, injury, or medical appointment of a spouse, parent, legal guardian, grandparent, child, sibling, grandchild, mother-in-law, father-in-law, or step-parent. Employees absent from work due to a workers' compensation injury or occupational illness and who are receiving benefits through the Park District's Workers' Compensation Policy are not eligible to receive paid sick leave.

The Executive Director may require the employee to provide a Certification of Health Care Provider form to substantiate the reason for the employee's absence. Additionally, if the Executive Director or the Human Resource Department receives information that casts doubt on the employee's stated reason for the absence or the continuing validity of the absence, the employee may be required to have an independent examination by a physician selected and paid for by the Park District.

Employees may accrue up to thirty (30) days of unused sick leave to roll over each calendar year. An employee with thirty (30) days of accrued unused sick leave will continue to receive twelve (12) days each calendar year, as described above. Following the end of each calendar year, employees will be paid out for half (1/2) of their unused sick days in excess of thirty (30) days. The remaining balance will be forfeited and applied toward additional IMRF service credit at the time of retirement from the District and in accordance with IMRF policy. Employees separating from employment with the District will not receive payment for any unused sick leave.

An employee on an unpaid absence of 30 or more days shall stop accruing sick time.





# Wheaton Park District

Consent B

**Wheaton Park District Board of Commissioners Meeting  
Wednesday August 17, 2016 7:00 p.m.  
City of Wheaton Council Chambers  
303 W. Wesley Street Wheaton, Illinois**

**CALL TO ORDER** –President Hodgkinson called the meeting to order at 7:00 p.m. Commissioners Frey, Kelly, Mee, Morrill, Vires and were present.

Commissioner Schobel was absent

## **PRESENTATIONS**

Early Childhood/Teen Programs

Recreation Supervisor Cristin Hanlon stated that Wide Horizons Preschool begins on August 29, and there are a few spots available. Holiday Break Teen Travel Fall Trips will begin November 21<sup>st</sup> through November 23, Winter Break begin December 21 and 22<sup>nd</sup>. The Teen Service Series starting in September was designed for teens to give back and earn service hours for their school or clubs. Some of the service projects available are for the West Suburban Humane Society, Ronald McDonald House, Boo Bash, Halloween Happenings and Northern IL Food Bank all are in cooperation with the Glen Ellyn Park District.

## **COMMUNITY INPUT**

None

## **CONSENT AGENDA**

- A. Approval of the Disbursements totaling \$1,529,569.67 for the period beginning July 13, 2016 and ending August 9, 2016.
- B. Approval of Meeting Minutes from July 20, 2016
- C. Approval of Finance Subcommittee Minutes from August 4, 2016
- D. Approval of Buildings and Grounds Subcommittee Minutes from August 4, 2016
- E. Approval to Issue Check for \$11,270 for Wheaton Police Department for service at Taste of Wheaton

Commissioner Mee moved to approve the consent agenda as presented. Seconded by Commissioner Morrill.

Commissioner Mee asked that the August 4<sup>th</sup> Finance minutes reflect that he entered that meeting at 5:05 p.m.

Motion passed by roll call vote.

Ayes: Vires, Morrill, Mee, Kelly, Frey, Hodgkinson

Nays: None

Abstain: None

Absent: Schobel

## UNFINISHED BUSINESS

None

## NEW BUSINESS

### 1. Bid Results and Recommendation for 2017 Program Guide Printing Services

It is recommended that the Wheaton Park District Board of Commissioner's approve a contract with The Strathmore Company for the printing services of the 2017 program guides in the amount of \$40,836 for lowest page count and \$72,020 for highest page count.

Commissioner Kelly moved to approve a contract with The Strathmore Company for the printing services of the 2017 program guides in the amount of \$40,836 for lowest page count and \$72,020 for highest page count. Seconded by Commissioner Mee.

Motion passed by roll call vote.

Ayes: Vires, Morrill, Mee, Kelly, Frey, Hodgkinson

Nays: None

Abstain: None

Absent: Schobel

### 2. Bid Results and Recommendation for 2017 Program Guide Delivery

It is recommended that the Wheaton Park District Board of Commissioner's approve mail delivery of all four 2017 program guides (winter, spring, summer, and fall) with AMZO Zip Mailing Services, Inc. in the amount of \$51,528.

Commissioner Frey moved to approve mail delivery of all four 2017 program guides (winter, spring, summer, and fall) with AMZO Zip Mailing Services, Inc. in the amount of \$51,528. Seconded by Commissioner Kelly.

Commissioner Mee asked Executive Director Benard that since they were the sole bidder in the process was there any reason to rebid this, He also asked if they were the only bidder last time. Executive Director Benard stated that yes they were the sole bidder both times. Staff has been very happy with AMZO and that they are within budget between both printing and delivery. Commissioner Kelly asked if we used to just mail the program guides. Benard stated we did at a bulk rate and we had many problems with it. He explained that AMZO is a hybrid service between mail and delivery.

Motion passed by roll call vote.

Ayes: Vires, Morrill, Mee, Kelly, Frey, Hodgkinson

Nays: None

Abstain: None

Absent: Schobel

3. Bid Results and Recommendation for 2016 Fencing Bid

It is recommended that the Wheaton Park District Board of Commissioner's approve the following:

Northern Illinois Fence	Item 1 Seven Gables Backstops Item 2 Atten Backstops Item 3 Graf Dugout	\$156,525
Arena Fence	Alt 4A Central Ornamental Steel Along Illinois St. Alt4C Central Ornamental Steel Along Mariano's Dr.	\$64,220
Classic Fence	Item 5 Cosley Keibler Barn Fence Alt 6A Arrowhead Parking PVC Privacy Fence	\$73,820
Total		\$294,565

Commissioner Kelly moved to approve the bid from Northern Illinois Fence for Item 1 Seven Gables Backstops, Item 2 Atten Backstops and Item 3 Graf Dugout in the amount of \$156,525. Seconded by Commissioner Mee.

Motion passed by roll call vote.

Ayes: Vires, Morrill, Mee, Kelly, Frey, Hodgkinson

Nays: None

Abstain: None

Absent: Schobel

Commissioner Kelly moved to approve the bid from Arena Fence for Alt4C Central Ornamental Steel along Illinois Street, Alt 4C Central Ornamental Steel along Mariano's Drive. In the amount of \$64,220. Seconded by Commissioner Frey.

Motion passed by roll call vote.

Ayes: Vires, Morrill, Mee, Kelly, Frey, Hodgkinson

Nays: None

Abstain: None

Absent: Schobel

Commissioner Kelly moved to approve the bid from Classic Fence for Item 5 Cosley Keibler Barn Fence and Alt 6A Arrowhead Parking PVC Privacy Fence. In the amount of \$73,820. Seconded by Commissioner Morrill.

Motion passed by roll call vote.

Ayes: Vires, Morrill, Mee, Kelly, Frey, Hodgkinson

Nays: None

Abstain: None

Absent: Schobel

4. Action Item -- Recommendation to engage Lauterbach and Amen for professional Audit services for the Wheaton Park District

Commissioner Mee moved to approve engaging Lauterbach and Amen for professional Audit services for the Wheaton Park District for a three year period. Seconded by Commissioner Morrill.

Commissioner Mee stated that these were discussed at the Finance subcommittee meeting, and that the lowest bidder didn't have experience with park districts and was also higher on their price for the foundations.

Executive Director Benard read the following prices:

Wheaton Park District

Year One: \$17,300

Year Two: \$17,700

Year Three: \$18,100

Cosley Zoo Foundation

Year One: \$4,500

Year Two: \$4,600

Year Three: \$4,700

Dupage County Historical Museum Foundation

Year One: \$2,500

Year Two: \$2,575

Year Three: \$2,650

Play For All Foundation

Year One: \$2,300

Year Two: \$2,255

Year Three: \$2,410

Total Audit Fees:

Year One: \$26,600

Year Two: \$27,230

Year Three: \$27,860

President Hodgkinson asked Finance Director Trainor to clarify that this is for the years 2017 through 2019. Trainor stated that was correct.

Motion passed by roll call vote.

Ayes: Vires, Morrill, Mee, Kelly, Frey, Hodgkinson

Nays: None

Abstain: None

Absent: Schobel

## 5. Review of Health Insurance Programs

Executive Director Benard stated we are not seeking action at this time. We are in middle of year one of a three year contract with PDRMA. However, as health insurance costs are a significant portion of the park district's budget, it is responsible to continue to seek alternatives that may save money without affecting employees in an adverse manner. There has been recent legislative relief to allow a member of a pool like ours to give 120 days' notice to withdraw. We can leave PDRMA if we wish according to our legal counsel with no penalty if we give one year's notice; however if we use the 120 days' notice PDRMA's bylaws state that we would owe them one year of premiums which will equal the \$1.4 Million that we pay them yearly. Benard doesn't think this would be a good route for us to take. We are also members of property casualty with PDRMA. We would be expelled from property casualty as well if we didn't pay our bill for the health portion of the contract. We have no reason to believe that we can do better in the property casualty portion. We are very happy with both property casualty and health; we just know that a larger pool could save the district money. If we went with IPBC that has a larger pool of larger municipalities than us we could do better cost wise for the tax payers and our employees. Benard recommends we stay the course with PDRMA for now and possibly bring before the finance meeting in September to put a year notice for withdrawal from PDRMA if IPBC would be interested in honoring the quotes for stabilized rate for 18 months.

### **REPORTS FROM STAFF**

Executive Director Benard thanked Rob Sheridan and the Wheaton Warrenville High School Coach Muhich and teams for their workday painting the retaining wall and picking up rocks at Central Athletic Complex.

Commissioner Morrill thanked Community Center Director Vicki Beyer for a very good annual report. He especially liked page 11 and 12 regarding customer service standards.

Commissioner Mee likes the Community Center mission statement, and that he believes the Community Center staff does all that the statement says. Mee asked Vicki what was the cause for revenue decrease. Beyer stated that it was from less open gym time. Mee thought the national customer service week was excellent. Beyer stated it was well received Mee asked about the message centers. Beyer stated she is working with Superintendent of Marketing Kristina Nemetz who found a contact that will work on signage at the Community Center.

President Hodgkinson congratulated Beyer on a good report.

Commissioner Vires congratulated staff on the Cosley Classic. He also congratulated superintendent of Special Facilities Dan Novak and Superintendent of Marketing Kristina Nemetz on a great job with Brewfest. He noticed that the restaurants in downtown Wheaton were packed afterwards and commented that it was great for the economics of downtown and for CASA and the Dupage County Historical Museum. Commissioner Mee also congratulated staff on these events; he knows there is a lot to putting these events together, he also recognized CASA with their involvement with this event. Mee commended staff on the auction of obsolete equipment which earned approximately \$24,000.

President Hodgkinson stated that this Saturday there will be a Play Day at the Sensory Playground off of Navistar Lane. Shakespeare in the park is the following week and the park district has a Go Fund Me account set up for this.

Commissioner Morrill congratulated staff on the Com Ed Grant received for the Nature Play area at Lincoln Marsh. He also congratulated Aquatics and Safety Manager Wendy Russell on the Ellis and Association Lifeguard Audit.

## **BOARD DISCUSSION / SUBCOMMITTEE REPORTS**

### **ADJOURNMENT**

At 7:36 p.m., Commissioner Kelly moved to adjourn the meeting. Commissioner Frey seconded. Motion passed by voice vote.

**Wheaton Park District  
Building, Grounds and Capital Projects Subcommittee Meeting Minutes  
September 7, 2016  
4:30pm Community Center**

Commissioner Kelly called the meeting to order at 4:30 p.m. President Hodgkinson, Commissioners Morrill, and Vires, were present. Commissioner Mee arrived at 5:30 p.m.

Staff in attendance: Executive Director Benard, Executive Assistant Siciliano Director of Parks and Planning Sperl, Superintendent of Planning Hinchee, Intern Mike Walsh

**Possible Full Board Action Required – Indicated by Underlining**

**A. Previous Minutes**

1. August 4, 2016 – approved in August

Discussion Items

**B. Previous Action Items**

1. Community Center Building Envelope Study – Meeting September 1  
Commissioner Kelly stated that we now have a good study of the Community Center building envelope problems and that we need to begin repairs in 2017 in order to minimize the damage caused by prolonged water infiltration. He also thought the estimates for the repairs from the Williams report might be a little high. Commissioner Kelly asked staff to request a formal proposal from Williams for architectural services to prepare bid documents. He also stated that the 10% budgeted for design documents seems high for services related to this type of work. Director of Parks and Planning Sperl agreed.

As for scheduling the work, Kelly would like to see the drawings issued by the end of the year, go out to bid January 1, 2017 (for General Contractors), and award the bids at the February or March meeting. It should take 4-6 months of construction time to complete the project. The drawings will be paid for in 2016, and there is already a place holder in the 2017 budget for \$1,000,000,000. We will probably need to add another \$500,000 to that budget.

Commissioner Kelly asked Sperl to send him the original drawings of the Community Center through Drop Box.

2. Central Ice Rinks – City comments received; county submittal 7/29/Bids  
Superintendent of Planning Steve Hinchee stated these are the same as what was presented last month. We are currently out to bid on the permeable pavers and staff will know the hard costs by the September board meeting.

Staff would like to go ahead with the purchase on part of the ice rinks. There is an 8 week lead time. The goal is to have ice in this year. The commissioners present stated they are agreeable to staff going ahead with this purchase.

Executive Director Benard stated that V-3 can legally bid, but staff needs to have a conversation with them. Commissioner Kelly asked staff to make sure that they have enough bidders. Hinchee stated that have 10-12 who have said they are going to bid. This will be on the September agenda for approval.

3. Permits pending with City of Wheaton & DuPage County
  - i. Rathje – City comments received/county submittal/Review budget  
Hinchee stated that the dredging was a little more than anticipated. We will not be doing Rathje this year; it was moved into the 2017 budget.
4. Roofing
  - i. IRCA Summary –
  - ii. Taylor Barn – IRCA contracted – Sperl stated that there is about \$5,000 worth of work to patch this. No major repairs. We can accommodate this now.
  - iii. CAC storage – scheduling – Sperl stated that we would have to hire someone to fix this before the CAC dedication if we want it done. The board directed him to have our staff do the repairs and not hire it out. It doesn't need to be done by the dedication.
  - iv. Seven Gables Barns - still assessing the condition of these buildings
5. Seven Gables Parking Lot Engineering – Staff opinion  
Hinchee stated that they received a proposal from ERA. Staff gave them 4 concepts that we designed in house. Planning staff has been talking to the Athletics staff about how much additional parking we need. Athletics is currently planning down time in between games to allow for better traffic flow. If we add parking capacity it could lessen the down time. Commissioner Morrill stated that it doesn't bother him that they are staggering the games and he thought staggering the games is a good idea for several reasons. Morrill thought that the cost of increasing parking will take us a long time to pay off. President Hodgkinson thought that staggering the games actually makes it safer for everyone.

Morrill stated that he does think that something needs to be done at Winner Cup Circle. Everyone agreed with Morrill. Hinchee stated that we have \$30,000 in the budget but he didn't think all these funds would be needed in 2016 as some of the work will be performed in 2017. The board was agreeable to staff getting designs for Winners' Cup Circle.

President Hodgkinson asked staff to put the information signs about permeable pavers throughout the district. Benard stated we could have the ones that are at the zoo duplicated.

6. Friends of Northside Park Committee re-engagement  
Sperl stated that the information from this meeting is on the website. The exercise equipment has been budgeted for in the 2017 budget.



### **C. New Items**

1. Cosley Animal Welcome Center – Permit status/bid results

Hinchee stated that Larry Kmiecik is still doing his review and has been focusing on Kandu Construction. Executive Director Benard stated that the Cosley Foundation can absorb the \$250,000 and \$25,000 a year. It's already in their budget. He will need to get back to the Cosley Foundation board and let them know that we are in for more than we anticipate.

2. Arrowhead Parking Lot Expansion – Permit status/bid results

Hinchee stated that the bids came in better than anticipated because AGC asked if there is going to be left over soil they would like to use it; so this brought our price down.

3. Fall Asphalt Bid Results

Hinchee is looking to replace most of the asphalt paths at Graf and the sidelines of the football field. The bids were close. Kelly stated that staff needs to clarify the unit cost with Brothers Asphalt. Hinchee said that he asked for a justification from them.

4. Northside Memorial Restoration Bid Results

Staff gave a brief summary of the bid results. They came in a lot higher than anticipated. Hinchee stated that some parks and planning staff suggested moving the plaques over to Memorial Park. Benard doesn't think it's a good idea to move any type of war memorial. Commissioner Morrill suggested having the Museum staff investigate the history of the obelisk. Commissioner Kelly thought maybe we could fundraise to have it restored. The board agreed to accept the bid base.

5. WDSRA Rec & Roll at Central Athletic Complex –Staff is seeking an architectural proposal /Staff anticipates work to be performed over winter or early spring 2017project? – No report

6. Lincoln Marsh Nature Play Area – Concept Plan – No report

7. Northside Park Monitoring – Planning Resources Proposal- No report

### **D. Follow Up – Updates or Pending**

1. Request to utilize county flood control properties for recreation – 810/814 S. Williston

2. Rice Pool Master Plan – Met with WTI and BK on May 12/13; report pending

3. Memorial Park Master Plan – Architectural proposal pending

### **E. General Administrative Items**

1. Arrowhead House Options – Revised recommendations – report to follow

2. Atten Cell Tower Lease – Engineering survey of existing facility pending; termination letter received from Sprint

Meeting adjourned at 5:43 p.m.

# Accounts Payable Checks Approval Document

Consent E



User: rtucker  
Printed: 9/14/2016 - 9:11 AM

Wheaton Park District

Board of Commissioners Report From the Period Beginning August 10, 2016 and Ending September 13, 2016.


Fund	Description	Amount
10	General	146,969.99
20	Recreation	327,526.42
22	Cosley Zoo	23,443.61
23	Liability	45,345.18
26	IMRF	59,939.27
40	Capital Projects	369,647.44
60	Golf Fund	384,192.96
70	Information Technology ISF	16,994.27
75	Health Insurance ISF	137,089.25


Report Total:

1,511,148.39

To the Board of Commissioners

The payment of the above listed accounts has been accepted by the Park District Board of Commissioners at their meeting held on September 21, 2016.

  
(Treasurer)

  
(Secretary)

# Accounts Payable

## Checks Approval List

User: rtucker  
 Printed: 9/14/2016 - 9:14 AM



Wheaton Park District Board of Commissioners Report From the Period Beginning August 10, 2016 and Ending September 13, 2016

Fund	Description	Vendor No	Vendor Name	Line Item Description	Check No	Invoice Number	Batch Number	GL Account Number	Amount
10	General	00007	Aramark	Jackets	151569	16987824	091.09.2016	10-101-000-53-5330-000C	240.94
Vendor Total:									240.94
00019	Alarm Detection Systems			Lincoln M Office 090116-113016	0	144663_0916	084.08.2016	10-101-000-52-5211-0000	111.27
				DC Hist Museum 090116-113016	0	145040_0916	084.08.2016	10-101-000-52-5211-0000	892.98
Vendor Total:									1,004.25
00025	Allen Lock & Key			Duplicate Keys	151284	2535	083.08.2016	10-101-000-52-5210-000C	6.00
Vendor Total:									6.00
00041	Anderson Lock			Key Blanks	151568	0918484	091.09.2016	10-101-000-53-5334-000C	230.49
				Key Blanks	151568	0918567	091.09.2016	10-101-000-53-5334-000C	162.89
Vendor Total:									393.38
00042	Anderson Elevator Co.			Park Services Center Elevator Maintenance Aug 0		190750	084.08.2016	10-101-000-52-5211-0000	141.75
				DCHM Elevator Maintenance August 2016	0	190992	084.08.2016	10-101-854-52-5211-0000	196.56
Vendor Total:									338.31
00064	AT&T			District Wide 071716-081616	151494	630Z040133_0816	085.08.2016	10-000-000-52-5262-000C	62.62
				District Wide 071716-081616	151494	630Z040133_0816	085.08.2016	10-101-000-52-5262-000C	37.96
				District Wide 071716-081616	151494	630Z040133_0816	085.08.2016	10-419-000-52-5262-000C	49.89
				District Wide 071716-081616	151494	630Z040133_0816	085.08.2016	10-430-000-52-5262-000C	18.23
				District Wide 071716-081616	151494	630Z040133_0816	085.08.2016	10-418-000-52-5262-000C	21.91
Vendor Total:									190.61
00068	AT&T Mobility			346-9175 Markeing Tablet 7 071816-081716	151570	877051597_0816	091.09.2016	10-000-415-52-5265-000C	12.48
				234-8948 Data Parks Dept 071816-081716	151570	877051597_0816	091.09.2016	10-101-000-52-5265-000C	12.15
				346-4268 Data Parks Dept 071816-081716	151570	877051597_0816	091.09.2016	10-101-000-52-5265-000C	12.65
				346-5438 Data Parks Dept 071816-081716	151570	877051597_0816	091.09.2016	10-101-000-52-5265-000C	11.81
				386-1562 Parks Dept 071816-081716	151570	877051597_0816	091.09.2016	10-101-000-52-5265-000C	10.25
				386-1616 Parks Dept 071816-081716	151570	877051597_0816	091.09.2016	10-101-000-52-5265-000C	3.72
				414-0027 M. Wilhelmi 071816-081716	151570	877051597_0816	091.09.2016	10-000-415-52-5265-000C	60.45
				414-2063 Parks Dept 071816-081716	151570	877051597_0816	091.09.2016	10-101-000-52-5265-000C	3.05
				464-0161 R. Sperl 071816-081716	151570	877051597_0816	091.09.2016	10-101-000-52-5265-000C	60.90
				621-6748 Parks Dept 071816-081716	151570	877051597_0816	091.09.2016	10-101-000-52-5265-000C	3.05
				639-8115 Parks Dept 071816-081716	151570	877051597_0816	091.09.2016	10-101-000-52-5265-000C	7.06
				639-8117 Parks Dept 071816-081716	151570	877051597_0816	091.09.2016	10-101-000-52-5265-000C	4.64
				639-8128 Parks Dept 071816-081716	151570	877051597_0816	091.09.2016	10-101-000-52-5265-000C	3.64
				639-8243 Parks Dept 071816-081716	151570	877051597_0816	091.09.2016	10-101-000-52-5265-000C	6.24
				639-8267 Parks Dept 071816-081716	151570	877051597_0816	091.09.2016	10-101-000-52-5265-000C	3.72

Fund	Description	Vendor No	Vendor Name	Line Item Description	Check No	Invoice Number	Batch Number	GL Account Number	Amount
				639-8281 Parks Dept 071816-081716	151570	877051597_0816	091.09.2016	10-101-000-52-5265-000C	3.05
				639-8524 Parks Dept 071816-081716	151570	877051597_0816	091.09.2016	10-101-000-52-5265-000C	13.01
				639-8599 Parks Dept 071816-081716	151570	877051597_0816	091.09.2016	10-101-000-52-5265-000C	103.65
				639-8677 Parks Dept 071816-081716	151570	877051597_0816	091.09.2016	10-101-000-52-5265-000C	6.81
				639-8724 Parks Dept 071816-081716	151570	877051597_0816	091.09.2016	10-101-000-52-5265-000C	3.05
				639-8783 K Flynn 071816-081716	151570	877051597_0816	091.09.2016	10-101-000-52-5265-000C	46.34
				386-7148 Data 071816-081716	151570	877051597_0816	091.09.2016	10-101-000-52-5265-000C	11.81
				386-7195 Data 071816-081716	151570	877051597_0816	091.09.2016	10-101-000-52-5265-000C	13.75
				768-2406 WPD Wagner 071816-081716	151570	877051597_0816	091.09.2016	10-101-000-52-5265-000C	58.79
				251-1888 L. Zavala 071816-081716	151570	877051597_0816	091.09.2016	10-101-000-52-5265-000C	16.38
				251-2235 WPD User 071816-081716	151570	877051597_0816	091.09.2016	10-101-000-52-5265-000C	10.98
				251-6181 WPD User 071816-081716	151570	877051597_0816	091.09.2016	10-101-000-52-5265-000C	3.05
				346-4852 K. Nemetz 071816-081716	151570	877051597_0816	091.09.2016	10-000-415-52-5265-000C	68.55
				386-1439 Parks Dept 071816-081716	151570	877051597_0816	091.09.2016	10-101-000-52-5265-000C	8.17
				386-1482 Parks Dept 071816-081716	151570	877051597_0816	091.09.2016	10-101-000-52-5265-000C	10.43
				386-1491 Parks Dept 071816-081716	151570	877051597_0816	091.09.2016	10-101-000-52-5265-000C	3.05
				386-1503 Parks Dept 071816-081716	151570	877051597_0816	091.09.2016	10-101-000-52-5265-000C	6.39
				210-2875 Development Director 071816-081716	151570	877051597_0816	091.09.2016	10-000-000-52-5265-000C	46.17
				300-4503 D. Siciliano 071816-081716	151570	877051597_0816	091.09.2016	10-000-000-52-5265-000C	80.42
				213-8385 Parks Department 071816-081716	151570	877051597_0816	091.09.2016	10-101-000-52-5265-000C	11.89
				917-4830 M. Kasavich 071816-081716	151570	877051597_0816	091.09.2016	10-101-000-52-5265-000C	6.74
				917-4832 P. Stanczak 071816-081716	151570	877051597_0816	091.09.2016	10-101-000-52-5265-000C	51.98
				917-4835 D. Seymour 071816-081716	151570	877051597_0816	091.09.2016	10-101-000-52-5265-000C	48.86
				945-7726 M. Benard 071816-081716	151570	877051597_0816	091.09.2016	10-000-000-52-5265-000C	119.55
				957-7741 R. Trainor 071816-081716	151570	877051597_0816	091.09.2016	10-419-000-52-5265-000C	53.74
				Equipment 071816-081716	151570	877051597_0816	091.09.2016	10-000-415-53-5302-000C	99.99
								Vendor Total:	1,122.41
00069	AT&T Long Distance								
				DC Hist Museum 061716-071616	151187	6306655880_0716	082.08.2016	10-000-000-52-5262-000C	0.14
				DC Hist Museum 061716-071616	151187	6306655880_0716	082.08.2016	10-430-000-52-5262-000C	0.06
				District Wide 070916-080816	151495	854400680_0816	085.08.2016	10-000-000-52-5262-000C	0.54
				District Wide 072516-082416	151288	859834805_0816	083.08.2016	10-000-000-52-5262-000C	14.01
				District Wide 062316-072216	151187	861300229_0716	082.08.2016	10-000-000-52-5262-000C	27.17
								Vendor Total:	41.92
00092	The Barn Owl								
	Propane				151474	31986	084.08.2016	10-101-000-53-5348-000C	27.78
								Vendor Total:	27.78
00104	Beaver Creek Nursery Inc.								
	Nyssa Sylvatica				151289	38980600	083.08.2016	10-101-000-53-5331-000C	210.00
								Vendor Total:	210.00
00152	Bulkemas Ace Hardware								
	Materials for Museum File Cabinet				151294	285813A	083.08.2016	10-101-854-53-5334-000C	10.69
	Carpentry Supplies				151294	285851A	083.08.2016	10-101-000-53-5314-000C	80.99
	Non-Stock Parts				151294	285860A	083.08.2016	10-101-000-53-5315-000C	49.49
	Paint Supplies				151294	285931A	083.08.2016	10-101-000-53-5347-000C	77.40
	Carpentry Tools				151294	285961A	083.08.2016	10-101-000-53-5314-000C	21.09
	Electrical Supplies				151294	285987A	083.08.2016	10-101-854-53-5312-000C	12.57
	Carpentry Supplies				151294	286000A	083.08.2016	10-101-000-53-5314-000C	9.89
	Retangular Bucket				151294	286001A	083.08.2016	10-101-000-53-5314-000C	9.89
	Briarpatch Park Bench				151294	286011A	083.08.2016	10-101-000-53-5334-000C	15.72
	Parts for 1996				151294	286065A	083.08.2016	10-101-000-53-5315-000C	2.68
	Zoo Signs				151294	286074A	083.08.2016	10-101-000-53-5314-000C	8.99
	CAC Ballbox				151294	286099A	083.08.2016	10-101-000-53-5347-000C	40.41

Fund	Description	Vendor No	Vendor Name	Line Item Description	Check No	Invoice Number	Batch Number	GL Account Number	Amount
				Files	151294	286100A	083.08.2016	10-101-000-53-5334-000C	16.72
				Carpentry Supplies	151294	353051B	083.08.2016	10-101-000-53-5314-000C	16.18
				Tools	151294	353064B	083.08.2016	10-101-000-53-5314-000C	23.68
				Knee Pads	151294	353082B	083.08.2016	10-101-000-53-5314-000C	27.88
				Shelter Paint	151294	353084B	083.08.2016	10-101-000-53-5347-000C	42.33
				Cable Ties	151294	353088B	083.08.2016	10-101-000-53-5314-000C	13.49
				Carpentry Supplies	151294	353096B	083.08.2016	10-101-000-53-5314-000C	2.51
				Non-Stock Parts	151294	353109B	083.08.2016	10-101-000-53-5315-000C	14.82
				Tray Liners	151294	353152B	083.08.2016	10-101-000-53-5347-000C	7.19
				Paint Thinner	151294	353153B	083.08.2016	10-101-000-53-5347-000C	10.79
				Building Supplies	151294	353155B	083.08.2016	10-101-000-53-5313-000C	29.67
				Carpentry Supplies	151294	353156B	083.08.2016	10-101-000-53-5314-000C	14.72
				Carpentry Supplies	151294	353169B	083.08.2016	10-101-000-53-5314-000C	26.98
				Hinge	151294	353172B	083.08.2016	10-101-000-53-5315-000C	9.89
				Spray Paint	151294	353175B	083.08.2016	10-101-000-53-5315-000C	6.58
				Carpentry Supplies	151294	353183B	083.08.2016	10-101-000-53-5314-000C	105.11
				Seven Gables Paint Floors	151294	353184B	083.08.2016	10-101-000-53-5347-000C	3.41
				Northside Pool	151294	353200B	083.08.2016	10-101-000-53-5334-000C	10.79
				Seven Gables Climber	151294	353223B	083.08.2016	10-101-000-53-5334-000C	4.49
				CC Panic Buttons	151294	353295B	083.08.2016	10-101-000-53-5334-000C	1.71
				Carpentry Supplies	151294	353310B	083.08.2016	10-101-000-53-5314-000C	28.77
				Carpentry Supplies	151294	353325B	083.08.2016	10-101-000-53-5314-000C	41.29
				CAC Ballbox	151294	353327B	083.08.2016	10-101-000-53-5347-000C	14.37
				Plunger	151294	353342B	083.08.2016	10-101-000-53-5314-000C	7.73
								Vendor Total:	820.91
00155	Burriss Equipment			Throttle Kit	151295	PS03180	083.08.2016	10-101-000-53-5315-000C	131.46
								Vendor Total:	131.46
00183	Tribune Publishing Company LLC			Brew Fest Naperville Magazine	151360	CTC1059404	083.08.2016	10-000-416-52-5241-1903	800.00
								Vendor Total:	800.00
00192	City of Wheaton			Police Services 3rd of July	151301	501945	083.08.2016	10-000-416-52-5241-1902	1,400.00
				July Board Meeting Recorded	151395	501993	084.08.2016	10-000-000-54-5401-000C	103.33
				Police Services for Wheaton Brew Fest	151507	502014	085.08.2016	10-000-416-52-5241-1903	1,540.00
								Vendor Total:	3,043.33
00193	City of Wheaton			Prairie Path Pk 070716-080516	151508	0004420000_0816	085.08.2016	10-000-000-52-5264-000C	20.69
				Hurley Park 070716-080516	151508	0021856000_0816	085.08.2016	10-000-000-52-5264-000C	20.69
				Parks&Planning 070616-080416	151508	0029220000_0816	085.08.2016	10-101-000-52-5264-000C	186.36
				W W Stevens Pk 070616-080416	151508	0055220100_0816	085.08.2016	10-000-000-52-5264-000C	19.29
				855 Prairie 070616-080416	151508	0310060201_0816	085.08.2016	10-000-856-52-5264-000C	98.18
				Kell Pk/Edison 070716-080516	151508	0370840000_0816	085.08.2016	10-000-000-52-5264-000C	68.55
				DC Hist Museum 070616-080416	151508	0396760000_0816	085.08.2016	10-430-000-52-5264-000C	20.93
				DC Hist Museum 070616-080416	151508	0396760000_0816	085.08.2016	10-000-000-52-5264-000C	48.85
				Northside Park 070616-080416	151508	0402460000_0816	085.08.2016	10-000-000-52-5264-000C	61.45
				Seven Gables Pk 070816-080816	151508	0500620100_0816	085.08.2016	10-000-000-52-5264-000C	119.48
				Scottdale Park 070716-080516	151508	0551600000_0816	085.08.2016	10-000-000-52-5264-000C	19.29
				Briar Patch Prk 070816-080516	151508	0642091600_0816	085.08.2016	10-000-000-52-5264-000C	19.29
				Briar Patch Prk 070816-080816	151508	0642091700_0816	085.08.2016	10-000-000-52-5264-000C	55.58
				Triangle Park 070716-080416	151508	0666060100_0816	085.08.2016	10-000-000-52-5264-000C	20.69
				Hillside Park 070816-080816	151508	0670480200_0816	085.08.2016	10-000-000-52-5264-000C	19.29
				Sunnyside Park 070816-080816	151508	0674020000_0816	085.08.2016	10-000-000-52-5264-000C	19.29

Fund	Description	Vendor No	Vendor Name	Line Item Description	Check No	Invoice Number	Batch Number	GL Account Number	Amount
	Hoffman Park 070716-080416				151508	0693200000_0816	085.08.2016	10-000-000-52-5264-000C	19.29
	Briarknoll Park 070816-080816				151508	0922450100_0816	085.08.2016	10-000-000-52-5264-000C	19.29
Vendor Total:									856.48
00247	DuPage Topsoil Inc.								
	Soil General Use				151407	043054	084.08.2016	10-101-000-53-5331-000C	315.00
	Screening				151407	043109	084.08.2016	10-101-000-53-5331-000C	315.00
	Screening				151407	043109	084.08.2016	10-101-000-53-5331-000C	315.00
Vendor Total:									945.00
00335	W W Grainger Inc								
	Northside Pool Monitor Relay & Fuses				151481	9189610638	084.08.2016	10-101-000-53-5312-000C	134.84
Vendor Total:									134.84
00386	Hagg Press Inc								
	Marketing Business Cards				0	66367	084.08.2016	10-000-415-53-5302-000C	33.70
	Museum Business Cards				0	66367	084.08.2016	10-430-000-54-5426-000C	16.82
Vendor Total:									50.52
00406	Commonwealth Edison								
	Main St Tennis 070816-080816				151305	0081092079_0816	083.08.2016	10-000-000-52-5260-000C	5.81
	Seven Gables Pk 071316-081116				151401	8679428014_0816	084.08.2016	10-000-000-52-5260-000C	14.90
Vendor Total:									20.71
00417	Constellation NewEnergy Inc.								
	Parks&Planning 071416-081116				151579	1785163109_0816	091.09.2016	10-101-000-52-5260-000C	1,530.35
	Overpass Bridge 071516-081416				151579	2115116037_0816	091.09.2016	10-000-000-52-5260-000C	144.56
	Northside Park 071516-081416				151579	2423026020_0816	091.09.2016	10-000-000-52-5260-000C	198.19
	C L Herrick Pk 071816-081516				151579	6703043016_0816	091.09.2016	10-000-000-52-5260-000C	120.33
	Northside Park 062716-072616				151199	7203024021_0716	082.08.2016	10-000-000-52-5260-000C	461.42
	Northside Park 072716-082416				151579	7203024021_0816	091.09.2016	10-000-000-52-5260-000C	460.89
	Briar Patch Prk 071216-080916				151579	7671244006_0816	091.09.2016	10-000-000-52-5260-000C	75.25
	Hurley Park 071316-081016				151579	7928415004_0816	091.09.2016	10-000-000-52-5260-000C	44.31
	Northside Park 071816-081416				151579	8351597001_0816	091.09.2016	10-000-000-52-5260-000C	109.14
	855 Prairie 071516-081416				151579	8603078055_0816	091.09.2016	10-000-856-52-5260-000C	1,827.74
	Seven Gables Pk 071316-081016				151579	8679427008_0816	091.09.2016	10-000-000-52-5260-000C	86.84
	DC Hist Museum 070816-080716				151579	8843216006_0816	091.09.2016	10-430-000-52-5260-000C	500.04
	DC Hist Museum 070816-080716				151579	8843216006_0816	091.09.2016	10-000-000-52-5260-000C	1,166.75
	Memorial Park 070816-080716				151579	8843562003_0816	091.09.2016	10-000-000-52-5260-000C	77.85
Vendor Total:									6,803.66
00435	HYDROTEX								
	Oil for Stock 5w30				151422	285996	084.08.2016	10-101-000-53-5348-000C	2,103.14
Vendor Total:									2,103.14
00465	I.M.R.F.								
	July 2016 IMRF				0	073116	141.08.2016	10-000-000-21-2123-000C	1,350.74
	July 2016 IMRF				0	073116	141.08.2016	10-000-000-21-2124-000C	29,350.13
Vendor Total:									30,700.87
00528	KIWANIS CLUB OF WHEATON								
	Travelogue Sponsorship - Canadian RV Adventu				151533	072516	085.08.2016	10-000-000-54-5438-000C	100.00
Vendor Total:									100.00
00544	LANG ICE COMPANY								
	Ice for Wheaton Brew Fest				151323	1229063	083.08.2016	10-000-416-53-5346-1903	0.00

Fund	Description	Vendor No	Vendor Name	Check No	Invoice Number	Batch Number	GL Account Number	Amount
Line Item	Description							
							Vendor Total:	0.00
00615	MENARDS WEST CHICAGO							
	Cedar Lumber	151437	6632	084.08.2016	10-101-000-53-5314-0000			1,106.60
	Carpentry	151437	6633	084.08.2016	10-101-000-53-5314-0000			208.96
							Vendor Total:	1,315.56
00617	MENARDS GLENDALE HEIGHTS							
	Hardware	151329	27605	083.08.2016	10-101-000-53-5334-0000			24.89
	Carpentry Supplies	151537	28980	085.08.2016	10-101-000-53-5314-0000			91.56
							Vendor Total:	116.45
00662	National Seed							
	Ballfield Mix	151230	562423SI	082.08.2016	10-101-000-53-5331-0000			397.00
	Herbicide Chemical	151441	562816SI	084.08.2016	10-101-000-53-5333-0000			2,450.00
							Vendor Total:	2,847.00
00671	NCPERS - IL IMRF - 0817							
	NCPERS Group Life Insurance	151231	08170816	082.08.2016	10-000-000-21-2130-0000			144.00
							Vendor Total:	144.00
00680	Northern Illinois Gas Company							
	855 Prairie 071316-081116	151443	0402035172_0816	084.08.2016	10-000-856-52-5261-0000			33.63
	Parks&Planning 062016-082016	151605	0460407175_0816	091.09.2016	10-101-000-52-5261-0000			77.52
	855 Prairie 071316-081116	151443	0693040819_0816	084.08.2016	10-000-856-52-5261-0000			27.26
	855 Prairie 071316-081116	151443	0835554754_0816	084.08.2016	10-000-856-52-5261-0000			29.79
	855 Prairie 071316-081116	151443	1366082885_0816	084.08.2016	10-000-856-52-5261-0000			34.90
	855 Prairie 061416-081116	151443	5076137885_0816	084.08.2016	10-000-856-52-5261-0000			23.53
	DC Hist Museum 072116-082016	151605	5389121000_0816	091.09.2016	10-430-000-52-5261-0000			94.12
	DC Hist Museum 072116-082016	151605	5389121000_0816	091.09.2016	10-000-000-52-5261-0000			219.61
							Vendor Total:	540.36
00717	Paddock Publications Inc., The Daily Herald							
	Program Guide Printing	151339	T4445746	083.08.2016	10-000-000-54-5428-0000			54.05
	Delivery Notices	151339	T4445747	083.08.2016	10-000-000-54-5428-0000			57.50
							Vendor Total:	111.55
00725	Park District Risk Mgmt Agency							
	Voluntary Life	151449	July 2016	084.08.2016	10-000-000-21-2130-0000			1,099.20
							Vendor Total:	1,099.20
00734	PAYCHEX MAJOR MARKET SERVICES							
	ESR August 2016	0	15075680	141.08.2016	10-000-000-52-5211-0000			31.45
	08/05/2016 Payroll Processing	0	29144	141.08.2016	10-000-000-52-5211-0000			93.09
	08/19/2016 Payroll Processing	0	30897	141.08.2016	10-000-000-52-5211-0000			85.71
							Vendor Total:	210.25
00766	Pre-Paid Legal Service Inc							
	Pre-Paid Legal July 2016	151240	072016	082.08.2016	10-000-000-21-2127-0000			483.20
	Pre-Paid Legal August 2016	151616	082016	091.09.2016	10-000-000-21-2127-0000			457.30
							Vendor Total:	940.50
00776	RackM Up Distributors Inc.							
	Lift Inspections	151548	42762	085.08.2016	10-101-000-52-5210-0000			350.00
							Vendor Total:	350.00

Fund	Description	Vendor No	Vendor Name	Line Item Description	Check No	Invoice Number	Batch Number	GL Account Number	Amount
00783	Randall Pressure Systems Inc								
	2 Hoses	151349	I-04751-0	083.08.2016	10-101-000-53-5306-000C				505.46
	1 Hose	151349	I-04752-0	083.08.2016	10-101-000-53-5306-000C				482.73
	Parts for 1209	151349	I-05024-0	083.08.2016	10-101-000-53-5315-000C				70.20
	Parts for 1744	151349	I-05061-0	083.08.2016	10-101-000-53-5315-000C				96.47
	Non Stock Parts	151618	I-05528-0	091.09.2016	10-101-000-53-5315-000C				30.58
								Vendor Total:	1,185.44
00784	Rayco Paint Co Inc								
	Sign Foam and Stencil	151549	30950	085.08.2016	10-101-000-53-5314-000C				1,541.00
								Vendor Total:	1,541.00
00792	Reinders Inc								
	Parts for 1385 Repair	0	1644241-00	082.08.2016	10-101-000-53-5315-000C				37.38
	Parts for Stock	0	1645488-00	082.08.2016	10-101-000-53-5315-000C				74.11
	Parts for Stock	0	1645488-01	082.08.2016	10-101-000-53-5315-000C				67.53
	Parts for Stock	0	1645490-00	082.08.2016	10-101-000-53-5315-000C				82.64
	Rathje Pond	0	4042910-00	082.08.2016	10-101-000-52-5210-000C				529.11
								Vendor Total:	790.77
00794	RENTALMAX L.L.C.								
	Parade Supplies	151459	175906-8	084.08.2016	10-101-000-53-5314-000C				33.39
								Vendor Total:	33.39
00818	ROTARY CLUB OF WHEATON								
	Dues 07-01-16 to 09-30-16	151461	070116	084.08.2016	10-000-000-54-5425-000C				98.00
								Vendor Total:	98.00
00825	Russo Hardware Inc								
	Inline Fuel Shutoff	151619	3387125	091.09.2016	10-101-000-53-5315-000C				5.34
	New Weed Whips	151619	3387126	091.09.2016	10-101-000-53-5306-000C				619.98
								Vendor Total:	625.32
00851	Shanes Office Products								
	Chair Mat-Finance	0	8308	082.08.2016	10-000-856-53-5302-000C				55.07
	Office Supplies- Prairie	0	8932	082.08.2016	10-000-856-53-5302-000C				13.77
								Vendor Total:	68.84
00858	Sherwin-Williams								
	Paint Supplies	151250	3383-6	082.08.2016	10-101-000-53-5347-000C				255.00
								Vendor Total:	255.00
00862	Siciliano, Donna								
	Mileage Reimbursement July 2016	0	073116	084.08.2016	10-000-000-54-5422-000C				12.96
								Vendor Total:	12.96
00864	Production Plus Graphics Inc								
	Sign Materials	151452	CG-200266	084.08.2016	10-101-000-53-5314-000C				120.95
	Sign Shop Supplies	151347	CG-200729	083.08.2016	10-101-000-53-5314-000C				19.50
	Sign Shop Supplies	151347	CG-201950	083.08.2016	10-101-000-53-5314-000C				189.55
	Sign Shop Supplies	151347	CG-201954	083.08.2016	10-101-000-53-5314-000C				60.78
	Sign Shop Supplies	151617	CG-202337	091.09.2016	10-101-000-53-5314-000C				771.10
	Sign Shop Supplies	151546	CG-202440	085.08.2016	10-101-000-53-5314-000C				25.50
								Vendor Total:	1,187.38
00923	Superior Beverage Co. Inc.								



Fund	Description	Vendor No	Vendor Name	Line Item Description	Check No	Invoice Number	Batch Number	GL Account Number	Amount
	Credit for Brew Fest Beer				151258	7241	082.08.2016	10-000-416-53-5346-1903	-571.00
	Beer for Brew Fest				151258	7352	082.08.2016	10-000-416-53-5346-1903	924.00
								Vendor Total:	353.00
00980	Unilock Chicago Inc.								
	Cap for Knee Walls				151362	SIN2321477	083.08.2016	10-101-000-53-5314-0000	191.06
	Olde Quarry Wall Coff. Cork				151628	SIN2325314	091.09.2016	10-101-000-53-5314-0000	923.46
	Olde Quarry Wall Coff. Cork				151628	SIN2325457	091.09.2016	10-101-000-53-5314-0000	689.15
	Olde Quarry Wall Coff. Cork				151628	SIN2325609	091.09.2016	10-101-000-53-5314-0000	1,559.80
	Olde Quarry Wall Coff. Cork				151628	SIN2325791	091.09.2016	10-101-000-53-5314-0000	980.70
								Vendor Total:	4,344.17
00987	USCM CLEARING ACCOUNT								
	08/05/2016 Deferred Comp				0	080516	141.08.2016	10-000-000-21-2126-0000	5,674.38
	08/05/2016 Deferred Comp				0	080516	141.08.2016	10-000-000-21-2135-0000	473.39
	08/19/2016 Deferred Comp				0	081916	141.08.2016	10-000-000-21-2126-0000	5,674.38
	08/19/2016 Deferred Comp				0	081916	141.08.2016	10-000-000-21-2135-0000	473.39
								Vendor Total:	12,295.54
01003	Vermeer Illinois Inc.								
	Parts for 1209 - Rubber Track				151479	P05331	084.08.2016	10-101-000-53-5315-0000	1,272.60
								Vendor Total:	1,272.60
01023	Waste Management of Illinois Inc								
	Dumpster at Atten for Athletic Field Event				151366	3353226-2011-3	083.08.2016	10-101-000-52-5263-0000	215.00
	Parks&Planning July 2016 Month End				151263	6623520118_0716	082.08.2016	10-101-000-52-5263-0000	785.68
	Parks&Planning Aug 2016 Mid Month				151558	6623520118_0816	085.08.2016	10-101-000-52-5263-0000	657.98
	Parks&Planning Aug 2016 Month End				151634	6623520118_0816	091.09.2016	10-101-000-52-5263-0000	761.88
								Vendor Total:	2,420.54
01043	Wheaton Sanitary District								
	DC Hist Museum 070716-080716				151636	020785000_0816	091.09.2016	10-430-000-52-5264-0000	8.22
	DC Hist Museum 070716-080716				151636	020785000_0816	091.09.2016	10-000-000-52-5264-0000	19.17
	Seven Gables Pk 070716-080716				151636	022415000_0816	091.09.2016	10-000-000-52-5264-0000	48.88
	Manchester Park 070716-080716				151636	026101000_0816	091.09.2016	10-000-000-52-5264-0000	30.46
	Parks&Planning 070716-080716				151636	027991000_0816	091.09.2016	10-101-000-52-5264-0000	51.95
	Northside Park 070716-080716				151636	037067000_0816	091.09.2016	10-000-000-52-5264-0000	17.13
	Prairie Path Pk 070716-080716				151636	037561000_0816	091.09.2016	10-000-000-52-5264-0000	17.13
	855 Prairie 070716-080716				151636	041834000_0816	091.09.2016	10-000-856-52-5264-0000	39.67
								Vendor Total:	232.61
01052	Wilhelmi, Margie								
	Mileage Reimbursement July 2016				0	073116	084.08.2016	10-000-415-54-5422-0000	80.46
								Vendor Total:	80.46
01068	Wm. F. Meyer Co.								
	Sloan Valves Atten/Stock				151484	S3134177.001	084.08.2016	10-101-000-53-5311-0000	291.05
								Vendor Total:	291.05
01091	Aflac								
	August 2016 Aflac Invoice				0	808328	141.08.2016	10-000-000-21-2131-0000	397.44
	August 2016 Aflac Invoice				0	808328	141.08.2016	10-000-000-21-2132-0000	70.38
								Vendor Total:	467.82
01108	Crystal Mgmt & Maintenance Corp								
	Memorial Building Cleaning				151403	23841	084.08.2016	10-101-000-52-5210-0000	65.00

Fund	Description	Vendor No	Vendor Name	Line Item Description	Check No	Invoice Number	Batch Number	GL Account Number	Amount
Vendor Total:									65.00
02245	Heritage FS Inc.								
	Unleaded Fuel	151318	68923	083.08.2016	10-101-000-53-5348-000C				1,138.61
	Diesel Fuel	151318	68924	083.08.2016	10-101-000-53-5348-000C				509.60
	Unleaded Fuel	151318	68975	083.08.2016	10-101-000-53-5348-000C				898.23
	Diesel Fuel	151318	68976	083.08.2016	10-101-000-53-5348-000C				328.00
	Unleaded Fuel	151318	69030	083.08.2016	10-101-000-53-5348-000C				1,165.33
	Diesel Fuel	151318	69031	083.08.2016	10-101-000-53-5348-000C				148.90
	Unleaded Fuel	151318	69088	083.08.2016	10-101-000-53-5348-000C				1,021.86
	Diesel Fuel	151318	69089	083.08.2016	10-101-000-53-5348-000C				88.90
	Diesel Fuel	151318	69090	083.08.2016	10-101-000-53-5348-000C				496.35
Vendor Total:									5,795.78
02254	Marathon Sportswear								
	Shirts	151435	2378	084.08.2016	10-000-415-53-5302-000C				15.71
Vendor Total:									15.71
02300	Home Depot Credit Services								
	Carpentry Supplies	151319	1011485	083.08.2016	10-101-000-53-5314-000C				144.11
	Carpentry Supplies	151319	1011538	083.08.2016	10-101-000-53-5314-000C				19.94
	Paint for Graf Shelter	151319	1021122	083.08.2016	10-101-000-53-5347-000C				47.52
	Carpentry Supplies	151319	2020831	083.08.2016	10-101-000-53-5314-000C				20.91
	NSP Embankment Slide	151319	4025274	083.08.2016	10-101-000-53-5314-000C				50.50
	Carpentry Supplies (Less Sales Tax)	151319	5024934	083.08.2016	10-101-000-53-5314-000C				59.07
	Toohy Material	151319	6022443	083.08.2016	10-101-000-53-5334-000C				59.85
	Float for Parade (Less Sales Tax)	151319	6161719	083.08.2016	10-101-000-53-5314-000C				359.55
	Carpentry Supplies	151319	7011096	083.08.2016	10-101-000-53-5314-000C				40.67
	Float for Parade (Less Sales Tax)	151319	7022250	083.08.2016	10-101-000-53-5314-000C				82.05
	Float for Parade (Less Sales Tax)	151319	8021978	083.08.2016	10-101-000-53-5314-000C				394.34
	Carpentry Supplies	151319	8026503	083.08.2016	10-101-000-53-5314-000C				72.36
Vendor Total:									1,350.87
02321	Haggerty Chevrolet								
	Cylinder Key Kit for 1122	151525	162589	085.08.2016	10-101-000-53-5315-000C				57.33
Vendor Total:									57.33
02796	NAPA								
	Early Pay Discount	151229	073116	082.08.2016	10-101-000-53-5315-000C				-11.89
	Early Pay Discount	151604	083116	091.09.2016	10-101-000-53-5315-000C				-13.46
	Parts for 1106	151229	363188	082.08.2016	10-101-000-53-5315-000C				230.85
	Parts for 1106	151229	363588	082.08.2016	10-101-000-53-5315-000C				64.55
	Parts for Stock	151229	363593	082.08.2016	10-101-000-53-5315-000C				12.64
	Disc Brake	151229	364463	082.08.2016	10-101-000-53-5315-000C				6.49
	Stock Parts	151229	364678	082.08.2016	10-101-000-53-5315-000C				16.06
	Parts for Stock	151229	365216	082.08.2016	10-101-000-53-5315-000C				51.12
	Parts for 1122	151229	365538	082.08.2016	10-101-000-53-5315-000C				154.00
	Parts for Stock	151229	365681	082.08.2016	10-101-000-53-5315-000C				5.32
	Parts for 1182	151229	365820	082.08.2016	10-101-000-53-5315-000C				53.51
	License Plate Light for 1122	151604	367292	091.09.2016	10-101-000-53-5315-000C				12.37
	Oil Filter for 1171	151604	367325	091.09.2016	10-101-000-53-5315-000C				6.00
	Break Away Kits	151604	368424	091.09.2016	10-101-000-53-5315-000C				72.83
	15 Qt Drain Pan	151604	368459	091.09.2016	10-101-000-53-5315-000C				34.98
	Return Original Inv# 368424 Break Away Kits	151604	368568	091.09.2016	10-101-000-53-5315-000C				-40.85
	Trailer Breakaway Pin	151604	368571	091.09.2016	10-101-000-53-5315-000C				9.20
	Drain Pan	151604	368606	091.09.2016	10-101-000-53-5315-000C				21.99
	Eyewash Station	151604	368614	091.09.2016	10-101-000-53-5315-000C				69.95

Fund	Description	Vendor No	Vendor Name	Line Item Description	Check No	Invoice Number	Batch Number	GL Account Number	Amount
	Return Original Inv# 268459 Drain Pan				151604	368850	091.09.2016	10-101-000-53-5315-0000	-34.98
	Breakaway Replacement Cable Pin				151604	369134	091.09.2016	10-101-000-53-5315-0000	18.40
	Parts for 1202				151604	369276	091.09.2016	10-101-000-53-5315-0000	4.29
	Parts for Stock				151604	369506	091.09.2016	10-101-000-53-5315-0000	96.34
	Filters for Stock				151604	369671	091.09.2016	10-101-000-53-5315-0000	43.53
	Air Filter for 1206				151604	369672	091.09.2016	10-101-000-53-5315-0000	43.53
	Oil for Stock				151604	370016	091.09.2016	10-101-000-53-5315-0000	68.49
	Lightweight Filter/Spreader Pack for 1126				151604	370041	091.09.2016	10-101-000-53-5315-0000	32.36
	Window Regulator for 1126				151604	370402	091.09.2016	10-101-000-53-5315-0000	91.57
	Door Handle for 1126				151604	370448	091.09.2016	10-101-000-53-5315-0000	16.53
	Telescopic Mirror				151604	371077	091.09.2016	10-101-000-53-5315-0000	6.37
	Motor AC/Heater for 1130				151604	371194	091.09.2016	10-101-000-53-5315-0000	99.66
								Vendor Total:	1,241.75
02868	Nemetz, Kristina								
	Mileage Reimbursement July 2016				0	073116	083.08.2016	10-000-415-54-5422-0000	30.51
								Vendor Total:	30.51
03033	Lift Works Inc.								
	Motor Solenoid for 1701				151598	103735-1	091.09.2016	10-101-000-53-5315-0000	42.87
	Annual Inspection 1704 PSC				151598	w11767-1	091.09.2016	10-101-000-52-5210-0000	154.25
	Annual Inspection 1710 PSC				151598	w11768-1	091.09.2016	10-101-000-52-5210-0000	215.50
	Annual Inspection 1701 CC				151598	w11769-1	091.09.2016	10-101-000-52-5210-0000	154.25
	Annual Inspection 1709 PSC				151598	w11770-1	091.09.2016	10-101-000-52-5210-0000	154.25
								Vendor Total:	721.12
03266	Martin Implement Sales Inc.								
	Parts for 1213				151436	A50872	084.08.2016	10-101-000-53-5315-0000	146.69
	Parts for 1202				151536	A51106	085.08.2016	10-101-000-53-5315-0000	339.32
	Ball Radial for 1202				151600	P02285	091.09.2016	10-101-000-53-5315-0000	42.17
								Vendor Total:	528.18
03307	Homer Industries LLC.								
	Certified Playground Mulch				151218	S92236	082.08.2016	10-101-000-53-5331-0000	1,360.00
	Certified Playground Mulch				151218	S92237	082.08.2016	10-101-000-53-5331-0000	1,360.00
								Vendor Total:	2,720.00
03333	Histories for Kids Inc.								
	Presenter Fee for Superheroes Event on August 2				151217	1163	082.08.2016	10-430-000-52-5210-0000	175.00
								Vendor Total:	175.00
03355	First Illinois Systems Inc.								
	DCHM Pest Control Services August 2016				151411	18090	084.08.2016	10-430-000-52-5210-0000	108.00
								Vendor Total:	108.00
03405	Advantage Auto Leasing Inc.								
	Parts				151488	25417	085.08.2016	10-101-000-53-5315-0000	143.65
	Tie Down Ring Assembly for 1805				151566	25501	091.09.2016	10-101-000-53-5315-0000	31.72
								Vendor Total:	175.37
03481	Tressler LLP								
	Services through 04/30/16				0	372256	085.08.2016	10-000-000-52-5207-0000	408.31
	Services through 05/31/16				0	373045	085.08.2016	10-000-000-52-5207-0000	997.50
	Services through 06/30/16				0	373976	085.08.2016	10-000-000-52-5207-0000	5.84
	Services through 07/31/16				0	374772	085.08.2016	10-000-000-52-5207-0000	274.16

Fund	Description	Vendor No	Vendor Name	Line Item Description	Check No	Invoice Number	Batch Number	GL Account Number	Amount
Vendor Total:									1,685.81
03754	Comcast Cable								
	Prairie 080516-090416	151198				87712047035906_05	082.08.2016	10-000-856-52-5211-0000	234.85
	Prairie 090516-100416	151578				87712047035906_1C	091.09.2016	10-000-856-52-5211-0000	234.85
	Parks Services 081716-091616	151400				87712047526761_05	084.08.2016	10-101-000-52-5211-0000	104.85
	DC Hist Museum 082216-092116	151510				87712049102874_05	085.08.2016	10-000-000-52-5211-0000	104.85
Vendor Total:									679.40
03829	Texas Life Insurance Company								
	August 2016 Invoice	0				SB08FS201608140	141.08.2016	10-000-000-21-2130-0000	627.60
Vendor Total:									627.60
03873	Source One Media LLC								
	Sound Services for Parade Stage	151623	41810				091.09.2016	10-000-416-52-5241-1902	840.00
Vendor Total:									840.00
03922	Patlin Incorporated								
	Bungee Cords	151610	50526				091.09.2016	10-101-000-53-5315-0000	81.00
Vendor Total:									81.00
04109	Power Up Batteries LLC.								
	Trailer Batteries for Stock	151615	487-274821				091.09.2016	10-101-000-53-5315-0000	95.70
Vendor Total:									95.70
04121	UMB Bank N.A.								
	Parade Float	0	0118_1607010000	171.08.2016				10-101-000-53-5314-0000	91.53
	Parade/ 4th	0	0118_1607020000	171.08.2016				10-101-000-53-5314-0000	42.29
	Sign Shop Supplies	0	0118_1607060000	171.08.2016				10-101-000-53-5314-0000	810.60
	Sign Shop Supplies	0	0118_1607070000	171.08.2016				10-101-000-53-5314-0000	86.07
	Sign Shop Supplies	0	0118_1607070000	171.08.2016				10-101-000-53-5314-0000	189.00
	Lumber and Hardware	0	0118_1607080000	171.08.2016				10-101-000-53-5314-0000	125.72
	Drain Tile	0	0118_1607090000	171.08.2016				10-101-000-53-5314-0000	64.57
	Carpentry Supplies	0	0118_1607120000	171.08.2016				10-101-000-53-5314-0000	10.98
	Inside History Costume	0	0140_1607010000	171.08.2016				10-430-000-53-5302-0000	28.75
	Return of Tax on Amazon Purchase for Inside Hi	0	0140_1607090000	171.08.2016				10-430-000-53-5302-0000	-2.62
	Annual Dues for American Assoc of Museum	0	0140_1607140000	171.08.2016				10-430-000-54-5425-0000	150.00
	Annual Dues for Assoc of Midwest Museums	0	0140_1607190000	171.08.2016				10-430-000-54-5425-0000	90.00
	Items for Store Toymith	0	0140_1607200000	171.08.2016				10-000-000-14-1433-0000	257.10
	From Flame to Flourescent Postcards	0	0173_1607050000	171.08.2016				10-430-415-54-5442-0000	83.20
	Aplus Hosting	0	0173_1607250000	171.08.2016				10-000-415-54-5442-0000	21.94
	Jot Form Monthly Charge	0	0173_1607280000	171.08.2016				10-000-415-54-5425-0000	9.95
	IC OP Amp	0	0182_1607010000	171.08.2016				10-101-000-53-5345-0000	436.58
	Electric Supply for Shop and Truck 1116	0	0182_1607010000	171.08.2016				10-101-000-53-5312-0000	58.48
	Museum Work Order 6447	0	0182_1607050000	171.08.2016				10-101-854-53-5312-0000	60.24
	Paint	0	0182_1607050000	171.08.2016				10-101-000-53-5347-0000	202.00
	Atten Park Concession Security Lights	0	0182_1607060000	171.08.2016				10-101-000-53-5312-0000	175.79
	Paint Supplies - Shelters	0	0182_1607270000	171.08.2016				10-101-000-53-5347-0000	65.05
	Garden Hoe	0	0215_1607110000	171.08.2016				10-101-000-53-5331-0000	54.00
	Garden Hoe	0	0215_1607110000	171.08.2016				10-101-000-53-5331-0000	54.00
	Garden Hoe	0	0215_1607110000	171.08.2016				10-101-000-53-5331-0000	54.00
	Garden Hoe	0	0215_1607120000	171.08.2016				10-101-000-53-5331-0000	54.00
	Garden Hoe	0	0215_1607120000	171.08.2016				10-101-000-53-5331-0000	54.00
	Garbage and Recycling for Graf Drive Kit for 110	0	0249_1607050000	171.08.2016				10-101-000-53-5316-0000	165.64
	Materials for Jobs at Hoffman and CAC	0	0249_1607070000	171.08.2016				10-101-000-53-5334-0000	50.45
	Materials for Hillside Fence CAC Painting	0	0249_1607130000	171.08.2016				10-101-000-53-5314-0000	311.60
	Materials for Hillside Fence CAC Painting	0	0249_1607130000	171.08.2016				10-101-000-53-5347-0000	46.57

Fund	Description	Vendor No	Vendor Name	Line Item Description	Check No	Invoice Number	Batch Number	GL Account Number	Amount
	Material for CAC Storm Drains				0	0249_1607140000	171.08.2016	10-101-000-53-5334-0000	35.98
	Atten Irritagtion				0	0249_1607250000	171.08.2016	10-101-000-53-5311-0000	7.64
	Rathje Repairs				0	0249_1607250000	171.08.2016	10-101-000-53-5316-0000	47.92
	Rathje Repairs				0	0249_1607250000	171.08.2016	10-101-000-53-5314-0000	22.50
	Phone Case				0	0272_1607210000	171.08.2016	10-101-000-53-5313-0000	95.00
	Intern Lunch and Check In				0	0280_1606300000	171.08.2016	10-000-415-54-5432-0000	84.73
	Listing for Brew Fest on Website				0	0280_1607070000	171.08.2016	10-000-416-52-5241-1903	15.00
	Chalk for Party in the Park				0	0280_1607240000	171.08.2016	10-000-415-53-5302-0000	8.00
	Cable Ties				0	0290_1607060000	171.08.2016	10-101-000-53-5316-0000	425.78
	Power Cord				0	0298_1607160000	171.08.2016	10-101-000-53-5312-0000	50.65
	Electrical Supplies				0	0298_1607180000	171.08.2016	10-101-000-53-5312-0000	142.28
	PR Monitoring				0	0306_1607260000	171.08.2016	10-000-415-54-5425-0000	496.00
	PDRMA Help 1 Training				0	0348_1607270000	171.08.2016	10-101-000-54-5432-0000	199.00
	Gift Certificates Parade Judges/Announcer/Anth				0	0349_1607010000	171.08.2016	10-000-416-52-5241-1902	400.00
	Steck Manufacturing 20014 Stud Lever				0	0363_1607010000	171.08.2016	10-101-000-53-5348-0000	41.65
	Rental Insurance for Lions Event in October				0	0405_1607110000	171.08.2016	10-430-000-52-5210-0000	104.24
	Archival Supplies				0	0405_1607120000	171.08.2016	10-430-000-53-5302-0000	9.07
	Archival Supplies				0	0405_1607130000	171.08.2016	10-430-000-53-5302-0000	9.07
	Museum Seminar- Exhibit Building Class				0	0405_1607140000	171.08.2016	10-430-000-54-5432-0000	649.00
	Archival Supplies				0	0405_1607200000	171.08.2016	10-430-000-53-5302-0000	32.93
	Meal for Northwestern Class				0	0405_1607220000	171.08.2016	10-430-000-53-5302-0000	9.90
	Parking for Northwestern Class				0	0405_1607220000	171.08.2016	10-430-000-53-5302-0000	54.00
	Parking for Northwestern Class				0	0405_1607230000	171.08.2016	10-430-000-53-5302-0000	47.00
	iPad Cover				0	0405_1607250000	171.08.2016	10-430-000-53-5302-0000	135.45
	Archival Supplies				0	0405_1607270000	171.08.2016	10-430-000-53-5302-0000	36.84
	Archival Supplies				0	0405_1607270000	171.08.2016	10-430-000-53-5302-0000	63.29
	WSJ Subscription				0	0422_1607020000	171.08.2016	10-419-000-54-5425-0000	28.99
	Send Out Cards Subscription				0	0422_1607050000	171.08.2016	10-000-000-54-5434-0000	31.00
	I-Pass Autoreplenish #5400				0	0422_1607050000	171.08.2016	10-000-000-54-5425-0000	40.00
	Start Meeting Monthly Fee				0	0422_1607090000	171.08.2016	10-419-000-54-5432-0000	19.95
	IGFOA Training Employee Engagement/Success				0	0422_1607130000	171.08.2016	10-419-000-54-5432-0000	115.00
	GAAP Update Webinar NOV				0	0422_1607130000	171.08.2016	10-419-000-54-5432-0000	135.00
	Chamber Lunch Reg Fee				0	0439_1607060000	171.08.2016	10-000-415-54-5432-0000	25.00
	VIP Wristbands				0	0447_1607060000	171.08.2016	10-000-416-53-5346-1903	28.33
	WpEngine				0	0447_1607190000	171.08.2016	10-000-415-54-5425-0000	99.00
	Wheaton Brew Fest Facebook Post				0	0447_1607310000	171.08.2016	10-000-416-52-5241-1903	12.63
	Crains Subscription				0	0463_1607120000	171.08.2016	10-000-000-54-5425-0000	35.00
	Commissioner Airfare for AZA Conference				0	0463_1607210000	171.08.2016	10-000-000-54-5401-0000	173.98
	Ex Director Airfare for AZA Conference				0	0463_1607210000	171.08.2016	10-000-000-54-5432-0000	173.98
	Parks Employee New Baby Flowers				0	0463_1607220000	171.08.2016	10-000-000-54-5434-0000	100.41
	Conservation Foundation 2016-2017 Dues				0	0463_1607250000	171.08.2016	10-000-000-54-5425-0000	166.66
	Workable-Finance Asst/AGC Custodian/AGC G				0	0489_1607140000	171.08.2016	10-418-000-54-5426-0000	19.80
	Workable-Finance Asst/AGC Custodian/AGC G				0	0489_1607140000	171.08.2016	10-418-000-54-5426-0000	19.80
	Supplies				0	0496_1607010000	171.08.2016	10-101-000-53-5334-0000	19.88
	General Fundraising Event Supplies Plexi Broch				0	0512_1607050000	171.08.2016	10-000-415-53-5302-0000	86.63
	Folders for Sensory Garden Info/Marketing Pack				0	0512_1607070000	171.08.2016	10-000-415-53-5302-0000	7.20
	Nonprofit Storytelling Conference Registration F				0	0512_1607150000	171.08.2016	10-000-415-54-5432-0000	595.00
	Band Shelter				0	0546_1607070000	171.08.2016	10-101-000-53-5312-0000	59.82
	Rathje Aerator				0	0546_1607080000	171.08.2016	10-101-000-53-5311-0000	55.84
	Label Maker Supplies				0	0546_1607110000	171.08.2016	10-101-000-53-5312-0000	202.35
	Museum Work Order 6448 Electrical Supplies				0	0546_1607110000	171.08.2016	10-101-854-53-5312-0000	16.51
	Hurley Gardens Motor Pump				0	0546_1607130000	171.08.2016	10-101-000-53-5312-0000	185.95
	PSC Electric Phone/ Stock				0	0546_1607130000	171.08.2016	10-101-000-53-5313-0000	41.60
	Museum Second Floor Chandlier				0	0546_1607180000	171.08.2016	10-101-854-53-5312-0000	72.00
	Museum LED Lights				0	0546_1607180000	171.08.2016	10-101-854-53-5312-0000	56.79
	Museum Lights in Museum Office				0	0546_1607190000	171.08.2016	10-101-854-53-5312-0000	42.56
	Brewfest Power Cords				0	0546_1607280000	171.08.2016	10-101-000-53-5314-0000	249.63

Fund	Description	Vendor No	Vendor Name	Check No	Invoice Number	Batch Number	GL Account Number	Amount
Line Item Description								
Vendor Total:								10,040.69
04221	Plug & Pay Technologies							
07/16 Plug N Pay Gateway Fees		0	073116		073116	141.08.2016	10-000-000-52-5239-000C	15.00
07/16 Plug N Pay Gateway Fees		0	073116		073116	141.08.2016	10-000-856-52-5239-000C	15.00
07/16 Plug N Pay Gateway Fees		0	073116		073116	141.08.2016	10-101-000-52-5239-000C	15.00
Vendor Total:								45.00
04267	Martin Whalen Group Inc							
Prairie - HR 073016-082916		0	70550_0816		083.08.2016	083.08.2016	10-418-000-52-5211-0000	15.16
Prairie - HR 083016-092916		0	70550_0916		091.09.2016	091.09.2016	10-418-000-52-5211-0000	15.16
Prairie - Finance 073016-082916		0	70559_0816		083.08.2016	083.08.2016	10-419-000-52-5211-0000	76.82
Prairie - Payroll 073016-082916		0	70562_0816		083.08.2016	083.08.2016	10-419-000-52-5211-0000	24.50
Prairie - Payroll 083016-092916		0	70562_0916		091.09.2016	091.09.2016	10-419-000-52-5211-0000	24.50
Museum 073016-082916		0	MW82277_0816		083.08.2016	083.08.2016	10-000-000-52-5211-0000	63.73
Museum 083016-092916		0	MW82277_0916		091.09.2016	091.09.2016	10-000-000-52-5211-0000	63.73
Parks 073016-082916		0	MW82522_0816		083.08.2016	083.08.2016	10-101-000-52-5211-0000	171.88
Parks 083016-092916		0	MW82522_0916		091.09.2016	091.09.2016	10-101-000-52-5211-0000	171.88
Prairie 073016-082916		0	MW82571_0816		083.08.2016	083.08.2016	10-000-000-52-5211-0000	115.02
Prairie 083016-092916		0	MW82571_0916		091.09.2016	091.09.2016	10-000-000-52-5211-0000	115.02
Vendor Total:								857.40
04287	Global Payments Inc							
07/16 Merchant CC Processing Fees		0	073116		073116	141.08.2016	10-000-000-52-5239-000C	28.32
07/16 Merchant CC Processing Fees		0	073116		073116	141.08.2016	10-000-856-52-5239-000C	54.66
07/16 Merchant CC Processing Fees		0	073116		073116	141.08.2016	10-101-000-52-5239-000C	63.02
07/16 Merchant CC Processing Fees		0	073116		073116	141.08.2016	10-000-416-52-5239-000C	331.03
Vendor Total:								477.03
04296	Culligan DuPage Soft Water Service Inc							
Drinking Water- Prairie		151404	262006_0716W		084.08.2016	084.08.2016	10-000-856-53-5302-000C	53.10
Water Cooler Rental August 2016		151404	262006_0816R		084.08.2016	084.08.2016	10-000-856-52-5220-000C	6.00
Vendor Total:								59.10
04374	Wheaton Bank and Trust Company							
07/16 WB&T Service Charges that Exceeded Ea 0			073116		073116	141.08.2016	10-000-000-52-5214-000C	251.00
07/16 WB&T Service Charges that Exceeded Ea 0			073116		073116	141.08.2016	10-000-000-12-1228-000C	54.02
Vendor Total:								305.02
04574	Knox Swan and Dog LLC							
Rathje Goose Control Service June 2016		151595	601040		091.09.2016	091.09.2016	10-101-000-52-5210-000C	535.00
Rathje Goose Control Service July 2016		151595	601258		091.09.2016	091.09.2016	10-101-000-52-5210-000C	535.00
Rathje Park Goose Control August 2016		151430	601462		084.08.2016	084.08.2016	10-101-000-52-5210-000C	535.00
Northside Goose Control Service September 201		151595	601667		091.09.2016	091.09.2016	10-101-000-52-5210-000C	600.00
CAC Goose Control Service September 2016		151595	601730		091.09.2016	091.09.2016	10-101-000-52-5210-000C	500.00
Vendor Total:								2,705.00
04585	Shaw Media							
Tab on Bonus Reference #1196595 WDO		151352	0616100747306		083.08.2016	083.08.2016	10-000-416-52-5241-1902	50.00
Vendor Total:								50.00
05110	Infosoft Group Inc.							
4 Month Subscription Package for Job Postings		151219	170741		082.08.2016	082.08.2016	10-418-000-54-5426-000C	1,850.00
Vendor Total:								1,850.00
05189	Chambers Lawn & Power Product Inc							

Fund	Description	Vendor No	Vendor Name	Line Item Description	Check No	Invoice Number	Batch Number	GL Account Number	Amount
	Bracket for CC01				151193	5115	082.08.2016	10-101-000-53-5315-0000	8.22
								Vendor Total:	8.22
05363	Polach Appraisal Group Inc.								
	Property Appraisal Services through July 2016	151346			14342		083.08.2016	10-000-000-52-5205-0000	1,000.00
								Vendor Total:	1,000.00
05384	Bowen, Timothy Dana								
	DCHM Lego Camp Mine Craft Build Morning S	151389				DB10583	084.08.2016	10-430-000-52-5210-0000	3,000.00
	DCHM Lego Camp Mine Craft Build Afternoon	151389				DB10583	084.08.2016	10-430-000-52-5210-0000	2,875.00
								Vendor Total:	5,875.00
05392	Kapala, Nicole								
	Mileage Reimbursement July 2016				0	073116	082.08.2016	10-000-415-54-5422-0000	50.22
								Vendor Total:	50.22
05575	Downing, Ashley								
	Mileage Reimbursement June-July 2016				151204	073116	082.08.2016	10-430-000-54-5422-0000	110.48
								Vendor Total:	110.48
05599	Virani, Arif								
	Wheaton Brew Fest Volunteer Shirts				151480	426	084.08.2016	10-000-416-53-5346-1903	1,531.90
	Volunteer Safety Vests				151480	426	084.08.2016	10-000-416-53-5346-1910	650.00
								Vendor Total:	2,181.90
05691	Vision96 LLC								
	Project Mgmt of ANPI Implementation				0	015-2016	082.08.2016	10-000-000-52-5205-0000	481.25
								Vendor Total:	481.25
05708	Prosource Company LLC								
	Balance Due - Sound for Shakespeare in the Park	151453				16-0039	084.08.2016	10-000-416-52-5241-1907	3,375.00
								Vendor Total:	3,375.00
05723	Quik Impressions Group Inc.								
	Wheaton Brew Fest Punch Cards				151242	816068	082.08.2016	10-000-416-53-5346-1903	1,087.00
	Wheaton Brew Fest Programs				151456	816092	084.08.2016	10-000-416-53-5346-1903	582.00
								Vendor Total:	1,669.00
05748	G.A.G. Industries Inc.								
	Museum Standard Capacity M8 Perfect Pleat				151416	INV142695	084.08.2016	10-101-854-53-5334-0000	46.64
								Vendor Total:	46.64
05757	Republic Services Inc.								
	Parks 080116-083116				151245	0128491_0816	082.08.2016	10-101-000-52-5263-0000	20.50
	Parks 090116-093016				151550	0128491_0916	085.08.2016	10-101-000-52-5263-0000	20.50
								Vendor Total:	41.00
05765	Law Offices of Schirott, Luetkehans & Garner LLC								
	Condemnation & General Matters				151432	11	084.08.2016	10-000-000-52-5207-0000	382.44
	Condemnation & General Matters				151432	3	084.08.2016	10-000-000-52-5207-0000	490.75
								Vendor Total:	873.19
05772	Windstream Holdings Inc.								
	Admin Sept 2016				151482	Contract 4520_0916	084.08.2016	10-000-000-52-5211-0000	288.00
								Vendor Total:	288.00

Fund	Description	Vendor No	Vendor Name	Line Item Description	Check No	Invoice Number	Batch Number	GL Account Number	Amount
05810	US Bank Equipment Finance			Museum August 2016	151363	82277_0816	083.08.2016	10-000-000-52-5211-0000	272.66
				Parks August 2016	151363	82522_0816	083.08.2016	10-101-000-52-5211-0000	136.33
				Prairie August 2016	151363	82571_0816	083.08.2016	10-000-000-52-5211-0000	227.21
								Vendor Total:	636.20
05841	Bestler, Karl			Pond Lease September 2016	151386	September 2016	084.08.2016	10-000-000-52-5210-0000	625.00
								Vendor Total:	625.00
05847	Robbins Schwartz Nicolas Lifton & Taylor, Robbins Schwartz			Fence Bids	151460	269350 SBA	084.08.2016	10-000-000-52-5207-0000	577.50
								Vendor Total:	577.50
05866	Peto, Brett			Mileage Reimbursement July 2016	151238	073116	082.08.2016	10-000-415-54-5422-0000	30.51
								Vendor Total:	30.51
05870	Area Sanitation Solutions Inc			Credit for Overcharge on Inv# 12940 Units for F 0		12940-Credit	083.08.2016	10-000-416-52-5241-1908	-45.00
				Seven Gables Unit on Trailer for Shelter Cleanin 0		14038	083.08.2016	10-101-000-52-5211-0000	82.00
				CL Herrick Special Event 7/26/16-7/28/16	0	14039	083.08.2016	10-101-000-52-5211-0000	112.00
				Sensory Garden 08/01/16-08/31/16	0	14148	084.08.2016	10-101-000-52-5211-0000	82.00
				Rathje Park 08/01/16-08/31/16	0	14151	084.08.2016	10-101-000-52-5211-0000	82.00
				Bestlers Pond 08/01/16-08/31/16	0	14152	084.08.2016	10-101-000-52-5211-0000	55.00
				Lincoln Marsh 08/01/16-08/31/16	0	14153	084.08.2016	10-101-000-52-5211-0000	164.00
				Kelly Park 08/01/16-08/31/16	0	14154	084.08.2016	10-101-000-52-5211-0000	82.00
				Brew Fest Restrooms	0	14162	084.08.2016	10-000-416-52-5241-1903	1,249.00
								Vendor Total:	1,863.00
05875	Day Robert & Morrison P.C.			Easement Acquisitions through July 31	151307	28845	083.08.2016	10-000-000-52-5207-0000	74.00
								Vendor Total:	74.00
05879	ANPI Business LLC			Parks 080116-083116	151380	111390_0816	084.08.2016	10-101-000-52-5262-0000	116.13
				Admin 080116-083116	151380	111390_0816	084.08.2016	10-000-000-52-5262-0000	191.58
				HR 080116-083116	151380	111390_0816	084.08.2016	10-418-000-52-5262-0000	67.01
				Finance 080116-083116	151380	111390_0816	084.08.2016	10-419-000-52-5262-0000	152.62
				DCHM 080116-083116	151380	111390_0816	084.08.2016	10-430-000-52-5262-0000	55.79
								Vendor Total:	583.13
05886	Kimley-Horn and Associates INC			Services through July 31	151532	168442000-0716	085.08.2016	10-000-000-52-5205-0000	520.08
								Vendor Total:	520.08
05931	Webmarc Inc.			Temporary Door Repair	151264	8745	082.08.2016	10-101-000-52-5210-0000	258.00
								Vendor Total:	258.00
05940	SiteOne Landscape Supply Holding, LLC			Atten Irrigation Repair	151251	76892881	082.08.2016	10-101-000-53-5311-0000	30.23
				Atten Irrigation Repair	151251	76892914	082.08.2016	10-101-000-53-5311-0000	1.36
								Vendor Total:	31.59
05943	COEO SOLUTIONS LLC								



Fund	Description	Vendor No	Vendor Name	Line Item Description	Check No	Invoice Number	Batch Number	GL Account Number	Amount
				Prairie 080116-083116	151304	11000057_0816	083.08.2016	10-000-856-52-5211-0000	814.64
				Parks 080116-083116	151304	11000057_0816	083.08.2016	10-101-000-52-5211-0000	609.18
				Museum 080116-083116	151304	11000057_0816	083.08.2016	10-000-000-52-5211-0000	609.18
				Parks 090116-093016	151577	11000057_0916	091.09.2016	10-101-000-52-5211-0000	609.18
				Museum 090116-093016	151577	11000057_0916	091.09.2016	10-000-000-52-5211-0000	609.18
				Prairie 090116-093016	151577	11000057_0916	091.09.2016	10-000-856-52-5211-0000	814.64
								Vendor Total:	4,066.00
05958	Service Lighting & Electrical Supplies			LED Combination Exit Sign	151622	921727	091.09.2016	10-101-000-53-5313-0000	220.61
								Vendor Total:	220.61
05972	Protolight, Inc.			Lighting for Shakespeare in the Park	151454	73695	084.08.2016	10-000-416-52-5241-1907	1,180.00
								Vendor Total:	1,180.00
05975	SESAC			Dues 2015 & 2016	151464	296770	084.08.2016	10-000-000-54-5425-0000	800.34
								Vendor Total:	800.34
05984	BCN Telecom, Inc.			Parks 071916-091416	151497	BOC04598_0916	085.08.2016	10-101-000-52-5262-0000	101.55
				Admin 071916-091416	151497	BOC04598_0916	085.08.2016	10-000-000-52-5262-0000	189.10
				HR 071916-091416	151497	BOC04598_0916	085.08.2016	10-418-000-52-5262-0000	207.41
				Finance 071916-091416	151497	BOC04598_0916	085.08.2016	10-419-000-52-5262-0000	207.40
								Vendor Total:	705.46
TMP*2838	Hulet, Nina L			Reissue PRCK# 176235 08-21-2015 for Hulet	151421	176235	084.08.2016	10-000-000-25-2581-0000	71.58
								Vendor Total:	71.58
TMP*2839	Baehl, Kathleen Q			Reissue PRCK# 173786 04-03-2015 for Baehl	151383	173786	084.08.2016	10-000-000-25-2581-0000	26.44
								Vendor Total:	26.44
								Fund Total:	146,969.99
20	Recreation			00018	Airgas USA LLC				
				Northside Pool Chemicals	151282	9053756619	083.08.2016	20-101-231-53-5335-0000	439.06
				Rice Pool Chemicals	151282	9053756620	083.08.2016	20-101-232-53-5335-0000	812.64
				Rice Pool Chemicals	151490	9054095632	085.08.2016	20-101-232-53-5335-0000	54.19
				Rice Pool Chemicals	151490	9054095632	085.08.2016	20-101-232-53-5335-0000	571.66
				Northside Pool Chemicals	151490	9054275941	085.08.2016	20-101-231-53-5335-0000	247.43
				Rice Pool Chemicals	151490	9054322794	085.08.2016	20-101-232-53-5335-0000	439.06
				Rice Pool Chemicals	151490	9054551032	085.08.2016	20-101-232-53-5335-0000	247.43
				Northside Pool Chemicals	151282	9937634519	083.08.2016	20-101-231-53-5335-0000	537.75
				Rice Pool Chemicals	151282	9937634520	083.08.2016	20-101-232-53-5335-0000	901.14
								Vendor Total:	4,250.36
00019	Alarm Detection Systems			Install 4204 Module on the Combo	0	SI-445611	083.08.2016	20-101-000-52-5210-0000	475.00
				Install 4204 Module on the Combo	0	SI-445612	083.08.2016	20-101-000-52-5210-0000	475.00
								Vendor Total:	950.00
00020	Albertsons								

Fund	Description	Vendor No	Vendor Name	Line Item Description	Check No	Invoice Number	Batch Number	GL Account Number	Amount
	Pop for Pizza Party				151283	JY01L07M8N	083.08.2016	20-220-208-53-5301-8880	11.98
	Camp Mean Green Supplies				151283	K301L07LWX	083.08.2016	20-220-207-53-5301-7776	40.96
	Camp Illini Supplies				151283	K301L07LX4	083.08.2016	20-220-207-53-5301-7775	10.00
Vendor Total:									62.94
00032	Alpha Graphics								
	Credit for Overpayment on Inv# 145705				151184	145705	082.08.2016	20-221-221-53-5301-4754	-34.00
	Rams Spirit Items				151567	145969	091.09.2016	20-221-222-53-5302-0000	1,525.00
	Yard Signs/Car Magnets/Decals for Wings Famil				151184	146112	082.08.2016	20-220-204-52-5280-4457	952.50
	Cheer Signs				151285	146128	083.08.2016	20-221-221-53-5301-4754	18.00
	Cheer Signs				151285	146231	083.08.2016	20-221-221-53-5301-4754	34.00
Vendor Total:									2,495.50
00042	Anderson Elevator Co.								
	CAC Elevator Maintenance August 2016	0				190536	084.08.2016	20-101-225-52-5211-0000	166.40
	Community Center Elevator Maintenance Augus 0					190631	084.08.2016	20-101-220-52-5211-0000	162.24
Vendor Total:									328.64
00052	Clarendon Hills Park District								
	Swim Conference A Championship Meet				151302	Wheaton 2016	083.08.2016	20-222-231-52-5210-0000	400.00
Vendor Total:									400.00
00057	Armbrust Plumbing & Air Conditioning Inc.								
	CC Repair				151382	0000090119	084.08.2016	20-101-220-52-5210-0000	947.00
	Emergency Leak Repair				151493	0000090313	085.08.2016	20-101-220-52-5210-0000	1,309.57
Vendor Total:									2,256.57
00064	AT&T								
	Northside Pool 071416-081316				151494	6306820093_0816	085.08.2016	20-222-231-52-5262-0000	120.99
	District Wide 071716-081616				151494	630Z040133_0816	085.08.2016	20-222-232-52-5262-0000	19.38
	District Wide 071716-081616				151494	630Z040133_0816	085.08.2016	20-222-231-52-5262-0000	8.60
	District Wide 071716-081616				151494	630Z040133_0816	085.08.2016	20-224-220-52-5262-0000	228.01
	District Wide 071716-081616				151494	630Z040133_0816	085.08.2016	20-000-000-52-5262-0000	27.06
	District Wide 071716-081616				151494	630Z040133_0816	085.08.2016	20-000-112-52-5262-0000	31.31
	District Wide 071716-081616				151494	630Z040133_0816	085.08.2016	20-000-304-52-5262-0000	37.85
	District Wide 071716-081616				151494	630Z040133_0816	085.08.2016	20-000-415-52-5262-0000	24.32
	District Wide 071716-081616				151494	630Z040133_0816	085.08.2016	20-101-000-52-5262-0000	8.37
	District Wide 071716-081616				151494	630Z040133_0816	085.08.2016	20-220-000-52-5262-0000	51.84
	District Wide 071716-081616				151494	630Z040133_0816	085.08.2016	20-220-203-52-5262-0000	17.89
	District Wide 071716-081616				151494	630Z040133_0816	085.08.2016	20-220-204-52-5262-0000	26.72
	District Wide 071716-081616				151494	630Z040133_0816	085.08.2016	20-350-000-52-5262-0000	15.37
	District Wide 071716-081616				151494	630Z040133_0816	085.08.2016	20-350-302-52-5262-0000	31.20
	Cosley House 071716-081616				151494	630Z265054_0816	085.08.2016	20-350-000-52-5262-0000	128.45
Vendor Total:									777.36
00068	AT&T Mobility								
	281-0870 B. Keene 071816-081716				151570	877051597_0816	091.09.2016	20-000-000-52-5265-0000	51.81
	234-9385 Jay Diener 071816-081716				151570	877051597_0816	091.09.2016	20-000-000-52-5265-0000	21.03
	234-9351 Lincoln Marsh 071816-081716				151570	877051597_0816	091.09.2016	20-000-112-52-5265-0000	3.05
	605-0389 Camp IDK 071816-081716				151570	877051597_0816	091.09.2016	20-000-000-52-5265-0000	21.80
	536-4138 V. Beyer 071816-081716				151570	877051597_0816	091.09.2016	20-000-000-52-5265-0000	68.89
	639-8642 Camp No Name 071816-081716				151570	877051597_0816	091.09.2016	20-000-000-52-5265-0000	33.35
	621-6936 Parks Dept 071816-081716				151570	877051597_0816	091.09.2016	20-101-000-52-5265-0000	6.14
	624-0846 M.B. Cleary 071816-081716				151570	877051597_0816	091.09.2016	20-000-000-52-5265-0000	57.78
	624-3048 BB/SB Umpires 071816-081716				151570	877051597_0816	091.09.2016	20-000-000-52-5265-0000	3.89
	624-3574 D. Novak 071816-081716				151570	877051597_0816	091.09.2016	20-350-000-52-5265-0000	55.68
	414-8028 Lincoln Marsh 071816-081716				151570	877051597_0816	091.09.2016	20-000-112-52-5265-0000	3.05

Fund	Description	Vendor No	Vendor Name	Line Item Description	Check No	Invoice Number	Batch Number	GL Account Number	Amount
				346-9047 Hot Spot 1 071816-081716	151570	877051597_0816	091.09.2016	20-350-302-52-5265-000C	40.41
				346-5702 Matt W. 071816-081716	151570	877051597_0816	091.09.2016	20-000-000-52-5265-000C	53.07
				346-4602 Hot Spot 2 071816-081716	151570	877051597_0816	091.09.2016	20-350-302-52-5265-000C	22.90
				346-9428 Megan R 071816-081716	151570	877051597_0816	091.09.2016	20-000-000-52-5265-000C	45.24
				234-8907 Cristin H. 071816-081716	151570	877051597_0816	091.09.2016	20-000-000-52-5265-000C	51.98
				346-2253 Data Rec Dpt. 071816-081716	151570	877051597_0816	091.09.2016	20-000-000-52-5265-000C	30.90
				885-4579 D. Shee 071816-081716	151570	877051597_0816	091.09.2016	20-101-000-52-5265-000C	21.03
				885-4684 W. Russell 071816-081716	151570	877051597_0816	091.09.2016	20-222-232-52-5265-000C	48.52
				945-7929 Mean Green 071816-081716	151570	877051597_0816	091.09.2016	20-000-000-52-5265-000C	33.14
				945-7045 Camp Coordinator 071816-081716	151570	877051597_0816	091.09.2016	20-000-000-52-5265-000C	3.05
				945-7048 Camp Blackhawk 071816-081716	151570	877051597_0816	091.09.2016	20-000-000-52-5265-000C	13.94
				945-7049 Camp Goodtimes 071816-081716	151570	877051597_0816	091.09.2016	20-000-000-52-5265-000C	3.05
				945-7930 Adv Playground 071816-081716	151570	877051597_0816	091.09.2016	20-000-000-52-5265-000C	3.05
				945-7931 Camp Illini 071816-081716	151570	877051597_0816	091.09.2016	20-000-000-52-5265-000C	28.90
				945-7926 Critter Camp 071816-081716	151570	877051597_0816	091.09.2016	20-000-112-52-5265-0000	3.72
				945-7927 Curiosity Camp 071816-081716	151570	877051597_0816	091.09.2016	20-000-112-52-5265-0000	3.05
				945-7928 Camp Wild Ones 071816-081716	151570	877051597_0816	091.09.2016	20-000-112-52-5265-0000	3.05
				877-6740 Terra J. 071816-081716	151570	877051597_0816	091.09.2016	20-000-112-52-5265-0000	46.50
								Vendor Total:	781.97
00069	AT&T Long Distance								
				Cosley House 061716-071616	151187	6306653779_0716	082.08.2016	20-350-000-52-5262-000C	3.74
								Vendor Total:	3.74
00115	Bendy, Andy								
				Mileage Reimbursement July 2016	151384	073116	084.08.2016	20-350-000-54-5422-000C	51.30
								Vendor Total:	51.30
00152	Buikemas Ace Hardware								
				Supplies	151294	285874A	083.08.2016	20-220-112-53-5301-6609	15.29
				Toohy Filter Air Pleat	151294	285910A	083.08.2016	20-101-000-53-5313-000C	13.47
				Weber Spirit Grill for Atten Concessions	151294	353060B	083.08.2016	20-000-000-53-5302-000C	499.00
				Grill Brush for RWB Week One	151294	353065B	083.08.2016	20-221-223-53-5301-4776	7.19
				Supplies for Recreation Department	151294	353076B	083.08.2016	20-000-000-53-5302-000C	46.76
				Proprane for RWB Tournament Week One	151294	353076B	083.08.2016	20-221-223-53-5301-4776	17.99
				Building Supplies	151294	353102B	083.08.2016	20-101-220-53-5313-000C	23.65
				Aerobic Supplies	151294	353106B	083.08.2016	20-350-302-53-5352-000C	25.86
				Propane for Week Two RWB	151294	353130B	083.08.2016	20-221-223-53-5301-4776	35.98
				CC Blower Motor	151294	353141B	083.08.2016	20-101-220-53-5313-000C	32.38
				Rice Supplies	151294	353165B	083.08.2016	20-101-232-53-5313-000C	27.72
				Building Supplies	151294	353166B	083.08.2016	20-101-220-53-5313-000C	9.97
				Hardware	151294	353202B	083.08.2016	20-101-232-53-5334-000C	16.62
				Carpentry Supplies	151294	353251B	083.08.2016	20-101-232-53-5314-000C	28.78
				Supplies	151294	353321B	083.08.2016	20-350-302-53-5352-000C	34.59
				CC Supplies	151294	353341B	083.08.2016	20-101-220-53-5313-000C	31.43
								Vendor Total:	866.68
00192	City of Wheaton								
				July Board Meeting Recorded	151395	501993	084.08.2016	20-000-000-54-5401-000C	103.33
								Vendor Total:	103.33
00193	City of Wheaton								
				Rathje Park 070716-080516	151508	0007650000_0816	085.08.2016	20-000-000-52-5264-000C	20.69
				Graf Pk/Monroe 070616-080416	151508	0034005200_0816	085.08.2016	20-000-000-52-5264-000C	19.29
				Graf Pk/Monroe 070616-080416	151508	0034005300_0816	085.08.2016	20-000-000-52-5264-000C	104.05
				Northside Pool 070716-080416	151508	0052890000_0816	085.08.2016	20-222-231-52-5264-000C	1,704.00
				Northside Pool 070716-080416	151396	0052890100_0816	084.08.2016	20-222-231-52-5264-000C	2,539.96

Fund	Description	Vendor No	Vendor Name	Line Item Description	Check No	Invoice Number	Batch Number	GL Account Number	Amount
	Boy Scout Cabin 070716-080416				151508	0052910000_0816	085.08.2016	20-000-000-52-5264-000C	20.69
	Cosley House 070616-080416				151508	0067810100_0816	085.08.2016	20-350-000-52-5264-000C	34.28
	Toohey Park 070816-080516				151508	0212470900_0816	085.08.2016	20-000-000-52-5264-000C	168.35
	Atten Park 070816-080516				151508	0280800000_0816	085.08.2016	20-000-000-52-5264-000C	70.59
	Atten Park 070816-080516				151508	0280840800_0816	085.08.2016	20-000-000-52-5264-000C	1,206.16
	Central Athletic Center 070716-080416				151508	0366180000_0816	085.08.2016	20-220-225-52-5264-000C	14.20
	Central Athletic Center 070716-080416				151508	0366190000_0816	085.08.2016	20-220-225-52-5264-000C	177.26
	Clocktower Comm 070716-080416				151508	0367030000_0816	085.08.2016	20-350-303-52-5264-000C	231.85
	Leisure Center 070616-080416				151508	0417780000_0816	085.08.2016	20-000-304-52-5264-000C	139.55
	Rice Pool 070716-080516				151508	0443170000_0816	085.08.2016	20-222-232-52-5264-000C	15,913.06
	Rice Pool 070716-080516				151508	0443170100_0816	085.08.2016	20-222-232-52-5264-000C	1,339.50
	Rice Pool 070716-080516				151396	0443170200_0816	084.08.2016	20-222-232-52-5264-000C	1,244.06
								Vendor Total:	24,947.54
00194	City Ventures Inc.								
	Milwaukee Trip 8/10/16				151397	556	084.08.2016	20-220-304-52-5280-5522	2,640.00
								Vendor Total:	2,640.00
00222	Discount School Supply								
	Camp No Name Supplies				151203	W25922390101	082.08.2016	20-220-207-53-5301-7705	68.95
								Vendor Total:	68.95
00227	Dolan, Linda								
	Mileage Reimbursement July-August 2016				151514	083116	085.08.2016	20-000-304-54-5422-000C	56.16
								Vendor Total:	56.16
00294	Fox River Foods Inc.								
	Food for Resale- Rice Pool				151313	3235636	083.08.2016	20-222-232-53-5328-000C	366.51
	Food for Resale- Rice Pool				151313	3239767	083.08.2016	20-222-232-53-5328-000C	286.72
	Food for Resale- Northside				151313	3239769	083.08.2016	20-222-231-53-5328-000C	366.00
	Food for Resale- Rice Pool				151313	3243148	083.08.2016	20-222-232-53-5328-000C	323.93
	Concession Supplies- Rice Pool				151313	3243148	083.08.2016	20-222-232-53-5329-000C	54.88
	Food for Resale- Rice Pool				151313	3247548	083.08.2016	20-222-232-53-5328-000C	401.97
	Concessions Supplies- Rice Pool				151313	3247548	083.08.2016	20-222-232-53-5329-000C	19.54
	Food for Resale- Northside (Less Shortage)				151313	3250664	083.08.2016	20-222-231-53-5328-000C	272.85
	Food for Resale- Rice Pool				151313	3252002	083.08.2016	20-222-232-53-5328-000C	411.50
	Concession Supplies- Rice Pool				151313	3252002	083.08.2016	20-222-232-53-5329-000C	33.11
	Food for Resale- Rice Pool				151313	3254207	083.08.2016	20-222-232-53-5328-000C	512.42
	Concession Supplies- Rice Pool				151313	3254207	083.08.2016	20-222-232-53-5329-000C	90.01
	Food for Resale- Northside				151313	3256285	083.08.2016	20-222-231-53-5328-000C	241.80
								Vendor Total:	3,381.24
00308	Future Pros								
	Future Pros Camps - Session 3				0	SummerCamps2016	085.08.2016	20-220-203-52-5280-3382	2,323.20
	Training Fees for Wings Preseason Camp 25 tear 0				0	WingsPreSeason	084.08.2016	20-220-204-52-5280-4457	10,000.00
	Summer Soccer Camps				0	WingsSumCamps	084.08.2016	20-220-204-52-5280-4457	7,656.00
								Vendor Total:	19,979.20
00326	Glen Ellyn Park District								
	Registration - 18 Wings Teams for Lakers Tourn:				151316	080216	083.08.2016	20-220-204-52-5280-4457	9,575.00
	Lakers Tournament Wings Boys U13 Black Team				151588	E54506-T1043617	091.09.2016	20-220-204-52-5280-4457	575.00
	Registration for Glen Ellyn Soccer Tournament \				151522	E54506-T474153	085.08.2016	20-220-204-52-5280-4457	575.00
	Lakers Tournament for Wings U12 Boys Yellow				151316	E54506-T594363	083.08.2016	20-220-204-52-5280-4457	575.00
								Vendor Total:	11,300.00
00386	Hagg Press Inc								
	Rec Business Cards				0	66367	084.08.2016	20-000-000-52-5235-000C	16.82

Fund	Description	Vendor No	Vendor Name	Line Item Description	Check No	Invoice Number	Batch Number	GL Account Number	Amount
	Rec Business Cards				0	66367	084.08.2016	20-000-000-52-5235-000C	33.64
	Community Center Business Cards				0	66367	084.08.2016	20-224-220-53-5302-000C	33.64
	PPFC Rack Card				0	66523	084.08.2016	20-350-302-54-5426-000C	188.00
	Birthday Brochures				0	66558	084.08.2016	20-350-000-54-5426-000C	202.00
	Printing Fall 2016 TOYL				0	66817	085.08.2016	20-000-304-52-5235-000C	1,776.00
Vendor Total:									2,250.10
00391	HALOGEN SUPPLY COMPANY								
	Chemicals				151212	00490339	082.08.2016	20-101-232-53-5311-000C	170.80
	Whirlpool Chemicals				151589	00492126	091.09.2016	20-101-220-53-5313-000C	356.19
Vendor Total:									526.99
00406	Commonwealth Edison								
	Lincoln M Office 071516-081516				151511	8435664018_0816	085.08.2016	20-000-112-52-5260-000C	73.36
	Cosley House 071516-081516				151401	8603307015_0816	084.08.2016	20-350-000-52-5260-000C	30.73
Vendor Total:									104.09
00417	Constellation NewEnergy Inc.								
	Seven Gbls Barn 062816-072716				151306	0220031032_0716	083.08.2016	20-000-000-52-5260-000C	44.72
	Seven Gbls Barn 072816-082516				151579	0220031032_0816	091.09.2016	20-000-000-52-5260-000C	51.15
	Community Cntr 071216-080916				151579	0534243000_0816	091.09.2016	20-224-220-52-5260-000C	20,715.06
	Rice Pool 071216-080916				151579	0534243000_0816	091.09.2016	20-222-232-52-5260-000C	6,905.02
	Atten Park 071216-080916				151579	0788335008_0816	091.09.2016	20-000-000-52-5260-000C	827.91
	Graf Pk/Monroe 071216-080916				151579	0788340009_0816	091.09.2016	20-000-000-52-5260-000C	314.06
	Graf Pk/Monroe 071216-080916				151579	1371090088_0816	091.09.2016	20-000-000-52-5260-000C	75.14
	Central Athletic Center 071116-080816				151579	6219071053_0816	091.09.2016	20-220-225-52-5260-000C	6,048.52
	Toohy Park 071316-081016				151579	6414387023_0816	091.09.2016	20-000-000-52-5260-000C	742.60
	Clocktower Comm 071116-080816				151579	7123061000_0816	091.09.2016	20-350-303-52-5260-000C	317.28
	Rathje Park 071416-081116				151579	7592636002_0816	091.09.2016	20-000-000-52-5260-000C	435.67
	Northside Shltr 071516-081416				151579	8351586008_0816	091.09.2016	20-000-000-52-5260-000C	125.63
	Grl Scout Cabin 071516-081416				151579	8351594000_0816	091.09.2016	20-000-000-52-5260-000C	39.12
	Northside Pool 071516-081416				151579	8351595007_0816	091.09.2016	20-222-231-52-5260-000C	3,194.33
	Boy Scout Cabin 071516-081416				151579	8351596004_0816	091.09.2016	20-000-000-52-5260-000C	65.83
	Mary Lubko Center 070816-080716				151579	8843417003_0816	091.09.2016	20-000-304-52-5260-000C	417.23
Vendor Total:									40,319.27
00431	Stanley Convergent Security Solutions								
	Community Cntr 090116-113016				151252	1231289588_0916	082.08.2016	20-101-220-52-5210-000C	749.94
Vendor Total:									749.94
00453	ILLINOIS AMERICAN WATER CO.								
	Lincoln Marsh 071516-081216				151529	1025211695604_081	085.08.2016	20-000-112-52-5264-000C	29.14
Vendor Total:									29.14
00485	Jeff Ellis and Associates Inc								
	August Safety Audit Rice				151321	20078140	083.08.2016	20-222-232-52-5210-000C	875.00
Vendor Total:									875.00
00489	JOE & ROSS ICE CREAM								
	Rice Pool Ice Cream				0	12600030	083.08.2016	20-222-232-53-5328-000C	322.06
	Rice Pool Ice Cream				0	12600048	083.08.2016	20-222-232-53-5328-000C	290.55
	NSP Ice Cream				0	12600107	083.08.2016	20-222-231-53-5328-000C	93.15
	Rice Pool Ice Cream				0	12600116	083.08.2016	20-222-232-53-5328-000C	355.90
	Ice Cream for Resale- Rice				0	12600193	084.08.2016	20-222-232-53-5328-000C	358.51
	Ice Cream for Resale- Rice				0	12600282	084.08.2016	20-222-232-53-5328-000C	357.26
	NSP Ice Cream				0	12620261	083.08.2016	20-222-231-53-5328-000C	153.90

Fund	Description	Check No	Invoice Number	Batch Number	GL Account Number	Amount
Vendor No	Vendor Name					
Line Item Description						
					Vendor Total:	1,931.33
00496	Johnson, Terra J.					
Mileage Reimbursement July 2016		151221	073116	082.08.2016	20-000-112-54-5422-0000	24.84
Mileage Reimbursement July 2016		151221	073116	082.08.2016	20-000-112-54-5432-0000	14.04
					Vendor Total:	38.88
00517	DEMAND AND PRECISION PARTS CO					
Fall Soccer Nets		151308	43534	083.08.2016	20-000-000-53-5306-0000	3,020.00
					Vendor Total:	3,020.00
00525	Kirhofers Sports Inc					
Soccer Staff Clothing		151224	44855	082.08.2016	20-220-204-53-5301-4451	500.00
Socks for Baseball/Softball Program		151429	45030	084.08.2016	20-221-223-53-5306-0000	132.00
					Vendor Total:	632.00
00528	KIWANIS CLUB OF WHEATON					
Travelogue Sponsorship - Canadian RV Adventu	151533	072516		085.08.2016	20-000-000-54-5438-0000	100.00
					Vendor Total:	100.00
00561	The Lifeguard Store					
Hip Packs for Guards		151475	INV432216	084.08.2016	20-222-232-53-5330-0000	135.00
Staff Jackets		151475	INV451015	084.08.2016	20-222-232-53-5330-0000	327.00
Staff Jackets		151475	INV455243	084.08.2016	20-222-232-53-5330-0000	39.50
Staff Jackets		151475	INV456405	084.08.2016	20-222-232-53-5330-0000	39.50
					Vendor Total:	541.00
00569	LISLE PARK DISTRICT					
Conference Championship Fees		151433	080316	084.08.2016	20-222-231-52-5210-0000	400.00
					Vendor Total:	400.00
00617	MENARDS GLENDALE HEIGHTS					
Trash Can		151329	28243	083.08.2016	20-101-225-53-5316-0000	159.80
					Vendor Total:	159.80
00623	Midwest Service & Installation Inc					
Equipment Repairs		151603	8658	091.09.2016	20-350-302-53-5302-0000	891.10
Equipment Repair Parts		151330	8845	083.08.2016	20-350-302-53-5302-0000	1,122.64
Monthly PM		151439	8903	084.08.2016	20-350-302-52-5211-0000	945.00
Equipment Repairs		151603	9052	091.09.2016	20-350-302-53-5302-0000	39.80
Equipment Repairs		151603	9053	091.09.2016	20-350-302-53-5302-0000	1,060.77
					Vendor Total:	4,059.31
00643	Morrow, Bob					
Summer In-House Basketball League Ref Fees		151538	072316	085.08.2016	20-220-204-52-5280-4447	102.00
					Vendor Total:	102.00
00662	National Seed					
Ballfield Mix		151230	562423SI	082.08.2016	20-101-000-53-5349-0000	1,299.00
					Vendor Total:	1,299.00
00680	Northern Illinois Gas Company					
Central Athletics 052516-072816		151605	1750636993_0716	091.09.2016	20-220-225-52-5261-0000	410.88
Rathje Park 070516-080416		151336	1812901000_0816	083.08.2016	20-000-000-52-5261-0000	27.18
Community Cntr 061716-071816		151233	2245590000_0716	082.08.2016	20-224-220-52-5261-0000	422.62
Community Cntr 071816-081616		151605	2245590000_0816	091.09.2016	20-224-220-52-5261-0000	400.82

**Fund**                    **Description**  
**Vendor No**            **Vendor Name**

Line Item	Description	Check No	Invoice Number	Batch Number	GL Account Number	Amount
	Northside Pool 072116-081916	151605	3774221000_0816	091.09.2016	20-222-231-52-5261-000C	504.70
	Toohey Park 052716-072916	151336	4163602345_0716	083.08.2016	20-000-000-52-5261-000C	85.65
	Toohey Park 072916-082616	151605	4163602345_0816	091.09.2016	20-000-000-52-5261-000C	114.70
	Mary Lubko Center 071816-081716	151605	4920221000_0816	091.09.2016	20-000-304-52-5261-000C	28.58
	Northside Shltr 072116-082216	151605	5294221000_0816	091.09.2016	20-000-000-52-5261-000C	88.09
	Community Cntr 070116-080116	151605	7718490000_0716	091.09.2016	20-224-220-52-5261-000C	569.60
	Rice Pool 070116-080116	151605	7718490000_0716	091.09.2016	20-222-232-52-5261-000C	189.86
					<b>Vendor Total:</b>	<b>2,842.68</b>
00683	NISL					
	Wheaton Wings Player and Coach Fees 2016	151335	081016	083.08.2016	20-220-204-52-5280-4457	6,370.00
					<b>Vendor Total:</b>	<b>6,370.00</b>
00693	DAN NOVAK					
	Mileage Reimbursement July 2016	151405	073116	084.08.2016	20-350-000-54-5422-000C	89.10
					<b>Vendor Total:</b>	<b>89.10</b>
00699	Oak Fire & Security Systems Inc					
	Quarterly Sprinkler Alarm Inspection Toohey Pa	151234	46203	082.08.2016	20-101-000-52-5211-0000	135.00
	Quarterly Sprinkler Alarm Inspection Communit	151234	46236	082.08.2016	20-101-220-52-5211-0000	500.00
	CC Monthly Burglar and Panic Alarm Monitorin	151445	46303	084.08.2016	20-101-220-52-5211-0000	25.00
	CC Monthly Elevator Emergency Monitoring At	151445	46304	084.08.2016	20-101-220-52-5211-0000	20.00
	NSP Quarterly Burglar Alarm Monitoring	151445	46354	084.08.2016	20-101-231-52-5211-0000	135.00
					<b>Vendor Total:</b>	<b>815.00</b>
00704	OFFICE DEPOT					
	Fitness Supplies	151607	1973749948	091.09.2016	20-350-302-53-5327-000C	26.56
					<b>Vendor Total:</b>	<b>26.56</b>
00719	PADDOCK PUBLICATIONS INC					
	Subscription for Rec Office 08/15/16-09/11/16	151447	853590	084.08.2016	20-000-000-54-5425-000C	41.40
					<b>Vendor Total:</b>	<b>41.40</b>
00734	PAYCHEX MAJOR MARKET SERVICES					
	ESR August 2016	0	15075680	141.08.2016	20-000-000-52-5211-0000	179.27
	08/05/2016 Payroll Processing	0	29144	141.08.2016	20-000-000-52-5211-0000	530.61
	08/19/2016 Payroll Processing	0	30897	141.08.2016	20-000-000-52-5211-0000	488.55
					<b>Vendor Total:</b>	<b>1,198.43</b>
00742	Pepsi Beverages Company					
	Product for Rams Football Concessions	151543	91935218	085.08.2016	20-221-222-53-5329-000C	3,581.91
	Vending for Rice Pool	151342	93730302	083.08.2016	20-222-232-53-5351-000C	312.40
	Fountain Drinks Rice Pool	151342	93730302	083.08.2016	20-222-232-53-5328-000C	174.96
	Supplies for Drinks Rice Pool	151342	93730302	083.08.2016	20-222-232-53-5329-000C	113.45
	Vending for Rice Pool	151342	98914455	083.08.2016	20-222-232-53-5351-000C	282.20
	Fountain Drinks Rice Pool	151342	98914455	083.08.2016	20-222-232-53-5328-000C	440.63
	Supplies for Drinks Rice Pool	151342	98914455	083.08.2016	20-222-232-53-5329-000C	265.59
	Product for CAC Vending Machine	151237	99751863	082.08.2016	20-220-225-53-5302-000C	441.52
					<b>Vendor Total:</b>	<b>5,612.66</b>
00794	RENTALMAX L.L.C.					
	Propane for Concession Stand	151244	181872-8	082.08.2016	20-221-222-53-5329-000C	47.97
					<b>Vendor Total:</b>	<b>47.97</b>
00818	ROTARY CLUB OF WHEATON					
	Dues 07-01-16 to 09-30-16	151461	070116	084.08.2016	20-000-000-54-5425-000C	98.00

Fund	Description	Vendor No	Vendor Name	Line Item Description	Check No	Invoice Number	Batch Number	GL Account Number	Amount
Vendor Total:									98.00
00838	SANTO SPORT STORE								
	Wings Supplies	151463	91662			084.08.2016		20-220-204-53-5301-4457	523.77
	Rams Football Jerseys	151350	91720			083.08.2016		20-221-222-53-5302-000C	21,676.00
Vendor Total:									22,199.77
00851	Shanes Office Products								
	Kleenex- PPF	0	8183			082.08.2016		20-350-302-53-5316-000C	179.95
	Office Supplies- Community Center	0	8508			082.08.2016		20-224-220-53-5302-000C	213.55
	Office Supplies-Rec Dept	0	8525			082.08.2016		20-000-000-53-5302-000C	91.75
Vendor Total:									485.25
01017	Walmart Community								
	Camp Supplies	151262	J001R1VBWM			082.08.2016		20-220-207-53-5301-7705	199.16
	Camp Supplies	151262	J201PMY6ER			082.08.2016		20-220-207-53-5301-7734	118.74
	CIDK Supplies	151262	J201RTZWP			082.08.2016		20-220-208-53-5301-888C	104.30
	Championship Day Supplies	151262	J201T1GADK			082.08.2016		20-221-223-53-5329-000C	470.64
	Camp Supplies	151262	J301T6F42K			082.08.2016		20-220-207-53-5301-771C	22.88
	CARE Supplies	151262	J701SNT138			082.08.2016		20-220-207-53-5301-7705	143.91
	Camp Blackhawk Supplies	151262	J901V2ZHM4			082.08.2016		20-220-207-53-5301-7734	49.56
	Camp Illini Supplies	151262	J901V2ZHM4			082.08.2016		20-220-207-53-5301-7775	74.22
	Concession Supplies- RWB	151262	J901VAGYS5			082.08.2016		20-221-223-53-5301-477E	1,036.34
	Refund on Sales Tax Original Inv# J901VAGYS	151262	JB01VAGYTV			082.08.2016		20-221-223-53-5301-477E	-37.45
	Mean Camp Green Supplies	151262	JE00ZGHRH5			082.08.2016		20-220-207-53-5301-777E	72.15
	Super Tots Supplies	151262	JG0107X06Q			082.08.2016		20-220-207-53-5301-771C	31.63
	Concession Supplies- RWB	151262	JG010F5EHV			082.08.2016		20-221-223-53-5301-477E	1,474.19
	CIDK Supplies	151262	JH010L0TYB			082.08.2016		20-220-208-53-5301-888C	92.29
	Camp No Name Supplies	151262	JL011NVDNN			082.08.2016		20-220-207-53-5301-7705	244.67
	CIDK Supplies	151262	JP012V5658			082.08.2016		20-220-208-53-5301-888C	84.42
	Camp Illini Supplies	151262	JP012V565G			082.08.2016		20-220-207-53-5301-7775	137.96
	CIDK Supplies	151262	JQ01VFMBJ6			082.08.2016		20-220-208-53-5301-888C	55.14
	Super Tot Supplies	151262	JV014A4YN6			082.08.2016		20-220-207-53-5301-771C	27.17
	Safety City Supplies	151262	JW014MN6JE			082.08.2016		20-220-207-53-5301-7707	117.30
	Camp Blackhawk Supplies	151262	JW014MN6JN			082.08.2016		20-220-207-53-5301-7734	206.26
	Super Tots Summer 2016	151633	JY015D18H0			091.09.2016		20-220-207-53-5301-771C	5.64
	CIDK Supplies	151633	JY015D18H8			091.09.2016		20-220-208-53-5301-888C	85.88
	CIDK Supplies	151633	K5017YZ7D3			091.09.2016		20-220-208-53-5301-888C	96.03
	Camp No Name Supplies	151633	K9019DKBW4			091.09.2016		20-220-207-53-5301-7705	70.01
	Tables for Central Athletic Complex	151633	KG01Q1XJLE			091.09.2016		20-000-000-53-5306-000C	599.76
	Super Tots Supplies	151633	KK01D4B89E			091.09.2016		20-220-207-53-5301-771C	22.91
	Wide Horizons Classroom Supplies	151633	KM01DW50KV			091.09.2016		20-220-207-53-5301-774E	107.51
	Awesome August Supplies	151633	KQ01A4H5BM			091.09.2016		20-220-207-53-5301-773E	68.97
	CIDK Supplies	151633	KQ01AG8H2D			091.09.2016		20-220-208-53-5301-888C	95.69
	Product/Supplies for Rams Football Wheaton Bo	151633	KS01FYBLGL			091.09.2016		20-221-222-53-5329-000C	931.37
Vendor Total:									6,809.25
01023	Waste Management of Illinois Inc								
	Community Cntr August 2016	151366	1520020114_0816			083.08.2016		20-224-220-52-5263-000C	372.32
	Rice Pool August 2016	151366	1520020114_0816			083.08.2016		20-222-232-52-5263-000C	105.01
	Community Cntr Sep 2016	151634	1520020114_0916			091.09.2016		20-224-220-52-5263-000C	372.32
	Rice Pool Sep 2016	151634	1520020114_0916			091.09.2016		20-222-232-52-5263-000C	105.01
	Manchester Park July 2016 Month End	151263	6623520118_0716			082.08.2016		20-000-000-52-5263-000C	785.67
	Manchester Park Aug 2016 Mid Month	151558	6623520118_0816			085.08.2016		20-000-000-52-5263-000C	657.97
	Manchester Park Aug 2016 Month End	151634	6623520118_0816			091.09.2016		20-000-000-52-5263-000C	761.87
Vendor Total:									3,160.17



Fund	Description	Vendor No	Vendor Name	Line Item Description	Check No	Invoice Number	Batch Number	GL Account Number	Amount
01042	WHEATON MEAT CO INC								
	Product for Week One of RWB Tournament	151369	W11638			083.08.2016		20-221-223-53-5301-477€	295.80
	Product for Week Two of RWB Tournament	151369	W11669			083.08.2016		20-221-223-53-5301-477€	67.80
	Product for Week Two of RWB Tournament	151369	W11670			083.08.2016		20-221-223-53-5301-477€	295.80
	Hamburger Patties for Resale- Rice Pool	151369	W11694			083.08.2016		20-222-232-53-5328-000€	67.80
	Hamburger Patties/Beef Franks for Resale Rice I	151369	W11758			083.08.2016		20-222-232-53-5328-000€	153.40
	Hamburger Patties	151635	W11759			091.09.2016		20-000-000-53-5302-000€	33.90
	Hamburgers & Franks for Resale- Rice Pool	151635	W11816			091.09.2016		20-222-232-53-5328-000€	76.70
								Vendor Total:	991.20
01043	Wheaton Sanitary District								
	Mary Lubko Center 070716-080716	151636	020309000_0816			091.09.2016		20-000-304-52-5264-000€	45.81
	Clocktower Comm 070716-080716	151636	021723000_0816			091.09.2016		20-350-303-52-5264-000€	85.72
	Northside Pool 070716-080716	151636	023365000_0816			091.09.2016		20-222-231-52-5264-000€	745.77
	Northside Pool 070716-080716	151636	023367000_0816			091.09.2016		20-222-231-52-5264-000€	1,289.16
	Cosley House 070716-080716	151636	027965000_0816			091.09.2016		20-350-000-52-5264-000€	17.13
	Rathje Park 070716-080716	151636	028831000_0816			091.09.2016		20-000-000-52-5264-000€	17.13
	Toohey Park 070716-080716	151636	032977000_0816			091.09.2016		20-000-000-52-5264-000€	76.78
	Central Athletic Facility 071916-081616	151636	043486000_0816			091.09.2016		20-220-225-52-5264-000€	17.13
	Central Athletic Gym 070716-080716	151636	043487000_0816			091.09.2016		20-220-225-52-5264-000€	17.13
								Vendor Total:	2,311.76
01046	WHEATON YOUTH BASEBALL								
	Umpire Payroll #4 and Bonus	0	80			084.08.2016		20-221-223-52-5281-000€	8,026.00
	2nd Payout for RWB Umpires	0	80			084.08.2016		20-221-223-54-5404-445€	1,700.00
								Vendor Total:	9,726.00
01068	Wm. F. Meyer Co.								
	CAC Womens Bathroom	151269	S3129318.001			082.08.2016		20-101-225-53-5313-000€	167.66
								Vendor Total:	167.66
01073	Wostratzky, Rick								
	July Umpire Fees for Men's Softball League	151372	073116			083.08.2016		20-220-204-52-5280-4417	752.00
								Vendor Total:	752.00
01108	Crystal Mgmt & Maintenance Corp								
	CAC Cleaning Service August 2016	151201	23903			082.08.2016		20-101-225-52-5212-000€	685.00
	Cleaning Service for CAC September 2016	151581	23974			091.09.2016		20-101-225-52-5212-000€	685.00
								Vendor Total:	1,370.00
01120	Holy Cow Sports Inc.								
	Baseball/Softball Board of Control Shirts and Vi:	0	16-1492			085.08.2016		20-221-223-53-5306-000€	165.79
	T-Shirts for Monroe Basketball Camp	0	16-2004			083.08.2016		20-220-203-53-5301-3373	317.86
	Wings Gear Bags	0	16-2120			084.08.2016		20-220-204-53-5301-4457	525.00
	Wings Uniform Numbering	0	16-2255			084.08.2016		20-220-204-53-5301-4457	30.00
								Vendor Total:	1,038.65
01232	Experiential Systems Inc								
	New Challenge Course Elements	151517	10463			085.08.2016		20-220-112-53-5301-6618	1,204.61
								Vendor Total:	1,204.61
01234	Lands End Business Outfitters								
	Staff Shirts	0	SIN4069767			084.08.2016		20-224-220-53-5330-000€	64.95
								Vendor Total:	64.95
02400	Maxi-Sweep Inc								

Fund	Description	Vendor No	Vendor Name	Line Item Description	Check No	Invoice Number	Batch Number	GL Account Number	Amount
	Pool Supplies				151227	16041	082.08.2016	20-101-232-53-5302-000C	308.16
								Vendor Total:	308.16
02460	IWM Corporation								
	CC Water Treatment Service August 2016				151427	13353	084.08.2016	20-101-000-52-5211-0000	415.00
								Vendor Total:	415.00
02505	Village of Lisle								
	Lucent Park 060116-063016				151261	124473002_0616	082.08.2016	20-000-000-52-5264-000C	19.50
	Lucent Park 070116-073116				151631	124473002_0716	091.09.2016	20-000-000-52-5264-000C	19.50
								Vendor Total:	39.00
02660	Sound Incorporated								
	Misc Repair				0	D1311859	083.08.2016	20-101-000-52-5210-000C	258.00
								Vendor Total:	258.00
03197	Frantz, Stephanie Lufrano								
	Mindful Meditation Class				151587	81216	091.09.2016	20-350-302-52-5210-000C	284.20
								Vendor Total:	284.20
03289	Natedog Inc.								
	Rams Football Fundraiser Gold Card Sale				151332	062816	083.08.2016	20-221-222-54-5421-000C	2,625.00
								Vendor Total:	2,625.00
03296	Ditchman, Deborah								
	Mileage Reimbursement June-July 2016				0	073116	084.08.2016	20-000-112-54-5422-0000	3.24
	Mileage Reimbursement June-July 2016				0	073116	084.08.2016	20-220-112-53-5301-6640	15.12
								Vendor Total:	18.36
03411	Extractor Corporation								
	Swimsuit Water Extractor				151518	16-1447	085.08.2016	20-101-232-53-5302-000C	1,195.00
								Vendor Total:	1,195.00
03414	Wheaton Christian Grammar School								
	Facility Refund for Wheaton Christian Grammar				151638	1820647	162.09.2016	20-000-000-20-2025-000C	180.00
								Vendor Total:	180.00
03481	Tressler LLP								
	Services through 04/30/16				0	372256	085.08.2016	20-000-000-52-5207-000C	408.31
	Services through 05/31/16				0	373045	085.08.2016	20-000-000-52-5207-000C	997.50
	Services through 06/30/16				0	373976	085.08.2016	20-000-000-52-5207-000C	5.83
	Services through 07/31/16				0	374772	085.08.2016	20-000-000-52-5207-000C	274.17
								Vendor Total:	1,685.81
03732	Pavco Furniture Inc								
	Pool Furniture				151611	241286	091.09.2016	20-222-232-53-5302-000C	7,732.50
								Vendor Total:	7,732.50
03754	Comcast Cable								
	CC 090116-093016				151578	87712004762650_05	091.09.2016	20-224-220-52-5211-0000	4.22
	Admin IP Services 082616-092516				151578	87712047315272_05	091.09.2016	20-224-220-52-5211-0000	149.85
	Central Athletic Cntr 081616-091516				151400	87712047361631_05	084.08.2016	20-101-225-52-5211-0000	104.85
	Leisure Center 081916-091816				151510	87712047526787_05	085.08.2016	20-000-304-52-5211-0000	104.85
	Lincoln Marsh 081816-091716				151400	87712047527272_05	084.08.2016	20-000-112-52-5211-0000	104.85
	Clocktower 081116-091016				151400	87712047624798_05	084.08.2016	20-350-303-52-5211-0000	104.85
	Northside Pool 081116-091016				151400	87712047626371_05	084.08.2016	20-222-231-52-5211-0000	104.85

Fund	Description	Vendor No	Vendor Name	Line Item Description	Check No	Invoice Number	Batch Number	GL Account Number	Amount
Vendor Total:									678.32
03755	Family Time Magazine								
	E-Newsletter Banner August 2016	151310	14466	083.08.2016				20-350-415-54-5426-000C	176.00
Vendor Total:									176.00
03772	Doromal, Angela								
	Mileage Reimbursement July 2016	0	073116	082.08.2016				20-000-112-54-5422-000C	12.96
Vendor Total:									12.96
03913	Brymax Enterprises Inc.								
	Dippin Dots for Rice Pool	151500	275265	085.08.2016				20-222-232-53-5328-000C	192.00
	Dippin Dots for Resale	151390	wr-0346	084.08.2016				20-222-232-53-5328-000C	576.00
	Dippin Dots for Rice Pool	151293	WR-17963	083.08.2016				20-222-232-53-5328-000C	528.00
	Dippin Dots for Rice Pool	151293	WR-599361	083.08.2016				20-222-232-53-5328-000C	384.00
Vendor Total:									1,680.00
03943	Johnstone Supply								
	CAC Pscromatic Testing Meter	151222	N007589	082.08.2016				20-101-225-53-5313-000C	150.75
	Toohey - Unit 5 Furnace Controller	151530	N008109	085.08.2016				20-101-000-53-5313-000C	99.48
Vendor Total:									250.23
03949	Pierotti, Carolyn								
	Mileage Reimbursement July 2016	0	073116	083.08.2016				20-224-220-54-5422-000C	21.60
Vendor Total:									21.60
04121	UMB Bank N.A.								
	Customer Service Appreciation Week	0	0059_1607250000	171.08.2016				20-224-220-53-5302-000C	9.48
	Customer Service Appreciation Week	0	0059_1607260000	171.08.2016				20-224-220-53-5302-000C	69.00
	Customer Service Appreciation Week	0	0059_1607260000	171.08.2016				20-224-220-53-5302-000C	24.95
	Lunch and Learn at Clocktower Commons	0	0067_1607060000	171.08.2016				20-350-302-53-5302-000C	143.95
	Lunch and Learn at Lincoln Marsh	0	0067_1607210000	171.08.2016				20-350-302-53-5302-000C	134.90
	Uniforms for Front Desk and Trainers	0	0067_1607270000	171.08.2016				20-350-302-53-5330-000C	696.51
	Club Industry Registration 3 Staff	0	0067_1607270000	171.08.2016				20-350-302-54-5432-000C	60.00
	Annual Membership	0	0067_1607280000	171.08.2016				20-350-302-53-5352-000C	419.40
	Direct TV Service August PPF	0	0067_1607300000	171.08.2016				20-350-302-52-5210-000C	107.99
	CIDK Field Trip Centennial Beach	0	0084_1607010000	171.08.2016				20-220-208-52-5280-888C	312.00
	Museum of Science & Industry CIDK Field Trip	0	0084_1607050000	171.08.2016				20-220-208-52-5280-888C	506.75
	Missing Camper Lunch Purchase	0	0084_1607080000	171.08.2016				20-220-208-53-5301-888C	9.28
	Schaumburgpkdis- CIDK Field Trip	0	0084_1607150000	171.08.2016				20-220-208-52-5280-888C	277.00
	Paradise Bay CIDK Field Trip	0	0084_1607190000	171.08.2016				20-220-208-52-5280-888C	75.00
	Paradise Bay CIDK Field Trip	0	0084_1607190000	171.08.2016				20-220-208-52-5280-888C	250.00
	CIDK Pizza Party	0	0084_1607220000	171.08.2016				20-220-208-53-5301-888C	180.00
	Dick Blick Pottery Purchase	0	0084_1607280000	171.08.2016				20-220-201-53-5301-1119	625.47
	Main Event Warrenville CIDK Field Trip	0	0084_1607290000	171.08.2016				20-220-208-52-5280-888C	473.75
	Cash Tray for Recreation Department	0	0117_1607010000	171.08.2016				20-000-000-53-5302-000C	66.99
	Supplies for Week One of RWB Tournament.	0	0117_1607030000	171.08.2016				20-221-223-53-5301-477C	61.07
	Supplies and Product for RWB Tournament.	0	0117_1607080000	171.08.2016				20-000-000-53-5302-000C	85.18
	Gtm Sportswear Pompons	0	0132_1607140000	171.08.2016				20-221-221-53-5330-000C	600.00
	Funeral Flowers	0	0132_1607270000	171.08.2016				20-221-222-53-5302-000C	70.95
	Coaches Hats	0	0132_1607280000	171.08.2016				20-221-222-53-5302-000C	136.00
	Under Armour Coaches Shirts	0	0132_1607290000	171.08.2016				20-221-222-53-5302-000C	449.90
	Under Armour Coaches Shirts	0	0132_1607300000	171.08.2016				20-221-222-53-5302-000C	164.96
	Phone Case	0	0134_1607110000	171.08.2016				20-350-000-53-5302-000C	26.24
	Supplies- Water/Granola Bars	0	0165_1607110000	171.08.2016				20-220-304-52-5280-550C	22.43
	Incorrect Charges- Please See Credit	0	0165_1607110000	171.08.2016				20-220-304-52-5280-552C	207.40
	North Shore Adventure Trip 7-12-16	0	0165_1607120000	171.08.2016				20-220-304-52-5280-552C	1,120.00

Fund	Description	Vendor No	Vendor Name	Line Item Description	Check No	Invoice Number	Batch Number	GL Account Number	Amount
	Credit Voucher Windy City Limousine				0	0165_1607130000	171.08.2016	20-220-304-52-5280-5522	-207.40
	Cream Office				0	0165_1607180000	171.08.2016	20-220-304-52-5280-5500	3.99
	Deposit Mamma Mia- 10-5-16				0	0165_1607210000	171.08.2016	20-220-304-52-5280-5531	600.00
	War Paint- Extra Tickets 7-28-16				0	0165_1607220000	171.08.2016	20-220-304-52-5280-5531	143.10
	2017 Deposit Drury Lane Theater- Chicago				0	0165_1607260000	171.08.2016	20-000-000-16-1636-0000	150.00
	Supplies for Leisure Center 7-27-16				0	0165_1607270000	171.08.2016	20-220-304-52-5280-5500	16.00
	Supplies for Leisure Center 7-27-16				0	0165_1607270000	171.08.2016	20-220-304-52-5280-5500	7.98
	War Paint- Extra Tickets 7-28-16				0	0165_1607280000	171.08.2016	20-220-304-52-5280-5531	95.40
	War Paint- Dinner 7-28-16 Petterinos				0	0165_1607280000	171.08.2016	20-220-304-52-5280-5531	2,689.39
	Caution Tape				0	0181_1607010000	171.08.2016	20-221-223-53-5301-4776	8.97
	RWB Brackets Printing				0	0181_1607060000	171.08.2016	20-221-223-53-5301-4776	50.63
	RWB Brackets Printing				0	0181_1607060000	171.08.2016	20-221-223-53-5301-4776	4.05
	Supplies				0	0207_1607140000	171.08.2016	20-000-112-53-5301-0000	53.58
	Training Meal				0	0207_1607250000	171.08.2016	20-000-112-54-5432-0000	13.39
	Field Trip Centennial Beach				0	0225_1607010000	171.08.2016	20-220-207-52-5280-7705	624.00
	Main Event Final Balance				0	0225_1607160000	171.08.2016	20-220-207-52-5280-7705	776.30
	Materials for CAC Shelves				0	0249_1607190000	171.08.2016	20-101-225-53-5313-0000	31.88
	Trophies				0	0258_1607080000	171.08.2016	20-220-207-53-5301-7734	55.98
	CC T-8 Led Retro				0	0298_1607130000	171.08.2016	20-101-220-53-5312-0000	1,791.57
	Northside Pool Lights				0	0298_1607140000	171.08.2016	20-101-231-53-5312-0000	87.93
	PR Monitoring				0	0306_1607260000	171.08.2016	20-000-415-54-5442-0000	1,000.00
	Supplies				0	0314_1607140000	171.08.2016	20-220-112-53-5301-6628	19.81
	Supplies				0	0314_1607150000	171.08.2016	20-220-112-53-5301-6635	7.99
	Supplies				0	0314_1607150000	171.08.2016	20-220-112-53-5301-6628	23.97
	Supplies				0	0314_1607200000	171.08.2016	20-220-112-53-5301-6635	3.99
	Supplies				0	0314_1607200000	171.08.2016	20-220-112-53-5301-6628	3.75
	Supplies				0	0314_1607290000	171.08.2016	20-000-112-53-5301-0000	23.98
	Office Supplies				0	0314_1607300000	171.08.2016	20-000-112-53-5302-0000	31.97
	AZA Membership				0	0349_1607050000	171.08.2016	20-350-000-54-5432-0000	195.00
	AZA Conference Registration				0	0349_1607080000	171.08.2016	20-350-000-54-5432-0000	525.00
	Credit Voucher AZA Membership				0	0349_1607140000	171.08.2016	20-350-000-54-5432-0000	-115.00
	Southwest Air AZA				0	0349_1607200000	171.08.2016	20-350-000-54-5432-0000	357.96
	Credit Voucher Southwest to AZA				0	0349_1607210000	171.08.2016	20-350-000-54-5432-0000	-10.00
	Animal Care				0	0355_1607020000	171.08.2016	20-220-112-53-5301-6640	67.40
	Supplies				0	0355_1607030000	171.08.2016	20-220-112-53-5301-6609	9.84
	Animal Care				0	0355_1607080000	171.08.2016	20-220-112-53-5301-6640	4.26
	Supplies				0	0355_1607080000	171.08.2016	20-220-112-53-5301-6609	23.95
	Supplies				0	0355_1607080000	171.08.2016	20-220-112-53-5301-6612	22.90
	Training PT Staff				0	0355_1607190000	171.08.2016	20-000-112-54-5432-0000	96.00
	Supplies				0	0355_1607290000	171.08.2016	20-220-112-53-5301-6640	3.88
	Aquaventure Camp Trip				0	0364_1607130000	171.08.2016	20-222-232-53-5301-0000	43.50
	Adolph Kiefer Block Covers				0	0364_1607190000	171.08.2016	20-222-231-53-5306-0000	249.75
	Credit Voucher Rental Max				0	0447_1607070000	171.08.2016	20-000-416-53-5346-1905	-3.20
	Spray Bottle for Popcorn Machine				0	0447_1607070000	171.08.2016	20-000-416-53-5346-1905	1.00
	Rental Max Popcorn Supplies				0	0447_1607070000	171.08.2016	20-000-416-53-5346-1905	43.15
	Wrap Up Luncheon for Taste of Wheaton				0	0447_1607130000	171.08.2016	20-000-416-53-5346-1905	140.34
	Wide Horizons Preschool Facebook Post				0	0447_1607300000	171.08.2016	20-220-207-54-5426-0000	27.54
	Facebook Boosted Posts for Wheaton Brew Fest				0	0447_1607300000	171.08.2016	20-350-302-54-5426-0000	472.49
	Wide Horizons Facebook Post				0	0447_1607310000	171.08.2016	20-220-207-54-5426-0000	1.38
	AMC Woodridge Field Trip				0	0454_1607080000	171.08.2016	20-220-207-52-5280-7705	840.00
	West Chicago Park Dist Field Trip				0	0454_1607220000	171.08.2016	20-220-207-52-5280-7705	15.00
	Fox Bowl Field Trip				0	0454_1607290000	171.08.2016	20-220-207-52-5280-7705	901.00
	Ex Director Airfare for AZA Conference				0	0463_1607210000	171.08.2016	20-000-000-54-5432-0000	173.98
	Commissioner Airfare for AZA Conference				0	0463_1607210000	171.08.2016	20-000-000-54-5401-0000	173.98
	Conservation Foundation 2016-2017 Dues				0	0463_1607250000	171.08.2016	20-000-000-54-5425-0000	166.66
	Preschool and Camps Manager Job Posting for R				0	0470_1607200000	171.08.2016	20-418-000-54-5426-0000	165.00
	Ipra-Athletic Site Supervisor				0	0489_1607070000	171.08.2016	20-418-000-54-5426-0000	165.00
	Workable-Finance Asst/AGC Custodian/AGC G				0	0489_1607140000	171.08.2016	20-418-000-54-5426-0000	19.80

Fund	Description	Vendor No	Vendor Name	Line Item Description	Check No	Invoice Number	Batch Number	GL Account Number	Amount
	CAC Lobby Receptacles				0	0496_1606300000	171.08.2016	20-101-225-53-5313-000C	73.79
	Supplies				0	0496_1607010000	171.08.2016	20-101-000-53-5313-000C	22.35
	Building Supplies				0	0496_1607150000	171.08.2016	20-101-220-53-5313-000C	28.96
	CC Willow Pt. Rm. Fan Switch				0	0496_1607200000	171.08.2016	20-101-220-53-5312-000C	62.55
	CC Panic Buttons				0	0496_1607220000	171.08.2016	20-101-220-53-5312-000C	34.47
	CCTR - Floor Scrubbing Machine				0	0496_1607220000	171.08.2016	20-101-220-53-5313-000C	35.96
	CC Blower Motor				0	0546_1607120000	171.08.2016	20-101-220-53-5313-000C	22.35
	CC Mens Hot Tub Blower Contactor				0	0546_1607130000	171.08.2016	20-101-220-53-5312-000C	208.60
	CC Air Handler 2nd Floor Drain				0	0546_1607140000	171.08.2016	20-101-220-53-5313-000C	58.04
	Tools to do LED Retrofits				0	0546_1607280000	171.08.2016	20-101-220-53-5312-000C	214.47
	Cookies and Snacks for in House Programs				0	0596_1607120000	171.08.2016	20-220-304-53-5301-550C	83.86
	Quilters Basting Spray for Quilting Program				0	0596_1607190000	171.08.2016	20-220-304-53-5301-550C	33.88
	Camp Field Trip Pony Rides				0	0646_1607190000	171.08.2016	20-220-112-52-5280-6635	390.00
	Supplies				0	0646_1607270000	171.08.2016	20-220-112-53-5301-6618	10.00
								Vendor Total:	21,555.59
04198	Squeegee Bros Inc								
	Staff Shirts	151624	SBWPK16				091.09.2016	20-350-302-53-5330-000C	264.00
								Vendor Total:	264.00
04221	Plug & Pay Technologies								
	07/16 Plug N Pay Gateway Fees	0	073116	141.08.2016				20-000-000-52-5239-000C	134.25
	07/16 Plug N Pay Gateway Fees	0	073116	141.08.2016				20-000-112-52-5239-0000	15.00
	07/16 Plug N Pay Gateway Fees	0	073116	141.08.2016				20-350-303-52-5239-000C	15.00
	07/16 Plug N Pay Gateway Fees	0	073116	141.08.2016				20-000-304-52-5239-000C	15.00
	07/16 Plug N Pay Gateway Fees	0	073116	141.08.2016				20-222-231-52-5239-000C	15.00
	07/16 Plug N Pay Gateway Fees	0	073116	141.08.2016				20-222-232-52-5239-000C	81.95
								Vendor Total:	276.20
04267	Martin Whalen Group Inc								
	Supplies	0	611825	084.08.2016				20-220-304-53-5301-550C	98.33
	Community Center - Front Desk 073016-082916	0	70547_0816	083.08.2016				20-224-220-52-5211-0000	34.19
	Community Center - Front Desk 083016-092916	0	70547_0916	091.09.2016				20-224-220-52-5211-0000	34.19
	Parks Plus 073016-082916	0	70557_0816	083.08.2016				20-350-302-52-5211-0000	20.68
	Parks Plus 083016-092916	0	70557_0916	091.09.2016				20-350-302-52-5211-0000	20.68
	Community Cntr 073016-082916	0	72100_0816	083.08.2016				20-224-220-52-5211-0000	25.66
	Community Cntr 083016-092916	0	72100_0916	091.09.2016				20-224-220-52-5211-0000	25.66
	Rice Pool 073016-082916	0	77847_0816	083.08.2016				20-222-232-52-5211-0000	10.44
	Rice Pool 083016-092916	0	77847_0916	091.09.2016				20-222-232-52-5211-0000	10.44
	Northside Pool 073016-082916	0	79033_0816	083.08.2016				20-222-231-52-5211-0000	5.96
	Northside Pool 083016-092916	0	79033_0916	091.09.2016				20-222-231-52-5211-0000	5.96
	Prairie - Marketing 073016-082916	0	MW81543_0816	083.08.2016				20-000-415-52-5211-0000	578.88
	Prairie - Marketing 083016-092916	0	MW81543_0916	091.09.2016				20-000-415-52-5211-0000	578.88
	Leisure Center 073016-082916	0	MW81956_0816	083.08.2016				20-000-304-52-5211-0000	23.85
	Mary Lubko Center 083016-092916	0	MW81956_0916	091.09.2016				20-000-304-52-5211-0000	23.85
	Lincoln Marsh 073016-082916	0	MW81957_0816	083.08.2016				20-000-112-52-5211-0000	133.82
	Lincoln Marsh 083016-092916	0	MW81957_0916	091.09.2016				20-000-112-52-5211-0000	133.82
	Community Center 073016-082916	0	MW82133_0816	083.08.2016				20-224-220-52-5211-0000	183.33
	Community Center 083016-092916	0	MW82133_0916	091.09.2016				20-224-220-52-5211-0000	183.33
	Community Center 073016-082916	0	MW82278_0816	083.08.2016				20-000-000-52-5211-0000	110.46
	Community Center 083016-092916	0	MW82278_0916	091.09.2016				20-000-000-52-5211-0000	110.46
								Vendor Total:	2,352.87
04287	Global Payments Inc								
	07/16 Merchant CC Processing Fees	0	073116	141.08.2016				20-350-303-52-5239-000C	62.44
	07/16 Merchant CC Processing Fees	0	073116	141.08.2016				20-000-000-52-5239-000C	3,690.58
	07/16 Merchant CC Processing Fees	0	073116	141.08.2016				20-222-232-52-5239-000C	810.22

Fund	Description	Vendor No	Vendor Name	Line Item Description	Check No	Invoice Number	Batch Number	GL Account Number	Amount
	07/16 Merchant CC Processing Fees	0			073116	141.08.2016		20-222-231-52-5239-000C	112.47
	07/16 Merchant CC Processing Fees	0			073116	141.08.2016		20-000-112-52-5239-0000	163.45
	07/16 Merchant CC Processing Fees	0			073116	141.08.2016		20-000-304-52-5239-000C	72.99
								Vendor Total:	4,912.15
04296	Culligan DuPage Soft Water Service Inc								
	Drinking Water- Community Center Office & D	151404			261966_0716W	084.08.2016		20-224-220-53-5302-000C	17.70
	Drinking Water- Community Center Office & Dc	151404			261966_0716W	084.08.2016		20-224-220-53-5302-000C	53.10
	Water Cooler Rental August 2016	151404			261966_0816R	084.08.2016		20-224-220-52-5220-000C	12.00
	Drinking Water- Mary Lubko Center	151404			261982_0716W	084.08.2016		20-000-304-53-5302-000C	23.60
	Water Cooler Rental August 2016	151404			261982_0816R	084.08.2016		20-000-304-52-5220-000C	6.00
	Drinking Water- Lincoln Marsh	151404			261990_0716W	084.08.2016		20-000-112-53-5302-0000	35.40
	Drinking Water- Lincoln Marsh	151404			261990_0716W	084.08.2016		20-000-112-53-5302-0000	17.70
	Water Cooler Rental August 2016	151404			261990_0816R	084.08.2016		20-000-112-53-5302-0000	6.00
								Vendor Total:	171.50
04374	Wheaton Bank and Trust Company								
	07/16 WB&T Service Charges that Exceeded Ea 0				073116	141.08.2016		20-000-000-52-5214-000C	251.01
								Vendor Total:	251.01
04412	Downtown Wheaton Association								
	DWA Living Wheaton Advertisement	151583			148	091.09.2016		20-000-416-52-5241-1905	500.00
	Wine Walk Trolley Sponsorship for DWA	151583			182	091.09.2016		20-350-415-54-5426-000C	200.00
								Vendor Total:	700.00
04423	Morrison, Carol A								
	Reimbursement for IWSL Payments for Player & 151331				081016	083.08.2016		20-220-204-52-5280-4457	30.00
								Vendor Total:	30.00
04461	Soccer 2000 Inc								
	Player Benches for Wings	0			05-00213	084.08.2016		20-220-204-53-5301-4457	710.00
								Vendor Total:	710.00
04496	Slager, Elizabeth								
	Mileage Reimbursement July 2016	0			073116	083.08.2016		20-224-220-54-5422-000C	28.62
								Vendor Total:	28.62
04557	Staples Contract and Commercial Inc								
	Hand Soap for 855 Washrooms	151253			3307251409	082.08.2016		20-350-000-53-5302-000C	37.41
	Credit for Inv# 3307689024 Mr Clean	151470			3310128184	084.08.2016		20-101-225-53-5316-000C	-36.68
	Credit for Inv# 3307689024 Cleaning Supplies	151470			3310128185	084.08.2016		20-101-225-53-5316-000C	-4.40
	Cleaning Supplies	151470			3310128186	084.08.2016		20-101-225-53-5316-000C	4.40
	Mop Heads/Notebook Paper/Stirrers	151470			3310128187	084.08.2016		20-101-225-53-5316-000C	182.60
								Vendor Total:	183.33
04562	Stowell, Gary								
	Entertainment for Thanksgiving Party 11/17/16	151256			OT110216	082.08.2016		20-220-304-52-5280-5501	150.00
								Vendor Total:	150.00
04585	Shaw Media								
	Ad for Museum	151465			0716100747307	084.08.2016		20-350-000-54-5426-000C	443.00
								Vendor Total:	443.00
04609	Hawkins Inc.								
	Chemicals for Rice Pool	151213			3923284	082.08.2016		20-101-232-53-5335-000C	2,061.42
	Chemicals for Northside Pool	151213			3923285	082.08.2016		20-101-231-53-5335-000C	1,069.90

Fund	Description	Vendor No	Vendor Name	Line Item Description	Check No	Invoice Number	Batch Number	GL Account Number	Amount
	Rice Pool Chemicals				151317	3928102	083.08.2016	20-101-232-53-5335-000C	743.24
	Northside Pool Chemicals				151317	3929689	083.08.2016	20-101-231-53-5335-000C	930.40
	Rice Pool Chemicals				151526	3930537	085.08.2016	20-101-232-53-5335-000C	41.28
	Rice Pool Chemicals				151526	3930538	085.08.2016	20-101-232-53-5335-000C	624.60
	Rice Pool Chemicals				151526	3934982	085.08.2016	20-101-232-53-5335-000C	853.95
	Rice Pool Chemicals				151526	3937273	085.08.2016	20-101-232-53-5335-000C	1,383.65
	Rice Pool Chemicals				151526	3937360	085.08.2016	20-101-232-53-5335-000C	845.75
								Vendor Total:	8,554.19
04646	Caliendo Inc.								
	Pizza for Resale Rice				151297	911123	083.08.2016	20-222-232-53-5328-000C	550.00
	Cosley Zoo Pizzas				151297	911123	083.08.2016	20-350-000-53-5302-000C	76.28
								Vendor Total:	626.28
04693	Schneider, Victoria								
	Mileage Reimbursement July 2016				0	073116	083.08.2016	20-224-220-54-5422-000C	34.56
								Vendor Total:	34.56
04848	Perfect Cleaning Service Inc.								
	CC Cleaning Service August 2016				151614	42708	091.09.2016	20-101-220-52-5212-000C	4,950.00
								Vendor Total:	4,950.00
04854	Dance Alternatives Inc.								
	Summer 1st Session 2016				151512	WHSUMMER20161	085.08.2016	20-220-305-52-5280-1028	1,320.00
								Vendor Total:	1,320.00
04857	T J Official Finders								
	Baseball Officials and Assigning Fee				151259	3707	082.08.2016	20-221-223-52-5281-000C	798.00
								Vendor Total:	798.00
04887	PCS Industries Inc								
	Credit for Custodial Supplies				151612	CR00182513	091.09.2016	20-101-220-53-5316-000C	-109.98
	Custodial Supplies				151236	I2732323	082.08.2016	20-101-220-53-5316-000C	941.10
	Paper Cups				151236	I2733510	082.08.2016	20-101-000-53-5313-000C	230.76
	NSP Custodial Supplies				151340	I2739975	083.08.2016	20-101-231-53-5316-000C	217.98
	Custodial Supplies				151542	I2750372	085.08.2016	20-101-232-53-5316-000C	101.20
	Custodial Supplies				151612	I2757973	091.09.2016	20-101-220-53-5316-000C	1,349.58
	Custodial Supplies				151542	I2762125	085.08.2016	20-101-232-53-5316-000C	184.40
								Vendor Total:	2,915.04
04929	Haugland Brothers Inc								
	Carpet Cleaning Rooms 214/222/230/226				151590	62748	091.09.2016	20-101-000-52-5210-000C	647.24
	Carpet Cleaning Memorial Room				151590	62754	091.09.2016	20-101-000-52-5210-000C	972.00
	Carpet Cleaning at Toohey Park				151590	62757	091.09.2016	20-101-000-52-5210-000C	939.20
								Vendor Total:	2,558.44
05068	Chicago Classic Coach LLC								
	Bus to Goodman Theater 7/28/16				151194	14142	082.08.2016	20-220-304-52-5280-5531	1,029.00
	Bus for Milwaukee Trip 8/10/16				151393	14211	084.08.2016	20-220-304-52-5280-5522	1,240.00
	Bus for Cubs Trip 8/18/16				151503	14263	085.08.2016	20-220-304-52-5280-5522	1,159.00
	Bus for Starved Rock Trip 8/25/16				151572	14296	091.09.2016	20-220-304-52-5280-5522	1,150.00
								Vendor Total:	4,578.00
05073	Agile Sports Technologies								
	Rams Football Online Video				151280	29928-1B-235945	083.08.2016	20-221-222-53-5302-000C	1,108.80

Fund	Description	Vendor No	Vendor Name	Check No	Invoice Number	Batch Number	GL Account Number	Amount
Line Item	Description							
							Vendor Total:	1,108.80
05214	Carroll Seating Company Inc.							
	New Wall Padding to Replace the Existing Wall	151391			INV-1008686	084.08.2016	20-220-204-53-5301-000C	3,488.00
							Vendor Total:	3,488.00
05220	EVP Academies LLC							
	EVP Tour Indoor Volleyball Camp - Session 2	0		1300		085.08.2016	20-220-203-52-5280-3305	485.10
							Vendor Total:	485.10
05236	Shebar, Lisa							
	Reimbursement for Wings/ Chicago Fire Game c	151552		082416		085.08.2016	20-220-204-52-5280-4457	3,301.00
	Reimbursement for Wings/ Chicago Fire Game c	151552		082416		085.08.2016	20-000-000-54-5432-000C	102.00
							Vendor Total:	3,403.00
05250	Sandra Simpson for Petty Cash							
	Petty Cash General	151249		080116		082.08.2016	20-220-304-53-5301-550C	159.18
	Petty Cash Trips	151249		080116		082.08.2016	20-220-304-52-5280-5522	84.99
							Vendor Total:	244.17
05270	45.s							
	Entertainment for Halloween Party 10/25/16	151486		102516		085.08.2016	20-220-304-52-5280-5501	300.00
							Vendor Total:	300.00
05335	Bougadis, Steve							
	Reimbursement for Tournament Entry Fee to Clc	151189		072816		082.08.2016	20-221-223-54-5405-4455	70.00
							Vendor Total:	70.00
05424	St. Louis Scott Gallagher							
	Tournament Fee for Wheaton Wings Girls U12	151469		081716		084.08.2016	20-220-204-52-5280-4457	750.00
							Vendor Total:	750.00
05430	B1 & C1							
	Lets Play Playmakers Camp - August Classes	151496		Summer 2016-2		085.08.2016	20-220-203-52-5280-3387	1,607.20
							Vendor Total:	1,607.20
05441	Nielsen, Kara							
	Mileage Reimbursement July 2016	151334		073116		083.08.2016	20-220-112-53-5301-6640	33.48
							Vendor Total:	33.48
05466	Bessey, Laura							
	Mileage Reimbursement June-July 2016	151188		073116		082.08.2016	20-000-304-54-5422-000C	28.08
							Vendor Total:	28.08
05482	Purser, Colin							
	Reimbursement for Purchases Made for 12U Wa	151241		072816		082.08.2016	20-221-223-54-5405-4455	720.17
	Reimbursement of Funds from Travel Account fr	151455		081216		084.08.2016	20-221-223-54-5405-4455	374.03
							Vendor Total:	1,094.20
05540	Performance Chemical & Supply							
	Custodial Supplies	151343		203205		083.08.2016	20-101-220-53-5316-000C	545.52
	Vinyl Gloves	151544		203751		085.08.2016	20-101-220-53-5313-000C	69.80
							Vendor Total:	615.32
05599	Virani, Arif							
	Volunteer Safety Vests	151480		426		084.08.2016	20-350-302-53-5346-1925	650.00



Fund	Description	Vendor No	Vendor Name	Check No	Invoice Number	Batch Number	GL Account Number	Amount
Line Item Description								
Vendor Total:								650.00
05691	Vision96 LLC							
Project Mgmt of ANPI Implementation		0		015-2016	082.08.2016		20-000-000-52-5205-000C	481.25
Vendor Total:								481.25
05713	Vanguard Energy Services L.L.C.							
Community Cntr 070116-073116		151365		7718490000_0716	083.08.2016		20-224-220-52-5261-000C	1,157.89
Rice Pool 070116-073116		151365		7718490000_0716	083.08.2016		20-222-232-52-5261-000C	385.96
Community Cntr 080116-083116		151630		7718490000_0816	091.09.2016		20-224-220-52-5261-000C	579.62
Rice Pool 080116-083116		151630		7718490000_0816	091.09.2016		20-222-232-52-5261-000C	193.21
Vendor Total:								2,316.68
05733	Steiner Electric Company							
Lable Maker to Mark Valves/Breakers/Switches		151254		S005441680.001	082.08.2016		20-101-220-53-5313-000C	195.00
CAC Ballfields		151471		S005460331.001	084.08.2016		20-101-225-53-5313-000C	169.53
CC Floor Sanding Equipment		151471		S005461574.001	084.08.2016		20-101-220-53-5312-000C	363.61
Vendor Total:								728.14
05756	Gust, William							
Wheaton Wings Indoor Space Rental 11/14/16-1.		151524		736	085.08.2016		20-220-204-52-5280-4457	9,450.00
Vendor Total:								9,450.00
05757	Republic Services Inc.							
Rice Pool 080116-083116		151245		0128491_0816	082.08.2016		20-222-232-52-5263-000C	45.10
Community Center 080116-083116		151245		0128491_0816	082.08.2016		20-224-220-52-5263-000C	159.90
Parks 080116-083116		151245		0128491_0816	082.08.2016		20-000-000-52-5263-000C	20.50
Rice Pool 090116-093016		151550		0128491_0916	085.08.2016		20-222-232-52-5263-000C	45.54
Community Center 090116-093016		151550		0128491_0916	085.08.2016		20-224-220-52-5263-000C	161.46
Parks 090116-093016		151550		0128491_0916	085.08.2016		20-000-000-52-5263-000C	20.50
Vendor Total:								453.00
05765	Law Offices of Schirott, Luetkehans & Garner LLC							
Condemnation & General Matters		151432		11	084.08.2016		20-000-000-52-5207-000C	382.44
Condemnation & General Matters		151432		3	084.08.2016		20-000-000-52-5207-000C	490.75
Vendor Total:								873.19
05772	Windstream Holdings Inc.							
Recreation Sept 2016		151482		Contract 4520_0916	084.08.2016		20-000-000-52-5211-0000	320.00
Vendor Total:								320.00
05810	US Bank Equipment Finance							
Marketing August 2016		151363		81543_0816	083.08.2016		20-000-415-52-5211-0000	568.04
Leisure Center August 2016		151363		81956_0816	083.08.2016		20-000-304-52-5211-0000	113.61
Lincoln Marsh August 2016		151363		81957_0816	083.08.2016		20-000-112-52-5211-0000	113.61
Community Center August 2016		151363		82133_0816	083.08.2016		20-224-220-52-5211-0000	517.23
Community Center August 2016		151363		82278_0816	083.08.2016		20-000-000-52-5211-0000	272.66
Vendor Total:								1,585.15
05870	Area Sanitation Solutions Inc							
Armbrust Field 7/8/16-8/7/16		0		13886	083.08.2016		20-221-223-52-5210-4211	82.00
Central Park Tennis Courts 7/22/16-8/21/16		0		13981	083.08.2016		20-220-204-52-5280-4465	82.00
Whittier School 7/22/16-8/21/16		0		13982	083.08.2016		20-220-204-52-5280-4457	82.00
Brighton Park 7/22/16-8/21/16		0		13983	083.08.2016		20-220-204-52-5280-4451	82.00
Atten Park 7/22/16-8/21/16		0		13984	083.08.2016		20-221-223-52-5210-4211	82.00
Atten Park Special Event 7/1/16-7/25/16		0		13985	083.08.2016		20-221-223-52-5210-4211	299.00

Fund	Description	Vendor No	Vendor Name	Line Item Description	Check No	Invoice Number	Batch Number	GL Account Number	Amount
				Graf Park 7/1/16-7/31/16	0	13986	083.08.2016	20-220-204-52-5280-4465	82.00
				Hoffman Park 08/01/16-08/31/16	0	14147	084.08.2016	20-221-223-52-5210-4211	82.00
				Northside Park 08/01/16-08/31/16	0	14149	084.08.2016	20-221-223-52-5210-4211	82.00
				Emerson School 08/01/16-08/31/16	0	14150	084.08.2016	20-221-223-52-5210-4211	82.00
				Edison School 08/01/16-08/31/16	0	14155	084.08.2016	20-221-223-52-5210-4211	82.00
				Lucent Park 08/01/16-08/31/16	0	14156	084.08.2016	20-221-223-52-5210-4211	82.00
				Seven Gables - Wings 08/01/16-08/31/16	0	14157	084.08.2016	20-220-204-52-5280-4465	82.00
				Seven Gables 08/01/16-08/31/16	0	14157	084.08.2016	20-220-204-52-5280-4451	82.00
				Scottdale Park 08/01/16-08/31/16	0	14159	084.08.2016	20-221-223-52-5210-4211	82.00
				Armbrust Field 08/08/16-09/07/16	0	14160	084.08.2016	20-221-223-52-5210-4211	82.00
				Graf Park 08/01/16-08/31/16	0	14161	084.08.2016	20-220-204-52-5280-4465	82.00
								Vendor Total:	1,611.00
05879	ANPI Business LLC								
				Lincoln Marsh 080116-083116	151380	111390_0816	084.08.2016	20-000-112-52-5262-0000	95.78
				Rec Dept 080116-083116	151380	111390_0816	084.08.2016	20-000-000-52-5262-0000	82.80
				Mary Lubko Center 080116-083116	151380	111390_0816	084.08.2016	20-000-304-52-5262-0000	115.78
				Spec Fac 080116-083116	151380	111390_0816	084.08.2016	20-350-000-52-5262-0000	47.01
				PPF 080116-083116	151380	111390_0816	084.08.2016	20-350-302-52-5262-0000	95.43
				Athletics 080116-083116	151380	111390_0816	084.08.2016	20-220-204-52-5262-0000	81.75
				Parks 080116-083116	151380	111390_0816	084.08.2016	20-101-000-52-5262-0000	25.61
				Marketing 080116-083116	151380	111390_0816	084.08.2016	20-000-415-52-5262-0000	74.38
				Athletics 080116-083116	151380	111390_0816	084.08.2016	20-220-203-52-5262-0000	54.74
				Programs 080116-083116	151380	111390_0816	084.08.2016	20-220-000-52-5262-0000	158.59
				Comm Center 080116-083116	151380	111390_0816	084.08.2016	20-224-220-52-5262-0000	697.49
				Rice Pool 080116-083116	151380	111390_0816	084.08.2016	20-222-232-52-5262-0000	59.29
				NS Pool 080116-083116	151380	111390_0816	084.08.2016	20-222-231-52-5262-0000	26.31
								Vendor Total:	1,614.96
05886	Kimley-Horn and Associates INC								
				Services through July 31	151532	168442000-0716	085.08.2016	20-000-000-52-5205-0000	520.08
								Vendor Total:	520.08
05927	Bianco, Melissa								
				Cake Decorating Summer 2016	151290	Summer 2016	083.08.2016	20-220-305-52-5280-1075	49.00
								Vendor Total:	49.00
05936	Stankoskey, Jennifer								
				Reimbursement for E License for Wings	151354	081016	083.08.2016	20-220-204-52-5280-4457	250.00
								Vendor Total:	250.00
05943	COEO SOLUTIONS LLC								
				Lincoln Marsh 080116-083116	151304	11000057_0816	083.08.2016	20-000-112-52-5211-0000	609.18
				Community Cntr 071416-083116	151304	11000057_0816	083.08.2016	20-224-220-52-5211-0000	1,981.90
				Community Cntr 090116-093016	151577	11000057_0916	091.09.2016	20-224-220-52-5211-0000	1,269.98
				Lincoln Marsh 090116-093016	151577	11000057_0916	091.09.2016	20-000-112-52-5211-0000	609.18
								Vendor Total:	4,470.24
05960	Gilhooly, Catherine M.								
				12/15/16 Holiday Gala Entertainment	151211	121516	082.08.2016	20-220-304-52-5280-5501	300.00
								Vendor Total:	300.00
05962	Weiss, Jason								
				Reimbursement for E & F Coaching Licenses	151265	080216	082.08.2016	20-220-204-52-5280-4457	275.00
								Vendor Total:	275.00
05964	Byrnes, Bill								

Fund	Description	Vendor No	Vendor Name	Line Item Description	Check No	Invoice Number	Batch Number	GL Account Number	Amount
	Reimbursement for E & F Coaching Licenses	151190			080216	082.08.2016		20-220-204-52-5280-4457	275.00
								Vendor Total:	275.00
05965	Weaver, Connie								
	Summer 2016 Hand Stamped Treasures- 3 Partic	151368			080116	083.08.2016		20-220-305-52-5280-1068	49.50
								Vendor Total:	49.50
05966	Pickren, Richard S.								
	Entertainer Picnic in the Park 8/3/16	151345			080316	083.08.2016		20-220-304-52-5280-5501	300.00
								Vendor Total:	300.00
05967	Invergo, Rick								
	Gold Card Refund	151426			080516	084.08.2016		20-221-222-42-4206-000C	50.00
								Vendor Total:	50.00
05968	Water Safety Products, Inc.								
	Masks for Guards	151367			164340	083.08.2016		20-222-232-53-5302-000C	314.23
								Vendor Total:	314.23
05970	Steven Tsoukalas								
	Reimbursement for E & F Licenses for Wings	151472			081716	084.08.2016		20-220-204-52-5280-4457	275.00
								Vendor Total:	275.00
05971	TeamSnap, Inc								
	24 Wings Teams - Team Snap Accounts 2016-17	151358			INV00010531	083.08.2016		20-220-204-52-5280-4457	1,531.35
								Vendor Total:	1,531.35
05974	Dunn, Joshua								
	Reimbursement for E & F Coaching Licenses	151406			081716	084.08.2016		20-220-204-52-5280-4457	275.00
								Vendor Total:	275.00
05975	SESAC								
	Dues 2015 & 2016	151464			296770	084.08.2016		20-000-000-54-5425-000C	800.33
								Vendor Total:	800.33
05984	BCN Telecom, Inc.								
	Programs 071916-091416	151497			BOC04598_0916	085.08.2016		20-220-000-52-5262-000C	97.96
	NSP 071916-091416	151497			BOC04598_0916	085.08.2016		20-222-231-52-5262-000C	97.47
	Comm Ctr 071916-091416	151497			BOC04598_0916	085.08.2016		20-224-220-52-5262-000C	403.38
	Lincoln Marsh 071916-091416	151497			BOC04598_0916	085.08.2016		20-000-112-52-5262-0000	84.51
	CAC 071916-091416	151497			BOC04598_0916	085.08.2016		20-220-203-52-5262-000C	101.33
								Vendor Total:	784.65
05986	Illinois Pump Repairs, Inc.								
	Northside Pool Turbine Repairs	151424			IN3972	084.08.2016		20-101-231-52-5210-000C	4,505.00
								Vendor Total:	4,505.00
05994	Samir Rahmouni								
	Reimbursement for E & F License Wings U8 Gi	151621			083116	091.09.2016		20-220-204-52-5280-4457	250.00
								Vendor Total:	250.00
TMP*2244	Petko, Trudy								
	Awesome August Party Refund for Petko	151485			1814149	164.08.2016		20-000-000-20-2025-000C	10.00
								Vendor Total:	10.00
TMP*2545	Church of Christ, Chicago								

Fund	Description	Vendor No	Vendor Name	Line Item Description	Check No	Invoice Number	Batch Number	GL Account Number	Amount
	Facility Refund for Church of Christ				151561	1816127	161.09.2016	20-000-000-20-2025-000C	425.00
	Facility Refund for Church of Christ				151561	1816603	161.09.2016	20-000-000-20-2025-000C	500.00
								Vendor Total:	925.00
TMP*2640	Cin, Pau Khua								
	Soccer - Girls Gr. K Refund for Cin				151562	1816654	161.09.2016	20-000-000-20-2025-000C	80.00
								Vendor Total:	80.00
TMP*2786	Talsky, Valerie								
	Enhancing your Memory Refund for Talsky				151278	1797916	162.08.2016	20-000-000-20-2025-000C	10.00
								Vendor Total:	10.00
TMP*2825	Kish, Karen								
	Enhancing your Memory Refund for Kish				151274	1797915	162.08.2016	20-000-000-20-2025-000C	10.00
								Vendor Total:	10.00
TMP*2826	Wheaton Association, Downtown								
	Facility Refund for Wheaton Association				151279	1797962	162.08.2016	20-000-000-20-2025-000C	125.00
								Vendor Total:	125.00
TMP*2827	Richard, Jessica								
	Activity Refund for Richard				151276	1798836	162.08.2016	20-000-000-20-2025-000C	81.00
								Vendor Total:	81.00
TMP*2828	Hernandez, Carrie								
	Facility Refund for Hernandez				151273	1798964	162.08.2016	20-000-000-20-2025-000C	100.00
								Vendor Total:	100.00
TMP*2829	Badger, Lois								
	Facility Refund for Badger				151270	1798967	162.08.2016	20-000-000-20-2025-000C	100.00
								Vendor Total:	100.00
TMP*2830	Duddy, Dianna								
	Kid Rock 2 Refund for Duddy				151272	1799570	162.08.2016	20-000-000-20-2025-000C	65.00
								Vendor Total:	65.00
TMP*2831	Maisel, Geraldine								
	Activity Refund for Maisel				151275	1800139	162.08.2016	20-000-000-20-2025-000C	15.00
								Vendor Total:	15.00
TMP*2832	Dorn, Melissa								
	Warriors 10U Refund for Dorn				151271	1802610	162.08.2016	20-000-000-20-2025-000C	225.00
	Baseball - Gr.4 Refund for Dorn				151376	1806342	163.08.2016	20-000-000-20-2025-000C	95.00
								Vendor Total:	320.00
TMP*2833	Schrage, Barbara								
	Warriors 10U Refund for Schrage				151277	1802614	162.08.2016	20-000-000-20-2025-000C	225.00
								Vendor Total:	225.00
TMP*2834	Button, Heather								
	Facility Refund for Button				151375	1805672	163.08.2016	20-000-000-20-2025-000C	100.00
								Vendor Total:	100.00
TMP*2835	Brink, Amy								
	Baseball - Gr.4 Refund for Brink				151374	1806335	163.08.2016	20-000-000-20-2025-000C	95.00

Fund	Description	Vendor No	Vendor Name	Check No	Invoice Number	Batch Number	GL Account Number	Amount
Vendor Total:								95.00
TMP*2836	Liebenow, Catherine							
Baseball - Gr.8 Refund for Liebenow		151377	1806418	163.08.2016	20-000-000-20-2025-000C			115.00
Vendor Total:								115.00
TMP*2837	Ray, Jacalyn							
Baseball - Gr.8 Refund for Ray		151378	1806429	163.08.2016	20-000-000-20-2025-000C			119.00
Vendor Total:								119.00
TMP*2840	North, Becky							
Youth Pottery Wheel Refund for North		151563	1816713	161.09.2016	20-000-000-20-2025-000C			13.00
Vendor Total:								13.00
TMP*2841	Staron, Iwona							
Soccer - Corec Gr. 6 Refund for Staron		151565	1817473	161.09.2016	20-000-000-20-2025-000C			53.00
Vendor Total:								53.00
TMP*2842	Scout Troop 51232, Madison							
Facility Refund for Scout Troop 51232		151564	1817955	161.09.2016	20-000-000-20-2025-000C			195.00
Vendor Total:								195.00
Fund Total:								327,526.42
22	Cosley Zoo							
00016	Tyco Integrated Security LLC							
Cosley Zoo 090116-113016		0	132609224_0916	084.08.2016	22-101-000-52-5211-0000			93.72
Vendor Total:								93.72
00020	Albertsons							
Snack and Activity Supplies		151283	JG01L0DERP	083.08.2016	22-220-206-53-5301-6662			13.98
Llama Meds		151283	JY01L0DE81	083.08.2016	22-501-000-53-5309-000C			53.99
Batteries		151283	JY01L0DE81	083.08.2016	22-501-000-53-5302-000C			21.58
Credit Sales Tax- Original Inv# JY01L0DE81 B:		151283	JY01L0DEKX	083.08.2016	22-501-000-53-5302-000C			-1.60
Snacks for Programs (Less Sales Tax)		151283	K501L0DF1X	083.08.2016	22-220-206-53-5301-668C			21.94
Vendor Total:								109.89
00045	Animal Feeds and Needs							
PDZ/Pine/BOC/Carefresh		151286	1078379	083.08.2016	22-501-000-53-5336-000C			193.64
Bagged Feed		151286	1078379	083.08.2016	22-501-000-53-5339-000C			530.74
Bagged Feed		151286	1078384	083.08.2016	22-501-000-53-5339-000C			14.99
Bagged Feed		151491	1080165	085.08.2016	22-501-000-53-5339-000C			407.04
Pine Shavings		151491	1080165	085.08.2016	22-501-000-53-5336-000C			147.50
Vendor Total:								1,293.91
00046	Animal Medical Clinic							
Bloodwork/Parasite Screen		151287	70548	083.08.2016	22-501-000-54-5424-000C			253.22
Banamine		151287	70548	083.08.2016	22-501-000-53-5309-000C			15.75
Monthly Retainer June/July		151287	70638	083.08.2016	22-501-000-52-5210-000C			300.00
Lactated Ringers Solution		151287	70638	083.08.2016	22-501-000-53-5309-000C			5.50
Vendor Total:								574.47
00064	AT&T							
District Wide 071716-081616		151494	630Z040133_0816	085.08.2016	22-101-000-52-5262-000C			0.80
District Wide 071716-081616		151494	630Z040133_0816	085.08.2016	22-501-000-52-5262-000C			70.20
Cosley Zoo 071716-081616		151494	630Z991848_0816	085.08.2016	22-501-000-52-5262-000C			128.45

Fund	Description	Vendor No	Vendor Name	Check No	Invoice Number	Batch Number	GL Account Number	Amount
Line Item	Description							
Vendor Total:								199.45
00152	Buikemas Ace Hardware							
	Cosley HVAC Supplies	151294	285778A	083.08.2016	22-101-000-53-5313-000C			24.28
	Hardware	151294	285808A	083.08.2016	22-101-000-53-5313-000C			4.46
	Kick Plate for Door	151294	285868A	083.08.2016	22-101-000-53-5313-000C			16.19
	Stain for Deck Refinishing	151294	285917A	083.08.2016	22-101-000-53-5347-000C			35.99
	Cosley Zoo Phone	151294	285925A	083.08.2016	22-101-000-53-5313-000C			7.18
	Orbital Sander	151294	285966A	083.08.2016	22-101-000-53-5345-000C			44.99
Vendor Total:								133.09
00193	City of Wheaton							
	Cosley Zoo 070616-080416	151508	0310000100_0816	085.08.2016	22-501-000-52-5264-000C			160.85
	Cosley Zoo 070616-080416	151508	0310000200_0816	085.08.2016	22-501-000-52-5264-000C			686.25
	Cosley Bobcat 070616-080416	151508	0310000300_0816	085.08.2016	22-501-000-52-5264-000C			48.48
Vendor Total:								895.58
00240	Duchaj Bros.							
	150 Bales Hay	151584	082916	091.09.2016	22-501-000-53-5339-000C			900.00
Vendor Total:								900.00
00277	Federal Express Corporation							
	Shipping Expense for Frogs	151206	5-493-98571	082.08.2016	22-501-000-53-5325-000C			63.01
Vendor Total:								63.01
00417	Constellation NewEnergy Inc.							
	Cosley Zoo 071516-081416	151579	8519798002_0816	091.09.2016	22-501-000-52-5260-000C			3,031.42
Vendor Total:								3,031.42
00437	Reedy Equipment Services Inc.							
	Ice Machine Rental August 2016	151458	0120797	084.08.2016	22-501-000-52-5220-000C			39.67
Vendor Total:								39.67
00550	Legrand, Laura							
	Mileage Reimbursement July 2016	151325	073116	083.08.2016	22-501-000-54-5422-000C			13.61
Vendor Total:								13.61
00680	Northern Illinois Gas Company							
	Cosley Zoo 071316-081116	151443	3015221000_0816	084.08.2016	22-501-000-52-5261-000C			31.92
	Cosley Zoo 071316-081116	151605	5450490000_0816	091.09.2016	22-501-000-52-5261-000C			37.43
Vendor Total:								69.35
00734	PAYCHEX MAJOR MARKET SERVICES							
	ESR August 2016	0	15075680	141.08.2016	22-000-000-52-5211-0000			12.58
	08/05/2016 Payroll Processing	0	29144	141.08.2016	22-000-000-52-5211-0000			37.24
	08/19/2016 Payroll Processing	0	30897	141.08.2016	22-000-000-52-5211-0000			34.28
Vendor Total:								84.10
00738	CTM Group Inc.							
	Reimbursement of 75% of Souvenir Penny Sales	151202	Pen14July-1223	082.08.2016	22-501-000-54-5433-000C			208.87
Vendor Total:								208.87
00851	Shanes Office Products							
	Office Supplies- Cosley	0	9061	082.08.2016	22-501-000-53-5302-000C			316.02
Vendor Total:								316.02

Fund	Description	Vendor No	Vendor Name	Line Item Description	Check No	Invoice Number	Batch Number	GL Account Number	Amount
01023	Waste Management of Illinois Inc								
	Cosley Zoo August 2016	151263	9885620113_0816	082.08.2016		22-501-000-52-5263-0000			789.83
	Cosley Zoo Sep 2016	151634	9885620113_0916	091.09.2016		22-501-000-52-5263-0000			789.83
								Vendor Total:	1,579.66
01042	WHEATON MEAT CO INC								
	Bones	151266	W11676	082.08.2016		22-501-000-53-5339-0000			111.46
								Vendor Total:	111.46
01043	Wheaton Sanitary District								
	Cosley Zoo 070716-080716	151636	026475000_0816	091.09.2016		22-501-000-52-5264-0000			55.02
	Cosley Zoo 070716-080716	151636	026477000_0816	091.09.2016		22-501-000-52-5264-0000			282.20
								Vendor Total:	337.22
01082	Young's Grain Farms								
	147 Bales Straw	151373	625608	083.08.2016		22-501-000-53-5336-0000			624.75
								Vendor Total:	624.75
03754	Comcast Cable								
	Cosley Zoo 081116-091016	151400	87712047625845_05	084.08.2016		22-501-000-52-5211-0000			104.85
								Vendor Total:	104.85
04121	UMB Bank N.A.								
	Eventective Inc Cosley Zoo	0	0173_1607010000	171.08.2016		22-350-415-54-5426-0000			36.00
	Aquatic Pump to Remove Water from Ponds	0	0217_1607010000	171.08.2016		22-101-000-53-5311-0000			90.00
	Bagels for Meeting	0	0217_1607190000	171.08.2016		22-501-000-53-5302-0000			23.98
	AZA Annual Conference Transportation	0	0217_1607280000	171.08.2016		22-501-000-54-5432-0000			550.54
	AZA Annual Conference Transportation	0	0217_1607280000	171.08.2016		22-501-000-54-5432-0000			83.00
	AZA Annual Conference Transportation	0	0217_1607290000	171.08.2016		22-501-000-54-5432-0000			18.88
	Produce for Animal Diets	0	0241_1607010000	171.08.2016		22-501-000-53-5339-0000			19.08
	Tub for Raccoon Enrichment	0	0241_1607010000	171.08.2016		22-501-000-53-5336-0000			12.75
	Zookeeper Gifts	0	0241_1607030000	171.08.2016		22-501-000-53-5302-0000			29.40
	Filter Parts/1 of 3	0	0241_1607080000	171.08.2016		22-501-000-53-5336-0000			24.82
	Produce for Animals	0	0241_1607080000	171.08.2016		22-501-000-53-5339-0000			30.01
	Storage Bin for Rabbit Hay	0	0241_1607140000	171.08.2016		22-501-000-53-5336-0000			24.99
	PVC for Coyote Program Targets	0	0241_1607140000	171.08.2016		22-501-000-53-5336-0000			9.19
	Rodent Control Bait	0	0241_1607140000	171.08.2016		22-501-000-53-5336-0000			6.99
	Parking Lot Fee	0	0241_1607150000	171.08.2016		22-501-000-53-5325-0000			2.00
	Produce for Diets	0	0241_1607150000	171.08.2016		22-501-000-53-5339-0000			43.05
	Chipmunk Diet/Items for Chipmunk to Chew	0	0241_1607160000	171.08.2016		22-501-000-53-5339-0000			2.84
	Chipmunk Diet/Items for Chipmunk to Chew	0	0241_1607160000	171.08.2016		22-501-000-53-5336-0000			9.26
	Filter Parts/2 of 3	0	0241_1607160000	171.08.2016		22-501-000-53-5336-0000			35.41
	Insects for Animal Diets	0	0241_1607190000	171.08.2016		22-501-000-53-5339-0000			22.00
	Staff Lunch	0	0241_1607200000	171.08.2016		22-501-000-53-5302-0000			191.39
	Filter Parts/3 of 3	0	0241_1607220000	171.08.2016		22-501-000-53-5336-0000			8.38
	Produce for Animals	0	0241_1607220000	171.08.2016		22-501-000-53-5339-0000			47.77
	Oats for Sheep and Goats	0	0241_1607260000	171.08.2016		22-501-000-53-5339-0000			19.99
	Produce for Animal Diets	0	0241_1607290000	171.08.2016		22-501-000-53-5339-0000			28.48
	Shipping Empty Crate Back to Owner	0	0241_1607290000	171.08.2016		22-501-000-53-5325-0000			23.70
	Cosley Uncorked Advertising	0	0280_1607020000	171.08.2016		22-350-415-54-5426-0000			500.00
	Enhanced Cosley Uncorked	0	0280_1607070000	171.08.2016		22-501-000-54-5426-0000			14.50
	Food Deposit for Cosley Uncorked	0	0280_1607080000	171.08.2016		22-220-206-53-5301-6690			500.00
	My Chef Catering Final Payment Cosley Uncork	0	0280_1607210000	171.08.2016		22-220-206-53-5301-6690			2,852.50
	Buckets for Wine Event	0	0306_1607200000	171.08.2016		22-350-415-54-5426-0000			9.00
	Armadillo	0	0308_1607050000	171.08.2016		22-501-000-53-5325-0000			414.80
	Credit for Tax Charged on Original Purchase of	0	0308_1607070000	171.08.2016		22-220-206-53-5301-6664			-9.28
	Award Pins	0	0308_1607070000	171.08.2016		22-220-206-53-5301-6664			106.00

Fund	Description	Vendor No	Vendor Name	Line Item Description	Check No	Invoice Number	Batch Number	GL Account Number	Amount
	Flight for Armadillo	0			0308	_1607150000	171.08.2016	22-501-000-53-5325-000C	345.75
	Admission	0			0308	_1607160000	171.08.2016	22-220-206-53-5301-6664	235.00
	Craft Supplies	0			0308	_1607280000	171.08.2016	22-220-206-53-5301-6662	45.40
	Credit Adjustment Fraud	0			0308	_1607290000	171.08.2016	22-000-000-12-1226-000C	-33.51
	Credit Statement Inbalance	0			0308	_1607290000	171.08.2016	22-000-000-12-1226-000C	-33.51
	Facebook Boosted Post for Uncorked	0			0439	_1607310000	171.08.2016	22-220-206-52-5280-669C	15.00
	Create Discover Play Bracelets	0			0447	_1607190000	171.08.2016	22-350-415-54-5426-000C	375.00
	Supplies	0			0496	_1607010000	171.08.2016	22-101-000-53-5313-000C	18.82
	City of Wheaton Raffle License Cosley Uncorke	0			0512	_1607150000	171.08.2016	22-220-206-53-5301-669C	25.00
	Drill Bits	0			0538	_1607110000	171.08.2016	22-101-000-53-5314-000C	37.91
	GFI and Box for Deer Holding	0			0538	_1607120000	171.08.2016	22-101-000-53-5312-000C	26.94
	Paint and Brushes for Red Barn Doors	0			0538	_1607140000	171.08.2016	22-101-000-53-5347-000C	78.82
	Hose Reel	0			0538	_1607140000	171.08.2016	22-101-000-53-5311-0000	24.98
	Kick Plate	0			0538	_1607140000	171.08.2016	22-101-000-53-5313-000C	33.06
	Cosley Zoo Phones	0			0546	_1607130000	171.08.2016	22-101-000-53-5312-000C	76.32
	Cosley Zoo Raccoon Power	0			0546	_1607290000	171.08.2016	22-101-000-53-5312-000C	133.74
								Vendor Total:	7,186.14
04221	Plug & Pay Technologies								
	07/16 Plug N Pay Gateway Fees	0			073116		141.08.2016	22-501-000-52-5239-000C	55.85
								Vendor Total:	55.85
04267	Martin Whalen Group Inc								
	Cosley Zoo 073016-082916	0			MW81955_0816		083.08.2016	22-501-000-52-5211-0000	18.79
	Cosley Zoo 083016-092916	0			MW81955_0916		091.09.2016	22-501-000-52-5211-0000	18.79
								Vendor Total:	37.58
04296	Culligan DuPage Soft Water Service Inc								
	Drinking Water- Cosley	151404			261974_0716W		084.08.2016	22-501-000-52-5220-000C	100.30
	Water Cooler Rental August 2016	151404			261974_0816R		084.08.2016	22-501-000-52-5220-000C	6.00
								Vendor Total:	106.30
04412	Downtown Wheaton Association								
	DWA Living Wheaton Advertisement	151583			148		091.09.2016	22-350-415-54-5426-000C	500.00
								Vendor Total:	500.00
04557	Staples Contract and Commercial Inc								
	Lysol Wipes & Spray/Pine-Sol/Paper Towels/Toi	151253			3307251397		082.08.2016	22-101-000-53-5316-000C	690.56
	Street Broom Heads	151253			3307251409		082.08.2016	22-101-000-53-5316-000C	80.34
	Soap/Disinfectant/Degreaser/Office Supplies	151253			3307251418		082.08.2016	22-101-000-53-5316-000C	191.80
	Custodial Supplies	151253			3307251446		082.08.2016	22-101-000-53-5316-000C	80.98
	Paper Towels	151355			3309725037		083.08.2016	22-101-000-53-5316-000C	226.74
	Toilet Bowl Cleaner	151355			3309725045		083.08.2016	22-101-000-53-5316-000C	97.28
	Purell/Purell Dispensers	151355			3309725051		083.08.2016	22-101-000-53-5316-000C	280.53
	Purell	151355			3309725057		083.08.2016	22-101-000-53-5316-000C	110.97
	Purell Dispenser	151355			3309725060		083.08.2016	22-101-000-53-5316-000C	7.20
	Sponges	151355			3309725063		083.08.2016	22-101-000-53-5316-000C	115.17
	Glass Cleaner/Bleach	151355			3309725071		083.08.2016	22-101-000-53-5316-000C	139.96
	Toilet Paper	151355			3309725082		083.08.2016	22-101-000-53-5316-000C	289.74
	Paper Towels	151355			3309725090		083.08.2016	22-101-000-53-5316-000C	229.74
								Vendor Total:	2,541.01
05361	o8o Leasing LLC								
	Reimbursement of 50% of Wind Machine Sales	151337			0716		083.08.2016	22-501-000-54-5433-000C	233.08
								Vendor Total:	233.08
05667	Christensen, Ginny								



Fund	Description	Vendor No	Vendor Name	Line Item Description	Check No	Invoice Number	Batch Number	GL Account Number	Amount
	Mileage Reimbursement July 2016				151505	073116	085.08.2016	22-501-000-54-5422-000C	23.76
								Vendor Total:	23.76
05757	Republic Services Inc.								
	Cosley Zoo 080116-083116				151245	0128491_0816	082.08.2016	22-501-000-52-5263-000C	20.50
	Cosley Zoo 090116-093016				151550	0128491_0916	085.08.2016	22-501-000-52-5263-000C	20.50
								Vendor Total:	41.00
05772	Windstream Holdings Inc.								
	Cosley Sept 2016				151482	Contract 4520_0916	084.08.2016	22-000-000-52-5211-0000	64.00
								Vendor Total:	64.00
05810	US Bank Equipment Finance								
	Cosley August 2016				151363	81955_0816	083.08.2016	22-501-000-52-5211-0000	113.61
								Vendor Total:	113.61
05818	Ciribassi, Elise Stern								
	Monthly Retainer				151300	11	083.08.2016	22-501-000-52-5210-000C	165.00
	Monthly Retainer				151506	15	085.08.2016	22-501-000-52-5210-000C	165.00
	Lab Work - Goat				151506	15	085.08.2016	22-501-000-54-5424-000C	110.00
								Vendor Total:	440.00
05879	ANPI Business LLC								
	Cosley 080116-083116				151380	111390_0816	084.08.2016	22-501-000-52-5262-000C	214.72
	Parks 080116-083116				151380	111390_0816	084.08.2016	22-101-000-52-5262-000C	2.46
								Vendor Total:	217.18
05991	BRECs Baton Rouge Zoo								
	Donation to BRECs Baton Rouge Zoo Employee				151499	083116	085.08.2016	22-501-000-54-5411-0000	1,100.00
								Vendor Total:	1,100.00
								Fund Total:	23,443.61
23	Liability								
00561	The Lifeguard Store								
	AED Supplies for the District				151475	INV427735	084.08.2016	23-000-000-53-5302-000C	1,898.00
								Vendor Total:	1,898.00
00725	Park District Risk Mgmt Agency								
	Property				151449	July 2016	084.08.2016	23-000-000-52-5270-000C	13,740.23
	Liability				151449	July 2016	084.08.2016	23-000-000-52-5271-000C	6,111.30
	Workers Comp				151449	July 2016	084.08.2016	23-000-000-52-5273-000C	19,276.16
	Employment Practice				151449	July 2016	084.08.2016	23-000-000-52-5276-000C	2,347.73
	Pollution				151449	July 2016	084.08.2016	23-000-000-52-5277-000C	401.84
								Vendor Total:	41,877.26
04121	UMB Bank N.A.								
	Sunscreen				0	0364_1607140000	171.08.2016	23-000-000-53-5302-000C	56.92
								Vendor Total:	56.92
05076	Occupational Health Centers of Illinois PC								
	Back Evaluations - PSC 7/20/16-7/25/16				0	1009584510	082.08.2016	23-418-000-52-5208-000C	52.50
	Back Evaluations - PSC 8/9/16-8/15/16				0	1009618208	085.08.2016	23-418-000-52-5208-000C	52.50
	Back Evaluation - FT Rec 8/16/16-8/18/16				0	1009630256	091.09.2016	23-418-000-52-5208-000C	172.00
								Vendor Total:	277.00

Fund	Description	Vendor No	Vendor Name	Check No	Invoice Number	Batch Number	GL Account Number	Amount
Line Item	Description							
05511	Illinois Department of Employment Security							
	Unemployment Contribution 04/01/16-06/30/16	151423		663014353	084.08.2016		23-000-000-52-5275-000C	1,236.00
							Vendor Total:	1,236.00
							Fund Total:	45,345.18
26	IMRF							
00465	I.M.R.F.							
	July 2016 IMRF	0		073116	141.08.2016		26-000-000-21-2124-000C	59,939.27
							Vendor Total:	59,939.27
							Fund Total:	59,939.27
40	Capital Projects							
00064	AT&T							
	District Wide 071716-081616	151494		630Z040133_0816	085.08.2016		40-101-000-52-5262-000C	18.01
							Vendor Total:	18.01
00152	Buikemas Ace Hardware							
	Tools	151294		285892A	083.08.2016		40-000-187-57-5701-000C	11.94
	Mending Brace	151294		285895A	083.08.2016		40-000-187-57-5701-000C	28.72
	Mending Brace	151294		353171B	083.08.2016		40-000-187-57-5701-000C	7.18
							Vendor Total:	47.84
00173	Cemcon Ltd.							
	Prints	151571		2150532	091.09.2016		40-800-813-57-5701-000C	19.20
							Vendor Total:	19.20
00174	Central Sod Farms Inc.							
	Sod Repairs CAC Fields	151392		INV109932	084.08.2016		40-000-187-57-5701-000C	478.50
	Sod Repairs CAC Fields	151392		INV109998	084.08.2016		40-000-187-57-5701-000C	34.50
	Brighton Park Landscape Supplies	151392		INV110166	084.08.2016		40-800-809-57-5701-000C	69.00
	Sod	151502		INV110296	085.08.2016		40-800-809-57-5701-000C	1,216.00
							Vendor Total:	1,798.00
00247	DuPage Topsoil Inc.							
	Soil for Playground	151407		043053	084.08.2016		40-800-809-57-5701-000C	630.00
							Vendor Total:	630.00
00275	Faulks Bros. Construction Inc.							
	Ballfield Mix	0		00228963	083.08.2016		40-101-000-53-5349-000C	688.69
							Vendor Total:	688.69
00617	MENARDS GLENDALE HEIGHTS							
	Construction Lumber	151228		26767	082.08.2016		40-000-187-57-5701-000C	75.18
	Improvements	151601		29543	091.09.2016		40-000-187-57-5701-000C	189.76
							Vendor Total:	264.94
00624	Midwest Groundcovers LLC							
	Brighton Park Landscape Material	151438		I507377	084.08.2016		40-800-809-57-5701-000C	884.02
							Vendor Total:	884.02
00717	Paddock Publications Inc., The Daily Herald							
	Fencing Projects	151448		T4447044	084.08.2016		40-000-000-54-5428-000C	126.50
	Cosley Zoo	151541		T4448816	085.08.2016		40-000-000-54-5428-000C	131.10
	AGC	151541		T4449055	085.08.2016		40-000-000-54-5428-000C	138.00

Fund	Description	Vendor No	Vendor Name	Check No	Invoice Number	Batch Number	GL Account Number	Amount
Line Item	Description							
							Vendor Total:	395.60
00725	Park District Risk Mgmt Agency							
	PDRMA to Pay for Repairs Directly	151449		1RB048142		084.08.2016	40-800-846-57-5701-000C	25,370.00
							Vendor Total:	25,370.00
00764	Prairie Material							
	Concrete for Bleacher Pads	151239		886810369		082.08.2016	40-000-187-57-5701-000C	1,203.00
	Concrete for Brighton Playground	151239		886812209		082.08.2016	40-800-809-57-5701-000C	452.75
	Concrete for Bleacher Pads	151239		886820082		082.08.2016	40-000-187-57-5701-000C	1,277.25
	Concrete for Bleacher Pads	151239		886820807		082.08.2016	40-000-187-57-5701-000C	1,886.25
	Brighton Playground Material	151451		886838459		084.08.2016	40-800-809-57-5701-000C	763.25
	Brighton Playground Material	151451		886841824		084.08.2016	40-800-809-57-5701-000C	763.25
							Vendor Total:	6,345.75
00794	RENTALMAX L.L.C.							
	Power Concrete Buggy	151459		178372-8		084.08.2016	40-800-809-57-5701-000C	128.13
	Concrete Vibrator	151459		180737-8		084.08.2016	40-800-809-57-5701-000C	43.00
							Vendor Total:	171.13
00799	CCS Contractor Equipment & Supply Inc.							
	Brighton Playground Concrete Forms	151298		11665293		083.08.2016	40-800-809-57-5701-000C	118.80
							Vendor Total:	118.80
00980	Unilock Chicago Inc.							
	Field Improvements	151628		SIN2325722		091.09.2016	40-000-187-57-5701-000C	1,472.40
							Vendor Total:	1,472.40
02300	Home Depot Credit Services							
	Brighton Supplies	151319		5020234		083.08.2016	40-800-809-57-5701-000C	47.86
	CAC Fields	151319		6022443		083.08.2016	40-000-187-57-5701-000C	9.97
	Silicone/Mending Plate	151319		6024718		083.08.2016	40-000-187-57-5701-000C	29.05
	Credit Sales Tax- Original Inv# 6024718 Silicon	151319		6214651		083.08.2016	40-000-187-57-5701-000C	-2.09
	Brighton Park Playground	151319		8214553		083.08.2016	40-800-809-57-5701-000C	168.30
							Vendor Total:	253.09
02644	Forestry Suppliers Inc.							
	Supplies	151520		883365-01		085.08.2016	40-800-822-53-5301-000C	129.90
							Vendor Total:	129.90
02798	Williams Architects							
	Building Evaluation and Due Diligence	151637		0017290		091.09.2016	40-800-846-57-5701-000C	520.94
							Vendor Total:	520.94
02841	Kieft Brothers Inc.							
	CAC Improvements - Concrete	151531		219465		085.08.2016	40-000-187-57-5701-000C	2,481.79
							Vendor Total:	2,481.79
03125	Engineering Resource Associates Inc.							
	Elliot Lake	151585		130911.16		091.09.2016	40-800-822-57-5701-000C	1,850.00
	Rathje Park	151585		150511.13		091.09.2016	40-800-828-57-5701-000C	5,484.96
							Vendor Total:	7,334.96
04057	Johnson Wilbur Adams Inc.							
	Fencing Structural Design	151594		9130		091.09.2016	40-000-000-52-5205-000C	520.00

Fund	Description	Vendor No	Vendor Name	Line Item Description	Check No	Invoice Number	Batch Number	GL Account Number	Amount
Vendor Total:									520.00
04121	UMB Bank N.A.								
	Concrete Mix	0			0118_1606300000	171.08.2016		40-800-809-57-5701-000C	168.30
	Ready Mix Concrete	0			0118_1607110000	171.08.2016		40-800-809-57-5701-000C	733.50
	Flagpole	0			0182_1607130000	171.08.2016		40-000-187-57-5701-000C	2,649.95
	10-Shade Plus - 9' x 120'	0			0182_1607140000	171.08.2016		40-000-187-57-5701-000C	1,077.13
	Building Permit for Ice Rinks at CAC	0			0208_1607290000	171.08.2016		40-000-187-57-5701-000C	1,400.00
	Fittings	0			0298_1607120000	171.08.2016		40-800-809-57-5701-000C	134.08
	Fittings	0			0298_1607120000	171.08.2016		40-800-809-57-5701-000C	15.35
	Safety Signs	0			0298_1607250000	171.08.2016		40-800-822-53-5301-000C	1,331.89
	July 16 Play Date Supplies for Digging Area - SI	0			0439_1607160000	171.08.2016		40-000-188-12-1226-000C	12.00
	AutoCAD Training Book	0			0504_1607020000	171.08.2016		40-000-000-54-5432-000C	84.22
Vendor Total:									7,606.42
04836	V3 Companies of Illinois LTD								
	CAC Ice Rinks	151478	616138			084.08.2016		40-000-187-57-5701-000C	9,103.79
Vendor Total:									9,103.79
04877	Chicagoland Paving Contractors Inc								
	CAC Upper Parking Lot Repaving	151394	072116			084.08.2016		40-000-000-57-5701-000C	24,520.00
Vendor Total:									24,520.00
05191	Lafarge Aggregates Illinois Inc.								
	Limestone Screening for CAC Field Path	151322	706315082			083.08.2016		40-000-187-57-5701-000C	545.04
	Sand for Brighton Playground	151322	706315083			083.08.2016		40-800-809-57-5701-000C	138.16
Vendor Total:									683.20
05415	Integrated Lakes Management Inc.								
	Wheaton Oaks Maintenance 2016	151593	27181			091.09.2016		40-000-184-52-5210-000C	430.50
	Wheaton Oaks 2016 Maintenance	151220	27351			082.08.2016		40-000-184-52-5210-000C	3,254.00
	Wheaton Oaks 2016 Maintenance	151425	27532			084.08.2016		40-000-184-52-5210-000C	430.50
	Wheaton Oaks Maintenance 2016	151593	27688			091.09.2016		40-000-184-52-5210-000C	430.50
	Wheaton Oaks Maintenance 2016	151593	27764			091.09.2016		40-000-184-52-5210-000C	430.50
	Wheaton Oaks Maintenance 2016	151593	27834			091.09.2016		40-000-184-52-5210-000C	861.00
Vendor Total:									5,837.00
05450	Encap Inc.								
	Elliot Lake	151409	2400			084.08.2016		40-800-822-57-5701-000C	2,600.15
Vendor Total:									2,600.15
05596	Voris Mechanical Inc.								
	Pay Application #5	151632	063016			091.09.2016		40-000-187-57-5701-000C	134,813.96
Vendor Total:									134,813.96
05691	Vision96 LLC								
	Wide Area Network Project Vision 96s Project N 0		016-2016			082.08.2016		40-000-000-57-5701-000C	10,575.00
Vendor Total:									10,575.00
05733	Steiner Electric Company								
	CAC Sports Field Lighting - 400 Amp Fuses	151625	S005464180.001			091.09.2016		40-000-187-57-5701-000C	164.67
	CAC Sports Field Lighting - 400 Amp Fuses	151625	S005464374.001			091.09.2016		40-000-187-57-5701-000C	176.94
Vendor Total:									341.61
05747	Landscape Material & Firewood Sales Inc.								
	Limestone for CAC Bleacher Pads	151225	22274			082.08.2016		40-000-187-57-5701-000C	391.50

Fund	Description	Vendor No	Vendor Name	Line Item Description	Check No	Invoice Number	Batch Number	GL Account Number	Amount
	Brighton Playground Sidewalk Concrete				151534	22432	085.08.2016	40-800-809-57-5701-0000	290.00
	Limestone Screening/Sand				151596	22499	091.09.2016	40-000-187-57-5701-0000	285.00
								Vendor Total:	966.50
05847	Robbins Schwartz Nicolas Lifton & Taylor, Robbins Schwartz								
	Capital Projects through 6/30/16				151246	268936 SBA	082.08.2016	40-000-000-52-5207-0000	1,102.50
								Vendor Total:	1,102.50
05879	ANPI Business LLC								
	Planning 080116-083116				151380	111390_0816	084.08.2016	40-101-000-52-5262-0000	55.08
	Equipment				151380	111390_0816	084.08.2016	40-000-000-57-5701-0000	97.32
								Vendor Total:	152.40
05916	Sof Surfaces Inc.								
	Sunnyside Playground				151466	INV21456	084.08.2016	40-800-845-57-5701-0000	29,812.11
	Sunnyside Playground ADA				151466	INV21456	084.08.2016	40-000-000-12-1224-0000	29,812.10
	Brighton Playground				151466	INV21464	084.08.2016	40-800-809-57-5701-0000	30,242.82
	Brighton Playground ADA				151466	INV21464	084.08.2016	40-000-000-12-1224-0000	30,242.82
								Vendor Total:	120,109.85
05982	Davis Athletic Equipment Co.								
	Mats at CAC				151582	16-8017	091.09.2016	40-000-187-57-5701-0000	1,770.00
								Vendor Total:	1,770.00
								Fund Total:	369,647.44
60	Golf Fund								
00007	Aramark								
	Inv# 2080625610 Linen Service Banquets				151381	2080625610	084.08.2016	60-612-901-52-5222-0000	529.97
	Inv# 2080625610 Linen Service Restaurant				151381	2080625610	084.08.2016	60-612-902-52-5222-0000	263.27
	Inv# 2080634524 Linen Service Banquets				151381	2080634524	084.08.2016	60-612-901-52-5222-0000	462.60
	Inv# 2080634524 Linen Service Restaurant				151381	2080634524	084.08.2016	60-612-902-52-5222-0000	330.64
	Inv# 2080643953 Linen Service Banquets				151381	2080643953	084.08.2016	60-612-901-52-5222-0000	513.46
	Inv# 2080643953 Linen Service Restaurant				151381	2080643953	084.08.2016	60-612-902-52-5222-0000	373.11
	Inv# 2080653287 Linen Service Banquets				151381	2080653287	084.08.2016	60-612-901-52-5222-0000	569.62
	Inv# 2080653287 Linen Service Restaurant				151381	2080653287	084.08.2016	60-612-902-52-5222-0000	309.88
	Inv# 2080662609 Linen Service Banquets				151381	2080662609	084.08.2016	60-612-901-52-5222-0000	658.39
	Inv# 2080662609 Linen Service Restaurant				151381	2080662609	084.08.2016	60-612-902-52-5222-0000	305.95
								Vendor Total:	4,316.89
00015	Adidas								
	Adidas Shoes				151487	31881636	085.08.2016	60-000-000-14-1431-0000	61.23
								Vendor Total:	61.23
00043	Anderson Pest Solutions								
	Monthly Pest Management at AGC July 2016 0					3873940	082.08.2016	60-000-000-52-5210-0000	167.92
	Monthly Pest Management at AGC August 2016 0					3911878	084.08.2016	60-000-000-52-5210-0000	167.92
	Quarterly Pest Management at AGC House Augt 0					3911879	084.08.2016	60-000-000-52-5210-0000	115.00
								Vendor Total:	450.84
00056	Arizona Manufacturing & Embroidery Inc.								
	Club Championship Valuable Pouch				151492	00615293	085.08.2016	60-611-000-52-5210-0000	351.06
	Club Championship Valuable Pouch				151492	00615293	085.08.2016	60-000-000-14-1431-0000	672.00
								Vendor Total:	1,023.06
00057	Armbrust Plumbing & Air Conditioning Inc.								

Fund	Description	Vendor No	Vendor Name	Line Item Description	Check No	Invoice Number	Batch Number	GL Account Number	Amount
	Repairs and Testing				151185	0000089621	082.08.2016	60-000-000-53-5313-000C	1,476.55
								Vendor Total:	1,476.55
00064	AT&T								
	AGC Clubhouse 062016-071916				151186	6305889736_0716	082.08.2016	60-611-000-52-5262-0000	76.39
	AGC Clubhouse 062016-071916				151186	6305889736_0716	082.08.2016	60-612-901-52-5262-000C	76.39
	AGC Clubhouse 062016-071916				151186	6305889736_0716	082.08.2016	60-612-902-52-5262-000C	78.71
	District Wide 071716-081616				151494	630Z040133_0816	085.08.2016	60-000-415-52-5262-000C	8.71
	District Wide 071716-081616				151494	630Z040133_0816	085.08.2016	60-601-000-52-5262-000C	3.10
	District Wide 071716-081616				151494	630Z040133_0816	085.08.2016	60-611-000-52-5262-0000	118.36
	District Wide 071716-081616				151494	630Z040133_0816	085.08.2016	60-612-901-52-5262-000C	117.32
	District Wide 071716-081616				151494	630Z040133_0816	085.08.2016	60-612-902-52-5262-000C	82.47
	District Wide 071716-081616				151494	630Z040133_0816	085.08.2016	60-613-000-52-5262-000C	1.95
								Vendor Total:	563.40
00068	AT&T Mobility								
	Equipment 071816-081716				151570	877051597_0816	091.09.2016	60-000-000-53-5302-000C	99.99
	Equipment 071816-081716				151570	877051597_0816	091.09.2016	60-612-000-53-5302-000C	250.99
	957-8730 A. Bandy 071816-081716				151570	877051597_0816	091.09.2016	60-000-000-52-5265-000C	77.48
	338-2382 A. Pirhofer 071816-081716				151570	877051597_0816	091.09.2016	60-000-000-52-5265-000C	54.42
	234-9733 Hot Spot 4 071816-081716				151570	877051597_0816	091.09.2016	60-000-000-52-5265-000C	21.89
	779-3388 D. Salerno 071816-081716				151570	877051597_0816	091.09.2016	60-000-000-52-5265-000C	91.87
								Vendor Total:	596.64
00125	Black Gold Septic								
	Pump Trailer Tank				151387	10701	084.08.2016	60-000-000-52-5205-000C	235.00
	Clean Lift Station				151291	11137	083.08.2016	60-000-000-52-5263-000C	170.00
	Pump Trailer Trap				151291	11187	083.08.2016	60-611-000-52-5210-0000	400.00
	Clean Outside Grease Trap				151291	11210	083.08.2016	60-000-000-52-5263-000C	255.00
								Vendor Total:	1,060.00
00135	Bojo Turf Supply Inc.								
	Pellet Applicator Bowl and Gaset/Housing/Adap				151388	58278	084.08.2016	60-601-000-53-5343-000C	126.99
								Vendor Total:	126.99
00152	Buikemas Ace Hardware								
	Electrical Supplies				151294	353057B	083.08.2016	60-000-000-53-5312-000C	8.04
	Strap Hold Down				151294	353094B	083.08.2016	60-601-000-53-5315-000C	1.79
	Inline Fuse Holder				151294	353094B	083.08.2016	60-601-000-53-5315-000C	7.18
	Inline Fuse Holder ATM				151294	353094B	083.08.2016	60-601-000-53-5315-000C	4.04
	Misc Supplies for Shop & Wedding Site Gate				151294	353182B	083.08.2016	60-601-000-53-5315-000C	113.25
	Tower Fan				151294	353261B	083.08.2016	60-601-000-53-5313-000C	44.99
	Building Supplies				151294	353270B	083.08.2016	60-000-000-53-5313-000C	5.63
								Vendor Total:	184.92
00162	Callaway Golf Company								
	Inv# 926791984 Credited Callaway Items				151501	926791984	085.08.2016	60-000-000-14-1432-000C	6,993.59
	Inv# 926792121 Credited Callaway Items				151501	926792121	085.08.2016	60-000-000-14-1432-000C	3,488.40
	Inv# 926792124 Credited Callaway Items				151501	926792124	085.08.2016	60-000-000-14-1432-000C	166.44
	Inv# 926825204 Credited Callaway Items				151501	926825204	085.08.2016	60-000-000-14-1432-000C	138.50
	Credit for Inv# 926791984 Shipping				151501	926827400	085.08.2016	60-000-000-14-1432-000C	-58.26
	Credit for Inv# 926792121 Shipping				151501	926827400	085.08.2016	60-000-000-14-1432-000C	-144.00
	Credit for Inv# 926792124 Shipping				151501	926827400	085.08.2016	60-000-000-14-1432-000C	-10.95
	Credit for Inv# 926791984				151501	926858465	085.08.2016	60-000-000-14-1432-000C	-6,935.33
	Credit for Inv# 926792121				151501	926858465	085.08.2016	60-000-000-14-1432-000C	-3,344.40
	Credit for Inv# 926792124				151501	926858465	085.08.2016	60-000-000-14-1432-000C	-155.49
	Credit for Inv# 926825204				151501	926938841	085.08.2016	60-000-000-14-1432-000C	-138.50

**Fund**                    **Description**  
**Vendor No**            **Vendor Name**

Line Item	Description	Check No	Invoice Number	Batch Number	GL Account Number	Amount
24	Dozen Chrome Soft	151501	927093582	085.08.2016	60-000-000-14-1432-000C	750.36
12	Dozen Supersoft	151501	927093582	085.08.2016	60-000-000-14-1432-000C	210.72
Vendor Total:						961.08
00170	Carquest Auto Parts					
	Tire Form/Hot Quick Wax- Not Wheaton Park D	151191	2051-337689	082.08.2016	60-601-000-53-5315-000C	21.69
	Shop Towels	151191	2051-339128	082.08.2016	60-601-000-53-5315-000C	67.77
	Credit- Wrong Billing Original Inv# 2051-33768	151191	2051-339155	082.08.2016	60-601-000-53-5315-000C	-21.69
	V-Belt	151191	2051-339375	082.08.2016	60-601-000-53-5315-000C	4.99
	V-Belt Returned Original Inv# 2051-339375	151191	2051-339403	082.08.2016	60-601-000-53-5315-000C	-4.99
	V-Belt	151191	2051-339403	082.08.2016	60-601-000-53-5315-000C	13.46
Vendor Total:						81.23
00179	Chicagoland Turf					
	Knockdown Defoamer	151504	INV56456	085.08.2016	60-601-000-53-5335-000C	77.66
	Worm Power 55 Gal	151195	INV57093	082.08.2016	60-601-000-53-5335-000C	1,100.00
	Cutless MEC 2.5 Gal	151195	INV57153	082.08.2016	60-601-000-53-5335-000C	910.00
	Cutless 50 WSP Super Pack 60x8 Oz	151195	INV57153	082.08.2016	60-601-000-53-5335-000C	3,810.00
Vendor Total:						5,897.66
00187	Christensen, Robert					
	Mileage Reimbursement July 2016	0	073116	083.08.2016	60-000-000-54-5422-000C	72.36
Vendor Total:						72.36
00192	City of Wheaton					
	July Board Meeting Recorded	151395	501993	084.08.2016	60-000-000-54-5401-000C	103.34
Vendor Total:						103.34
00193	City of Wheaton					
	AGC Clubhouse 070816-080516	151508	0293553000_0816	085.08.2016	60-000-000-52-5264-000C	1,246.06
	AGC Maint Bld 070816-080516	151508	0293553100_0816	085.08.2016	60-000-000-52-5264-000C	235.16
Vendor Total:						1,481.22
00221	DIRECTV					
	Inv# 29300066614 AGC TV Service 8/21/16-9/2	151513	29300066614	085.08.2016	60-612-000-52-5210-000C	1,528.57
Vendor Total:						1,528.57
00237	Dreisilker Electric Motors					
	Repair Supplies	0	I016053	083.08.2016	60-612-000-54-5441-000C	11.08
Vendor Total:						11.08
00269	Euclid Beverage					
	Inv# 29398/1549746 Beer	151205	29398/1549746	082.08.2016	60-000-000-14-1412-000C	420.00
	Inv# 6390401410 Beer	151410	6390401410	084.08.2016	60-000-000-14-1412-000C	3,107.80
	Inv# 6929013986 Beer	151205	6929013986	082.08.2016	60-000-000-14-1412-000C	2,148.90
	Inv# 6929014043 Beer	151309	6929014043	083.08.2016	60-000-000-14-1412-000C	2,127.50
	Inv# 8177822426 Liquor	151516	8177822426	085.08.2016	60-000-000-14-1412-000C	1,868.50
Vendor Total:						9,672.70
00279	Ferret					
	Background Checks - Kitchen 7/1/16-7/31/16	151207	WHEAPD080116-1	082.08.2016	60-418-902-52-5208-000C	62.65
Vendor Total:						62.65
00289	Footjoy					
	Mens Sock Re Order	151412	902939841	084.08.2016	60-000-000-14-1431-000C	167.69

Fund Description  
Vendor No Vendor Name

Line Item Description Check No Invoice Number Batch Number GL Account Number Amount

Line Item Description	Check No	Invoice Number	Batch Number	GL Account Number	Amount
Vendor Total:					167.69
00293 Fortune Fish Company					
Inv# 055681 General Grocery	151209	055681	082.08.2016	60-000-000-14-1415-000C	570.05
Inv# 055681 Seafood	151209	055681	082.08.2016	60-000-000-14-1411-0000	97.96
Inv# 057418 Seafood	151209	057418	082.08.2016	60-000-000-14-1411-0000	139.50
Inv# 058792 Seafood	151209	058792	082.08.2016	60-000-000-14-1411-0000	419.87
Inv# 062563 General Grocery	151209	062563	082.08.2016	60-000-000-14-1415-000C	38.80
Inv# 062563 Seafood	151209	062563	082.08.2016	60-000-000-14-1411-0000	489.01
Inv# 064354 Seafood	151209	064354	082.08.2016	60-000-000-14-1411-0000	328.51
Inv# 065787 General Grocery	151312	065787	083.08.2016	60-000-000-14-1415-000C	398.93
Inv# 065787 Seafood	151312	065787	083.08.2016	60-000-000-14-1411-0000	414.40
Inv# 067563 Seafood	151312	067563	083.08.2016	60-000-000-14-1411-0000	247.46
Inv# 069200 Seafood (Less Returned Items)	151312	069200	083.08.2016	60-000-000-14-1411-0000	100.45
Inv# 070873 Seafood	151312	070873	083.08.2016	60-000-000-14-1411-0000	355.27
Inv# 072932 Seafood	151312	072932	083.08.2016	60-000-000-14-1411-0000	320.88
Inv# 074384 Seafood	151312	074384	083.08.2016	60-000-000-14-1411-0000	412.74
Inv# 076044 General Grocery	151413	076044	084.08.2016	60-000-000-14-1415-000C	1,107.49
Inv# 076044 Seafood	151413	076044	084.08.2016	60-000-000-14-1411-0000	754.74
Inv# 078962 Seafood (Less Returned Items)	151413	078962	084.08.2016	60-000-000-14-1411-0000	317.49
Inv# 082635 Seafood	151413	082635	084.08.2016	60-000-000-14-1411-0000	913.98
Inv# 084574 General Grocery	151413	084574	084.08.2016	60-000-000-14-1415-000C	191.69
Inv# 084584 General Grocery	151413	084584	084.08.2016	60-000-000-14-1415-000C	408.71
Inv# 084584 Seafood	151413	084584	084.08.2016	60-000-000-14-1411-0000	397.34
Inv# 086081 General Grocery	151521	086081	085.08.2016	60-000-000-14-1415-000C	214.27
Inv# 086097 General Grocery	151521	086097	085.08.2016	60-000-000-14-1415-000C	957.85
Inv# 086097 Seafood	151521	086097	085.08.2016	60-000-000-14-1411-0000	232.10
Inv# 089016 Seafood	151521	089016	085.08.2016	60-000-000-14-1411-0000	163.50
Inv# 089016 General Grocery	151521	089016	085.08.2016	60-000-000-14-1415-000C	365.27
Inv# 090643 Seafood	151521	090643	085.08.2016	60-000-000-14-1411-0000	526.70
Inv# 092439 Seafood	151521	092439	085.08.2016	60-000-000-14-1411-0000	281.70
Inv# 092439 General Grocery	151521	092439	085.08.2016	60-000-000-14-1415-000C	173.58
Inv# 094137 Seafood	151521	094137	085.08.2016	60-000-000-14-1411-0000	235.89
Inv# 095491 General Grocery	151586	095491	091.09.2016	60-000-000-14-1415-000C	733.37
Inv# 095491 Seafood	151586	095491	091.09.2016	60-000-000-14-1411-0000	237.88
Inv# 097384 Seafood	151586	097384	091.09.2016	60-000-000-14-1411-0000	169.80
Inv# 098611 Seafood	151586	098611	091.09.2016	60-000-000-14-1411-0000	424.67
Inv# 098611 General Grocery	151586	098611	091.09.2016	60-000-000-14-1415-000C	160.86
Inv# 100483 Seafood	151586	100483	091.09.2016	60-000-000-14-1411-0000	255.22
Inv# 103986 Seafood	151586	103986	091.09.2016	60-000-000-14-1411-0000	485.88
Vendor Total:					14,043.81
00294 Fox River Foods Inc.					
Custodial & Cleaning	151415	3245176	084.08.2016	60-612-000-53-5316-000C	1,312.17
Custodial & Cleaning	151415	3255379	084.08.2016	60-612-000-53-5316-000C	1,512.60
Bar Dishwasher	151415	3256816	084.08.2016	60-612-902-53-5388-000C	3,730.32
Vendor Total:					6,555.09
00314 Gear for Sports					
Apparel for Resale	151210	41164235	082.08.2016	60-000-000-14-1431-000C	1,120.50
Clothes for Resale	151315	41174110	083.08.2016	60-000-000-14-1431-000C	168.50
Cosley Staff Shorts	151210	41177664	082.08.2016	60-000-000-14-1431-000C	93.50
Cosley Staff Belts	151210	41177664	082.08.2016	60-000-000-14-1431-000C	36.11
Cosley Staff Shirts	151210	41180455	082.08.2016	60-000-000-14-1431-000C	118.15
Vendor Total:					1,536.76
00345 Bushnell Outdoor Products					



Fund	Description	Vendor No	Vendor Name	Line Item Description	Check No	Invoice Number	Batch Number	GL Account Number	Amount
	Golf Tour V3 White Vertical PinSeeker				151296	340442	083.08.2016	60-000-000-14-1430-000C	185.06
								Vendor Total:	185.06
00363	DUPAGE COUNTY DEPARTMENT OF								
	AGC Elevator Inspections				151515	XE16030	085.08.2016	60-612-000-54-5441-000C	200.00
								Vendor Total:	200.00
00386	Hagg Press Inc								
	Banquets Business Cards				0	66367	084.08.2016	60-000-000-52-5235-000C	16.82
	Appetizer Cards				0	66367	084.08.2016	60-000-000-52-5235-000C	33.64
	Restaurant Business Cards				0	66367	084.08.2016	60-000-000-52-5235-000C	33.64
	AGC Business Cards				0	66367	084.08.2016	60-000-000-53-5313-000C	16.82
	Banquets Business Cards				0	66367	084.08.2016	60-612-000-52-5235-000C	16.82
	Banquets Business Cards				0	66367	084.08.2016	60-612-000-52-5235-000C	16.82
	Business Cards				0	66367	084.08.2016	60-000-000-52-5235-000C	16.82
								Vendor Total:	151.38
00395	Harris Motor Sports Inc								
	Repair Parts for Cart #97				0	02-158043	082.08.2016	60-601-000-53-5315-000C	350.21
	Shaft RR Axle				0	02-158673	082.08.2016	60-601-000-53-5315-000C	95.95
	Bearing				0	02-158673	082.08.2016	60-601-000-53-5315-000C	20.32
	S Type Oil Seal				0	02-158673	082.08.2016	60-601-000-53-5315-000C	7.01
	Red-Wheel Assembly Stone				0	02-159891	085.08.2016	60-601-000-53-5315-000C	305.40
	Hub Kit				0	02-159891	085.08.2016	60-601-000-53-5315-000C	211.33
	Rear Axle Shaft				0	02-159891	085.08.2016	60-601-000-53-5315-000C	347.91
								Vendor Total:	1,338.13
00406	Commonwealth Edison								
	AGC Residence 071316-081116				151401	6414619002_0816	084.08.2016	60-000-000-52-5260-000C	53.72
								Vendor Total:	53.72
00417	Constellation NewEnergy Inc.								
	AGC Clubhouse 071316-081016				151579	0581101000_0816	091.09.2016	60-000-000-52-5260-000C	133.11
	AGC Clubhouse 071316-081016				151579	6414622009_0816	091.09.2016	60-000-000-52-5260-000C	13,445.07
								Vendor Total:	13,578.18
00419	Consumers Packing Co.								
	Credit for Meat				0	316760	085.08.2016	60-000-000-14-1411-0000	-167.79
	Inv# 318324 Meat				0	318324	082.08.2016	60-000-000-14-1411-0000	3,295.40
	Inv# 318422 Meat				0	318422	082.08.2016	60-000-000-14-1411-0000	2,336.93
	Inv# 318538 Meat				0	318538	083.08.2016	60-000-000-14-1411-0000	2,144.81
	Inv# 318640 Meat				0	318640	083.08.2016	60-000-000-14-1411-0000	2,482.39
	Inv# 318742 Meat				0	318742	084.08.2016	60-000-000-14-1411-0000	2,642.35
	Inv# 318865 Meat				0	318865	084.08.2016	60-000-000-14-1411-0000	3,002.42
	Inv# 318948 Meat				0	318948	085.08.2016	60-000-000-14-1411-0000	2,710.91
	Inv# 319062 Meat				0	319062	085.08.2016	60-000-000-14-1411-0000	3,970.74
	Inv# 319151 Meat				0	319151	091.09.2016	60-000-000-14-1411-0000	2,724.80
	Inv# 319295 Meat				0	319295	091.09.2016	60-000-000-14-1411-0000	2,992.67
	Inv# 319357 Meat				0	319357	091.09.2016	60-000-000-14-1411-0000	134.66
								Vendor Total:	28,270.29
00464	Imperial Headwear Inc								
	Can Head Hats				151592	100510	091.09.2016	60-000-000-14-1431-000C	443.41
								Vendor Total:	443.41
00506	J.W. Turf Inc.								
	Torsion Spring				151428	87754	084.08.2016	60-601-000-53-5315-000C	356.57

**Fund Description**  
**Vendor No Vendor Name**

Line Item Description	Check No	Invoice Number	Batch Number	GL Account Number	Amount
Bracket	151428	87754	084.08.2016	60-601-000-53-5315-000C	143.21
				Vendor Total:	499.78
00528 KIWANIS CLUB OF WHEATON					
Travelogue Sponsorship - Canadian RV Adventu	151533	072516	085.08.2016	60-000-000-54-5438-000C	100.00
				Vendor Total:	100.00
00532 KRANZ INCORPORATED					
Custodial and Cleaning Supplies	151431	1634641-00	084.08.2016	60-000-000-53-5316-000C	972.45
				Vendor Total:	972.45
00547 Layne Christensen Company					
Arrowhead Pump Station Submersible Motor Re	151324	89085181	083.08.2016	60-601-000-52-5210-000C	2,951.00
				Vendor Total:	2,951.00
00551 LEIBOLD IRRIGATION INC.					
Coupling Repair	151326	0006418-IN	083.08.2016	60-601-000-52-5210-000C	560.86
				Vendor Total:	560.86
00588 MANAU CUTLERY INC.					
Inv# 171860 Cutlery Service	151535	171860	085.08.2016	60-612-000-52-5210-000C	40.00
Inv# 171879 Cutlery Service	151599	171879	091.09.2016	60-612-000-52-5210-000C	40.00
Inv# 174203 Cutlery Service	151226	174203	082.08.2016	60-612-000-52-5210-000C	40.00
Inv# 174229 Cutlery Service	151327	174229	083.08.2016	60-612-000-52-5210-000C	40.00
Inv# 174244 Cutlery Service	151434	174244	084.08.2016	60-612-000-52-5210-000C	40.00
				Vendor Total:	200.00
00615 MENARDS WEST CHICAGO					
Supplies for Restroom Project	151437	6780	084.08.2016	60-601-000-57-5706-000C	111.76
Building Supplies	151602	7208	091.09.2016	60-000-000-53-5313-000C	33.14
				Vendor Total:	144.90
00675 Nels J. Johnson Tree Experts Inc					
Foliar Systemic Spray to 12 Specified Trees	151232	112481	082.08.2016	60-601-000-54-5419-000C	282.50
Organic Soil Treatment for 11 Oak Trees	151232	112519	082.08.2016	60-601-000-54-5419-000C	935.00
				Vendor Total:	1,217.50
00680 Northern Illinois Gas Company					
AGC Maint Bld 062816-072916	151336	1106501000_0716	083.08.2016	60-000-000-52-5261-000C	84.77
AGC Maint Bld 072916-082616	151605	1106501000_0816	091.09.2016	60-000-000-52-5261-000C	85.83
AGC Clubhouse 070116-080116	151605	2400503855_0716	091.09.2016	60-000-000-52-5261-000C	341.13
AGC Clubhouse 042816-072916	151336	2478321000_0716	083.08.2016	60-000-000-52-5261-000C	0.00
AGC Clubhouse 072916-082616	151605	2478321000_0816	091.09.2016	60-000-000-52-5261-000C	14.76
				Vendor Total:	526.49
00702 OAK MILL BAKERY					
Inv# W195078 Premium Banquets	151235	W195078	082.08.2016	60-612-901-52-5292-000C	297.85
Inv# W195086 Premium Banquets	151338	W195086	083.08.2016	60-612-901-52-5292-000C	164.50
Inv# W195139 General Grocery	151338	W195139	083.08.2016	60-000-000-14-1415-000C	67.90
Inv# W195199 Premium Banquets	151338	W195199	083.08.2016	60-612-901-52-5292-000C	388.50
Inv# W195244 General Grocery	151338	W195244	083.08.2016	60-000-000-14-1415-000C	99.85
Inv# W195338 General Grocery	151446	W195338	084.08.2016	60-000-000-14-1415-000C	67.90
Inv# W195338 Premium Banquets	151446	W195338	084.08.2016	60-612-901-52-5292-000C	260.85
Inv# W195388 Premium Banquets	151446	W195388	084.08.2016	60-612-901-52-5292-000C	405.15
Inv# W195473 General Grocery	151540	W195473	085.08.2016	60-000-000-14-1415-000C	67.90
Inv# W195486 Premium Banquets	151540	W195486	085.08.2016	60-612-901-52-5292-000C	201.65

Fund	Description	Vendor No	Vendor Name	Line Item Description	Check No	Invoice Number	Batch Number	GL Account Number	Amount
				Inv# W195502 Premium Banquets	151540	W195502	085.08.2016	60-612-901-52-5292-000C	249.75
				Inv# W195502 General Grocery	151540	W195502	085.08.2016	60-000-000-14-1415-000C	63.90
				Inv# W195563 Premium Banquets	151540	W195563	085.08.2016	60-612-901-52-5292-000C	686.70
				Inv# W195670 General Grocery	151606	W195670	091.09.2016	60-000-000-14-1415-000C	366.30
				Inv# W195670 Premium Banquet Service	151606	W195670	091.09.2016	60-612-901-52-5292-000C	99.85
				Inv# W195696 Premium Banquet Service	151606	W195696	091.09.2016	60-612-901-52-5292-000C	422.45
								Vendor Total:	3,911.00
00719	PADDOCK PUBLICATIONS INC			AGC Subscription 9/11/16-10/8/16	151608	074421	091.09.2016	60-000-000-54-5425-000C	55.00
								Vendor Total:	55.00
00734	PAYCHEX MAJOR MARKET SERVICES			ESR August 2016	0	15075680	141.08.2016	60-000-000-52-5211-0000	91.20
				08/05/2016 Payroll Processing	0	29144	141.08.2016	60-000-000-52-5211-0000	269.96
				08/19/2016 Payroll Processing	0	30897	141.08.2016	60-000-000-52-5211-0000	248.57
								Vendor Total:	609.73
00742	Pepsi Beverages Company			Inv# 80014001 Non-Alcoholic Beverages	151543	80014001	085.08.2016	60-000-000-14-1416-000C	1,454.30
				Inv# 86698002 Non-Alcoholic Beverages	151613	86698002	091.09.2016	60-000-000-14-1416-000C	988.99
				Inv# 95673101 Non-Alcoholic Beverages	151342	95673101	083.08.2016	60-000-000-14-1416-000C	887.34
				Inv# 99084351 Non-Alcoholic Beverages	151450	99084351	084.08.2016	60-000-000-14-1416-000C	2,368.53
				Inv# 99853501 Non-Alcoholic Beverages	151237	99853501	082.08.2016	60-000-000-14-1416-000C	1,691.91
								Vendor Total:	7,391.07
00792	Reinders Inc			Adapter-Quick	0	1643547-00	082.08.2016	60-601-000-53-5315-000C	66.08
				Roller Brush Assembly	0	1643547-00	082.08.2016	60-601-000-53-5315-000C	346.04
				Keyed Driven Pulley	0	1643547-00	082.08.2016	60-601-000-53-5315-000C	71.64
				Nut-Flanged Ni	0	1643547-00	082.08.2016	60-601-000-53-5315-000C	0.80
				Square Key	0	1643547-00	082.08.2016	60-601-000-53-5315-000C	1.86
				Tire	0	1643547-00	082.08.2016	60-601-000-53-5315-000C	177.18
				Shaft Pivot	0	1643547-01	082.08.2016	60-601-000-53-5315-000C	64.36
				Bearing Housing Assembly	0	1643547-01	082.08.2016	60-601-000-53-5315-000C	61.88
				Bushing Axle	0	1643547-01	082.08.2016	60-601-000-53-5315-000C	18.10
				Lamp Assembly	0	1643818-00	082.08.2016	60-601-000-53-5315-000C	105.99
				Brush Roller	0	1644070-00	082.08.2016	60-601-000-53-5315-000C	87.96
				Return Brush Roller Original Inv# 1644070-00	0	1644070-01	082.08.2016	60-601-000-53-5315-000C	-87.96
				Tire	0	1644143-00	082.08.2016	60-601-000-53-5315-000C	73.24
				Tine Solid	0	1645075-00	082.08.2016	60-601-000-53-5315-000C	393.83
				Tine Slicing	0	1645075-01	082.08.2016	60-601-000-53-5315-000C	455.40
				Irrigation Supplies	0	1646278-00	082.08.2016	60-601-000-53-5343-000C	1,113.79
				Handheld Radio Repair	0	4041585-00	082.08.2016	60-601-000-53-5343-000C	149.29
				Irrigation Supplies	0	4043047-00	082.08.2016	60-601-000-53-5343-000C	129.37
				Return Tire Original Inv# 1644143-00	0	4043050-00	082.08.2016	60-601-000-53-5315-000C	-82.47
				2016 Service Ref Usb	0	4043233-00	082.08.2016	60-601-000-53-5315-000C	59.94
								Vendor Total:	3,206.32
00818	ROTARY CLUB OF WHEATON			Dues 07-01-16 to 09-30-16	151461	070116	084.08.2016	60-000-000-54-5425-000C	98.00
								Vendor Total:	98.00
00825	Russo Hardware Inc			Crossfire Line	151247	3318077	082.08.2016	60-601-000-53-5315-000C	67.98
				Saw Blade/Tri-Edge	151247	3318077	082.08.2016	60-601-000-53-5315-000C	14.00
				Air Filter	151247	3318077	082.08.2016	60-601-000-53-5315-000C	20.16

Fund	Description	Vendor No	Vendor Name	Line Item Description	Check No	Invoice Number	Batch Number	GL Account Number	Amount
	Oil Seal				151247	3318077	082.08.2016	60-601-000-53-5315-000C	18.48
	Carburetor				151462	3341416	084.08.2016	60-601-000-53-5315-000C	90.82
	Carb				151462	3341416	084.08.2016	60-601-000-53-5315-000C	81.01
	Carb				151462	3341416	084.08.2016	60-601-000-53-5315-000C	43.59
	Lever Control				151462	3353247	084.08.2016	60-601-000-53-5315-000C	18.66
	Retainer-Blade Assembly				151551	3366552	085.08.2016	60-601-000-53-5315-000C	66.24
	Spark Plug				151551	3366552	085.08.2016	60-601-000-53-5315-000C	30.80
	Spark Plug				151551	3366552	085.08.2016	60-601-000-53-5315-000C	11.92
	Bow Rake with Handle				151551	3386849	085.08.2016	60-601-000-53-5315-000C	103.96
	Wand w/Shutoff				151551	3386849	085.08.2016	60-601-000-53-5315-000C	28.12
								Vendor Total:	595.74
00841	Schamberger Bros. Inc.								
	Inv# 403640 Beer				151351	0000403640	083.08.2016	60-000-000-14-1412-000C	833.00
								Vendor Total:	833.00
00874	Southern Glazer's of Illinois								
	Credit on Account				151353	1148473	083.08.2016	60-000-000-14-1412-000C	-202.92
	Inv# 5450112 Liquor				151353	5450112	083.08.2016	60-000-000-14-1412-000C	1,263.93
	Inv# 5473460 Liquor				151353	5473460	083.08.2016	60-000-000-14-1412-000C	1,484.72
	Inv# 5486688 Liquor				151467	5486688	084.08.2016	60-000-000-14-1411-0000	706.50
	Inv# 5499872 Liquor				151554	5499872	085.08.2016	60-000-000-14-1412-000C	2,336.61
								Vendor Total:	5,588.84
00894	St Andrew Products								
	Pro Shop Bags				151468	0000783028	084.08.2016	60-611-911-53-5301-0000	164.68
								Vendor Total:	164.68
00905	Stoller, Bruce								
	Mileage Reimbursement June-July 2016				151356	073116	083.08.2016	60-000-000-54-5422-000C	32.94
								Vendor Total:	32.94
00911	Stuever & Sons Inc								
	Inv# 0151915 Beer Line Cleaning at Arrowhead				151257	0151915	082.08.2016	60-612-000-52-5210-000C	115.00
	Inv# 0151979 Beer Line Cleaning at AGC				151473	0151979	084.08.2016	60-612-000-52-5210-000C	85.00
	Inv# 0153795 Beerline Cleaning and Strips at Ar				151626	0153795	091.09.2016	60-612-000-52-5210-000C	105.00
								Vendor Total:	305.00
00923	Superior Beverage Co. Inc.								
	Inv# 645316 Beer				151357	645316	083.08.2016	60-000-000-14-1412-000C	636.00
								Vendor Total:	636.00
00956	TITLEIST								
	PRO V1 Balls				151359	902809625	083.08.2016	60-000-000-14-1432-000C	1,816.57
	Velocity Balls				151359	902809625	083.08.2016	60-000-000-14-1432-000C	1,006.00
	Vokey Wedge to Replace Lost Item				151359	902887994	083.08.2016	60-611-415-54-5426-0000	108.46
	12 Dozen Pro V1 for WWS Girls				151359	902897643	083.08.2016	60-000-000-14-1432-000C	370.20
								Vendor Total:	3,301.23
00962	TORO COMPANY - NSN								
	3 Year NSN Contract for Irrigation System 9/1/1				151476	610180-01	084.08.2016	60-601-000-52-5210-000C	531.26
	3 Year NSN Contract for Irrigation System 9/1/1				151476	610180-01	084.08.2016	60-000-000-16-1636-000C	4,250.09
								Vendor Total:	4,781.35
01023	Waste Management of Illinois Inc								
	AGC Clubhouse August 2016				151366	1520020114_0816	083.08.2016	60-000-000-52-5263-000C	636.31

Fund	Description	Vendor No	Vendor Name	Line Item Description	Check No	Invoice Number	Batch Number	GL Account Number	Amount
				AGC Clubhouse Sep 2016	151634	1520020114_0916	091.09.2016	60-000-000-52-5263-000C	636.31
								Vendor Total:	1,272.62
01043	Wheaton Sanitary District			AGC Maint Bld 070716-080716	151636	036235000_0816	091.09.2016	60-000-000-52-5264-000C	88.79
				AGC Clubhouse 070716-080716	151636	036431000_0816	091.09.2016	60-000-000-52-5264-000C	653.08
								Vendor Total:	741.87
01053	Wilson Sporting Goods Company			C200 STL Demo Set	151370	4519747728	083.08.2016	60-000-000-14-1432-000C	384.56
				120 Wilson Duo Doz	151370	4520419399	083.08.2016	60-000-000-14-1432-000C	1,586.72
				Balls for Outing	151559	4520494071	085.08.2016	60-000-000-14-1432-000C	376.00
				SP C200 Set	151267	4520494072	082.08.2016	60-000-000-14-1430-000C	133.86
				SP C200 Set	151267	4520494073	082.08.2016	60-000-000-14-1430-000C	377.50
				Mens and Womens Golf Gloves	151559	4520510348	085.08.2016	60-000-000-14-1431-000C	680.76
				Mens and Womens Golf Gloves	151559	4520604976	085.08.2016	60-000-000-14-1431-000C	635.77
				Credit for Inv# 4519747728	151370	4710977814	083.08.2016	60-000-000-14-1432-000C	-376.20
								Vendor Total:	3,798.97
01058	Windy City Distributing LLC			Inv# 751383 Beer	151268	751383	082.08.2016	60-000-000-14-1412-000C	652.96
				Inv# 754127 Beer	151371	754127	083.08.2016	60-000-000-14-1412-000C	903.99
				Inv# 754285 Beer	151371	754285	083.08.2016	60-000-000-14-1412-000C	1,146.25
				Inv# 757050 Liquor	151483	757050	084.08.2016	60-000-000-14-1413-000C	837.95
				Inv# 759880 Beer	151560	759880	085.08.2016	60-000-000-14-1412-000C	835.52
								Vendor Total:	4,376.67
01111	MUZAK LLC			Inv# 52576211 AGC Music Service 8/1/16-8/31/ 151440		52576211	084.08.2016	60-612-000-52-5210-000C	107.82
				Inv# 52638206 AGC Music Service 9/1/16-9/30/ 151539		52638206	085.08.2016	60-612-000-52-5210-000C	107.82
								Vendor Total:	215.64
01235	Chicago Style Weddings			Advertising Services July 2016	151573	27456	091.09.2016	60-612-415-54-5426-000C	937.50
								Vendor Total:	937.50
02231	Sysco-Chicago			Inv# 605032506 General Grocery	0	605032506	082.08.2016	60-000-000-14-1415-000C	17.01
				Inv# 607012414 General Grocery	0	607012414	083.08.2016	60-000-000-14-1415-000C	31.92
				Inv# 607012421 General Grocery	0	607012421	083.08.2016	60-000-000-14-1415-000C	17.01
				Inv# 607021189 Restaurant Supplies	0	607021189	083.08.2016	60-612-902-53-5388-000C	46.71
				Inv# 607021191 Banquet Supplies	0	607021191	083.08.2016	60-612-901-53-5390-000C	129.22
				Inv# 607021191 Restaurant Supplies	0	607021191	083.08.2016	60-612-902-53-5388-000C	129.22
				Inv# 607021335 Banquet Supplies	0	607021335	083.08.2016	60-612-901-53-5390-000C	94.07
				Inv# 607090481 General Grocery	0	607090481	083.08.2016	60-000-000-14-1415-000C	33.00
				Inv# 607150927 General Grocery	0	607150927	083.08.2016	60-000-000-14-1415-000C	31.92
				Inv# 607200957 Restaurant Supplies	0	607200957	083.08.2016	60-612-902-53-5388-000C	89.21
				Inv# 607200957 Banquet Supplies	0	607200957	083.08.2016	60-612-901-53-5390-000C	697.02
				Inv# 607211976 Dairy	0	607211976	082.08.2016	60-000-000-14-1414-000C	1,192.22
				Inv# 607211976 Meat	0	607211976	082.08.2016	60-000-000-14-1411-0000	.60.82
				Inv# 607211976 General Grocery	0	607211976	082.08.2016	60-000-000-14-1415-000C	1,583.91
				Inv# 607211976 Restaurant Supplies	0	607211976	082.08.2016	60-612-902-53-5388-000C	173.15
				Inv# 607211976 Restaurant Supplies	0	607211976	082.08.2016	60-612-902-53-5388-000C	11.18
				Inv# 607211976 Produce	0	607211976	082.08.2016	60-000-000-14-1413-000C	43.56
				Inv# 607211976 Non-Alcoholic Beverages	0	607211976	082.08.2016	60-000-000-14-1416-000C	200.36
				Inv# 607230476 Restaurant Supplies	0	607230476	083.08.2016	60-612-902-53-5388-000C	11.49
				Inv# 607230680 Dairy	0	607230680	082.08.2016	60-000-000-14-1414-000C	837.82

Fund	Description	Vendor No	Vendor Name	Line Item Description	Check No	Invoice Number	Batch Number	GL Account Number	Amount
Inv# 607230680	Meat				0	607230680	082.08.2016	60-000-000-14-1411-0000	47.31
Inv# 607230680	General Grocery				0	607230680	082.08.2016	60-000-000-14-1415-0000	129.48
Inv# 607230680	General Grocery				0	607230680	082.08.2016	60-000-000-14-1415-0000	814.82
Inv# 607230680	Restaurant Supplies				0	607230680	082.08.2016	60-612-902-53-5388-0000	447.77
Inv# 607230680	Non-Alcoholic Beverages				0	607230680	082.08.2016	60-000-000-14-1416-0000	318.22
Inv# 607250146	Dairy				0	607250146	083.08.2016	60-000-000-14-1414-0000	223.16
Inv# 607250146	Meat				0	607250146	083.08.2016	60-000-000-14-1411-0000	143.85
Inv# 607250146	Meat				0	607250146	083.08.2016	60-000-000-14-1411-0000	186.53
Inv# 607250146	Meat				0	607250146	083.08.2016	60-000-000-14-1411-0000	59.56
Inv# 607250146	General Grocery				0	607250146	083.08.2016	60-000-000-14-1415-0000	112.47
Inv# 607250146	General Grocery				0	607250146	083.08.2016	60-000-000-14-1415-0000	398.76
Inv# 607250146	Restaurant Supplies (Less Over 0				0	607250146	083.08.2016	60-612-902-53-5388-0000	393.63
Inv# 607270706	Restaurant Supplies				0	607270706	083.08.2016	60-612-902-53-5388-0000	27.38
Inv# 607281659	Restaurant Supplies (Less Over 0				0	607281659	082.08.2016	60-612-902-53-5388-0000	645.06
Inv# 607281660	Dairy				0	607281660	083.08.2016	60-000-000-14-1414-0000	691.31
Inv# 607281660	General Grocery				0	607281660	083.08.2016	60-000-000-14-1415-0000	350.81
Inv# 607281660	General Grocery				0	607281660	083.08.2016	60-000-000-14-1415-0000	716.58
Inv# 607281660	Meat				0	607281660	083.08.2016	60-000-000-14-1411-0000	67.48
Inv# 607281660	Restaurant Supplies (Less Over 0				0	607281660	083.08.2016	60-612-902-53-5388-0000	276.17
Inv# 607281660	Custodial & Cleaning				0	607281660	083.08.2016	60-612-000-53-5316-0000	29.76
Inv# 607281660	Produce				0	607281660	083.08.2016	60-000-000-14-1413-0000	43.56
Inv# 607281660	Non-Alcoholic Beverages				0	607281660	083.08.2016	60-000-000-14-1416-0000	108.95
Inv# 607281661	Dairy				0	607281661	082.08.2016	60-000-000-14-1414-0000	44.71
Inv# 607281661	General Grocery				0	607281661	082.08.2016	60-000-000-14-1415-0000	97.97
Inv# 607290919	Restaurant Supplies				0	607290919	083.08.2016	60-612-902-53-5388-0000	39.68
Inv# 607291124	Restaurant Supplies				0	607291124	083.08.2016	60-612-902-53-5388-0000	52.66
Inv# 607301266	Dairy				0	607301266	083.08.2016	60-000-000-14-1414-0000	476.25
Inv# 607301266	Meat				0	607301266	083.08.2016	60-000-000-14-1411-0000	143.85
Inv# 607301266	Meat (Less Return)				0	607301266	083.08.2016	60-000-000-14-1411-0000	642.67
Inv# 607301266	General Grocery				0	607301266	083.08.2016	60-000-000-14-1415-0000	56.83
Inv# 607301266	General Grocery				0	607301266	083.08.2016	60-000-000-14-1415-0000	718.04
Inv# 607301266	Restaurant Supplies (Less Over 0				0	607301266	083.08.2016	60-612-902-53-5388-0000	353.22
Inv# 607301266	Produce				0	607301266	083.08.2016	60-000-000-14-1413-0000	43.56
Inv# 607301266	Non-Alcoholic Beverages				0	607301266	083.08.2016	60-000-000-14-1416-0000	200.75
Inv# 607301470	Banquet Supplies				0	607301470	083.08.2016	60-612-901-53-5390-0000	2,061.90
Inv# 608010125	Dairy				0	608010125	083.08.2016	60-000-000-14-1414-0000	533.92
Inv# 608010125	Meat				0	608010125	083.08.2016	60-000-000-14-1411-0000	179.17
Inv# 608010125	Meat				0	608010125	083.08.2016	60-000-000-14-1411-0000	261.29
Inv# 608010125	Meat				0	608010125	083.08.2016	60-000-000-14-1411-0000	186.92
Inv# 608010125	General Grocery (Less Return)				0	608010125	083.08.2016	60-000-000-14-1415-0000	196.65
Inv# 608010125	General Grocery				0	608010125	083.08.2016	60-000-000-14-1415-0000	897.23
Inv# 608010125	Restaurant Supplies				0	608010125	083.08.2016	60-612-902-53-5388-0000	266.35
Inv# 608010125	Restaurant Supplies (Less Over 0				0	608010125	083.08.2016	60-612-902-53-5388-0000	101.18
Inv# 608010125	Produce				0	608010125	083.08.2016	60-000-000-14-1413-0000	43.56
Inv# 608010125	Non-Alcoholic Beverages				0	608010125	083.08.2016	60-000-000-14-1416-0000	91.41
Inv# 608010125	Custodial & Cleaning				0	608010125	083.08.2016	60-612-000-53-5316-0000	79.11
Inv# 608041915	Dairy				0	608041915	083.08.2016	60-000-000-14-1414-0000	860.67
Inv# 608041915	Meat				0	608041915	083.08.2016	60-000-000-14-1411-0000	167.58
Inv# 608041915	Meat				0	608041915	083.08.2016	60-000-000-14-1411-0000	62.15
Inv# 608041915	General Grocery				0	608041915	083.08.2016	60-000-000-14-1415-0000	241.22
Inv# 608041915	General Grocery				0	608041915	083.08.2016	60-000-000-14-1415-0000	1,101.84
Inv# 608041915	Restaurant Supplies				0	608041915	083.08.2016	60-612-902-53-5388-0000	405.93
Inv# 608041915	Restaurant Supplies				0	608041915	083.08.2016	60-612-902-53-5388-0000	52.08
Inv# 608041915	Produce				0	608041915	083.08.2016	60-000-000-14-1413-0000	43.56
Inv# 608041915	Non-Alcoholic Beverages				0	608041915	083.08.2016	60-000-000-14-1416-0000	141.57
	Custodial & Cleaning				0	608041916	085.08.2016	60-000-000-53-5316-0000	785.83
Inv# 608041917	Restaurant Supplies				0	608041917	083.08.2016	60-612-902-53-5388-0000	17.79
Inv# 608060437	Dairy				0	608060437	083.08.2016	60-000-000-14-1414-0000	549.89

**Fund**                      **Description**  
**Vendor No**                **Vendor Name**

Line Item Description	Check No	Invoice Number	Batch Number	GL Account Number	Amount
Inv# 608060437 Meat	0	608060437	083.08.2016	60-000-000-14-1411-0000	98.56
Inv# 608060437 General Grocery	0	608060437	083.08.2016	60-000-000-14-1415-0000	24.14
Inv# 608060437 General Grocery (Less Return)	0	608060437	083.08.2016	60-000-000-14-1415-0000	505.78
Inv# 608060437 Restaurant Supplies	0	608060437	083.08.2016	60-612-902-53-5388-0000	390.99
Inv# 608060437 Restaurant Supplies	0	608060437	083.08.2016	60-612-902-53-5388-0000	6.36
Inv# 608060437 Produce	0	608060437	083.08.2016	60-000-000-14-1413-0000	43.56
Inv# 608080158 Dairy	0	608080158	084.08.2016	60-000-000-14-1414-0000	733.95
Inv# 608080158 Meat	0	608080158	084.08.2016	60-000-000-14-1411-0000	186.53
Inv# 608080158 Meat	0	608080158	084.08.2016	60-000-000-14-1411-0000	42.64
Inv# 608080158 General Grocery	0	608080158	084.08.2016	60-000-000-14-1415-0000	422.64
Inv# 608080158 General Grocery	0	608080158	084.08.2016	60-000-000-14-1415-0000	499.64
Inv# 608080158 Restaurant Supplies	0	608080158	084.08.2016	60-612-902-53-5388-0000	262.09
Inv# 608080158 Produce	0	608080158	084.08.2016	60-000-000-14-1413-0000	43.56
Inv# 608080158 Non-Alcoholic Beverages	0	608080158	084.08.2016	60-000-000-14-1416-0000	91.80
Inv# 608111884 Dairy	0	608111884	084.08.2016	60-000-000-14-1414-0000	663.97
Inv# 608111884 Meat	0	608111884	084.08.2016	60-000-000-14-1411-0000	36.08
Inv# 608111884 General Grocery (Less Shortage)	0	608111884	084.08.2016	60-000-000-14-1415-0000	888.48
Inv# 608111884 Restaurant Supplies	0	608111884	084.08.2016	60-612-902-53-5388-0000	380.62
Inv# 608111884 Restaurant Supplies	0	608111884	084.08.2016	60-612-902-53-5388-0000	156.24
Inv# 608111884 Produce	0	608111884	084.08.2016	60-000-000-14-1413-0000	43.56
Inv# 608111884 Non-Alcoholic Beverages	0	608111884	084.08.2016	60-000-000-14-1416-0000	250.52
Inv# 608130828 Dairy	0	608130828	084.08.2016	60-000-000-14-1414-0000	597.30
Inv# 608130828 Meat	0	608130828	084.08.2016	60-000-000-14-1411-0000	143.85
Inv# 608130828 General Grocery	0	608130828	084.08.2016	60-000-000-14-1415-0000	123.48
Inv# 608130828 General Grocery (Less Shortage)	0	608130828	084.08.2016	60-000-000-14-1415-0000	707.10
Inv# 608130828 Restaurant Supplies	0	608130828	084.08.2016	60-612-902-53-5388-0000	239.08
Inv# 608130828 Restaurant Supplies	0	608130828	084.08.2016	60-612-902-53-5388-0000	52.08
Inv# 608130828 Non-Alcoholic Beverages	0	608130828	084.08.2016	60-000-000-14-1416-0000	50.16
Inv# 608150518 Dairy	0	608150518	091.09.2016	60-000-000-14-1414-0000	710.81
Inv# 608150518 Meat	0	608150518	091.09.2016	60-000-000-14-1411-0000	113.34
Inv# 608150518 Meat	0	608150518	091.09.2016	60-000-000-14-1411-0000	217.19
Inv# 608150518 General Grocery	0	608150518	091.09.2016	60-000-000-14-1415-0000	309.05
Inv# 608150518 General Grocery	0	608150518	091.09.2016	60-000-000-14-1415-0000	582.55
Inv# 608150518 Restaurant Supplies	0	608150518	091.09.2016	60-612-902-53-5388-0000	238.23
Inv# 608150518 Restaurant Supplies	0	608150518	091.09.2016	60-612-902-53-5388-0000	11.18
Inv# 608150518 Produce	0	608150518	091.09.2016	60-000-000-14-1413-0000	43.56
Inv# 608150518 Non-Alcoholic Beverages	0	608150518	091.09.2016	60-000-000-14-1416-0000	217.90
Inv# 608181480 Dairy	0	608181480	091.09.2016	60-000-000-14-1414-0000	881.64
Inv# 608181480 Meat	0	608181480	091.09.2016	60-000-000-14-1411-0000	63.98
Inv# 608181480 General Grocery	0	608181480	091.09.2016	60-000-000-14-1415-0000	153.18
Inv# 608181480 General Grocery	0	608181480	091.09.2016	60-000-000-14-1415-0000	854.36
Inv# 608181480 Restaurant Supplies	0	608181480	091.09.2016	60-612-902-53-5388-0000	319.19
Inv# 608181480 Restaurant Supplies	0	608181480	091.09.2016	60-612-902-53-5388-0000	536.78
Inv# 608181480 Produce	0	608181480	091.09.2016	60-000-000-14-1413-0000	43.56
Inv# 608181480 Non-Alcoholic Beverages	0	608181480	091.09.2016	60-000-000-14-1416-0000	200.75
Inv# 608200619 Dairy	0	608200619	091.09.2016	60-000-000-14-1414-0000	385.39
Inv# 608200619 General Grocery	0	608200619	091.09.2016	60-000-000-14-1415-0000	97.11
Inv# 608200619 General Grocery	0	608200619	091.09.2016	60-000-000-14-1415-0000	779.19
Inv# 608200619 Restaurant Supplies	0	608200619	091.09.2016	60-612-902-53-5388-0000	233.25
Inv# 608200619 Restaurant Supplies	0	608200619	091.09.2016	60-612-902-53-5388-0000	67.04
Inv# 608200619 Custodial & Cleaning	0	608200619	091.09.2016	60-612-000-53-5316-0000	29.76
Inv# 608200619 Produce	0	608200619	091.09.2016	60-000-000-14-1413-0000	43.56
Inv# 608200619 Non-Alcoholic Beverages	0	608200619	091.09.2016	60-000-000-14-1416-0000	178.43
Inv# 608221662 Dairy	0	608221662	091.09.2016	60-000-000-14-1414-0000	589.69
Inv# 608221662 Meat	0	608221662	091.09.2016	60-000-000-14-1411-0000	143.85
Inv# 608221662 Meat	0	608221662	091.09.2016	60-000-000-14-1411-0000	187.49
Inv# 608221662 Meat	0	608221662	091.09.2016	60-000-000-14-1411-0000	39.14
Inv# 608221662 General Grocery	0	608221662	091.09.2016	60-000-000-14-1415-0000	90.79

Fund	Description	Vendor No	Vendor Name	Line Item Description	Check No	Invoice Number	Batch Number	GL Account Number	Amount
				Inv# 608221662 General Grocery	0	608221662	091.09.2016	60-000-000-14-1415-000C	571.30
				Inv# 608221662 Produce	0	608221662	091.09.2016	60-000-000-14-1413-000C	43.56
				Inv# 608221662 Restaurant Supplies	0	608221662	091.09.2016	60-612-902-53-5388-000C	381.06
				Inv# 608221662 Restaurant Supplies	0	608221662	091.09.2016	60-612-902-53-5388-000C	45.00
				Inv# 608221662 Custodial & Cleaning	0	608221662	091.09.2016	60-612-000-53-5316-000C	79.11
				Inv# 608271514 Dairy	0	608271514	091.09.2016	60-000-000-14-1414-000C	733.24
				Inv# 608271514 Meat	0	608271514	091.09.2016	60-000-000-14-1411-000C	137.20
				Inv# 608271514 General Grocery	0	608271514	091.09.2016	60-000-000-14-1415-000C	765.55
				Inv# 608271514 Restaurant Supplies	0	608271514	091.09.2016	60-612-902-53-5388-000C	288.53
				Inv# 608271514 Restaurant Supplies	0	608271514	091.09.2016	60-612-902-53-5388-000C	315.12
				Inv# 608271514 Non-Alcoholic Beverages	0	608271514	091.09.2016	60-000-000-14-1416-000C	50.16
								Vendor Total:	43,318.96
02235	Highland Baking Co								
				Inv# 1133386 General Grocery	151215	0001133386	082.08.2016	60-000-000-14-1415-000C	113.78
				Inv# 1133629 General Grocery	151215	0001133629	082.08.2016	60-000-000-14-1415-000C	163.78
				Inv# 1134356 General Grocery	151215	0001134356	082.08.2016	60-000-000-14-1415-000C	101.18
				Inv# 1135276 General Grocery	151215	0001135276	082.08.2016	60-000-000-14-1415-000C	95.37
				Inv# 1135754 General Grocery	151215	0001135754	082.08.2016	60-000-000-14-1415-000C	63.60
				Inv# 1136586 General Grocery (Less Returned P	151215	0001136586	082.08.2016	60-000-000-14-1415-000C	104.37
				Inv# 1137249 General Grocery	151215	0001137249	082.08.2016	60-000-000-14-1415-000C	21.45
				Inv# 1137446 General Grocery	151215	0001137446	082.08.2016	60-000-000-14-1415-000C	292.00
				Inv# 1138123 General Grocery	151419	0001138123	084.08.2016	60-000-000-14-1415-000C	172.09
				Inv# 1138405 General Grocery	151419	0001138405	084.08.2016	60-000-000-14-1415-000C	234.15
				Credit for Inv# 1138405 General Grocery	151419	0001138930	084.08.2016	60-000-000-14-1415-000C	-37.60
				Inv# 1139089 General Grocery	151419	0001139089	084.08.2016	60-000-000-14-1415-000C	55.84
				Inv# 1139807 General Grocery	151419	0001139807	084.08.2016	60-000-000-14-1415-000C	86.58
				Inv# 1140571 General Grocery	151419	0001140571	084.08.2016	60-000-000-14-1415-000C	119.22
				Inv# 1141307 General Grocery	151419	0001141307	084.08.2016	60-000-000-14-1415-000C	171.85
				Inv# 1142127 General Grocery	151419	0001142127	084.08.2016	60-000-000-14-1415-000C	246.68
				Inv# 1142769 General Grocery	151419	0001142769	084.08.2016	60-000-000-14-1415-000C	327.24
				Inv# 1143080 General Grocery	151419	0001143080	084.08.2016	60-000-000-14-1415-000C	222.93
				Inv# 1143747 General Grocery	151419	0001143747	084.08.2016	60-000-000-14-1415-000C	139.84
				Inv# 1144523 General Grocery	151419	0001144523	084.08.2016	60-000-000-14-1415-000C	175.74
				Inv# 1145196 General Grocery	151419	0001145196	084.08.2016	60-000-000-14-1415-000C	116.04
				Inv# 1145966 General Grocery	151419	0001145966	084.08.2016	60-000-000-14-1415-000C	292.60
				Inv# 1146800 General Grocery	151419	0001146800	084.08.2016	60-000-000-14-1415-000C	282.15
				Inv# 1147466 General Grocery	151528	0001147466	085.08.2016	60-000-000-14-1415-000C	226.07
				Inv# 1147708 General Grocery	151528	0001147708	085.08.2016	60-000-000-14-1415-000C	112.61
				Inv# 1148427 General Grocery	151528	0001148427	085.08.2016	60-000-000-14-1415-000C	137.12
				Inv# 1149271 General Grocery	151528	0001149271	085.08.2016	60-000-000-14-1415-000C	137.48
				Inv# 1149936 General Grocery	151528	0001149936	085.08.2016	60-000-000-14-1415-000C	105.25
				Inv# 1150689 General Grocery	151528	0001150689	085.08.2016	60-000-000-14-1415-000C	207.98
				Inv# 1151568 General Grocery	151528	0001151568	085.08.2016	60-000-000-14-1415-000C	242.99
				Inv# 1152228 General Grocery	151591	0001152228	091.09.2016	60-000-000-14-1415-000C	278.92
				Inv# 1152483 General Grocery	151591	0001152483	091.09.2016	60-000-000-14-1415-000C	216.54
				Inv# 1153195 General Grocery	151591	0001153195	091.09.2016	60-000-000-14-1415-000C	31.50
				Inv# 1153216 General Grocery	151591	0001153216	091.09.2016	60-000-000-14-1415-000C	86.25
				Inv# 1154076 General Grocery	151591	0001154076	091.09.2016	60-000-000-14-1415-000C	98.47
				Inv# 1154689 General Grocery	151591	0001154689	091.09.2016	60-000-000-14-1415-000C	130.36
				Inv# 1155477 General Grocery	151591	0001155477	091.09.2016	60-000-000-14-1415-000C	185.27
				Inv# 1156336 General Grocery	151591	0001156336	091.09.2016	60-000-000-14-1415-000C	162.49
								Vendor Total:	5,920.18
02243	Holsteins Garage								
				Truck Safety Inspection	151420	T3567	084.08.2016	60-601-000-53-5315-000C	30.00



Fund	Description	Check No	Invoice Number	Batch Number	GL Account Number	Amount
Vendor No	Vendor Name					
Line Item Description						
Vendor Total:						30.00
02245	Heritage FS Inc.					
403.9 Gallons Unleaded Gasoline		151318	68925	083.08.2016	60-601-000-53-5348-000C	788.41
826.0 Gallons Unleaded Gasoline		151318	69007	083.08.2016	60-601-000-53-5348-000C	1,496.72
502.9 Gallons Diesel		151318	69008	083.08.2016	60-601-000-53-5348-000C	803.38
543.3 Gallons Unleaded Gasoline		151318	69079	083.08.2016	60-601-000-53-5348-000C	919.27
Vendor Total:						4,007.78
02263	Heritage Wine Cellars Ltd.					
Inv# 1096827 Wine		151214	1096827	082.08.2016	60-000-000-14-1412-000C	532.00
Inv# 1103222 Wine		151527	1103222	085.08.2016	60-000-000-14-1412-000C	769.00
Vendor Total:						1,301.00
02289	Covered Affairs					
Inv# 53418 Premium Banquets		151200	53418	082.08.2016	60-612-901-52-5292-000C	1,475.00
Inv# 53419 Premium Banquets		151200	53419	082.08.2016	60-612-901-52-5292-000C	1,044.00
Inv# 53483 Premium Banquets		151200	53483	082.08.2016	60-612-901-52-5292-000C	1,293.00
Inv# 53484 Premium Banquets		151200	53484	082.08.2016	60-612-901-52-5292-000C	372.50
Inv# 53535 Premium Banquets		151200	53535	082.08.2016	60-612-901-52-5292-000C	1,298.50
Inv# 53536 Premium Banquets		151200	53536	082.08.2016	60-612-901-52-5292-000C	242.50
Inv# 53589 Premium Banquets		151402	53589	084.08.2016	60-612-901-52-5222-000C	477.50
Inv# 53628 Premium Banquets		151402	53628	084.08.2016	60-612-901-52-5222-000C	578.00
Inv# 53665 Premium Banquets		151580	53665	091.09.2016	60-612-901-52-5292-000C	566.50
Inv# 53667 Premium Banquets		151580	53667	091.09.2016	60-612-901-52-5292-000C	1,137.00
Inv# 53708 Premium Banquets		151580	53708	091.09.2016	60-612-901-52-5292-000C	488.00
Inv# 53709 Premium Banquets		151580	53709	091.09.2016	60-612-901-52-5292-000C	396.50
Inv# 53765 Premium Banquets		151580	53765	091.09.2016	60-612-901-52-5292-000C	1,200.00
Inv# 53766 Premium Banquets		151580	53766	091.09.2016	60-612-901-52-5292-000C	147.50
Vendor Total:						10,716.50
02324	Melrose Pyrotechnics Inc					
Inv# 19500 Premium Banquets		151328	19500	083.08.2016	60-612-901-52-5292-000C	3,850.00
Vendor Total:						3,850.00
02429	Hinsdale Nurseries Inc.					
Crescendo Sugar Maple/Shenandoah Swtich Gra		151216	1537035	082.08.2016	60-601-000-54-5419-000C	865.60
Vendor Total:						865.60
02622	Stitts Stitchery					
Inv# 1575 Premium Banquets		151255	1575	082.08.2016	60-612-901-52-5292-000C	190.00
Vendor Total:						190.00
02669	Chicago Bride Magazine					
Cover Story/Editorial and Social Media Package		151299	10354	083.08.2016	60-612-415-54-5426-000C	4,000.00
Vendor Total:						4,000.00
02978	Petritis Group Inc.					
P-2016-17 Consulting Fees		151344	P-2016-17	083.08.2016	60-000-000-52-5205-000C	309.13
P-2016-27 Consulting Fees		151344	P-2016-27	083.08.2016	60-000-000-52-5205-000C	335.71
P-2016-28 Consulting Fees		151344	P-2016-28	083.08.2016	60-000-000-52-5205-000C	305.09
P-2016-29 Consulting Fees		151344	P-2016-29	083.08.2016	60-000-000-52-5205-000C	315.18
Vendor Total:						1,265.11
03008	Illinois Department of Agriculture					
Lawncare Containment Permit		151320	LC0430008000	083.08.2016	60-000-000-54-5429-000C	100.00

Fund	Description	Vendor No	Vendor Name	Check No	Invoice Number	Batch Number	GL Account Number	Amount
Vendor Total:								100.00
03113	Airgas National Carbonation							
	Bulk CO2 Inv# 33097063			151281	33097063	083.08.2016	60-612-000-52-5220-000C	147.98
	Bulk CO2 Invoice # 33158132			151489	33158132	085.08.2016	60-612-000-52-5220-000C	130.52
Vendor Total:								278.50
03125	Engineering Resource Associates Inc.							
	Arrowhead Parking Lot			151585	150514.13	091.09.2016	60-612-000-57-5701-000C	3,498.40
Vendor Total:								3,498.40
03163	ProGro Inc.							
	MC 46-0-0 Prilled			151348	S0561037	083.08.2016	60-601-000-53-5335-000C	583.20
	Seed for Restoration after Completion of the Car			151547	S0561189	085.08.2016	60-611-000-57-5701-0000	438.00
Vendor Total:								1,021.20
03219	Novatoo							
	Inv# 8936 Premium Banquets			151444	8936	084.08.2016	60-612-901-52-5292-000C	950.00
Vendor Total:								950.00
03481	Tressler LLP							
	Services through 04/30/16			0	372256	085.08.2016	60-000-000-52-5207-000C	408.31
	Services through 05/31/16			0	373045	085.08.2016	60-000-000-52-5207-000C	997.50
	Services through 06/30/16			0	373976	085.08.2016	60-000-000-52-5207-000C	5.83
	Services through 07/31/16			0	374772	085.08.2016	60-000-000-52-5207-000C	274.17
Vendor Total:								1,685.81
03513	GPS Industries LLC							
	August Maintenance Service			151418	MAI0007550	084.08.2016	60-611-000-52-5211-0000	917.73
Vendor Total:								917.73
03754	Comcast Cable							
	AGC Clubhouse 090116-093016			151578	877120494278_0916	091.09.2016	60-612-000-52-5210-000C	2.11
Vendor Total:								2.11
03808	Classic Staffing Services Inc							
	Inv# 60-470527 Temp Staff for F & B			151197	60-470527	082.08.2016	60-612-000-52-5210-000C	518.25
	Inv# 60-470581 Temp Staffing for F & B			151303	60-470581	083.08.2016	60-612-000-52-5210-000C	336.47
	Inv# 60-470632 Temp Staffing for F & B			151399	60-470632	084.08.2016	60-612-000-52-5210-000C	340.71
Vendor Total:								1,195.43
03921	Sid Harvey Industries Inc.							
	Inv# 045806504 Equipment Repairs			151553	045806504	085.08.2016	60-612-000-54-5441-000C	506.04
Vendor Total:								506.04
04109	Power Up Batteries LLC.							
	12V Flooded 24 Series Battery			151545	487-107203-01	085.08.2016	60-601-000-53-5315-000C	87.95
	12V L&G 300 CCA			151545	487-107203-01	085.08.2016	60-601-000-53-5315-000C	77.00
	24 Series Battery			151545	487-274719	085.08.2016	60-601-000-53-5315-000C	103.95
	12V U1 L&G 6 Batteries			151545	487-274719	085.08.2016	60-601-000-53-5315-000C	59.98
Vendor Total:								328.88
04121	UMB Bank N.A.							
	Spinach for Restaurant			0	0159_1607050000	171.08.2016	60-000-000-14-1413-000C	15.96
	Jalepenos Restaurant			0	0159_1607070000	171.08.2016	60-000-000-14-1413-000C	3.12
	Cilantro Restaurant			0	0159_1607080000	171.08.2016	60-000-000-14-1413-000C	1.98

**Fund**                      **Description**  
**Vendor No**                **Vendor Name**

Line Item Description	Check No	Invoice Number	Batch Number	GL Account Number	Amount
Mushrooms Restaurant	0	0159_1607080000	171.08.2016	60-000-000-14-1413-000C	10.47
Ribeye for Memorial Event	0	0159_1607160000	171.08.2016	60-000-000-14-1411-0000	159.24
Pickles Restaurant	0	0159_1607190000	171.08.2016	60-000-000-14-1413-000C	23.94
Pickles and Pita for Banquet Event	0	0159_1607220000	171.08.2016	60-000-000-14-1413-000C	38.94
Caterease Remote Server	0	0191_1607210000	171.08.2016	60-612-000-52-5240-000C	2,777.40
Plumbing Repairs	0	0256_1607210000	171.08.2016	60-612-000-54-5441-000C	206.13
Duracable Drain Repair	0	0256_1607250000	171.08.2016	60-612-000-54-5441-000C	946.80
Compressor	0	0256_1607260000	171.08.2016	60-612-000-54-5441-000C	552.27
July Yelp Listing	0	0280_1607010000	171.08.2016	60-611-415-54-5426-0000	350.00
Cmstext Monthly Fee	0	0306_1607020000	171.08.2016	60-612-415-54-5426-000C	63.90
N2 Publishing Danada Life	0	0306_1607150000	171.08.2016	60-611-415-54-5426-0000	225.00
PR Monitoring	0	0306_1607260000	171.08.2016	60-000-415-54-5442-000C	1,000.00
Mywedding Ads	0	0306_1607290000	171.08.2016	60-612-415-54-5426-000C	3,836.00
Ball Markers	0	0331_1607200000	171.08.2016	60-000-000-14-1430-000C	292.00
Bread for Restaurant	0	0349_1607110000	171.08.2016	60-000-000-14-1415-000C	10.97
Parade Supplies	0	0371_1607040000	171.08.2016	60-000-000-53-5313-000C	55.59
Gator Exhaust Silencer	0	0371_1607140000	171.08.2016	60-000-000-53-5306-000C	187.99
Mini Excavator Rental	0	0371_1607220000	171.08.2016	60-000-000-52-5220-000C	2,119.89
Wedding Pizza Late Night Snack	0	0389_1607030000	171.08.2016	60-612-901-53-5390-000C	239.60
Wedding Candy Station	0	0389_1607050000	171.08.2016	60-612-901-53-5390-000C	253.67
Massage Certificates for Wedding Packages	0	0389_1607070000	171.08.2016	60-612-901-52-5292-000C	875.00
Wedding Candy Station	0	0389_1607150000	171.08.2016	60-612-901-53-5390-000C	280.33
Wedding Candy Station	0	0389_1607250000	171.08.2016	60-612-901-53-5390-000C	323.21
Ex Director Airfare for AZA Conference	0	0463_1607210000	171.08.2016	60-000-000-54-5432-000C	173.98
Commissioner Airfare for AZA Conference	0	0463_1607210000	171.08.2016	60-000-000-54-5401-000C	173.98
Conservation Foundation 2016-2017 Dues	0	0463_1607250000	171.08.2016	60-000-000-54-5425-000C	166.68
Workable Arrowhead Job Postings	0	0470_1607020000	171.08.2016	60-418-000-54-5426-000C	129.00
Kitchen Supervisor Job Posting	0	0470_1607070000	171.08.2016	60-418-000-54-5426-000C	449.00
Laminating Sheets/Paper	0	0488_1607210000	171.08.2016	60-612-000-53-5302-000C	49.78
Candy for Weddings	0	0488_1607290000	171.08.2016	60-612-901-53-5390-000C	126.86
Aprons for Servers	0	0488_1607290000	171.08.2016	60-612-902-53-5330-000C	66.54
Candy Bags	0	0488_1607300000	171.08.2016	60-612-901-53-5390-000C	11.97
Glenlivet for Wedding	0	0488_1607300000	171.08.2016	60-000-000-14-1412-000C	43.19
Craigslist-Cooks	0	0489_1607060000	171.08.2016	60-418-000-54-5426-000C	45.00
Craigslist-Dishwashers	0	0489_1607060000	171.08.2016	60-418-000-54-5426-000C	45.00
Craigslist-Golf Course Maintenance	0	0489_1607130000	171.08.2016	60-418-000-54-5426-000C	45.00
Workable-Finance Asst/AGC Custodian/AGC G	0	0489_1607140000	171.08.2016	60-418-000-54-5426-000C	39.60
<b>Vendor Total:</b>					<b>16,414.98</b>
04221	<b>Plug &amp; Pay Technologies</b>				
07/16 Plug N Pay Gateway Fees	0	073116	141.08.2016	60-611-000-52-5239-0000	208.45
07/16 Plug N Pay Gateway Fees	0	073116	141.08.2016	60-612-000-52-5239-000C	15.00
<b>Vendor Total:</b>					<b>223.45</b>
04267	<b>Martin Whalen Group Inc</b>				
AGC Clubhouse 073016-082916	0	70548_0816	083.08.2016	60-611-000-52-5211-0000	23.48
AGC Clubhouse 083016-092916	0	70548_0916	091.09.2016	60-611-000-52-5211-0000	23.48
AGC Clubhouse 073016-082916	0	70549_0816	083.08.2016	60-000-000-52-5211-0000	5.00
AGC Clubhouse 083016-092916	0	70549_0916	091.09.2016	60-000-000-52-5211-0000	5.00
Arrowhead- Maintenance 083016-092916	0	70559_0916	091.09.2016	60-000-000-52-5211-0000	76.82
AGC Clubhouse 073016-082916	0	70561_0816	083.08.2016	60-612-000-52-5211-0000	15.51
AGC Clubhouse 083016-092916	0	70561_0916	091.09.2016	60-612-000-52-5211-0000	15.51
AGC Clubhouse 073016-082916	0	70563_0816	083.08.2016	60-601-000-52-5211-0000	5.59
AGC Clubhouse 083016-092916	0	70563_0916	091.09.2016	60-601-000-52-5211-0000	5.59
AGC 073016-082916	0	MW82279_0816	083.08.2016	60-000-000-52-5211-0000	773.75
AGC 083016-092916	0	MW82279_0916	091.09.2016	60-000-000-52-5211-0000	773.75

Fund	Description	Vendor No	Vendor Name	Line Item Description	Check No	Invoice Number	Batch Number	GL Account Number	Amount	
									Vendor Total:	1,723.48
04274	Columbus Data Services LLC									
07/16	ATM ICHG Trans Service Fee	0	073116	141.08.2016	60-000-000-52-5214-000C				28.05	
									Vendor Total:	28.05
04287	Global Payments Inc									
07/16	Merchant CC Processing Fees	0	073116	141.08.2016	60-611-000-52-5239-0000				3,600.45	
07/16	Merchant CC Processing Fees	0	073116	141.08.2016	60-612-000-52-5239-000C				8,557.19	
									Vendor Total:	12,157.64
04292	American Express									
07/16	Merchant CC Processing Fees	0	073116	141.08.2016	60-611-000-52-5239-0000				563.70	
07/16	Merchant CC Processing Fees	0	073116	141.08.2016	60-612-000-52-5239-000C				1,094.77	
									Vendor Total:	1,658.47
04296	Culligan DuPage Soft Water Service Inc									
	Salt Delivery- Arrowhead	151404	261958_0716S	084.08.2016	60-000-000-52-5210-000C				43.50	
	Drinking Water- Arrowhead	151404	261958_0716W	084.08.2016	60-000-000-52-5210-000C				51.30	
	Water Cooler Rental August 2016	151404	261958_0816R	084.08.2016	60-000-000-52-5210-000C				18.00	
	Water Softener Rental August 2016	151404	261958_0816RS	084.08.2016	60-000-000-52-5210-000C				45.00	
									Vendor Total:	157.80
04374	Wheaton Bank and Trust Company									
07/16	WB&T Service Charges that Exceeded Ea	0	073116	141.08.2016	60-000-000-52-5214-000C				251.01	
08/03/16	ATM Replenishment out of WB&T Ac	0	080316	141.08.2016	60-000-000-10-1011-0000				20,000.00	
08/15/16	ATM Replenishment out of WB&T Ac	0	081516	141.08.2016	60-000-000-10-1011-0000				20,000.00	
									Vendor Total:	40,251.01
04508	Get Fresh Produce Inc.									
	Credit for Inv# 02279474 Produce	0	00334667	083.08.2016	60-000-000-14-1413-000C				-21.60	
	Credit for Inv# 02282068 Produce	0	00334872	083.08.2016	60-000-000-14-1413-000C				-43.20	
	Credit for Inv# 02289341 Produce	0	00335419	084.08.2016	60-000-000-14-1413-000C				-3.70	
	Inv# 02272195 Produce	0	02272195	084.08.2016	60-000-000-14-1413-000C				281.64	
	Inv# 02273307 Dairy	0	02273307	082.08.2016	60-000-000-14-1414-000C				3.25	
	Inv# 02273307 General Grocery	0	02273307	082.08.2016	60-000-000-14-1415-000C				14.65	
	Inv# 02273307 Produce	0	02273307	082.08.2016	60-000-000-14-1413-000C				120.30	
	Inv# 02274175 Produce	0	02274175	082.08.2016	60-000-000-14-1413-000C				318.89	
	Inv# 02274175 Dairy	0	02274175	082.08.2016	60-000-000-14-1414-000C				8.00	
	Inv# 02274175 General Grocery	0	02274175	082.08.2016	60-000-000-14-1415-000C				9.10	
	Inv# 02275229 Produce	0	02275229	082.08.2016	60-000-000-14-1413-000C				375.79	
	Inv# 02276231 Produce	0	02276231	082.08.2016	60-000-000-14-1413-000C				863.45	
	Inv# 02276231 Dairy	0	02276231	082.08.2016	60-000-000-14-1414-000C				8.00	
	Inv# 02276454 Dairy	0	02276454	082.08.2016	60-000-000-14-1414-000C				4.00	
	Inv# 02276454 Produce	0	02276454	082.08.2016	60-000-000-14-1413-000C				312.50	
	Inv# 02278448 Produce	0	02278448	083.08.2016	60-000-000-14-1413-000C				427.14	
	Inv# 02279474 Produce	0	02279474	083.08.2016	60-000-000-14-1413-000C				323.45	
	Inv# 02279474 Dairy	0	02279474	083.08.2016	60-000-000-14-1414-000C				117.04	
	Inv# 02279474 General Grocery	0	02279474	083.08.2016	60-000-000-14-1415-000C				5.60	
	Inv# 02279474 Meat	0	02279474	083.08.2016	60-000-000-14-1411-0000				21.76	
	Inv# 02280193 Produce	0	02280193	083.08.2016	60-000-000-14-1413-000C				602.60	
	Inv# 02281303 Dairy	0	02281303	083.08.2016	60-000-000-14-1414-000C				4.00	
	Inv# 02281303 Produce	0	02281303	083.08.2016	60-000-000-14-1413-000C				521.19	
	Inv# 02281303 General Grocery	0	02281303	083.08.2016	60-000-000-14-1415-000C				14.65	
	Inv# 02281303 General Grocery	0	02281303	083.08.2016	60-000-000-14-1415-000C				43.84	
	Inv# 02282068 Dairy	0	02282068	083.08.2016	60-000-000-14-1414-000C				8.00	
	Inv# 02282068 Produce	0	02282068	083.08.2016	60-000-000-14-1413-000C				562.93	

**Fund**                      **Description**  
**Vendor No**                **Vendor Name**

Line Item	Description	Check No	Invoice Number	Batch Number	GL Account Number	Amount
Inv# 02282820	Produce	0	02282820	083.08.2016	60-000-000-14-1413-000C	43.20
Inv# 02283311	Produce	0	02283311	083.08.2016	60-000-000-14-1413-000C	588.29
Inv# 02283311	Dairy	0	02283311	083.08.2016	60-000-000-14-1414-000C	4.00
Inv# 02284431	Dairy	0	02284431	084.08.2016	60-000-000-14-1414-000C	10.00
Inv# 02284431	Produce	0	02284431	084.08.2016	60-000-000-14-1413-000C	518.35
Inv# 02285682	Produce	0	02285682	084.08.2016	60-000-000-14-1413-000C	196.50
Inv# 02286262	General Grocery	0	02286262	084.08.2016	60-000-000-14-1415-000C	43.84
Inv# 02286262	General Grocery	0	02286262	084.08.2016	60-000-000-14-1415-000C	29.35
Inv# 02286262	Dairy	0	02286262	084.08.2016	60-000-000-14-1414-000C	71.59
Inv# 02286262	Produce	0	02286262	084.08.2016	60-000-000-14-1413-000C	731.14
Inv# 02287449	Dairy	0	02287449	084.08.2016	60-000-000-14-1414-000C	12.00
Inv# 02287449	Produce	0	02287449	084.08.2016	60-000-000-14-1413-000C	844.17
Inv# 02288228	Dairy	0	02288228	084.08.2016	60-000-000-14-1414-000C	9.50
Inv# 02288228	General Grocery	0	02288228	084.08.2016	60-000-000-14-1411-0000	14.65
Inv# 02288228	Produce	0	02288228	084.08.2016	60-000-000-14-1413-000C	543.45
Inv# 02289341	Produce	0	02289341	084.08.2016	60-000-000-14-1413-000C	403.14
Inv# 02289976	Dairy	0	02289976	084.08.2016	60-000-000-14-1414-000C	4.00
Inv# 02290835	General Grocery	0	02290835	085.08.2016	60-000-000-14-1415-000C	9.10
Inv# 02290835	Produce	0	02290835	085.08.2016	60-000-000-14-1413-000C	263.10
Inv# 02291982	General Grocery	0	02291982	085.08.2016	60-000-000-14-1415-000C	18.97
Inv# 02291982	Produce	0	02291982	085.08.2016	60-000-000-14-1413-000C	359.05
Inv# 02292042	Produce	0	02292042	085.08.2016	60-000-000-14-1413-000C	63.89
Inv# 02292769	Produce	0	02292769	085.08.2016	60-000-000-14-1413-000C	616.50
Inv# 02293950	Produce	0	02293950	085.08.2016	60-000-000-14-1413-000C	192.25
Inv# 02294995	Produce	0	02294995	085.08.2016	60-000-000-14-1413-000C	572.57
Inv# 02294995	General Grocery	0	02294995	085.08.2016	60-000-000-14-1415-000C	5.60
Inv# 02296239	Produce	0	02296239	085.08.2016	60-000-000-14-1413-000C	674.35
Inv# 02297328	Produce	0	02297328	091.09.2016	60-000-000-14-1413-000C	485.85
Inv# 02297328	Dairy	0	02297328	091.09.2016	60-000-000-14-1414-000C	28.56
Inv# 02298355	Produce	0	02298355	091.09.2016	60-000-000-14-1413-000C	217.79
Inv# 02299220	Dairy	0	02299220	091.09.2016	60-000-000-14-1414-000C	4.00
Inv# 02299220	Produce	0	02299220	091.09.2016	60-000-000-14-1413-000C	639.95
Inv# 02299502	Produce	0	02299502	091.09.2016	60-000-000-14-1413-000C	12.00
Inv# 02300255	Dairy	0	02300255	091.09.2016	60-000-000-14-1414-000C	4.00
Inv# 02300255	Produce	0	02300255	091.09.2016	60-000-000-14-1413-000C	737.74
Inv# 02301410	Produce	0	02301410	091.09.2016	60-000-000-14-1413-000C	501.24
Inv# 02301410	Dairy	0	02301410	091.09.2016	60-000-000-14-1414-000C	30.18
Inv# 02301410	General Grocery	0	02301410	091.09.2016	60-000-000-14-1415-000C	14.65
Inv# 02312337	Produce	0	02302337	091.09.2016	60-000-000-14-1413-000C	678.06
<b>Vendor Total:</b>						<b>15,099.84</b>
04536	E. Hoffman Inc					
Arrowhead Cart Paths- Retainage Due		151408	28515	084.08.2016	60-611-000-57-5701-0000	4,500.00
<b>Vendor Total:</b>						<b>4,500.00</b>
04625	Jorgio's Cigars & Collectables Inc.					
Inv# 26-2016-07-31 General Grocery		151223	26-2016-07-31	082.08.2016	60-000-000-14-1415-000C	70.80
<b>Vendor Total:</b>						<b>70.80</b>
04821	A1 Heating & Air Conditioning Inc					
Rooftop Unit Maintenance		151379	2895	084.08.2016	60-000-000-54-5441-000C	1,090.00
<b>Vendor Total:</b>						<b>1,090.00</b>
05007	Clarke Environmental Mosquito Mgmt Inc					
Mosquito Spray		151398	6357081	084.08.2016	60-000-000-52-5210-000C	540.00
Mosquito Spray Inv# 6358233		151196	6358233	082.08.2016	60-000-000-52-5210-000C	315.00
Mosquito Spray Inv# 6358234		151196	6358234	082.08.2016	60-000-000-52-5210-000C	540.00

Fund	Description	Vendor No	Vendor Name	Line Item Description	Check No	Invoice Number	Batch Number	GL Account Number	Amount
				Mosquito ATV Spray Invoice# 6358924	151509	6358924	085.08.2016	60-000-000-52-5210-000C	315.00
				Mosquito ATV Spray Invoice# 6359022	151509	6359022	085.08.2016	60-000-000-52-5210-000C	540.00
				ATV Mosquito Spray Inv# 6359204	151576	6359204	091.09.2016	60-000-000-52-5210-000C	315.00
Vendor Total:									2,565.00
05076	Occupational Health Centers of Illinois PC								
				Back Evaluations - Kitchen 7/20/16-7/25/16	0	1009584510	082.08.2016	60-418-902-52-5208-000C	52.50
				Back Evaluations - AGC Maintenance 7/20/16-7	0	1009584510	082.08.2016	60-418-912-52-5208-000C	52.50
				Back Evaluation - AGC Dishwasher 8/2/16	0	1009606751	085.08.2016	60-418-902-52-5208-000C	52.50
				Back Evaluations - Banquet 8/9/16-8/15/16	0	1009618208	085.08.2016	60-418-901-52-5208-000C	52.50
				Back Evaluations - Restaurant 8/9/16-8/15/16	0	1009618208	085.08.2016	60-418-902-52-5208-000C	52.50
				Back Evaluations - Maintenance 8/9/16-8/15/16	0	1009618208	085.08.2016	60-418-912-52-5208-000C	105.00
				Back Evaluation - AGC Kitchen 8/16/16-8/18/16	0	1009630256	091.09.2016	60-418-902-52-5208-000C	52.50
Vendor Total:									420.00
05159	US Foods								
				Inv# 1039935 Meat	151260	1039935	082.08.2016	60-000-000-14-1411-0000	311.25
				Inv# 1039935 General Grocery	151260	1039935	082.08.2016	60-000-000-14-1415-000C	63.14
				Inv# 1039935 General Grocery	151260	1039935	082.08.2016	60-000-000-14-1415-000C	403.05
				Inv# 1160589 Meat	151260	1160589	082.08.2016	60-000-000-14-1411-0000	221.34
				Inv# 1160589 General Grocery	151260	1160589	082.08.2016	60-000-000-14-1415-000C	67.44
				Inv# 1160589 General Grocery	151260	1160589	082.08.2016	60-000-000-14-1415-000C	764.59
				Inv# 1218353 General Grocery	151260	1218353	082.08.2016	60-000-000-14-1415-000C	95.18
				Inv# 1218353 General Grocery	151260	1218353	082.08.2016	60-000-000-14-1415-000C	589.55
				Inv# 1251167 General Grocery	151364	1251167	083.08.2016	60-000-000-14-1415-000C	67.44
				Inv# 1251167 General Grocery (Less Returned I	151364	1251167	083.08.2016	60-000-000-14-1415-000C	629.33
				Inv# 1372443 General Grocery	151364	1372443	083.08.2016	60-000-000-14-1415-000C	27.74
				Inv# 1372443 General Grocery	151364	1372443	083.08.2016	60-000-000-14-1415-000C	553.39
				Inv# 1372443 Meat	151364	1372443	083.08.2016	60-000-000-14-1411-0000	691.23
				Inv# 1435758 General Grocery	151364	1435758	083.08.2016	60-000-000-14-1415-000C	27.74
				Inv# 1435758 General Grocery	151364	1435758	083.08.2016	60-000-000-14-1415-000C	245.86
				Inv# 1435758 Meat	151364	1435758	083.08.2016	60-000-000-14-1411-0000	472.69
				Inv# 1472654 Meat	151477	1472654	084.08.2016	60-000-000-14-1411-0000	653.93
				Inv# 1472654 General Grocery	151477	1472654	084.08.2016	60-000-000-14-1415-000C	29.87
				Inv# 1472654 General Grocery	151477	1472654	084.08.2016	60-000-000-14-1415-000C	511.43
				Inv# 1589701 Meat (Less Undelivered Items)	151477	1589701	084.08.2016	60-000-000-14-1411-0000	495.01
				Inv# 1589701 General Grocery (Less Undelivere	151477	1589701	084.08.2016	60-000-000-14-1415-000C	86.32
				Inv# 1589701 General Grocery (Less Undelivere	151477	1589701	084.08.2016	60-000-000-14-1415-000C	469.48
				Credit for Inv# 1602375 Meat	151364	1602375CM	083.08.2016	60-000-000-14-1411-0000	-93.49
				Inv# 1653378 Meat	151477	1653378	084.08.2016	60-000-000-14-1411-0000	292.86
				Inv# 1653378 General Grocery	151477	1653378	084.08.2016	60-000-000-14-1415-000C	35.87
				Inv# 1653378 General Grocery	151477	1653378	084.08.2016	60-000-000-14-1415-000C	383.01
				Inv# 1689889 General Grocery	151557	1689889	085.08.2016	60-000-000-14-1415-000C	58.62
				Inv# 1689889 General Grocery	151557	1689889	085.08.2016	60-000-000-14-1415-000C	649.47
				Inv# 1689889 Meat	151557	1689889	085.08.2016	60-000-000-14-1411-0000	403.05
				Inv# 1805698 Meat	151557	1805698	085.08.2016	60-000-000-14-1411-0000	559.12
				Inv# 1805698 General Grocery	151557	1805698	085.08.2016	60-000-000-14-1415-000C	177.74
				Inv# 1805698 General Grocery	151557	1805698	085.08.2016	60-000-000-14-1415-000C	896.58
				Inv# 1873961 Meat	151629	1873961	091.09.2016	60-000-000-14-1411-0000	469.17
				Inv# 1873961 General Grocery	151629	1873961	091.09.2016	60-000-000-14-1415-000C	58.62
				Inv# 1873961 General Grocery	151629	1873961	091.09.2016	60-000-000-14-1415-000C	512.56
				Inv# 1909801 General Grocery	151629	1909801	091.09.2016	60-000-000-14-1415-000C	623.53
				Inv# 1909801 General Grocery	151629	1909801	091.09.2016	60-000-000-14-1415-000C	414.00
				Inv# 1909801 General Grocery	151629	1909801	091.09.2016	60-000-000-14-1415-000C	26.58
				Inv# 2030428 General Grocery (Less Returned I	151629	2030428	091.09.2016	60-000-000-14-1415-000C	58.62
				Inv# 2030428 General Grocery (Less Returned I	151629	2030428	091.09.2016	60-000-000-14-1415-000C	1,463.11
				Inv# 2030428 Meat (Less Returned Items)	151629	2030428	091.09.2016	60-000-000-14-1411-0000	108.32
				Inv# 2044434 Meat	151629	2044434	091.09.2016	60-000-000-14-1411-0000	127.82

Fund	Description	Vendor No	Vendor Name	Line Item Description	Check No	Invoice Number	Batch Number	GL Account Number	Amount
				Inv# 2090148 Meat	151629	2090148	091.09.2016	60-000-000-14-1411-0000	191.73
				Inv# 2101130 General Grocery (Less Undelivere	151629	2101130	091.09.2016	60-000-000-14-1415-0000	64.10
				Inv# 2101130 General Grocery (Less Undelivere	151629	2101130	091.09.2016	60-000-000-14-1415-0000	432.44
				Inv# 2101130 Meat (Less Undelivered Items)	151629	2101130	091.09.2016	60-000-000-14-1411-0000	155.68
				Inv# 2103052 General Grocery	151629	2103052	091.09.2016	60-000-000-14-1415-0000	41.44
				Credit on Account	151364	2983705	083.08.2016	60-000-000-14-1415-0000	-5.00
				Credit on Account	151364	2983726	083.08.2016	60-000-000-14-1415-0000	-6.00
				Credit for Inv# 233566	151364	2990900	083.08.2016	60-000-000-14-1415-0000	-270.53
								Vendor Total:	15,306.02
05328			Pendleton Turf Supply Inc						
				Iprodione (Less Sales Tax)	151341	5022	083.08.2016	60-601-000-53-5335-0000	1,520.00
				Trin-Pac (Less Sales Tax)	151341	5022	083.08.2016	60-601-000-53-5335-0000	560.00
								Vendor Total:	2,080.00
05480			Dunbar Armored Inc.						
				08/2016 Armored Services for AGC ATM	0	3820176	084.08.2016	60-000-000-52-5214-0000	77.93
								Vendor Total:	77.93
05496			Nexbelt LLC						
				Nexbelt August Order	151333	40026	083.08.2016	60-000-000-14-1431-0000	1,452.51
				Belts	151442	40133	084.08.2016	60-000-000-14-1431-0000	90.80
								Vendor Total:	1,543.31
05530			Rampion USA Inc.						
				94 Pairs Joey Pouches	151243	UJNV010465	082.08.2016	60-000-000-14-1431-0000	1,213.20
								Vendor Total:	1,213.20
05537			Leiber, Craig						
				Memorial Luncheon Directory Ad	151597	16247	091.09.2016	60-612-415-54-5426-0000	229.00
								Vendor Total:	229.00
05691			Vision96 LLC						
				Project Mgmt of ANPI Implementation	0	015-2016	082.08.2016	60-000-000-52-5205-0000	481.25
								Vendor Total:	481.25
05713			Vanguard Energy Services L.L.C.						
				AGC Clubhouse 070116-073116	151365	2400503855_0716	083.08.2016	60-000-000-52-5261-0000	996.79
				AGC Clubhouse 080116-083116	151630	2400503855_0816	091.09.2016	60-000-000-52-5261-0000	1,081.57
								Vendor Total:	2,078.36
05737			Best Sand Corporation						
				Tour Grade Signature Sand	151385	3362730 RI	084.08.2016	60-601-000-53-5331-0000	1,099.48
								Vendor Total:	1,099.48
05743			Advanced Intelligence Engineering						
				Weekend Call for AGC Phone Problems	0	4745	084.08.2016	60-612-000-52-5210-0000	162.00
								Vendor Total:	162.00
05757			Republic Services Inc.						
				Arrowhead 080116-083116	151245	0128491_0816	082.08.2016	60-000-000-52-5263-0000	102.50
				Arrowhead AGC 090116-093016	151550	0128491_0916	085.08.2016	60-000-000-52-5263-0000	103.20
								Vendor Total:	205.70
05765			Law Offices of Schirott, Luetkehans & Garner LLC						
				Condemnation & General Matters	151432	11	084.08.2016	60-000-000-52-5207-0000	382.44

**Fund Description**  
**Vendor No Vendor Name**

Line Item Description	Check No	Invoice Number	Batch Number	GL Account Number	Amount
Condemnation & General Matters	151432	3	084.08.2016	60-000-000-52-5207-000C	490.75
Vendor Total:					873.19
05772 Windstream Holdings Inc.					
AGC Sept 2016	151482	Contract 4520_0916	084.08.2016	60-000-000-52-5211-0000	128.00
Vendor Total:					128.00
05803 Gibson, Brittny					
Mileage Reimbursement July 2016	151417	073116	084.08.2016	60-000-000-54-5422-000C	10.31
Vendor Total:					10.31
05810 US Bank Equipment Finance					
AGC Clubhouse August 2016	151363	82279_0816	083.08.2016	60-000-000-52-5211-0000	568.04
Vendor Total:					568.04
05816 Breakthru Beverage Illinois, LLC					
Inv# 1013244222 Liquor	151292	1013244222	083.08.2016	60-000-000-14-1412-000C	2,645.43
Inv# 1013250815 Liquor	151292	1013250815	083.08.2016	60-000-000-14-1412-000C	835.51
Inv# 1013263705 Liquor	151498	1013263705	085.08.2016	60-000-000-14-1412-000C	4,052.76
Inv# 1013277452 Liquor	151498	1013277452	085.08.2016	60-000-000-14-1412-000C	1,502.64
Vendor Total:					9,036.34
05832 J. Guerin Enterprises, LLC					
Inv# 1417 July Beverage Consulting	0	1417	082.08.2016	60-612-000-52-5210-000C	1,500.00
Inv# 1471 Bar Consultant AGC Services for Aug 0		1471	091.09.2016	60-612-000-52-5210-000C	1,875.00
Vendor Total:					3,375.00
05842 First Communications LLC					
AGC Clubhouse July 2016	151208	00047521_0716	082.08.2016	60-612-902-52-5262-000C	78.98
AGC Clubhouse July 2016	151208	00047521_0716	082.08.2016	60-612-901-52-5262-000C	76.65
AGC Clubhouse July 2016	151208	00047521_0716	082.08.2016	60-611-000-52-5262-0000	76.66
AGC Clubhouse August 2016	151519	00047521_0816	085.08.2016	60-612-902-52-5262-000C	78.98
AGC Clubhouse August 2016	151519	00047521_0816	085.08.2016	60-612-901-52-5262-000C	76.65
AGC Clubhouse August 2016	151519	00047521_0816	085.08.2016	60-611-000-52-5262-0000	76.66
Vendor Total:					464.58
05859 Tom Miller					
Golf Scene Show Ad - July	151555	AGS2016-1	085.08.2016	60-611-415-54-5426-0000	250.00
Golf Scene Show Ad - August	151555	AGS2016-2	085.08.2016	60-611-415-54-5426-0000	250.00
Ad in September Show	151627	AGS2016-3	091.09.2016	60-611-415-54-5426-0000	250.00
Vendor Total:					750.00
05870 Area Sanitation Solutions Inc					
AGC 08/01/16-08/31/16	0	14158	084.08.2016	60-611-000-52-5220-0000	82.00
Vendor Total:					82.00
05879 ANPI Business LLC					
Banquet 080116-083116	151380	111390_0816	084.08.2016	60-612-901-52-5262-000C	358.93
Ski 080116-083116	151380	111390_0816	084.08.2016	60-613-000-52-5262-000C	5.96
Restaurant 080116-083116	151380	111390_0816	084.08.2016	60-612-902-52-5262-000C	252.26
Golf Maint 080116-083116	151380	111390_0816	084.08.2016	60-601-000-52-5262-000C	9.47
Golf 080116-083116	151380	111390_0816	084.08.2016	60-611-000-52-5262-0000	362.08
Marketing 080116-083116	151380	111390_0816	084.08.2016	60-000-415-52-5262-000C	26.66
Vendor Total:					1,015.36
05886 Kimley-Horn and Associates INC					



Fund	Description	Vendor No	Vendor Name	Line Item Description	Check No	Invoice Number	Batch Number	GL Account Number	Amount
	Services through July 31				151532	168442000-0716	085.08.2016	60-000-000-52-5205-000C	520.09
								Vendor Total:	520.09
05891	S2D2 Productions, Inc.								
	Banquet Event Date June 25 2016 AGC				151248	062516	082.08.2016	60-612-901-53-5390-000C	308.00
	Premium Banquets Event August 27 AGC				151620	082716	091.09.2016	60-612-901-52-5292-000C	4,337.00
								Vendor Total:	4,645.00
05923	Tommy Gurr, Inc.								
	Inv# 23229 Paint				151556	23229	085.08.2016	60-000-000-53-5347-000C	1,480.65
								Vendor Total:	1,480.65
05943	COEO SOLUTIONS LLC								
	AGC 080116-083116				151304	11000057_0816	083.08.2016	60-000-000-52-5211-0000	814.64
	AGC 090116-093016				151577	11000057_0916	091.09.2016	60-000-000-52-5211-0000	814.64
								Vendor Total:	1,629.28
05950	Gathman, Laura								
	Reimbursement for Banquet Supplies				151314	071816	083.08.2016	60-612-901-53-5390-000C	16.99
								Vendor Total:	16.99
05951	Reed, Kimmie								
	Mileage Reimbursement July 2016				151457	073116	084.08.2016	60-000-000-54-5422-000C	63.72
								Vendor Total:	63.72
05973	Troika Brewing Company, LLC								
	Inv# E-1505 Beer				151361	E-1505	083.08.2016	60-000-000-14-1412-000C	360.00
								Vendor Total:	360.00
05975	SESAC								
	Dues 2015 & 2016				151464	296770	084.08.2016	60-000-000-54-5425-000C	800.33
								Vendor Total:	800.33
05976	Fox, Janet								
	Refund League Fees for Medical Reasons 7 @ \$ 151414				081716		084.08.2016	60-611-912-42-4201-0000	115.50
								Vendor Total:	115.50
05983	GolfTime Midwest LLC								
	Full Page Ad				151523	1042	085.08.2016	60-611-415-54-5426-0000	1,595.00
								Vendor Total:	1,595.00
05984	BCN Telecom, Inc.								
	AGC-Banquets 071916-091416				151497	BOC04598_0916	085.08.2016	60-612-901-52-5262-000C	315.17
	AGC-Golf 071916-091416				151497	BOC04598_0916	085.08.2016	60-611-000-52-5262-0000	315.17
	AGC-Restaurant 071916-091416				151497	BOC04598_0916	085.08.2016	60-612-902-52-5262-000C	315.16
								Vendor Total:	945.50
05985	Christopher De Lira								
	AGC Feature on Golf360 Show				151574	Arrowhead1-2016	091.09.2016	60-611-415-54-5426-0000	1,850.00
								Vendor Total:	1,850.00
05989	Christopher Yonke								
	Performance at Arrowhead on September 2 2016				151575	090216	091.09.2016	60-612-902-52-5225-000C	800.00
								Vendor Total:	800.00

Fund	Description	Vendor No	Vendor Name	Check No	Invoice Number	Batch Number	GL Account Number	Amount
Line Item	Description							
Fund Total:								384,192.96
70	Information Technology ISF							
00064	AT&T							
District Wide	071716-081616	151494	630Z040133_0816	085.08.2016	70-000-000-52-5262-000C			7.45
Vendor Total:								7.45
00158	CDW Government Inc.							
Door Contact Relay-PSC		151192	DRL2720	082.08.2016	70-000-000-53-5305-000C			160.91
Intercom-PSC		151192	DSS9926	082.08.2016	70-000-000-53-5305-000C			482.25
Vendor Total:								643.16
00431	Stanley Convergent Security Solutions							
AGC Golf Course	090116-113016	151252	1231265145_0916	082.08.2016	70-000-000-52-5240-000C			1,046.85
Vendor Total:								1,046.85
05691	Vision96 LLC							
Virtual CIO	July 2016	0	017-2016	082.08.2016	70-000-000-52-5240-000C			3,000.00
Vendor Total:								3,000.00
05743	Advanced Intelligence Engineering							
Springbrook Service Pack Installation	After Hou 0		4789	091.09.2016	70-000-000-52-5240-000C			324.00
IT Support Services	September 2016	0	September 2016	084.08.2016	70-000-000-52-5240-000C			11,950.00
Vendor Total:								12,274.00
05879	ANPI Business LLC							
IS&T	080116-083116	151380	111390_0816	084.08.2016	70-000-000-52-5262-000C			22.81
Vendor Total:								22.81
Fund Total:								16,994.27
75	Health Insurance ISF							
00270	Flexible Benefit Service Corp.							
Billing	7/1/2016 - 7/31/2016	151311	2408	083.08.2016	75-000-000-52-5274-000C			156.00
Vendor Total:								156.00
00725	Park District Risk Mgmt Agency							
Retiree Premium	9-2016	151609	090116	091.09.2016	75-000-000-21-2137-000C			646.95
WDSRA%		151449	July 2016	084.08.2016	75-000-000-12-1222-000C			451.19
Foundation%		151449	July 2016	084.08.2016	75-000-000-12-1221-000C			232.19
Group Term Life Insurance		151449	July 2016	084.08.2016	75-000-000-52-5230-000C			1,012.88
Health/Dental Insurance		151449	July 2016	084.08.2016	75-000-000-52-5231-000C			134,590.04
Vendor Total:								136,933.25
Fund Total:								137,089.25
Report Total:								1,511,148.39

**WHEATON PARK DISTRICT**

**AN ORDINANCE APPROVING THE DISPOSAL AND SALE OF PERSONAL PROPERTY OWNED BY THE WHEATON PARK DISTRICT**

**ORDINANCE 2016-05**

**WHEREAS**, the Wheaton Park District, DuPage County, Illinois (the “District”), is a duly organized and existing Park District created under the provision of the laws of the State of Illinois and is now operating under the provisions of the Park District Code of the State of Illinois and all laws amendatory thereof and supplementary thereto (the “Park Code”); and,

**WHEREAS**, pursuant to Section 8-22 of the Park Code, three-fifths of the members of the Park Board may authorize the trade in, donation, or disposal of personal property that is no longer necessary, useful to, or in the best interests of the Park District; and,

**WHEREAS**, the Park District owns: One (1) HTC Warhawk Phone serial number HT9B2LK00579 from Prairie; One (1) Nokia 6085h Flip Phone serial number 0544936EP292A from Prairie; One (1) Samsung Blackjack Phone serial number RVUZA03281L from Prairie; One (1) ATT Shockwave USB Data Card serial number C9F2981193010 from Prairie; One (1) Pantech Link 2 Phone serial number 113900090316 from Prairie; One (1) LG Expression Slider serial number 310CYZP806237 from Prairie; One (1) iPhone 3Gs Smartphone serial number 871497K7EDG from Prairie; One (1) iPhone 3Gs Smartphone serial number 88141KWCEDG from Prairie; One (1) iPhone 3Gs Smartphone serial number 877178AYEDG from Prairie; One (1) iPhone 4 Smartphone serial number DX4JDL8LDP0N from Prairie; One (1) iPhone 4 Smartphone serial number DNP83SZDPMW from Prairie; One (1) iPhone 4s Smartphone serial number C8PNMR1FFML3 from Prairie; One (1) iPhone 4s Smartphone serial number C8PMT7W3FML3 from Prairie; Two (2) iPhone 4/4s Smartphone UNKNOWN – Locked from Prairie; One (1) iPhone 5s Smartphone serial number F2LQWF5XFF9R from Prairie; One (1) Motorola V325 Flip Phone serial number 1839DFE5GG7 from Prairie; One (1) Motorola V325 Flip Phone serial number 18818108GSJ from Prairie; One (1) Motorola V325 Flip Phone serial number 1838D8D8GGJ from Prairie; One (1) Motorola V325 Flip Phone serial number 1839D9AAGG7 from Prairie; One (1) Motorola V325 Flip Phone serial number 1420C8E8GWJ from Prairie; One (1) Motorola V325 Flip Phone 141FE92FGWJ from Prairie; One (1) Motorola V325 Flip Phone serial number 141FFE7FGWJ from Prairie; One (1) Motorola V325 Flip Phone serial number 141FFE83GWJ from Prairie; One (1) Motorola V325 Flip Phone serial number 14FCA1C1HAJ from Prairie; One (1) Motorola V325 Flip Phone serial number 183A663FGJJ from Prairie; One (1) Motorola V325 Flip Phone serial number 1839E719GGJ from Prairie; One (1) HTC XV6700 Slider serial number HT625E600037 from Prairie; One (1) HTC XV6700 Slider serial number HT628E621974 from Prairie; One (1) HTC XV6700 Slider serial number HT609E603055 from Prairie; One (1) HTC XV6700 Slider serial number HT625E600081 from Prairie; One (1) Blackberry 7250 Smartphone serial number 07603085237 from Prairie; One (1) Blackberry 7250 Smartphone serial number 07611043249 from Prairie; One (1) Blackberry 7250 Smartphone serial number 07603087887 from Prairie; One (1) Blackberry 7250 Smartphone serial number 07603085202 from Prairie; One (1) Nokia 5125 Flip Phone serial number 0514943L00312 from Prairie; One (1) Nokia 5125 Flip Phone serial number 0514943L01012 from Prairie; One (1) iPhone 4s Smartphone serial number

C8PMT8CHFML3 from Prairie; One (1) iPhone 5s Smartphone UNKNOWN – Damaged from Prairie; Ninety (90) Cheerleading uniforms (mixed sizes) from the Community Center; One (1) USI Laminator Serial number ARL2700 from Prairie; One (1) Brother MFC-L8850CW Color Printer Serial Number: U6378G45150220 from the Community Center; One (1) Xerox Phaser 6180MFP Product ID KHA-1 from Arrowhead; One (1) HP Monitor HP L1706 Regulatory Model # HSTND-2FO2 Product Number : PX849A from Arrowhead; One (1) Elo Monitor Touch Systems Product Number: ET1715L-8(WA01C20990-000) from Arrowhead; One (1) Samsung Monitor, TV Model LN-S2641D Type Number: BD26UO Model Code: LNS2641DX/XAA S/N AEHV3CLL604309L from Arrowhead; One (1) Samsung Monitor, TV Model: LN-S2641D Type Number: BD26UO Model Code: LNS2641DX/XAA S/N AEHV3CL604296E from Arrowhead; One (1) Avaya Device Model#: PW9125 1500 S/N: 062R02359056 P/N: 05146005-4103 from Arrowhead; One (1) Battery Tender P/N: 021-0134-1 S/N: 8195 D/C: 1027 from Arrowhead; One (1) Samsung Computer Monitor Model: LN-R1550P Type#: VE1500 Model Code:LNR1550X/XAA S/N: AD633CLL302145Y from Arrowhead; One (1) Samsung Computer Monitor: Model LN-R1550P Type#: VE1500 Mod Code:LNR1550X/XAA S/N: AD633CLL302167T from Arrowhead; One (1) Sony DVD Player CD/DVD Player DVP-NS55P Model: DVP-NS55P No: 2134853 from Arrowhead; One (1) Memorex Progressive Scan DVD Player/Video Cassette Recorder Model: NVD4544 from Arrowhead; One (1) APC Back-UP SXS 1500 Series from Arrowhead; One (1) Xerox Printer Phaser 8400 from Arrowhead; One (1) Eaton Powerware Model :PW9120 1500 P/N: 0514735805591 from Arrowhead; One (1) HP Laser Jet 1320Printer from Arrowhead;

**WHEREAS**, the Board of Park Commissioners has determined that it would be in the best interest of the Park District to dispose: One (1) HTC Warhawk Phone serial number HT9B2LK00579 from Prairie; One (1) Nokia 6085h Flip Phone serial number 0544936EP292A from Prairie; One (1) Samsung Blackjack Phone serial number RVUZA03281L from Prairie; One (1) ATT Shockwave USB Data Card serial number C9F2981193010 from Prairie; One (1) Pantech Link 2 Phone serial number 113900090316 from Prairie; One (1) LG Expression Slider serial number 310CYZP806237 from Prairie; One (1) iPhone 3Gs Smartphone serial number 871497K7EDG from Prairie; One (1) iPhone 3Gs Smartphone serial number 88141KWCEDG from Prairie; One (1) iPhone 3Gs Smartphone serial number 877178AYEDG from Prairie; One (1) iPhone 4 Smartphone serial number DX4JDL8LDP0N from Prairie; One (1) iPhone 4 Smartphone serial number DNP83SZDPMW from Prairie; One (1) iPhone 4s Smartphone serial number C8PNMR1FFML3 from Prairie; One (1) iPhone 4s Smartphone serial number C8PMT7W3FML3 from Prairie; Two (2) iPhone 4/4s Smartphone UNKNOWN – Locked from Prairie; One (1) iPhone 5s Smartphone serial number F2LQWF5XFF9R from Prairie; One (1) Motorola V325 Flip Phone serial number 1839DFE5GG7 from Prairie; One (1) Motorola V325 Flip Phone serial number 18818108GSJ from Prairie; One (1) Motorola V325 Flip Phone serial number 1838D8D8GGJ from Prairie; One (1) Motorola V325 Flip Phone serial number 1839D9AAGG7 from Prairie; One (1) Motorola V325 Flip Phone serial number 1420C8E8GWJ from Prairie; One (1) Motorola V325 Flip Phone 141FE92FGWJ from Prairie; One (1) Motorola V325 Flip Phone serial number 141FFE7FGWJ from Prairie; One (1) Motorola V325 Flip Phone serial number 141FFE83GWJ from Prairie; One (1) Motorola V325 Flip Phone serial number 14FCA1C1HAJ from Prairie; One (1) Motorola V325 Flip Phone serial number 183A663FGJJ from Prairie; One (1) Motorola V325 Flip Phone serial number 1839E719GGJ from Prairie; One (1) HTC XV6700 Slider serial number HT625E600037 from Prairie; One (1)

HTC XV6700 Slider serial number HT628E621974 from Prairie; One (1) HTC XV6700 Slider serial number HT609E603055 from Prairie; One (1) HTC XV6700 Slider serial number HT625E600081 from Prairie; One (1) Blackberry 7250 Smartphone serial number 07603085237 from Prairie; One (1) Blackberry 7250 Smartphone serial number 07611043249 from Prairie; One (1) Blackberry 7250 Smartphone serial number 07603087887 from Prairie; One (1) Blackberry 7250 Smartphone serial number 07603085202 from Prairie; One (1) Nokia 5125 Flip Phone serial number 0514943L00312 from Prairie; One (1) Nokia 5125 Flip Phone serial number 0514943L01012 from Prairie; One (1) iPhone 4s Smartphone serial number C8PMT8CHFML3 from Prairie; One (1) iPhone 5s Smartphone UNKNOWN – Damaged from Prairie; Ninety (90) Cheerleading uniforms (mixed sizes) from the Community Center; One (1) USI Laminator Serial number ARL2700 from Prairie; One (1) Brother MFC-L8850CW Color Printer Serial Number: U6378G45150220 from the Community Center; One (1) Xerox Phaser 6180MFP Product ID KHA-1 from Arrowhead; One (1) HP Monitor HP L1706 Regulatory Model # HSTND-2FO2 Product Number : PX849A from Arrowhead; One (1) Elo Monitor Touch Systems Product Number: ET1715L-8(WA01C20990-000) from Arrowhead; One (1) Samsung Monitor, TV Model LN-S2641D Type Number: BD26UO Model Code: LNS2641DX/XAA S/N AEHV3CLL604309L from Arrowhead; One (1) Samsung Monitor, TV Model: LN-S2641D Type Number: BD26UO Model Code: LNS2641DX/XAA S/N AEHV3CL604296E from Arrowhead; One (1) Avaya Device Model#: PW9125 1500 S/N: 062R02359056 P/N: 05146005-4103 from Arrowhead; One (1) Battery Tender P/N: 021-0134-1 S/N: 8195 D/C: 1027 from Arrowhead; One (1) Samsung Computer Monitor Model: LN-R1550P Type#: VE1500 Model Code: LNR1550X/XAA S/N: AD633CLL302145Y from Arrowhead; One (1) Samsung Computer Monitor: Model LN-R1550P Type#: VE1500 Mod Code: LNR1550X/XAA S/N: AD633CLL302167T from Arrowhead; One (1) Sony DVD Player CD/DVD Player DVP-NS55P Model: DVP-NS55P No: 2134853 from Arrowhead; One (1) Memorex Progressive Scan DVD Player/Video Cassette Recorder Model: NVD4544 from Arrowhead; One (1) APC Back-UP SXS 1500 Series from Arrowhead; One (1) Xerox Printer Phaser 8400 from Arrowhead; One (1) Eaton Powerware Model :PW9120 1500 P/N: 0514735805591 from Arrowhead; One (1) HP Laser Jet 1320 Printer from Arrowhead;

**NOW, THEREFORE, IT IS HEREBY ORDAINED BY THE BOARD OF PARK COMMISSIONERS OF THE WHEATON PARK DISTRICT, DuPage County, Illinois, as follows:**

**Section 1:** The foregoing preamble of the Ordinance is hereby incorporated in its entirety in **Ordinance 2016-05**.

**Section 2:** The Park District will dispose: One (1) HTC Warhawk Phone serial number HT9B2LK00579 from Prairie; One (1) Nokia 6085h Flip Phone serial number 0544936EP292A from Prairie; One (1) Samsung Blackjack Phone serial number RVUZA03281L from Prairie; One (1) ATT Shockwave USB Data Card serial number C9F2981193010 from Prairie; One (1) Pantech Link 2 Phone serial number 113900090316 from Prairie; One (1) LG Expression Slider serial number 310CYZP806237 from Prairie; One (1) iPhone 3Gs Smartphone serial number 871497K7EDG from Prairie; One (1) iPhone 3Gs Smartphone serial number 88141KWCEDG from Prairie; One (1) iPhone 3Gs Smartphone serial number 877178AYEDG from Prairie; One (1) iPhone 4 Smartphone serial number DX4JDL8LDP0N from Prairie; One (1) iPhone 4 Smartphone serial number DNP83SZDPMW from Prairie; One (1) iPhone 4s Smartphone

serial number C8PNMR1FFML3 from Prairie; One (1) iPhone 4s Smartphone serial number C8PMT7W3FML3 from Prairie; Two (2) iPhone 4/4s Smartphone UNKNOWN – Locked from Prairie; One (1) iPhone 5s Smartphone serial number F2LQWF5XFF9R from Prairie; One (1) Motorola V325 Flip Phone serial number 1839DFE5GG7 from Prairie; One (1) Motorola V325Flip Phone serial number 18818108GSJ from Prairie; One (1) Motorola V325 Flip Phone serial number 1838D8D8GGJ from Prairie; One (1) Motorola V325 Flip Phone serial number 1839D9AAGG7 from Prairie; One (1) Motorola V325 Flip Phone serial number 1420C8E8GWJ from Prairie; One (1) Motorola V325 Flip Phone 141FE92FGWJ from Prairie; One (1) Motorola V325 Flip Phone serial number 141FFE7FGWJ from Prairie; One (1) Motorola V325 Flip Phone serial number 141FFE83GWJ from Prairie; One (1) Motorola V325 Flip Phone serial number 14FCA1C1HAJ from Prairie; One (1) Motorola V325 Flip Phone serial number 183A663FGJJ from Prairie; One (1) Motorola V325 Flip Phone serial number 1839E719GGJ from Prairie; One (1) HTC XV6700 Slider serial number HT625E600037 from Prairie; One (1) HTC XV6700 Slider serial number HT628E621974 from Prairie; One (1) HTC XV6700 Slider serial number HT609E603055 from Prairie; One (1) HTC XV6700 Slider serial number HT625E600081 from Prairie; One (1) Blackberry 7250 Smartphone serial number 07603085237 from Prairie; One (1) Blackberry 7250 Smartphone serial number 07611043249 from Prairie; One (1) Blackberry 7250 Smartphone serial number 07603087887 from Prairie; One (1) Blackberry 7250 Smartphone serial number 07603085202 from Prairie; One (1) Nokia 5125Flip Phone serial number 0514943L00312 from Prairie; One (1) Nokia 5125 Flip Phone serial number 0514943L01012 from Prairie; One (1) iPhone 4s Smartphone serial number C8PMT8CHFML3 from Prairie; One (1) iPhone 5s Smartphone UNKNOWN – Damaged from Prairie; Ninety (90) Cheerleading uniforms (mixed sizes) from the Community Center; One (1) USI Laminator Serial number ARL2700 from Prairie; One (1) Brother MFC-L8850CW Color Printer Serial Number: U6378G45150220 from the Community Center; One (1) Xerox Phaser 6180MFP Product ID KHA-1 from Arrowhead; One (1) HP Monitor HP L1706 Regulatory Model # HSTND-2FO2 Product Number : PX849A from Arrowhead; One (1) Elo Monitor Touch Systems Product Number: ET1715L-8(WA01C20990-000) from Arrowhead; One (1) Samsung Monitor, TV Model LN-S2641D Type Number: BD26UO Model Code: LNS2641DX/XAA S/N AEHV3CLL604309L from Arrowhead; One (1) Samsung Monitor, TV Model: LN-S2641D Type Number: BD26UO Model Code: LNS2641DX/XAA S/N AEHV3CL604296E from Arrowhead; One (1) Avaya Device Model#: PW9125 1500 S/N: 062R02359056 P/N: 05146005-4103 from Arrowhead; One (1) Battery Tender P/N: 021-0134-1 S/N: 8195 D/C: 1027 from Arrowhead; One (1) Samsung Computer Monitor Model: LN-R1550P Type#: VE1500 Model Code:LNR1550X/XAA S/N: AD633CLL302145Y from Arrowhead; One (1) Samsung Computer Monitor: Model LN-R1550P Type#: VE1500 Mod Code:LNR1550X/XAA S/N: AD633CLL302167T from Arrowhead; One (1) Sony DVD Player CD/DVD Player DVP-NS55P Model: DVP-NS55P No: 2134853 from Arrowhead; One (1) Memorex Progressive Scan DVD Player/Video Cassette Recorder Model: NVD4544from Arrowhead; One (1) APC Back-UP SXS 1500 Series from Arrowhead; One (1) Xerox Printer Phaser 8400 from Arrowhead; One (1) Eaton Powerware Model :PW9120 1500 P/N: 0514735805591 from Arrowhead; One (1) HP Laser Jet 1320Printer from Arrowhead;

**Section 3:** Except, as otherwise provided herein, this **Ordinance 2016-05** shall be in full force and effective forthwith upon its adoption and approval as provided by law.

**Adopted this 21 day of September, 2016.**

**AYES:** \_\_\_\_\_

**NAYS:** \_\_\_\_\_

**ABSENT:** \_\_\_\_\_

\_\_\_\_\_  
President Board of Park Commissioners  
Wheaton Park District

**ATTEST:**

\_\_\_\_\_  
Secretary, Board of Park Commissioners  
Wheaton Park District

**(S E A L)**

New 3 + 4



TO: Board of Commissioners

FROM: Andy Bendy, Director of Special Facilities  
Bruce Stoller, Director of Golf

THROUGH: Mike Benard, Executive Director

RE: 2017 Golf Rates

DATE: September 14, 2016

**SUMMARY:** Staff reviews rates at the end of every season. This involves checking area courses to see what their structure looks like, looking at revenue and expenses in our own operation and discussing customer comments heard throughout the season. While no other area courses we have spoken to have set rates for 2017, we feel a need to increase revenue to keep up with rising costs in the operation, and our customers seem very comfortable with the current rate structure and often comment on what a good deal it is.

Rates were last raised before the 2013 season by \$1 for 9-holes and \$2 for 18-holes. There were no increases for seniors made at that time. The general consensus of the Board of Commissioners at that time was that it would rather see occasional larger increases than smaller annual increases.

Rates have remained the same over the past four seasons while the cost of wages, supplies and equipment have continued to rise. The annual increases have generally been fairly small and staff has worked diligently to minimize the overall impact. However, the cumulative impact is starting to become noticeable with budget projections for the few years showing increases in all areas. There have also been capital projects including the driving range renovation and annual cart path repairs. In 2018 staff will be recommending the purchase of new golf cars with an estimated capital expense of \$300,000.

Rate increases are always met with some pushback from golfers. This is especially true at a time when public perception is still that the golf industry as a whole is struggling and all courses should be lowering rates to encourage play. However, we have seen no rate increase in four seasons and only one since 2009.

Overall, rounds have remained relatively unchanged over the past eight years with only one year deviating more than 3.8 percent from the average of 55,357.

Staff will continue the use of GolfNow.com to promote times that are not as popular as well as using other methods such as our senior special, targeted e-mails and other internal specials.



**PREVIOUS COMMITTEE/BOARD ACTION:** Rates were last raised before the 2013 season. Senior rates did not increase at that time and have remained constant since the 2009 season. All other fees increased by \$1 for 9-holes and \$2 for 18. There has been no increase in cart rates since before the 2009 season.

**REVENUE OR FUNDING IMPLICATIONS:** Based on recent history, these increases will produce additional revenue of approximately \$95,000.

**STAKEHOLDER PROCESS:** Staff surveyed a number of area courses to gauge rate structures from area courses that are close in proximity or similar in quality to Arrowhead.

**LEGAL REVIEW:** NA

- ATTACHMENTS:**
- 1. Rate comparison chart
  - 2. Expense comparison 2012-2019

**ALTERNATIVES:** NA

**RECOMMENDATION:** Staff recommends the following rate structure for the 2017 season:

	18-holes	9-holes		\$ Change 18	\$ Change 9
Riding Cart (reg.)	\$17.00	\$8.50		\$0.00	\$0.00
Riding Cart (sr.)	\$13.00	\$6.50		\$0.00	\$0.00
Resident Weekday	\$42.00	\$21.00		\$2.00	\$1.00
Resident Weekend	\$47.00	\$23.50		\$2.00	\$1.00
Resident Jr/Senior	\$32.00	\$17.50		\$2.00	\$1.00
Regular Weekday	\$55.00	\$27.50		\$3.00	\$1.50
Regular Weekend	\$65.00	\$32.50		\$3.00	\$1.50
Regular Jr/Senior	\$45.00	\$22.50		\$3.00	\$1.50

**RATE COMPARISON CHART**

No courses that we contacted have set rates for the 2017 season. Rates below are from 2016.

	Resident 18-Holes w/Cart	Resident 18-Holes w/Cart	Resident 18-Holes w/Cart	Non Resident 18-Holes w/Cart	Non Resident 18-Holes w/Cart	Non Resident 18-Holes w/Cart
Course	Weekday	Weekend	Jr/Senior	Weekday	Weekend	Jr/Senior
<b>PROPOSED 2017</b>	<b>\$59.00</b>	<b>\$64.00</b>	<b>\$45.00</b>	<b>\$72.00</b>	<b>\$82.00</b>	<b>\$58.00</b>
<b>9-holes</b>	<b>\$29.50</b>	<b>\$32.00</b>	<b>\$24.00</b>	<b>\$36.00</b>	<b>\$41.00</b>	<b>\$29.00</b>
<b>ARROWHEAD 2016</b>	<b>\$57.00</b>	<b>\$62.00</b>	<b>\$43.00</b>	<b>\$69.00</b>	<b>\$79.00</b>	<b>\$55.00</b>
<b>9-holes</b>	<b>\$28.50</b>	<b>\$31.00</b>	<b>\$23.00</b>	<b>\$34.50</b>	<b>\$39.50</b>	<b>\$27.50</b>
Bolingbrook*	\$79.00	\$89.00	\$49.00	\$89.00	\$109.00	\$49.00
Bowes Creek*	\$75.00	\$99.00	\$55.00	\$85.00	\$109.00	\$55.00
Cantigny*	NA	NA	NA	\$99.00	\$115.00	\$65.00
Chevy Chase*	\$59.00	\$71.00	\$43.00	\$64.00	\$76.00	\$48.00
Fox Bend	\$50.00	\$54.00	\$49.00	\$56.00	\$61.00	\$53.00
Klein Creek	NA	NA	NA	\$67.00	\$79.00	\$39.50
Naperbrook	\$46.00	\$51.00	\$35.00	\$56.00	\$61.00	\$40.00
Oak Brook	\$51.50	\$53.50	\$44.00	\$67.50	\$71.50	\$55.50
Orchard Valley	\$39.00	\$59.00	\$29.00	\$49.00	\$69.00	\$35.00
Prairie Landing*	NA	NA	NA	\$74.00	\$84.00	\$38.50
Schaumburg*	\$48.00	\$60.00	\$42.00	\$62.00	\$73.00	\$46.00
Springbrook	\$51.00	\$61.00	\$37.00	\$57.00	\$66.00	\$42.00
Village Links*	\$56.00	\$63.00	\$46.00	\$75.00	\$80.00	NA

\*These facilities are considered to be similar in course condition, layout and/or overall facility. Others are included because of proximity.

Date	Wages	Supplies	Contractual/Other	Total		Change from 2012		
						\$	%	
<b>2012 Actual</b>								
Maintenance	\$506,227	\$290,544	\$151,399	\$948,170				948,170
Golf	\$349,967	\$145,816	\$169,846	\$665,629				665,629
<b>Total</b>	<b>\$856,194</b>	<b>\$436,360</b>	<b>\$321,245</b>	<b>\$1,613,799</b>	<b>\$0</b>			<b>1,613,799</b>
<b>2013 Actual</b>								
Maintenance	\$483,758	\$304,107	\$155,780	\$943,645				943,645
Golf	\$339,130	\$126,339	\$174,269	\$639,738				639,738
<b>Total</b>	<b>\$822,888</b>	<b>\$430,446</b>	<b>\$330,049</b>	<b>\$1,583,383</b>	<b>\$0</b>	-\$30,416	-1.88	<b>1,583,383</b>
<b>2014 Actual</b>								
Maintenance	\$456,455	\$306,437	\$140,446	\$903,338				903,338
Golf	\$346,580	\$142,305	\$161,430	\$650,315				650,315
<b>Total</b>	<b>\$803,035</b>	<b>\$448,742</b>	<b>\$301,876</b>	<b>\$1,553,653</b>	<b>\$0</b>	-\$60,146	-3.73	<b>1,553,653</b>
<b>2015 Actual</b>								
Maintenance	\$469,924	\$316,310	\$142,103	\$928,337				928,337
Golf	\$351,099	\$115,731	\$186,877	\$653,707	\$38,000 cart paths			691,707
<b>Total</b>	<b>\$821,023</b>	<b>\$432,041</b>	<b>\$328,980</b>	<b>\$1,582,044</b>	<b>\$38,000</b>	\$6,245	0.39	<b>1,620,044</b>
<b>2016 Projected</b>								
Maintenance	\$497,228	\$339,418	\$209,967	\$1,046,613				1,046,613
Golf	\$407,820	\$120,594	\$210,725	\$739,139	\$50,000 cart paths			789,139
<b>Total</b>	<b>\$905,048</b>	<b>\$460,012</b>	<b>\$420,692</b>	<b>\$1,785,752</b>	<b>\$50,000</b>	\$221,953	13.75	<b>1,835,752</b>
<b>2017 Budgeted</b>								
Maintenance	\$545,010	\$364,792	\$214,725	\$1,124,527				1,124,527
Golf	\$441,587	\$131,662	\$210,369	\$783,618	\$50,000 cart paths			833,618
<b>Total</b>	<b>\$986,597</b>	<b>\$496,454</b>	<b>\$425,094</b>	<b>\$1,908,145</b>	<b>\$50,000</b>	\$344,346	21.34	<b>1,958,145</b>
<b>2018 Budgeted</b>								
Maintenance	\$569,574	\$356,100	\$221,965	\$1,147,639	\$300,000 golf carts			1,447,639
Golf	\$452,264	\$150,767	\$202,627	\$805,658	\$50,000 cart paths			855,658
<b>Total</b>	<b>\$1,021,838</b>	<b>\$506,867</b>	<b>\$424,592</b>	<b>\$1,953,297</b>	<b>\$350,000</b>	\$689,498	42.73	<b>2,303,297</b>
<b>2019 Budgeted</b>								
Maintenance	\$582,536	\$362,900	\$230,287	\$1,175,723				1,175,723
Golf	\$463,219	\$122,967	\$207,524	\$793,710	\$50,000 Cart Paths			843,710
<b>Total</b>	<b>\$1,045,755</b>	<b>\$485,867</b>	<b>\$437,811</b>	<b>\$1,969,433</b>	<b>\$50,000</b>	\$405,634	25.14	<b>2,019,433</b>
						\$	%	
						Change from 2012		

News



TO: Board of Commissioners  
FROM: Andy Bendy, Director of Special Facilities  
Dan Novak, Superintendent of Special Facilities  
Susan Wahlgren, Cosley Zoo Director  
THROUGH: Michael Benard, Executive Director  
DATE: 10/01/16  
RE: Statement of Issue: Zoo Admission Fees & Definitions

**SUMMARY**

In 2012, Cosley Zoo was able to achieve a balanced budget for the first time in its history. Since that time, the zoo has been able to maintain sustainability through increased earned revenue and thoughtful spending. However, operating costs continue to escalate, and while the zoo has increased its revenue, the additional revenue has not kept pace with increasing expenses. Extended budgeting predicts that by 2018, Cosley Zoo will once again be operating at a deficit.

An increase in admission fees is the most effective and efficient way to ensure that the zoo remains sustainable. Each year, Cosley Zoo welcomes 165,000 visitors, 31.8% or 52,552 of which are non-resident adults and seniors currently subject to an admission fee.

In order to preserve sustainability while maintaining operations and implementing necessary repairs the zoo proposes to increase its adult and senior non-resident admission rate by \$2.00/person.

**DISCUSSION OF THE ISSUE**

Cosley Zoo currently utilizes the following rate structure:

<b>CURRENT ADMISSION FEES</b>	<b>RESIDENT</b>	<b>NON-RESIDENT</b>
Child (0-17 yrs)	FREE	FREE
Adult (18-54 yrs)	FREE	\$5.00
Seniors (55+ yrs)	FREE	\$4.00

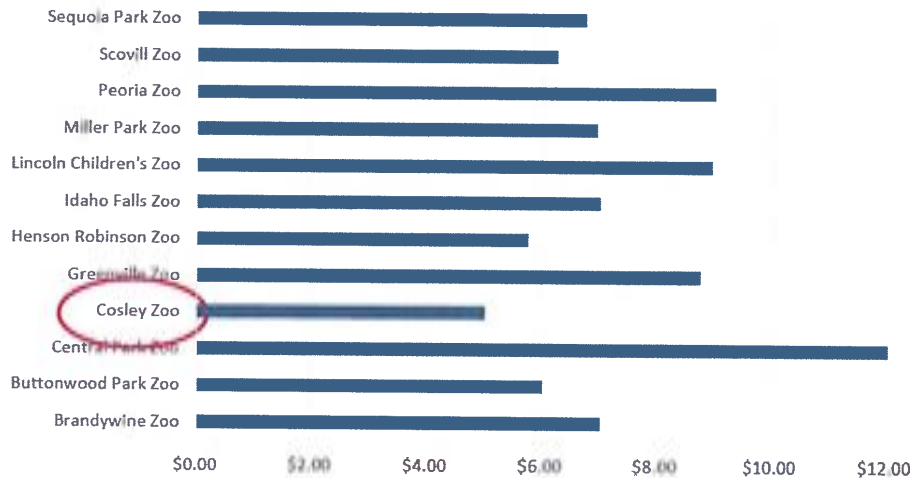
Relative to other AZA benchmarked institutions (see Graph A & B) Cosley Zoo charges less than the average which is \$7.67 for an adult and \$3.00 per child. Cosley Zoo is the only AZA accredited zoo that offers children (0-17 years of age) complimentary admission.

Based on industry standards, the Cosley Zoo staff is recommending the following changes beginning January 1, 2017.

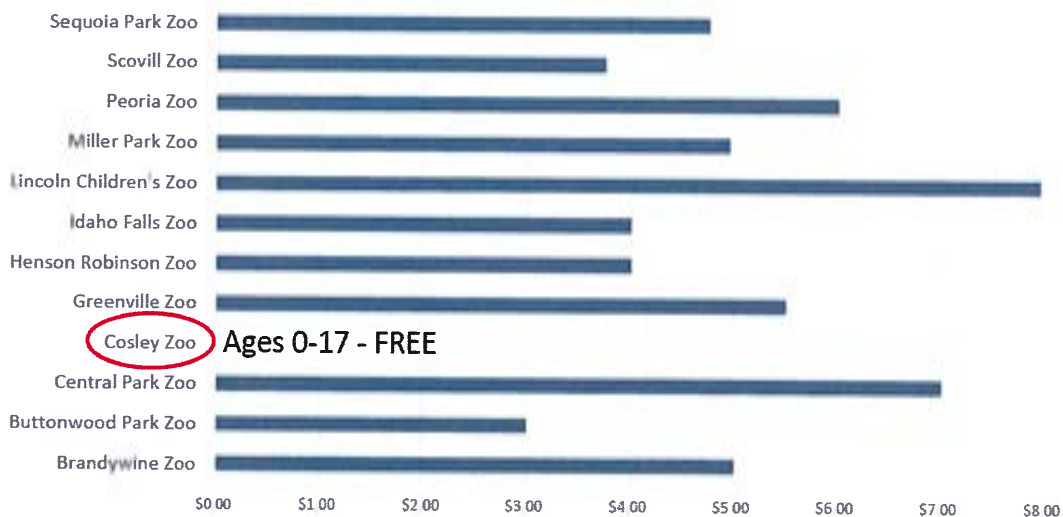
<b>PROPOSED ADMISSION FEES</b>	<b>RESIDENT</b>	<b>NON-RESIDENT</b>
Child (0-17 yrs)	FREE	FREE
Adult (18-54 yrs)	FREE	\$7.00
Seniors (55+ yrs)	FREE	\$6.00

## GRAPH A & B

### 2013 Adult Admissions Fees



### Child Rates



#### PREVIOUS COMMITTEE/BOARD ACTION

The Wheaton Park District Board of Commissioners approved the initiation of a zoo admission fee in July 2010. The inaugural fees were \$3.00 for each non-resident adult and \$2.00 for each non-resident senior. All residents and children remained free. In 2013 the board approved a fee increase to \$5.00 for non-resident adults and \$4.00 for non-resident seniors. Residents and children continued to enjoy free admission.

**REVENUE AND FUNDING IMPLICATIONS**

The impact of a \$2.00 increase in non-resident admission will grow zoo revenue by approximately \$105,104 per year. The increased revenue amount, (\$105,104) is based on our current admission data, in which the zoo greets 52,552 non-resident adults and seniors each year. This accounts for 31.8% of total zoo visitors.

**STAKEHOLDER PROCESS**

N/A

**LEGAL REVIEW**

N/A

**ATTACHMENTS**

None

**ALTERNATIVES**

N/A

**RECOMMENDATION**

Staff recommends increasing the non-resident adult and senior admission rates by \$2.00 per guest, beginning January 1, 2017.

New6



TO: Board of Commissioners

FROM: Mike Benard

THROUGH:

RE: Commissioner Attendance for the National Recreation and Parks Association Educational Conference and Exposition October 5-8 2016 in St. Louis, Missouri

DATE: September 16, 2016

---

**SUMMARY:**

The Board of Commissioners recently adopted a formal travel policy which is attached for your convenience. Per Policy, the Park Board must approve attendance by, and related budgeted expenses for educational conference attendance by Commissioners. If you wish to attend, please advise Donna or me prior to the board meeting

**PREVIOUS COMMITTEE/BOARD ACTION:**

In prior years permission has been granted for commissioners to attend this conference

**REVENUE OR FUNDING IMPLICATIONS:**

**Per Commissioner Expense**

Lodging 4 nights	\$929.24
Conference Registration	\$659.00
Mileage (if applicable) 600 miles round trip X .54 cents a mile	\$324.00
Meals and incidental expenses reimbursement maximum 5 days @ \$71	\$355.00
<b>Total per person expense estimate</b>	<b>\$2,267.24</b>

**STAKEHOLDER PROCESS:**

N/A

**LEGAL REVIEW:**

N/A

**ATTACHMENTS:**

Travel Policy and NRPA preliminary program guide

**ALTERNATIVES:**

N/A

**RECOMMENDATION:**

To allow commissioners who are interested to attend the conference.

## **PURPOSE**

The purpose of this policy is to establish guidelines for employees and elected officials of the District to follow when incurring business travel expenses while on assignments such as attending educational programs, association conferences or conducting onsite visits of parks and facilities for fact finding purposes outside of the local area. For employees, the immediate supervisor and department head must approve all business travel in advance and include related expenses in the annual operating budget. For elected officials, the Board of Park Commissioners must approve attendance and budgeted travel expenses in advance on a case by case basis.

It is expected that employees and elected officials attend educational sessions when attending conferences.

The District's objectives are to permit travel arrangements that:

- Conserve travel expenses
- Provide uniform treatment for employees
- Allow for Board oversight
- Adhere to the plan adopted in the budget
- Result in prompt approval and recording of District expenses

*Personal Travel/Travel Companions:* A family member or friend may accompany employees and elected officials on business travel, at their expense, when the presence of a companion will not interfere with successful completion of business objectives. Generally, employees and elected officials are also permitted to combine personal travel with business travel, as long as time away from work is approved and vacation or personal time is used (employees only). Additional expenses arising from such non-business travel are the responsibility of the employee or the elected official.

*Covered Expenses:* When approved, the actual costs of conference or convention registrations, participation in professional organizations, technical meetings and the travel, meals, lodging and other expenses directly related to accomplishing business travel objectives can be either:

- charged to the District's procurement card (if one has been issued to employee or elected official traveling) or
- reimbursed by the District

In either case, original receipts or equivalent evidence must be provided to support the expenses incurred. These receipts must be turned in within 60 days of the date the purchase was incurred. It is expected that staff and elected officials will be cost-conscious when spending District funds, and make all reasonable efforts to minimize their expenses related to travel, lodging, and meals. The maximum daily limit for meals and incidental expenses is \$71. Further, it is expected that Supervisors and Department Heads will be looking over their staff's charges even when the individual charges do not exceed the employee's approval limit as the travel costs may be broken into multiple charges that individually do not exceed the employee's approval limit but in total for a given trip would exceed that limit.

*Alcohol:* Consistent with the District's personnel manual direction, no alcohol purchases will be paid for by the District. Receipts for dining establishments must be provided in sufficient detail to document that no alcoholic beverages are being paid for by the District.



*Accidents:* Employees or elected officials who are involved in an accident while traveling on business must promptly report the incident to their immediate supervisor or the executive director.

**Mileage Reimbursement:** Mileage reimbursement is made for the use of personal motor vehicles for District business at the current rate allowed by the Internal Revenue Service. Employees and elected officials are required to track their mileage and submit the mileage logs to the Finance Department with the appropriate approval signatures in order to get reimbursement as outlined in the District's purchasing policy.

*Issues/Abuse:* Employees should contact their supervisor or the Finance Department for guidance and assistance on procedures related to travel arrangements, expense reports, reimbursement for specific expenses or any other business travel issues. Abuse of this business travel expenses policy, including falsifying expense reports to reflect costs not incurred by the employee, can be grounds for disciplinary action, up to and including termination of employment.

*Exceptions:* Where this policy does not cover a specific situation, the Executive Director retains the sole right to authorize exceptions to the policy related to employees only. Exceptions related to elected officials shall be referred by the Executive Director to the entire Board for resolution.

**Timeliness:** Consistent with IRS Publication 463, reimbursements must be submitted within 60 days of being incurred for such reimbursements to be considered made under an accountable plan and not subject to taxation. Any reimbursements submitted subsequent to 60 days will be paid through accounts payable and reported on their next paycheck and subject to taxation in compliance with IRS regulations.



**NRPA** 2016  
ANNUAL CONFERENCE  
GREAT IDEAS START HERE

**OCTOBER 5-8, 2016**  
AMERICA'S CENTER CONVENTION COMPLEX  
ST. LOUIS, MISSOURI

# **Preliminary Program**



[www.nrpa.org/Conference2016](http://www.nrpa.org/Conference2016)



**Mall and Streetscape Tables**

# Enjoy the Outdoors

**VISIT OUR BOOTH #2122**  
NRPA Conference St. Louis, MO  
**Oct. 6-7, 2016**



**Lantern Holders**

Across our different product lines there are hundreds of variations offering you choices in style, size, features, materials, and colors.

We design them and manufacture them ourselves... commercial quality products able to withstand years of use and exposure to the elements. Made in the USA since 1959.

Enjoy the Outdoors with Pilot Rock park, street, and camp site furnishings.



**Campfire Rings**

**Standard and Accessible Park Tables**



**Park Benches**

**PROUD SPONSOR**



NRPA 2016  
Parks Build Community  
Trojan Park Project, Wellston, MO



**Charcoal Grills**



**Bicycle Racks**



**Ash, Trash, and Recycling Receptacles and Lids**

Serving the Business of Recreation Since 1959



**RJTHOMAS MFG. CO., INC.**  
Cherokee, IA 51012 • Ph: 800-762-5002  
pilotrock@rjthomas.com  
www.pilotrock.com

**Pilot Rock**  
PARK • STREET • CAMP  
SITE PRODUCTS

# It's time to get out of your comfort zone.

The 2016 NRPA Annual Conference is about more than just sharing great ideas. It's about seizing new opportunities and facing challenges head on. It's about cultivating relationships with others who want to break out of the monotony. It's about challenging yourself and your peers to replace the typical with the extraordinary. Will you accept the challenge?

## THANK YOU TO THE SPONSORS OF THE 2016 NRPA ANNUAL CONFERENCE



# Schedule at a Glance

## REGISTRATION HOURS

### Monday, October 3

12:00 p.m. - 5:00 p.m.

### Tuesday, October 4

7:30 a.m. - 5:00 p.m.

### Wednesday, October 5

7:00 a.m. - 6:30 p.m.

### Thursday, October 6

7:30 a.m. - 6:30 p.m.

### Friday, October 7

7:30 a.m. - 5:00 p.m.

## EXHIBIT HALL HOURS

### Thursday, October 6

10:30 a.m. - 6:00 p.m.

### Friday, October 7

10:30 a.m. - 3:00 p.m.

\*Disclaimer: Due to unforeseeable circumstances, this information may change after printing.

PCW = Pre-Conference Workshop

## TUESDAY, OCTOBER 4

8:00 a.m. - 5:00 p.m.

Off-Site Institutes *(presented by St. Louis Local Host Committee)*

8:00 a.m. - 5:30 p.m.

PCW: Choose the Path to Certification CPRP

9:00 a.m. - 12:15 p.m.

PCW: Finding That Effective Public Speaker Inside Yourself

9:00 a.m. - 12:15 p.m.

PCW: Foundations of Leadership: "They" Know it when "They" SEE it

9:00 a.m. - 12:15 p.m.

PCW: Keeping Children Safe

12:30 p.m. - 4:45 p.m.

PCW: Agency Accreditation and CAPRA Visitor Training: A Mark of Excellence

1:00 p.m. - 4:15 p.m.

PCW: Branding Essentials to Attract Profitable Partnerships

1:00 p.m. - 4:15 p.m.

PCW: Coaching for Performance

8:00 p.m. - 9:30 p.m.

Gold Medal Reception *(By Invitation Only)*

## WEDNESDAY, OCTOBER 5

8:00 a.m. - 4:15 p.m.

Education Sessions

8:00 a.m. - 9:15 a.m.

George R. Butler Lecture

8:00 a.m. - 4:15 p.m.

Urban Monarch Conservation Mobile Workshop

8:30 a.m. - 5:00 p.m.

Off-Site Institutes *(presented by the St. Louis Local Host Committee)*

9:30 a.m. - 10:45 a.m.

Robert W. Crawford Lecture

12:00 p.m. - 1:30 p.m.

Ethnic Minority Society Luncheon

12:00 p.m. - 6:00 p.m.

Golf Tournament *(presented by St. Louis Local Host Committee)*

5:00 p.m. - 6:30 p.m.

NRPA Student Recreation Challenge

6:30 p.m. - 8:30 p.m.

NRPA Opening Reception: St. Louis Zoo *(sponsored by GameTime)*

## THURSDAY, OCTOBER 6

7:45 a.m. - 8:30 a.m.

Scholarship and Fellowship Welcome Breakfast

9:00 a.m. - 10:30 a.m.

NRPA General Session

1:00 p.m. - 5:15 p.m.

Education Sessions

1:00 p.m. - 3:15 p.m.

Healthy Parks Tool: A Mobile Workshop at the Gateway Arch

5:00 p.m. - 6:15 p.m.

Exhibitor Hosted Happy Hour

6:30 p.m. - 8:30 p.m.

NRPA Research Poster Sessions

6:30 p.m. - 7:30 p.m.

Best of the Best Ceremony *(sponsored by Vortex)*

7:30 p.m. - 8:30 p.m.

Best of the Best Reception

## FRIDAY, OCTOBER 7

6:30 a.m. - 7:15 a.m.

Sunrise Yoga

7:30 p.m. - 9:30 p.m.

5K Fun Run/Walk *(presented by St. Louis Local Host Committee)*

8:00 a.m. - 4:15 p.m.

Education Sessions

9:30 a.m. - 10:30 a.m.

Speed Sessions

4:45 p.m. - 6:45 p.m.

NRPA Closing General Session: Park & Rec. All Hands On Deck!

## SATURDAY, OCTOBER 8

10:00 a.m. - 12:00 p.m.

Parks Build Community: Trojan Park Dedication

For a more complete schedule including descriptions, locations and times, please visit [www.nrpa.org/Conference2016](http://www.nrpa.org/Conference2016)



**VISIT GREENFIELDS UNDER THE BLIMP!**



# FEATURED PROJECT:

**Anaheim Senior Center  
Anaheim, CA**



**GreenfieldsFitness.com  
888-315-9037**



**Greenfields  
Outdoor Fitness.**  
*Promoting Wellness & Fighting Obesity One Community at a Time.*

# Education

The 2016 NRPA Annual Conference is packed full of inspirational and innovative education sessions and workshops. More than 200 education sessions will cover a variety of tracks and in an array of formats. This is the best opportunity for park and recreation professionals to be challenged and learn from some of the top thought leaders in the field and beyond.

## Education Formats

A variety of session formats allow attendees to choose what fits their learning style best by getting out of their chairs to get active, spending time outside, interacting directly with speakers and much more.

- NRPA General Session
- Speed Sessions
- Pre-Conference Workshops
- Mobile Workshops
- The Creativity Zone
- Learning Playground
- Glass Room Sessions
- Learning Lab
- Off-Site Institutes

## Education tracks

The 11 education tracks allow attendees to follow a track that best suits their needs, or participate across all tracks for a well-rounded experience.

- Citizen/Advocacy
- Conservation
- Employee/Volunteer Management
- Health and Wellness
- Leadership and Management
- Planning, Design and Maintenance
- Professional Development
- Public Relations/Marketing
- Recreation Programming
- Revenue and Customer Service
- Sports

## Earn CEUs to Maintain Your Certifications

Attendees can earn at least 0.1 CEUs for attending most education sessions and have the potential to earn up to 1.7 CEUs total. To earn CEUs, attendees must attend the entire education session. Some sessions are not eligible for CEUs and this will be indicated in the Conference App and the onsite pocket guide.

## Stay Connected with the Conference App

Be sure to access the NRPA Annual Conference App for more event details and these useful features:



- Most up-to-date schedule information
- Real-time announcements
- Complete session descriptions and speaker bios
- Search exhibitor listings and locations
- Access the conference Twitter feed
- Create shareable custom itineraries



Download the app for your mobile device, or access the web version from any device here: [www.nrpa.org/Mobile-App](http://www.nrpa.org/Mobile-App)

Sponsored by  Greenfields Outdoor Fitness

# Pre-Conference Workshops

Get the most out of your trip to St. Louis by attending a Pre-Conference Workshop (PCW). Covering topics such as leadership, accreditation, certification and branding, these workshops provide hands-on instruction and in-depth information.

- Agency Accreditation and CAPRA Visitor Training: A Mark of Excellence
- Branding Essentials to Attract Profitable Partnerships
- Choose the Path to Certification – CPRP
- Coaching for Performance
- Finding That Effective Public Speaker Inside Yourself
- Foundations of Leadership: “They” Know It When “They” SEE It!
- Keeping Children Safe



## Off-Site Institutes

Sign up for an Off-Site Institute and join the Local Host for an inspiring tour of the unique cultural attractions in St. Louis. The Off-Site Institutes are eligible for CEUs.



- Downtown St. Louis Walking Tour
- Eagles, Elk and Owls, Oh My!
- From Dreams to Reality: What’s New in Recreation Facility Design
- Partners in Play – Exploring Creve Coeur Park
- Partnerships with the Past, Present and Future – Jefferson Barracks Park
- Paving the Way for All to Play
- River des Peres Greenway Walking Tour
- Touring Forest Park: A Revitalized & Treasured Resource
- Henry Shaw Legacy Tour

## Mobile Workshops

New this year, you have two great opportunities to get on the move and follow speakers on an educational journey. One workshop brings together experts to discuss the status and conservation of the monarch butterfly. The other will take you on a tour to assess the health benefits of the newly renovated Gateway Arch grounds.

- Urban Monarch Conservation Mobile Workshop - Dr. Chip Taylor, Dr. Karen Oberhauser
- Healthy Parks Tool: A Mobile Workshop at the Gateway Arch - Diana Allen, Janet Wilding



**Registration and an extra fee is required for all workshops and institutes, and CEUs are available. For detailed descriptions and to sign-up, visit [www.nrpa.org/Conference2016](http://www.nrpa.org/Conference2016)**



# Wednesday, October 5

## Education Sessions

### CITIZEN/ADVOCACY

Growing Your Non-Profit Partner - Tools to Strengthen Your Park(s) with Private Dollars and Volunteers **Jan Powis**

Setting Your Park Foundation's Cornerstone to Build Functioning Fundraising Organizations **Donald Ortale, Nathan Schaumleffel**

Arts in the Parks: Creativity & Civic Action **Meida McNeal, Angela Tillges**

Engage YOUth: It still takes a Village **Lakita Watson, Rickeda Fofana**

### CONSERVATION

Creating Environmental Likeability Through Recreation Programs **Jimmy O'Connor**  
Urban Monarch Conservation Mobile Workshop **Karen Oberhauser, Chip Taylor**

Tails, Trails and Cattails: Organizations Talking Natural Resource Management **Christopher Matthews**

"The Forgotten Park"—Transforming Municipal Cemeteries into Memorial Treasures **Cora Wright, Kim McKnight**

Why Innovation Matters **Dana Lonn, Jan Geden**

Renewable Energy and Revenue: Solar Fields for Parks **Joe O'Neill**

### EMPLOYEE/VOLUNTEER MANAGEMENT

Why Background Screening Is an Opportunity Not an Obligation **Deann Gibson**  
They Lied. They're Not Too Busy Attracting & Retaining Volunteers **Rich DiGirolamo**

Creating and Maintaining a Quality Internship Program **Julie Knapp**

Building Dynamic Teams: Assessment Centers for Hiring Amazing People **Jeffrey Muck, Jason Mangum**

Volunteers: The Few, The Empowered, The Indispensable! **Julianne Sacco**

### HEALTH & WELLNESS

Trends in Senior Centers: Health and Wellness **Jean Keller**

Putting the CDC's Obesity-Prevention Strategies to Work **Stephanie West, Diane Sauer, Darin Loughrey**

Get On Your Bike and Ride **Cheryl Burnette, Gregory White**

Parks for All: How Alaska is Pioneering Inclusive Play **Leah Boltz, John McConkey, Josh Durand, Ingrid Kanics**

Beyond Diversity and Inclusion – Promoting Equity within Parks and Recreation **Autumn Saxton-Ross**

Play Forever **Helle Burlingame**

Empowering Youth to Tackle the Obesity Crisis **Samuel Roberson, Dawn Burton**

Safe Routes to Parks **Rachel Banner**

Eliminating Health Disparities **Zarnaaz Bashir**

Engage Staff and Inspire Change through Health and Conservation **Allison Colman**

### LEADERSHIP & MANAGEMENT

The Economic Impact of Parks **Brendan Daley**

Cultivating an Exceptional Relationship with those that Govern You **Tom O'Rourke**

Risk Management for Parks and Recreation **Katherine Capps, Dirk Richwine**

The Benefits and Pitfalls of Outsourcing Aquatic Operations: Choose Wisely! **Nicole Van Winkle, Craig Dishman**

The 13% Club **Jamie Sabbach**

Are You a Leader or Manager - Who Cares? **Wade Walcutt, Tim Moloney**

Fun Facts and Safety Stats: The Water Safety Numbers Game **Rachel Griffiths, Tom Griffiths**

Don't Be a Chicken Little: Dispelling ADA Misperceptions **Sherril York**

Effectively Managing Multiple Aquatic Facilities **Adam Blackmore, George Deines**

What's New... and What Can I Do About It? **Chris Dropinski, Dylan Packebush**

Engagement: The Overused Meaningless Buzzword Killing Employees & Organizations **Rich DiGirolamo**

### PLANNING, DESIGN AND MAINTENANCE

Takin' Care of Business **Daniel Atilano, Stephen Gulden, Alex Brown**

Denver to Ferguson: Planning New Urban Parks and Corridors **Meredith Wenskosi, Bonnie Roy, Amanda Jeter**

Shaping Powerful Park Experiences: Embracing Creativity and Principles of Art **Guy Michaelson**

Integrating Long Term Operations and Maintenance into your Design Process **Leon Younger, Gregg Calpino, Tom Poulos**

Make a Splash: Creating Inclusive Water Play Destinations **John Foster, Jennie Sumrell**

The Lighted Schoolhouse – Shared Public School and Recreation Facilities **Andrew Rossa**

Public Art in Public Spaces **Elisabeth Murphy, Nick Lang, Don Gerling**

Multi-Use Trails: The Skinny on How to do Them Right! **Eric Oberg, Brian Housh**

### PROFESSIONAL DEVELOPMENT

Going Beyond the Degree: Real Life Education **Kate Mattison, Shannon Sorrell, Troy Euton, Ines Palacios**

From the Gym to the Office: Navigating Career Advancement **Lakita Watson**

Reimagining Risk Management: Getting Beyond Fear of Litigation **Allen Cooper**

Jazz Hands & Comic Sans: Public Speaking, Theatrically! **Michael Bork**

Those Who Tell the Stories Rule the World **Shannon Keleher**

How to Stay COOL When Things Heat UP! **Jan McLaughlin**

So You Want to Be a Director? Secrets Unveiled! **Rick Herold, Sue Black, Rod Tarullo**

"Cardinal" Rules of Parks & Rec Technology **Laura Williams, Ben Denissen, Len Pettiford, Nicholas Hermes**

Can I hear YOU? Recharging Your Communication Skills **Gail Alofsin**

Agency Accreditation Basics: The Whys and Hows of CAPRA Accreditation **Dirk Richwine**

### PUBLIC RELATIONS/MARKETING

Want to Make \$175k Online for Black Friday? Here's How! **Jenise Jensen**

Schmoozapalooza - Get Your Net Working - Online and Off **Jodi Rudick**

Magnetic Marketing **David Carter**

How to be Successful at Sponsorship Sales **Sylvia Allen**

Marketing Strategies for the Digital Age **Jessica Ireland, Michael Kalvort**

Outreach Strategies and Successful Partnerships for Limited English Speaking Populations **Angela Smith, Jeniffer Calleja**

Standing Out In The Crowd: Engaging Communities With Social Media **Matt Carusona, Cara McLeod**

### RECREATION PROGRAMMING

Reimagining Military Recreation - The New Challenge for ALL Communities **Matthew Enoch, Carol Potter**

Outdoor Adventure Pursuits: Xtreme to Main Stream **Teresa Penbrooke, Michael Clark**

The Silver Rainbow: Programming for LGBTQ Seniors **Randy Wiger**

Creating Safe Park Golf Leagues for Youth - Easy as 1-2-3 **John Johnson**

Active Adults: Best of the Best: North, South, East, West **Lynda Cochran**

**Teresa Grodsky, Rhonda Pollard**

Latino Programs Success: The Outreach Approach **Nydia Ocasio, Carlos Ocasio**

The Tween Scene: Creative Programming for Older Youth **Joseph Seastrom**

Recreation Program Hacks: 60+ Innovative Ideas in 60 Minutes **Elisabeth Weaver**

Power Positioning Through Positive Youth Development **Adriane Clutter, John Henderson**

Engaging Youth Through A Leadership Academy **Claudine Bennett, Addie Weaver**

Connecting People to Parks: News from the Bike World **Martha Roskowski**

### REVENUE/CUSTOMER SERVICE

Who Has Time for Fundraising? **Molly Hetrick**

Signed Sealed Delivered - 7 Non-negotiables of Customer Service **Gail Alofsin**

Business Adventures in Parks & Rec **Michael Klitzing, Mark Westermeier**

Making Food & Beverage Your Park District's Biggest New Asset **Michael Holtzman**

Customer Service Boot Camp: Back To The Basics For Professionals **Iris Pahlberg, Peterson, Annie Olson**

Strategic Financial and Operational Management: Your First Objective! **Chris Nunes**

Getting in Your Customers' Way? **Jan McLaughlin**

# Wednesday, October 5

## SPORTS

Municipal Golf 2020: For Modernizing Your Golf Operation **Richard Singer**

## NRPA RESEARCH SESSIONS

### Built Environment

An urban park renovation alters constraints for nearby residents **Kindal Shores, Stephanie West, Andrew Frost**

Use of IVE in Mapping Perceived Safety in a Park **Yujia Zhai, Jordan Smith, Perver Baran, Payam Tabrizian, Myron Floyd**

A qualitative assessment of Open Streets Initiatives across the U.S. **James Hipp**

### Community Programming

User And Non-User Perceptions Of Dog Park Benefits **Edwin Gomez, Lindsay Usher, Eddie Hill**

Recommendations by Older Adults Concerning Community Leisure Service Delivery **John Dattilo, Amy Lorek, Jacqueline Mogle**

Insights from women's sport participation: Implications for programing and management **Heather Bell, Heather J. Gibson, Liza Berdychevsky**

### Family Wellness

Family Diabetes Camp: Fostering Resiliency Among Campers And Parents **Ron Ramsing, Eddie Hill, Mellisa Turnage, Betsy Kennedy, Takeyra Collins, Jennifer Goff**

Impact of Family-Based Nature Activities on Health and Family Wellness **Aaron Ebata, Dina Izenstark**

Parental Permission, Built Environment, And Children's Physical Activity **Jason Bocarro, Robin Moore, Perver Baran, Jong Lee**

### Gender and Race Based Experience

Exploring Gender Differences in Perceived Constraints to Competition Climbing **Kate Evans, Ryan Gagnon**

"Are There Any Activities?" Black Mothers' Perceptions And Choices **Augustus Hallmon**

Addressing Young Chinese Visitors' Cultural Expectations Towards Public Recreation **Nuno Ribeiro, Leah Malsom**

### Healthy Environments

Trust, Conservation, and Communication: Challenges of Lethal Deer Management **Eric Knackmuhs, James Farmer**

The Effects of Wildlife-Inspired Awe on Parks and People **Jonathan Hicks**

Recreation Management in Cougartown **Jonathan Hicks**

### Influences of Adults in Youth Recreation

Constraints and Affordances in Intergenerational Play **Lynda Cochran, Sarah Agate, Joel Agate**

Exploring the Influence of Overparenting on Recreation Program Outcomes **Barry Garst, Ryan Gagnon**

Does Intentionality Matter? Examining Camp Director Practices that Influence Outcomes **Barry Garst, Ryan Gagnon**

### Innovations in Programming

SNAP at a Park Run Farmers' Market: Does it Matter? **Angela Babb, Sara Minard, James Farmer**

A Collaborative Approach to Afterschool Programming: The CARE Now Program **Eddie Hill, Jennifer Goff, Tammi Milliken**

Campus outdoor recreation programs: Barriers to reaching underserved communities **Genevieve Marchand, Paul Sanford**

### Program Development and Evaluation

Design-Build Construction and the Neighborhood Spray Park **Tricia Jordan, Paula Upright**

Case Study: Use of P3s in rural community event facilities **Tricia Jordan, Paula Upright**

Performance Appraisals in Recreation: A 10-Year Follow Up Study **Michael Mulvaney**

### Research in the 21st Century

Recreation at Work: More Than Just Fun and Games? **Mark Widmer, Mat Duerden, Stephen Courtright, Andrew Lacanienta**

Understanding motivations of Location Based Mobile Games (LBMG) players **Linda Oakleaf**

After Camp Matters: Engage Youths In The Digital Landscape **Corliss Outley, Yiju Wu**

## Social Equity for Health

Experiential Cross-Cultural Learning through Leisure among International Students **Hongping Zhang, Monika Stodolska, Yilun Zhou**

Food Environment and Leisure among Mexican Immigrants in the U.S. **Maggie Phan, Monika Stodolska**

Healing Recreational Spaces of Refuge for Black Youth **Corliss Outley, Aishia Brown**

## Social Outcomes for Older Adults

Implications of Social Relationships on Health in a Community Center **Troy Glover, Craig Colistra, Dorothy Schmalz**

Psychosocial influences on physical activity involvement among the elderly **Sunwoo Lee**

Promoting Team Sport Participation among Older Women: Why and How **Stephanie West, Julie Son, Toni Liechty, Jill Naar**

## Youth & Adolescents

Teens & Cyberbullying: Is The Internet a Safe Place? **Brooke Burk, Kristi Montandon, Iryna Sharaievska, Rachelle Fuller**

Social-Emotional Learning in Afterschool Programs Linked to Improved School Behaviors **Laurie Van Egeren, Jamie Wu**

## Golf Tournament

*presented by the St. Louis Local Host Committee*

- 12:00 p.m. - 6:00 p.m. | The Courses at Forest Park | Entry fee: \$100
- Includes: Transportation, greens fee, cart fees, range balls, box lunch, on course beverages, light appetizers, on course contests, contest awards

## Robert W. Crawford Lecture

- This forum provides an opportunity to raise awareness to current and future challenges faced in the park and recreation profession.

## George R. Butler Lecture

- The kick-off of the 2016 NRPA Research Sessions - an international forum for scholarly exchange and discussion about leisure.

## Off-Site Institutes

- Downtown St. Louis Walking Tour
- Eagles, Elk and Owls, Oh My!
- From Dreams to Reality: What's New in Recreation Facility Design
- Partners in Play - Exploring Creve Coeur Park
- Partnerships with the Past, Present and Future - Jefferson Barracks Park
- Paving the Way for All to Play
- River des Peres Greenway Walking Tour
- Touring Forest Park: A Revitalized & Treasured Resource
- Henry Shaw Legacy Tour

## NRPA Student Recreation Challenge

- 5:00 p.m. - 6:30 p.m. | Forest Park
- Teams of students will compete in an amazing-race style competition that will test their park and recreation knowledge, navigational skills, teamwork and creativity! The winners will be revealed at the Opening Reception!

## NRPA Opening Reception at the St. Louis Zoo *(sponsored by GameTime)*


- 6:30 p.m. - 8:30 p.m.
- Come take a walk on the wild side! Join us at the St. Louis Zoo for an evening of networking, live music, food and fun. Special guests include penguins, apes, stingrays and more!

# Thursday, October 6

## NRPA General Session featuring Scott Sampson

9:00 a.m. - 10:30 a.m. America's Ballroom, America's Center Convention Complex

Get ready to be inspired by 2016 keynote speaker Scott Sampson. Best known as "Dr. Scott," of the Emmy-nominated PBS KIDS television series *Dinosaur Train*, Dr. Scott is a dinosaur paleontologist, science communicator, museum executive and passionate advocate for connecting people with nature. He is also the author of *How to Raise a Wild Child* which reveals how adults can help kids fall in love with nature.



### Education Sessions

#### CITIZEN/ADVOCACY

The Art of Building a Better Haystack with Your Data **Nick Bowden**  
Federal Policy and Legislation Impacting Conservation, Health and Wellness and Social Equity **Dave Tyahla**  
Crucial Conversations **David Carter**

#### CONSERVATION

A Case Study of Forest Park Forever's Nature Works Collaborative **John O'Gorman, Jean Turney**  
ZIKA: Get the buzz on protecting yourself and your communities. **Christopher Matthews**

#### EMPLOYEE/VOLUNTEER MANAGEMENT

Lessons on Employee Retention - Back to the Square Root **Brian Albright, Kirk Kincannon**  
Retirement, Take Two! Returning to the Field After Retirement **Michael Mulvaney**  
From Generation Y to the Greatest Generation: Generational Demographics **Kirsten Barnes**

#### HEALTH & WELLNESS

Parks, Trails and Health: New Opportunities to Improve Health and Reduce Inequalities **Douglas Kupper, Dee Merriam, Brice Maryman**  
Expanding your System through Pop Up Play! **Jamie Rae Walker, Corliss Outley**  
Healthy Parks Tool: A Mobile Workshop at the Gateway Arch **Diana Allen, Janet Wilding**  
Park Prescriptions: Nature is the Medicine **Zarnaaz Bashir**  
Falls Prevention as the Gateway to Active Seniors **Sallie Thoreson, Maureen Hart**  
Motivation to Move: Increasing Physical Activity for Intergenerational Users **Jennie Sumrell**

#### LEADERSHIP & MANAGEMENT

The Jury is Out! New Aquatic Court Cases (2016 edition) **Tom Griffiths**  
The Recreation Conundrum: Synchronizing Physical and Program Accessibility **Sherril York**  
Managing Loss - Dealing with the Unthinkable **Sandra Kellogg**  
Serving Diverse and Special Populations at Your Aquatics Facility **Lisa Moore, Ines Palacios**  
Culture: What is Yours? **Tom O'Rourke, Stephen Bentley**  
How Performance Measures Can Help You Solve Your Business Mysteries **Jeff King, Jenise Jensen**  
CAPRA Accreditation: You can do it! **Shauna Lewallen, Greg Morris**  
What Do The Rearview Mirror And Crystal Ball Tell Us? **Neelay Bhatt, Leon Younger**  
Is Your But Too Big **Jamie Sabbach**  
Learning Your Leadership Style Through Playing With LEGO **Jeffrey Harry**

#### PLANNING, DESIGN AND MAINTENANCE

Destination Bike Park Fundamentals: Funding, Development, Programming and Economic Impact **Nat Lopes, Kara Kish**  
Information is Not Knowledge: Parks Planning in the Information Age **Eamonn Hutton, Barbara Heller**  
New Models and Metrics for Parks System Planning **David Barth**  
The Power of the Destination Playground **Julie Aldrich, Chuck Stifter, Michael Hecker**  
Telling Your Story: Operations and Maintenance Planning **Jeff Bransford, Austin Hochstetler**  
So, Parks & Rec Inherited Public Art - Now What?! **Diane Ruggiero, Meridith McKinley**

#### PROFESSIONAL DEVELOPMENT

Would You Hire You? - A Job Candidate's Gauntlet **Martin Dease, Gerry Logan**  
Crouching Confidence, Hidden Questions: Ninja-Level Interview Skills **Michael Bork**  
Innovation - Vision into Reality **Idris Al-Oboudi**  
Tackling Bias for More Inclusive Parks and Outdoor Spaces **Ava Holiday**  
COAPRT Program Training **Candace Vick**  
Parks & Recreation Professionals as City Managers **William (Bill) Smith**  
COAPRT Visitor Training **Candace Vick**

#### PUBLIC RELATIONS/MARKETING

The Media: Friend or Foe? **Steven Stoler**  
Leveraging Social Media as a Communication Tool **André Pichly**  
Viral & Guerrilla Marketing: No-Cost Marketing Strategies **Frank Carson**

#### RECREATION PROGRAMMING

WOOHOO! Fifty Fast & Furious Games in Fifty-Five "Fun"utes! **Paul Wright**  
LGBTQ 101 for Recreation Professionals **Randy Wiger**  
Putting the Puzzle Together: Behavioral Accommodations for Individuals with Autism **Susan Potts**  
Learning How to Include Children with Disabilities into Summer Camp **Kimberly Miller, Stuart Schleien, Carla Roth, Ginger Walton**  
Tetrads: The Cool Fun Thought Provoking Program Development Tool **Rich DiGirolamo**  
Malcolm X Opportunity Center **Toni Thompson**

#### REVENUE/CUSTOMER SERVICE

Build an Award-Winning Brand on Customer Service **Neelay Bhatt, Lindsay Labas**  
Getting Your Board Excited About Fundraising **Molly Hetrick**  
Special Events: The Do's, The Don't's, the Maybe's **Chris Nunes**  
Survey Mania! - How to develop Satisfaction Surveys that Satisfy **John Henderson**  
Participation Trends Among Sports and Recreational Activities in the US **Dustin Dobrin, Nick Rlgitano**

#### SPORTS

Participation Trends Among Sports and Recreational Activities in the US **Dustin Dobrin**  
Practical Solutions for Marketing Youth Sports Programs **John Engh, Angie Toebben**

# Thursday, October 6

## NRPA RESEARCH SESSIONS

### Community Spaces

Building community through re-use of vacant lots in Chicago's neighborhoods  
**William Stewart, Paul Gobster, Carena van Riper, Douglas Williams**

Farmers' Markets As Community Spaces: Perception Of Low-Income Families  
**Stephanie West, Iryna Sharaievska, Melissa Weddell**

Homelessness and Long-term Occupancy in National Forests and Grasslands  
**Joshua Baur, Lee Cerveny**

### Program Evaluation

An Assessment Of Outdoor Recreation And Wildlife Participation In Oklahoma  
**Stephen Beck, Catalina Palacios**

Participant Drawings as Visual Data **Lynda Cochran, Sarah Agate, Joel Agate**

Examining the Efficacy of a Model of Recreation at Work **Mark Widmer, Mat Duerden, Stephen Courtright, Andrew Lacanienta**

### Satisfaction, Coping and Rehabilitation

Leisure Participation Before and After Substance Abuse Recovery **Justin Harmon**

Leisure among Military Couples Post Deployment **John Dattilo, Derrick Taff, Kelly Davis, Jeremy Moeller**

Event Satisfaction, Involvement, and Life Satisfaction at a Walking Event **David Shonk, Masayuki Yoshida, Kohji Wakayoshi, Mikihiro Sato**

### Stress Management for College Students

Experiencing Leisure for an Engaged Life among College Students **Shintaro Kono, Yumiko Hagi**

Positive Outcomes of Leisure Education in College Students **Denise Anderson, Ryan Gagnon, Katherine Jordan, Kellie Walters, Brandon Harris, June Plicher**

International Students: Leisure Engagement and Acculturative Stress **John Collins, Susan Burton, Jean Keller, Selverio Pacleb**

### Tech Savvy Data Collection

Update: Assessing Recreation Use Via Cameras And Timelapse2 Analysis Software **Jeffrey Hallo, Jessica Fefer, Geoffrey Riungu, Garrett Stone**

Repurposing Public, Outdoor Webcameras For Physical Activity Surveillance **James Hipp**

Clicks, Openings, and Impressions: Navigating Contemporary Online Survey Research **Ryan Gagnon, Garrett Stone**

### Youth Development and Health

Repeated Conference Visits: Effect on the Place Bonding of Youth **Stephen Beck, Kevin Fink, Donna Lindenmeier**

Impact Assessment of Youth Knowledge and Attitudes toward Water Safety **William Ramos, Angela Beale, Austin Anderson**

Management and Benefits of Recreation Programs Addressing Youth Gang Involvement **Kimberly Shinew, Monika Stodolska, Liza Berdychevsky**

## Exhibitor Hosted Happy Hour

- 5:00 p.m. - 6:15 p.m.
- Stick around the Exhibit Hall for a fun-filled hour of socializing, testing new products, and enjoying food and beverages.

## Best of the Best Awards Ceremony (sponsored by Vortex)

- 6:30 p.m. - 7:30 p.m. (Reception immediately following)
- This annual ceremony recognizes the inspirational people and programs that remind us daily of the phenomenal work being done in the field. This includes the 2016 National Award recipients, newly accredited and re-accredited park and recreation agencies and academic programs, the 2016 Young Professional Fellows, Diversity and Student Scholarship recipients, the Park Champion of the year, and professionals who have recently achieved their CPRP or CPRE designations. *Light reception to follow.*


## NRPA Research Poster Sessions

- 6:30 p.m. - 8:30 p.m.
- Please join us for an opportunity for students, professors and professionals to get together and discuss areas of mutual interest in order to support each other's efforts in providing exceptional service to our constituencies.



**Exhibit Hall Hours**  
**10:30 a.m. - 6:00 p.m.**

# Friday, October 7



## Sunrise Yoga

6:30 a.m. – 7:15 a.m.

Before you stretch your mind in education sessions and stretch your legs in the exhibit hall, start your day off with a full body and soul stretch at the free Sunrise Yoga event.

## 5K Fun Run and Walk

Presented by St. Louis Local Host Committee

7:30 am – 9:30 am | Entry fee: \$35 | Includes: T-shirt, transportation, post-race refreshments.

What is parks and recreation without a little exercise? Join hundreds of your peers for a 5K run or 1 mile walk at the riverfront in downtown St. Louis.

Register at [www.nrpa.org/Conference2016](http://www.nrpa.org/Conference2016)

## Education Sessions

### CITIZEN/ADVOCACY

Balancing the Business Model with the Social Service Model **Becky Stidham Janet Bartnik, Jamie Polley**

Developing Agency Ambassadors: Closing the Loop on Customer Feedback **Claudine Bennett, Ryan Davis**

Home of the Brave: How Skateparks Save Lives **Peter Whitley**

### CONSERVATION

Lessons from the Legends: America's Best Idea **Daniel Dustin**

Keeping Your Head Above Water: Drought, Dollars and Conservation **Karen Galt, Joelle Hammerstad**

To LEED or NOT to LEED **Michael Andresen, Michael Bell**

Connecting Youth with Nature: Environmental Awareness through Leave No Trace **Ron Ramsing, Eddie Hill**

Urban Paradises: How to Put Nature Back into the City **Joel Baldin, Andy Howard, Robert Foster**

Park and Recreation's Role in Addressing Climate Change **Ana Alvarez**

### EMPLOYEE/VOLUNTEER MANAGEMENT

How to Get People to Do Their Flat Out Best **Jane Adams**

Training Platforms: Becoming a Resource to Staff, Parents & Coaches **Mindy Dodge, Amber Milne**

Stack the Deck in Your Teams Favor **Keith Fulthorp**

### HEALTH & WELLNESS

Leveraging Community Resources for Collective Impact: Recreation and Food Access **Phillip Fleischmann**

Measuring Health in your Community using iSOPARC **Michael Kanters, Jason Bocarro**

Evidence and Impact of Programming **Rachel Banner**

Parks and Playgrounds: Grade Your Play and Fitness **Derek Arledge**

### LEADERSHIP & MANAGEMENT

Leadership Boot Camp: The Right, Wrong, & Army Way **Gary Gates**

Why Team Building Isn't Enough – Creating a Culture of Success **Craig Ward, Josh Wells**  
Defining the Alliance that will Steward the CityArchRiver Area **Ted Spaid, Cameron Sholly, Susan Trautman**

Comeback City: The Story of the Detroit Parks and Recreation **David Miller, Alicia Bradford**

Our Story, Our Voices: A Journey From the Workplace, to the Literature **Sonya Shaw**

Counting What Counts: Using Data to Drive Real Change **Bobbi Nance**

Leading "The Way": Creating A Winning Culture in Your Department **Kirsten Barnes**

Prevent the Next Lawsuit: Understand Why People Sue **James Moss, Merry Moiseichik**

The Future of Parks: A Recipe for Success **Ian McLaughlin, Ian Proud**

Demystifying the Cooperative Purchasing World- How does it work? **Jennifer Sulentic**

## PLANNING, DESIGN AND MAINTENANCE

Reborn on the Bayou **Michael Robinson, Joe Turner, Scott McCready, Guy Hagstette**

Growing Our Youth With Nature-based Playscapes **Laurie Harmon, Laurel Harrington**

Innovation In Action: How Grass Fields Can Be Used More **Jerad Minnick**

Landscape Performance to Demonstrate Impact **Barbara Deutsch**

Recreation Center Stew **Mick Massey Craig Bouck**

Planning for Inclusion: Revisiting Your ADA Transition Plan **Tim Zelek, Jennifer Skulski**

Stories and Statistics: Understanding Homelessness in our Parks and Cities

**Stephen Bentley, Jesse Bridges, Jesús Aguirre, Briana Hensold**

## PROFESSIONAL DEVELOPMENT

Delivering YOUR TED Talk: How To Speak So People Listen **Neelay Bhatt**

Peer Today, Supervisor Tomorrow: The Road to Leadership **Dietrich Williams, Tiffany Johnson**

Gold Medal Award Panel Session **Mary Beth Thaman, Anita Pesses, Kent Perkins, Jan Arnold, Raymond Bivens and Darryl Crittendon**

## PUBLIC RELATIONS/MARKETING

How to Handle Social Media Criticism, Protecting Your Reputation **Gabriel Castillo**

Drones in the Park - Threat or Opportunity? **William Pritchett**

Putting the Me in Media **Brooke Peterson**

A Parks & Recreation Department Marketing Case Study **Tim McCoy**

## RECREATION PROGRAMMING

Voices Remembered **Eyvette Ruiz**

Taking it to the Streets: Meet Alexandria's Mobile Art Lab **Diane Ruggiero**

Trends with Millennials in Adventure Sports **Robert Kauffman**

Recreation-Home School Edition **Monica Haugen**

Promoting Health and Wellness Through Service Learning – Mobilize your Community **Lori Irwin, Lynn Dominguez**

Know Before: Best Practices in Lightning Safety **Randy Smith, Dana Kasler**

## REVENUE/CUSTOMER SERVICE

Destination 2020: Recreation and Tourism Trends **Joe DeLuce, Jayne DeLuce**

Unraveling the Grant Writing Conundrum: Securing Resources for the Future **Ron Ramsing, Eddie Hill**

Pricing and Cost Recovery – Beyond the ABCs **Pat O'Toole**

Defusing & Resolving Difficult Customer Issues **Idris Al-Oboudi**

The Cutting-Edge Bond Agreement Sustaining St. Louis' Forest Park **Greg Hayes, Lesley Hoffarth**

Improving the Profitability of Municipal Golf: Tips, Ideas, and Discussion **Richard Singer**

## SPORTS

Senior Games: Everyone Can Play **Teresa Grodsky**

The Good, The Bad, and The Ugly In Youth Sports **Joel Fish**

Pickle On! Managing Municipal Pickleball **Kira Peters**

# Friday, October 7

## SPEED SESSIONS

#NoMoreBoringMeetings **Shannon Keleher**

Five or Six Reasons to Use Recreation Program Workload Analysis **Steve Cherveney**

Lead to Succeed: Four Pillars of Sustainable Leadership **George Deines**

Parks and Recreation Centers: A Hub for Summer Opportunities **Rachel Gwaltney**

Developing a Culture of Professional Growth through Learning Communities  
**Anthony Iracki**

The Laughter Yoga Experience: Yes, It Is a REAL Thing! **Michael Bork**

Bringing More Play into Your Community the GREEN Way **Michelle Kelly**

What's My Next Professional Step? Can I Be an Executive? **Daniel Hernandez**

Gateway to Nature Connections through Mermaids and Fairies **Margaret Russell**

Parks for Newcomers (Immigrants and Refugees) **Som Subedi**

Parks: Catalyzing Social Change on Climate Change **Oksana Shcherba**

Engaging Law Enforcement in a Positive Way...Beforehand **Ben Johnson**

Programming For Future Youth: Trends, Characteristics, And Programs **Joseph Lovell**

Rebuilding Morale - Creating a Happy, Committed Workforce **Gabriel Castillo**

20 Minutes to Expand Your Services and Survive **Matt Wehby**

Great Leaders Ask Great Questions **David Carter**

Full STEAM Ahead! **Tiffany White**

Walking in Parks for Daily Mental Health and Fitness **Gary Morgan**

Innovate from the Inside Out **Kurtis Baumgartner**

The Power of Play **Kyle Sandine**

Inclusion Matters: Making Play a Priority for Everybody! **Lisa Moore**

Dr. Seuss Was a Genius! The Science of Storytelling **Shannon Keleher**

The KEE to Success: Knowledge, Efficiency, Engagement **George Deines**

Three Strikes & You're Out - Solutions to Persistent Behavior Problems **Mark Johnson**

Recreation Center Standards Manual **Deb Schoen**

Using Your Employees To Share Your Story **Jennifer Davies**

Innovative Ideas for Health and Wellness in the Workplace **Maddie Kelly**

The Change Curve - Accelerating Change, and Increasing its Success **Gabriel Castillo**

Managers on Bikes: How to Manage Parks from a Bicycle **Bill Tyler**

Our Parks are Outdoor Classrooms **Mark Young**

Education: The Difference Between Mediocrity and Excellence in Customer Service **Tom Diehl**

Prescribed Leadership **Barbara Heller**

Rethinking 21st Century Civil Infrastructure **James LaGro**

Welcoming and Inclusive Communities: It's Everybody's Business **Zulma Maciel**

Teen Programming 101: Focus Group Findings of Teen Recreation Interests  
**Christopher Horsley**

Get Active: Promoting Fitness to Your Diverse Population **Jennifer French**

Recess for Adults AKA Play Like a Kid! **Kerri Schiller**

Committing to Inclusion: Supporting the Development of All Children **Lisa Moore**

2PlayTogether: Fostering Friendships Through Play-Based Playground Activities  
**Jennie Sumrell**

Have Passport-Will Travel: Empower Staff To Explore YOUR Parks **Annie Olson**

Inclusion, Public Accommodations and Playing Fields **Ashland Johnson**

## NRPA Closing General Session: Parks & Rec, All Hands on Deck

• 4:45 p.m. - 6:45 p.m.

• ATTENTION ATTENDEES: Your mission, should you choose to accept it, is to join thousands of your peers for a finale session like none other and a demonstration that you won't soon forget. This surprise will be worth the wait, so make sure you mark this session on your schedule.




**Exhibit Hall Hours**  
**10:30 a.m. - 3:00 p.m.**

# 2016 Parks Build Community: Trojan Park



This year, NRPA partnered with Great Rivers Greenway, the regional parks and trails district in the St. Louis region, and the city of Wellston, Missouri to transform a vacant lot into a vibrant community park as part of NRPA's annual Parks Build Community initiative. NRPA's vision for the park is simple: expand opportunities for residents of all ages to be active and come together as a community.



Join us for the opening ceremony of Trojan Park at 10 a.m. on Saturday, October 8, 2016.

## THANK YOU TO THE 2016 PARKS BUILD COMMUNITY SPONSORS



Learn more at [www.nrpa.org/ParksBuildCommunity](http://www.nrpa.org/ParksBuildCommunity)

# Exhibit Hall Highlights

## Try It Before You Buy It

More than 400 exhibitors will be showcasing amazing new products and services.

## Build-A-Bear®

Visit the NRPA Member Area to learn how to get the most out of your membership, and take home a limited edition NRPA Build-A-Bear® (while supplies last).



## Extreme Sports Demo

You won't believe what these extreme athletes will be doing in the Exhibit Hall!

## Exhibitor Hosted Happy Hour

Stick around the Exhibit Hall for a fun-filled hour of socializing, testing new products, and enjoying food and beverages.

## Prizes and Cash Giveaways

Visit the exhibit hall for hourly gift card giveaways and cash prize drawings during the Happy Hour.

## Education in the Exhibit Hall

- The most interactive sessions happen in the **Learning Playground** where you will interact with speakers and break a sweat.
- Intended for director and executive-level professionals, the **Glass Room Sessions** focus on trending issues and challenges.
- Visit the **Learning Lab** for health and wellness demonstrations covering new trends, free nutrition education tools and creative physical activities.





# Ways To Save

- Save up to \$240 by registering before the Early Bird deadline, August 16.
- NRPA Premier Member Agencies who purchase four full package registrations get the fifth registration for FREE!
- Become a member! Non-members receive one year of membership with registration. Members enjoy so many great benefits, even beyond the conference.
- Volunteer and your registration fee can be greatly reduced or you may even be able to attend for free.



# Why Should I Attend?

- 75% of attendees come to network. Whether that means meeting new people, reconnecting with colleagues or learning from the best in the business, there are many opportunities to network.
- You need to try it before you buy it, right? Visit the Exhibit Hall to test out amazing cutting edge equipment and products from top brands.
- 88% of past attendees have been satisfied with their overall experience - you can be too!
- Everyone will be there! Don't be left out of the largest annual gathering of park and recreation professionals under one roof.
- Return to your department inspired, refreshed, full of new ideas and with a better understanding of how to best serve your community.

**“The education sessions were outstanding and the networking opportunities are endless.”**

**-Darren Lewis,  
Mount Airy Parks & Recreation**

# REGISTRATION FORM

By completing and submitting this registration form, you agree to NRPA's [Policies and Terms of Registration](#). NRPA encourages you to read these policies and terms carefully. They can be found at [www.nrpa.org/conference2016/registration-terms](http://www.nrpa.org/conference2016/registration-terms)

Print carefully. Your badge will be created from this information.

NRPA Member # \_\_\_\_\_

First Name \_\_\_\_\_ MI \_\_\_\_\_ Last Name \_\_\_\_\_

Nickname (name for badge) \_\_\_\_\_ Title \_\_\_\_\_

Organization \_\_\_\_\_

Address \_\_\_\_\_

City \_\_\_\_\_ State \_\_\_\_\_ Zip \_\_\_\_\_ Country \_\_\_\_\_

Office Phone \_\_\_\_\_ Fax \_\_\_\_\_

Email \_\_\_\_\_

Birthdate\*\* \_\_\_\_\_

NOTE: GUEST REGISTRATION IS FOR NON INDUSTRY ATTENDEE/GUEST ONLY. EDUCATION SESSIONS ARE NOT INCLUDED IN GUEST REGISTRATION

Guest First Name \_\_\_\_\_ Last Name \_\_\_\_\_ Badge Name \_\_\_\_\_



### REGISTRATION QUESTIONS?

Call: 888.385.8010 (toll-free U.S. & Canada)  
972.349.5891 (International)

Fax: 972.349.7715

Email: [nrpa@wyndhamjade.com](mailto:nrpa@wyndhamjade.com)

NRPA makes available its mailing addresses to exhibitors who provide products and services to the park and recreation community. Please check here if you prefer not to be included in these lists.

NRPA sends out promotional emails on behalf of exhibitors concerning their products and conference promotions. Please check here if you prefer not to be included in these emails.

**PLEASE DO NOT MAIL OR FAX REGISTRATION FORMS AFTER SEPTEMBER 9, 2016 — REGISTER ONLINE OR ONSITE.**

CERTIFICATION DESIGNATION:  CPRE  CPRP  CTRS  CPSI  AFO  APRP  Other \_\_\_\_\_



Do you need any reasonable modifications during the conference? If Yes, please explain.

### ATTENDEE INFORMATION:

- Employer Type:
  - Child Care Agency
  - College or University
  - Federal Government
  - Independent Consulting Firm
  - Insurance Company
  - Landscape Architect/Design Firm
  - Municipality/Park District/County
  - Not-For-Profit Organization
  - Playground Equipment
  - School District
  - State Government
  - Other \_\_\_\_\_
- Your Agency's Annual Budget:
  - Under \$500,000
  - \$500,001 to \$2.5 Million
  - \$2.51 to \$10 Million
  - More than \$10 Million
  - Unsure of budget size
- Occupation (check one)
  - Park & Recreation Professional
  - Armed Forces Recreation Professional
  - Lay Citizen/Civic Leader
  - Consultant
  - Educator/Researcher
  - Industry Supplier
  - Non-Profit Service Provider
  - Volunteer/Coach
  - Retired Professional
  - Student
  - Related Profession (Landscape Architect, Agronomist, Historian, Naturalist, Mechanic, etc.)
- Occupational Level (check one)
  - Staff
  - Middle Management
  - Executive Management
- Area of Responsibility (check all that apply)
  - Administration
  - Armed Forces Recreation
  - Arts & Cultural Resources
  - Aquatics
  - Athletics & Sports
  - Citizen
  - Education
  - Inclusion & Accessibility
  - Information Technology
  - Leisure & Aging
  - Maintenance & Facilities
  - Marketing & Communications
  - Park Resources
  - Sustainability
  - Tourism & Special Events
  - Volunteer Management
  - Youth Services
  - Other \_\_\_\_\_
- Your Purchasing Role:
  - Make final decision
  - Make final recommendation
  - Part of recommendation process
  - No role
- Education Level:
  - Trade, Technical, Vocational Training
  - High School  Some College
  - Associate's  Bachelor's
  - Master's  Doctorate
- What Certifications Interest You?
  - AFO - Aquatic Facility Operator
  - CPRE - Certified Park and Recreation Executive
  - CPRP - Certified Park and Recreation Professional
  - CPSI - Certified Playground Safety Inspector
  - Other \_\_\_\_\_
- Gender:
  - Male  Female
- Race/Ethnicity (check all that apply)
  - African American/Black
  - American Indian/Alaska Native
  - Asian
  - Hispanic/Latino
  - Native Hawaiian/other Pacific Islander
  - White
  - Other \_\_\_\_\_
- Is this your first NRPA Annual Conference?
  - Yes  No

### Registration Fees

	Full Package	Young Professional Package**	Student Package ***	Exhibit Hall Only	Spouse/Guest
ALL EDUCATION SESSIONS	✓	✓	✓		
NRPA GENERAL SESSION	✓	✓	✓		✓
EXHIBIT HALL DAILY ADMISSION	✓	✓	✓	✓	✓
NRPA RESEARCH POSTER SESSIONS	✓	✓	✓		
NRPA OPENING RECEPTION	✓	✓	✓		✓
NRPA CLOSING GENERAL SESSION PARK & REC, ALL HANDS ON DECK!	✓	✓	✓		✓
EARLY BIRD: On or Before 8/11/2016	<input type="checkbox"/>	<input type="checkbox"/>	<input type="checkbox"/>	<input type="checkbox"/>	<input type="checkbox"/>
Member	\$509	\$409	\$0	\$129	\$349
Non-member	\$729*	\$539*	\$89*	\$179	\$349
REGULAR: After 8/16/2016, Before 10/3/2016	<input type="checkbox"/>	<input type="checkbox"/>	<input type="checkbox"/>	<input type="checkbox"/>	<input type="checkbox"/>
Member	\$659	\$559	\$0	\$179	\$369
Non-member	\$899*	\$729*	\$109*	\$229	\$369
ONSITE: On or After 10/3/2016	<input type="checkbox"/>	<input type="checkbox"/>	<input type="checkbox"/>	<input type="checkbox"/>	<input type="checkbox"/>
Member	\$699	\$599	\$0	\$179	\$379
Non-member	\$969*	\$779*	\$139*	\$229	\$379

\*These non-member registration fees automatically include individual membership to NRPA for one-year. To opt out of this benefit, check here:  If you opt out, the fee remains the same.

\*\* Young Professionals are defined as anyone 35 years and younger.

\*\*\*Students are defined as anyone who is currently enrolled as a full-time or part-time student pursuing a degree in parks, recreation, conservation, or related matters, and is not simultaneously employed as a full-time professional. All non-member students must provide proof of student status prior to receiving registration materials. Student status must be verified one of the following ways: an original letter on the institution's letterhead signed by any qualified representative from your university program, student ID with valid dates, or a current transcript. Verification must be submitted at the same time as registration.

Last Name \_\_\_\_\_ First Name \_\_\_\_\_  
 Membership # \_\_\_\_\_ (PLEASE REPEAT THIS INFORMATION FROM THE OTHER SIDE.)

## CEUs

CEU tickets are included with full, young professional, and student packages.

Check here if you would like to opt out of receiving CEU tickets. Opting out of the benefit would remove any CEU tickets from your badge materials.

## Off-Site Institutes (CEUs subject to change; For full session descriptions please visit [www.nrpa.org/Conference2016](http://www.nrpa.org/Conference2016))

Item Description	Time (CST)	CEUs	Attendee/Member	Non Member
<b>Tuesday, October 4</b>				
<input type="checkbox"/> From Dreams to Reality: What's New in Facility Design?	8:00 a.m. - 5:00 p.m.	0.6	\$80	\$95
<input type="checkbox"/> Partners in Play: Exploring Creve Coeur Park	9:00 a.m. - 4:30 p.m.	0.5	\$60	\$75
<input type="checkbox"/> Downtown St. Louis Walking Tour	1:30 p.m. - 4:00 p.m.	0.2	\$30	\$45
<input type="checkbox"/> Eagles, Elks, and Owls, Oh My!	1:00 p.m. - 5:00 p.m.	0.4	\$40	\$55
<b>Wednesday, October 5</b>				
<input type="checkbox"/> River des Peres Greenway Tour	9:00 a.m. - 12:00 p.m.	0.2	\$40	\$55
<input type="checkbox"/> Henry Shaw Legacy Tour	1:00 p.m. - 5:00 p.m.	0.2	\$40	\$55
<input type="checkbox"/> Partnerships with the Past, Present and Future: Jefferson Barracks Park	9:00 a.m. - 2:00 p.m.	0.3	\$60	\$75
<input type="checkbox"/> Paving the Way for All to Play	9:00 a.m. - 3:15 p.m.	0.4	\$60	\$75
<input type="checkbox"/> Touring Forest Park: A Revitalized & Treasured Resource	8:30 a.m. - 2:30 p.m.	0.4	\$60	\$75

## Pre-Conference Workshops and Training

Session Title	Date	Time (CST)	CEUs	Attendee/Member	Non Member
<input type="checkbox"/> Choose the Path to Certification - CPRP	Tuesday, Oct. 4	8:30 a.m. - 5:30 p.m.	0.6	\$125	\$140
<input type="checkbox"/> Keeping Children Safe	Tuesday, Oct. 4	9:00 a.m. - 12:15 p.m.	0.3	\$65	\$100
<input type="checkbox"/> Foundations of Leadership: "They" Know it when "They" SEE it!	Tuesday, Oct. 4	9:00 a.m. - 12:15 p.m.	0.3	\$65	\$100
<input type="checkbox"/> Finding That Effective Public Speaker Inside Yourself	Tuesday, Oct. 4	9:00 a.m. - 12:15 p.m.	0.3	\$65	\$100
<input type="checkbox"/> Agency Accreditation and CAPRA Visitor Training: A Mark of Excellence!	Tuesday, Oct. 4	12:30 p.m. - 4:45 p.m.	0.4	\$65	\$100
<input type="checkbox"/> Branding Essentials to Attract Profitable Partnerships	Tuesday, Oct. 4	1:00 p.m. - 4:15 p.m.	0.3	\$65	\$100
<input type="checkbox"/> Coaching for Performance	Tuesday, Oct. 4	1:00 p.m. - 4:15 p.m.	0.3	\$65	\$100

## Mobile Workshops

Session Title	Date	Time (CST)	CEUs	Attendee/Member	Non-Member
<input type="checkbox"/> Urban Monarch Conservation Mobile Workshop	Wednesday, Oct. 5	8:00 a.m. - 4:15 p.m.	0.5	\$80	\$110
<input type="checkbox"/> Healthy Parks Tool: A Mobile Workshop at the Gateway Arch	Thursday, Oct. 6	1:00 p.m. - 3:15 p.m.	0.2	\$10	\$15

## Ticketed Events

Golf Tournament \_\_\_\_\_ Qty x \$100 = \$ \_\_\_\_\_  
 Wednesday, October 5, 12 p.m. - 6:00 p.m. CST  
*The Courses at Forest Park*  
 (Includes: Green fee, cart, range, lunch, transportation, awards and prizes)

5k Fun Run/Walk \_\_\_\_\_ Qty x \$35 = \$ \_\_\_\_\_  
 Friday, October 7, 7:30 a.m. - 9:30 a.m. CST  
 Downtown Riverfront  
 (Includes: Long sleeved t shirt, transportation, and refreshments)

NRPA Opening Reception \_\_\_\_\_ Qty x \$85 = \$ \_\_\_\_\_  
 Wednesday, October 5, 6:30 p.m. - 8:30 p.m. CST  
 St. Louis Zoo

Ethnic Minority Society Luncheon \_\_\_\_\_ Qty x \$75 = \$ \_\_\_\_\_  
 Wednesday, October 5, 12:00 p.m. - 1:30 p.m. CST  
 Marriott St. Louis Grand

## Registration Summary and Payment

Full payment required for processing. Forms received without payment or authorized purchase order will be returned. If payment covers several registrations, staple check to all forms covered by payment.

### Totals:

• Registration Fees \$ \_\_\_\_\_  
 • Off-Site Institutes \$ \_\_\_\_\_  
 • Pre-Conference Workshops and Training \$ \_\_\_\_\_  
 • Mobile Workshops \$ \_\_\_\_\_  
 • Ticketed Events \$ \_\_\_\_\_  
 • Grand Total (U.S. Funds) \$ \_\_\_\_\_

### Method of Payment (SELECT one)

Type of card:  AMEX  MC  Visa  Discover

Card # \_\_\_\_\_

Exp Date \_\_\_\_\_ Security Code \_\_\_\_\_

Billing address \_\_\_\_\_

Card holder's name \_\_\_\_\_

Authorized signature \_\_\_\_\_

Check payable to NRPA  PO # \_\_\_\_\_

Cashier # \_\_\_\_\_

## Return Form and Full Payment

Fax: 972.349.7715

Mail: NRPA Annual Conference Registration, P.O. Box 5004, Merrifield, VA 22116-5004

## Cancellation Policy

Cancellation requests must be submitted in writing by Friday, September 9, 2016, no later than 5p.m. EDT and will incur a \$100 fee. Absolutely NO refunds will be issued if postmarked after September 9, 2016.

# Registration



By mail:

Send attached form



Online:

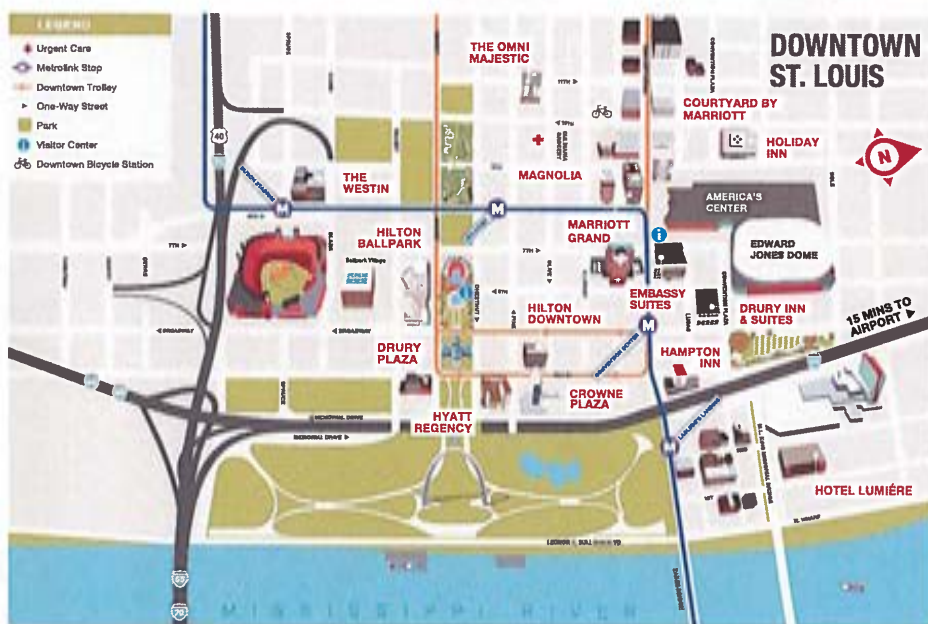
[www.nrpa.org/Conference2016](http://www.nrpa.org/Conference2016)



By phone or fax:

P: 800.385.8010

F: 972.349.7715



## LOCATION

America's Center Convention Complex  
701 Convention Plaza  
St. Louis, MO 63101

## BOOK YOUR HOTEL ROOM

Hotels will sell out quickly. Book your hotel reservation in the NRPA housing block as soon as you register.

Online: [www.nrpa.org/Conference2016](http://www.nrpa.org/Conference2016)

By phone: 888.385.8010

To book a room in the NRPA block at certain hotels near the convention complex **you must register for the conference first.** For a list of hotels, please visit [www.nrpa.org/Conference2016](http://www.nrpa.org/Conference2016)

*NRPA reserves the right to cancel reservations in the official conference housing block if the occupants have not registered for the 2016 NRPA Annual Conference by August 16, 2016.*



**#NRPAConference**



VISIT GREENFIELDS UNDER THE BLIMP!



Bring fun, social fitness opportunities to any outdoor space with **Greenfields Outdoor Fitness!** Perfect for parks, trails, HOAs, senior centers and more, Greenfields has exercise equipment for those at nearly every age and fitness level!

To learn more, or to get started planning a fantastic outdoor fitness zone for your community, visit [greenfieldsfitness.com](http://greenfieldsfitness.com) or call **888-315-9037**.



New 7

**TO:** Board of Park Commissioners

**FROM:** Michael Benard, Executive Director

**RE:** Donation Agreement Between the Wheaton Park District and the Cosley Zoo Foundation Inc.

Cosley Zoo Animal Welcome Center / Quarantine Facility

**DATE:** September 15, 2016

---

The addition of a quarantine facility at Cosley Zoo is crucial for the zoo to maintain its status as a licensed UDSA facility and an accredited institution of the Association of Zoos & Aquariums (AZA). Both of these agencies require the use of a dedicated quarantine facility for newly acquired animals to ensure best practices in protecting the health of the current animal collection, visitors, and staff. It is vital that we maintain the support of these organizations that provide critical resources for the zoo to fulfill its mission to conserve Illinois wildlife and educate the public about animals that impact their lives.

On March 23, 2016 the Cosley Zoo Foundation Board Voted to Make a \$500,000 Donation to the Wheaton Park District with \$250,000 Donated in December 2016 and \$25,000 Donated Annually beginning in December 2017 until the Donation Balance is Reached. This Donation is Made to Pay the Costs Associated with the Construction of the Animal Welcome Center / Quarantine Facility for Cosley Zoo. On April 27, 2016, the Cosley Zoo Foundation Board Voted to Approve its 2016 Operating and Capital Budget which included the initial \$250,000 Donation. A Donation Agreement is provided for Board Consideration at the September Board Meeting. A similar Donation Agreement between the Foundation and the Park District was approved related to the purchase of the Prairie Office Building in 2012.

**It is recommended that the Board of Park Commissioners approve the Donation Agreement with the Cosley Foundation Inc.**

**Donation Agreement between the Wheaton  
Park District and the Cosley Foundation, Inc.**

**This Donation Agreement** (the "Agreement") made this 28<sup>th</sup> day of September, 2016 (the "Effective Date") by and between the Wheaton Park District, an Illinois unit of local government, 102 East Wesley Street, Wheaton, Illinois (the "Park District") and the Cosley Foundation, Inc., an Illinois not-for-profit corporation, [address] (the "Foundation"). Park District and the Foundation are hereinafter sometimes individually referred to as a "Party" or collectively as "Parties."

**Recitals**

- A. The Park District is the owner of certain real estate consisting of land and improvements located at 1351 N. Gary Avenue, Wheaton Illinois ("Subject Property"). The Subject Property is adjacent to certain real property owned by the Park District and commonly referred to as the Cosley Zoo (the "Zoo"), attached to and incorporated into this Agreement as Exhibit A.
- B. The Park District desires to improve the Subject Property in order to expand and improve the Zoo's operational capability via the Construction of an Animal Welcome Center / Quarantine Facility and to meet the accreditation standards of the American Zoo and Aquarium Association (the "Improvements"), attached to and incorporated into this Agreement as Exhibit B.
- C. The Park District has the authority to improve the Subject Property pursuant to 70 ILCS 1205/8-15 of the Park District Code, but said improvement is contingent upon the Park District's ability to enter into an acceptable donation agreement with the Foundation in support of said improvement.
- D. The Foundation is a 501(c)(3) organization whose purposes include to foster, through financial support and other means, the operation and improvement of the Zoo as set forth in the Foundation's Articles of Incorporation, attached to and incorporated into this Agreement as Exhibit C.
- E. The Zoo's operations will benefit from the improvement of the Subject Property.
- F. The Foundation has determined that it is in the best interest of the Zoo, in furtherance of the Foundation's purpose, to provide support for the operation and improvement of the Zoo by financial and other means, to donate money to the Park District for the improvement of the Subject Property based on the terms and conditions of this Agreement.

Now, therefore, for good and valuable consideration, the receipt and sufficiency of which is hereby acknowledged, the Parties do hereby agree as follows:

**Section 1: Incorporation of Recitals.** The foregoing recitals are hereby incorporated into this Agreement, and made a part hereof, and all covenants, terms, conditions and provisions hereinafter contained shall be interpreted and construed in accordance therewith.

**Section 2: Donation of Funding in Support of Purchase.** The Foundation agrees to pay the Park District the principal sum of \$500,000 (five hundred thousand dollars) towards the Park District's improvement of the Subject Property. Said full payment shall be referred to as the "Donation Amount." The Foundation shall pay the Donation Amount according to the following schedule: Two Hundred Fifty Thousand Dollars (\$250,000) to be paid on or before December 15, 2016, Twenty-five Thousand Dollars to be paid on or before July 15 of each succeeding year thereafter through and including July 15, 2026 (10 equal annual installments of principal).

**Section 3:** In exchange for the Foundation's payment of the Donation Amount to the Park District, in support of the Zoo and consistent with the purposes for which the Foundation was formed, the Park District will provide the Improvements during the term of this Agreement to the Zoo which will facilitate improvements to the Zoo's operation as follows:

*The addition of a quarantine facility at Cosley Zoo is crucial for the zoo to maintain its status as a licensed UDSA facility and an accredited institution of the Association of Zoos & Aquariums (AZA). Both of these agencies require the use of a dedicated quarantine facility for newly acquired animals to ensure best practices in protecting the health of the current animal collection, visitors, and staff. It is vital that we maintain the support of these organizations that provide critical resources for the zoo to fulfill its mission to conserve Illinois wildlife and educate the public about animals that impact their lives.*

**Section 4: Term.** The term of this Agreement shall be for 10 years from the Effective Date, unless otherwise terminated as provided herein.

**Section 5: Property Rights.** The Park District shall be sole titleholder of the Subject Property. Except as otherwise prohibited by law, the Foundation shall not be liable to the District, its commissioners, officers, employees, invitees or agents for any damage done, occasioned by, or arising from use of the Subject Property.

**Section 6: Indemnification.** Because it is totally responsible for owning and operating the Subject Property, the Park District shall indemnify and hold harmless the Foundation and its respective officers, officials, employees, volunteers and agents from and against all claims, damages, losses and expenses, including but not limited to legal fees, paralegal fees, and court costs, arising out of or in any way connected with any act or omission resulting in property damage, bodily or person injury, or death occurring, growing out of, incident to, or resulting directly or indirectly from the Park District's ownership and operation of the Subject Property or any breach of this Agreement. Notwithstanding anything seemingly to the contrary in this Agreement, the Parties hereby confirm that the provisions of this section shall survive the expiration or termination of this Agreement.



**Section 7: Termination.** This Agreement shall terminate as follows: (a) immediately upon written agreement of the Parties; or (b) immediately upon the default of either Party to fulfill its obligations under this Agreement, if the defaulting Party has not commenced to cure said default within one hundred and ninety (190) days after written notice of said default from the non-defaulting Party.

**Section 8. Miscellaneous.**

a. **No Third Party Beneficiaries.** No claim as a third party beneficiary under this Agreement by any person, firm or corporation shall be made, or be valid, against the Park District or the Foundation.

b. **No Waiver.** Waiver by the Park District or the Foundation of any breach of this Agreement by the other Party shall not be held to be a waiver of any other or subsequent breach by the Park District or the Foundation.

c. **Entire Agreement.** This Agreement sets forth the entire understanding of the Parties with respect to the subject matter hereof. The Parties agree that no change or modification to this Agreement, or any exhibits or attachments hereto, shall be of any force or effect unless such amendment is dated, reduced to writing, executed by both Parties, and attached to and made a part of this Agreement.

d. **Governing Law.** This Agreement shall be construed, governed, and enforced according to the laws of the State of Illinois, and the exclusive venue for purposes of enforcing this Agreement shall be the Circuit Court for the 18th Judicial Circuit, DuPage County, Illinois.

e. **Severability.** The Parties agree that if any provision of this Agreement is held invalid for any reason whatsoever, the remaining provisions shall not be affected thereby if such remainder would then continue to conform to the purposes of this Agreement and the terms and requirements of applicable law.

f. **Authority.** Each of the undersigned signing as an officer or agent on behalf of the respective Party to this Agreement warrants that he or she holds such capacity as is specified beneath his or her name and further warrants that he or she is authorized to execute and effectuate this Agreement and that he or she does so voluntarily and in his or her official capacity.

g. **Notice.** All notices required pursuant to this Agreement if directed to the Park District shall be addressed to the Park District's Executive Director at the address set forth above and if to the Foundation shall be addressed to the Foundation President at the address set forth above. All notices required pursuant to this Agreement shall be sent by a means capable of providing a confirmation of receipt, including (i) depositing the same in the U.S. Mail, certified and return receipt requested, postage pre-paid; (ii) personal service; (iii) e-mail; and

(iv) facsimile, to the addresses set forth above. All notices sent by U. S. Mail shall be considered effective on the date set forth on the receipt of service. Each Party may change the notice recipients by sending notice to the other parties at least thirty (30) days in advance of the effective date of such change.

h. Binding Effect. This Agreement shall be binding upon the successors of each respective Party and/or its governing board.

i. Captions. Captions and paragraphs headings are for convenience only and are not a part of this Agreement and shall not be used in construing it.

j. Compliance with Laws. The Parties shall comply with all applicable local, state and federal codes, laws, ordinances, rules and regulations.

**IN WITNESS WHEREOF**, the parties hereto have duly executed this Donation Agreement as of the date set forth beneath their signatures below.

**WHEATON PARK DISTRICT**

BY: \_\_\_\_\_  
Jane Hodgkinson, President  
Wheaton Park District Board of Park Commissioners

ATTEST:  
  
BY: \_\_\_\_\_  
Michael Benard, Secretary  
Wheaton Park District Board of Park Commissioners

**COSLEY FOUNDATION, INC.**

BY: \_\_\_\_\_  
Arthur Pape, President  
Cosley Foundation, Inc.

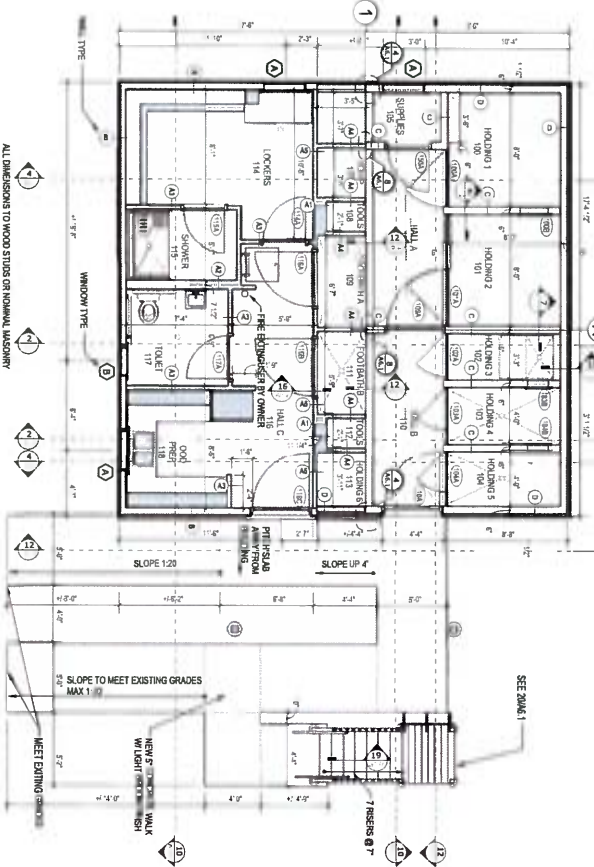
ATTEST:  
  
BY: \_\_\_\_\_  
Mark Daniels, Treasurer  
Cosley Foundation, Inc.

5  
Exhibit A  
Subject Property

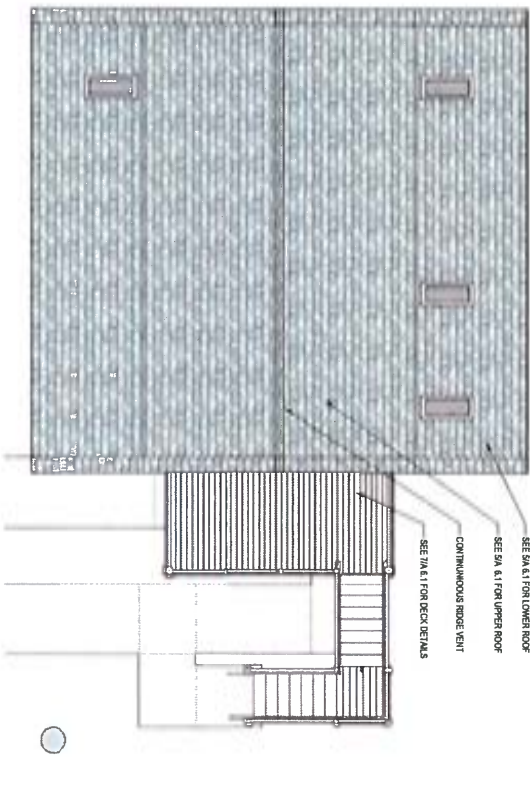




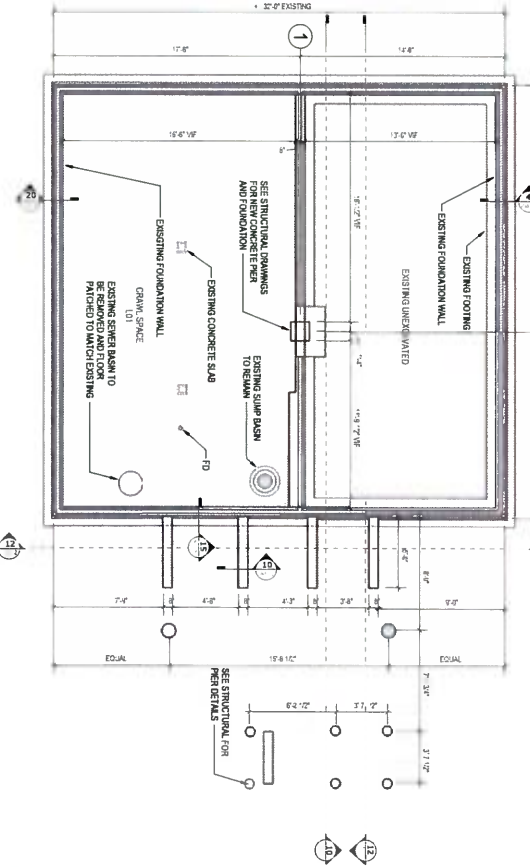
PLAN - ATTIC



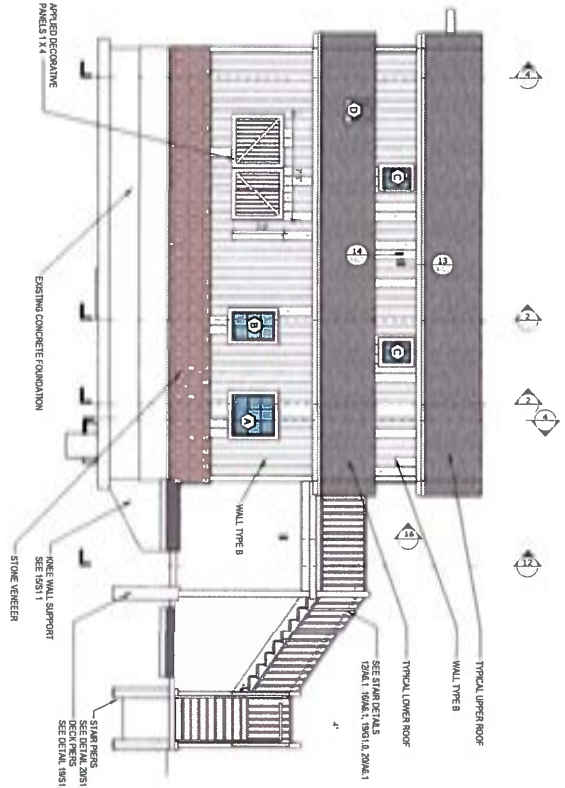
PLAN - MAIN LEVEL



PLAN - ROOF

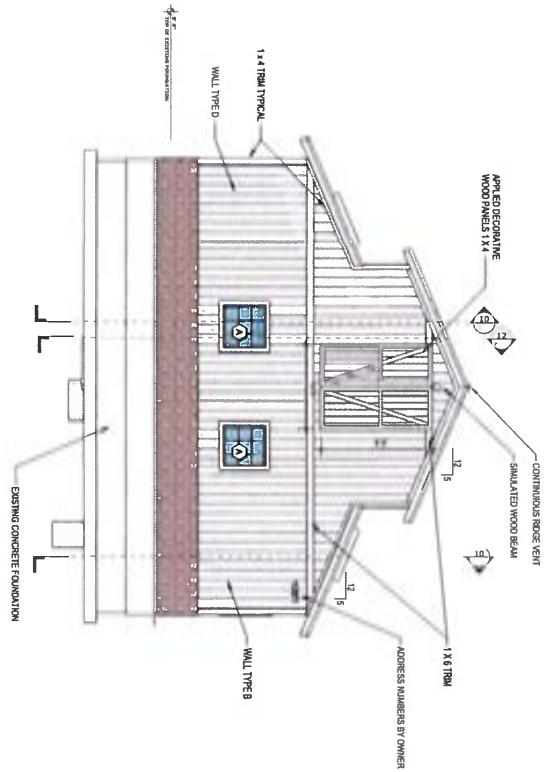
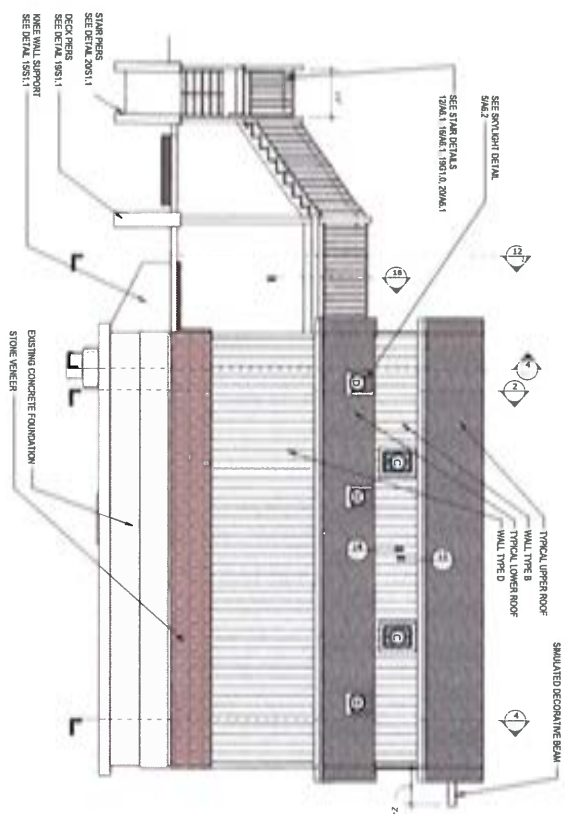


PLAN - FOUNDATION

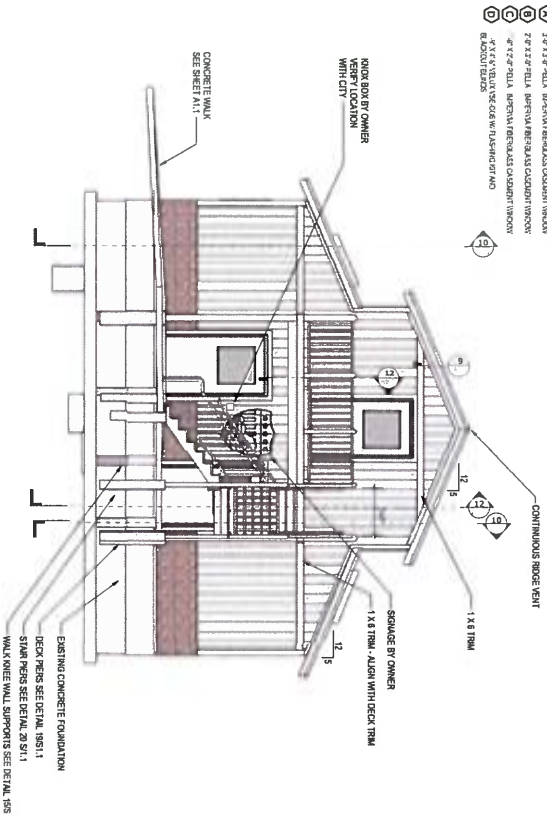


ELEVATION - SOUTH

14 ELEVATION - NORTH



ELEVATION - WEST



16 ELEVATION - EAST

**WINDOW SCHEDULE**

A	2'0" x 7'0" TRIM, IMPERIAL REGALIA OGDEN WINDOW
B	2'0" x 7'0" TRIM, IMPERIAL REGALIA OGDEN WINDOW
C	4'0" x 7'0" TRIM, IMPERIAL REGALIA OGDEN WINDOW
D	4'0" x 7'0" TRIM, IMPERIAL REGALIA OGDEN WINDOW

**A 4.1**

SHARPS 6/12

LISTING

OWNER: WHEATON PARK DISTRICT

PROJECT: COSLEY ZOO QUARANTINE FACILITY

DATE: 2/14/2014

DRAWN BY: [Name]

CHECKED BY: [Name]

SCALE: 1/4" = 1'-0"

**WHEATON PARK DISTRICT  
COSLEY ZOO  
QUARANTINE FACILITY  
1351 N. GARY AVENUE  
WHEATON IL. 60187**

**KMIECIK ARCHITECTS, LTD.**

1621 ASHTON COURT  
WHEATON, IL. 60187

Exhibit C  
Cosley Foundation Articles of Incorporation

RECORDER  
70 PAGE COUNTY  
R 85 - 35607

1985 MAY 13 PM 3:30



*Blaney*

**Whereas,**

ARTICLES OF INCORPORATION OF  
COSLEY FOUNDATION, INC.

INCORPORATED UNDER THE LAWS OF THE STATE OF ILLINOIS HAVE BEEN  
FILED IN THE OFFICE OF THE SECRETARY OF STATE AS PROVIDED BY THE  
GENERAL NOT FOR PROFIT CORPORATION ACT OF ILLINOIS, IN FORCE  
JANUARY 1, A.D. 1944.

*Now Therefore, I, Jim Edgar, Secretary of State of the State  
of Illinois, by virtue of the powers vested in me by law, do hereby  
issue this certificate and attach hereto a copy of the Application  
of the aforesaid corporation.*

**In Testimony Whereof,** *I thereto set my hand and cause to  
be affixed the Great Seal of the State of Illinois,*

*at the City of Springfield, this \_\_\_\_\_ 1ST  
day of \_\_\_\_\_ MAY \_\_\_\_\_ AD. 1985, and  
of the Independence of the United States  
the two hundred and \_\_\_\_\_ 74 \_\_\_\_\_*



*Jim Edgar*  
SECRETARY OF STATE

*PC  
B2*

ARTICLES OF INCORPORATION

(Do Not Write in This Space)

Filing Requirements—Present 2 originally signed and fully executed copies in exact duplicate For Inserts — Use White Paper — Size 8½ x 11

Date Paid 5-1-85 Filing Fee \$50.00 Clerk [Signature]

TO: JIM EDGAR, Secretary of State

We, the Incorporators being natural persons of the age of twenty-one years or more and citizens of the United States, for the purpose of forming a corporation under the "General Not For Profit Corporation Act" of the State of Illinois, do hereby adopt the following Articles of Incorporation:

Article 1. The name of the corporation is: Cosley Foundation, Inc.

Article 2. The name and address of the initial registered agent and registered office are:

Registered Agent Robert Dunsmuir (First Name, Middle Name, Last Name) Registered Office 666 S. Main Street (Number, Street, City, IL, 60187, DuPage) (Do Not Use P. O. Box, Zip Code, County)

Article 3. The duration of the corporation is [X] perpetual OR \_\_\_\_\_ years.

Article 4. The first Board of Directors shall be 7 (Not less than three) in number, their names and addresses being as follows:

Table with 5 columns: Directors' Names, Number, Street, Address City, State. Content: (SEE ATTACHMENT A HERETO)

Article 5. The purposes for which the corporation is organized are:

(SEE ATTACHMENT B HERETO)

Article 6. Other provisions (Please use separate page):

R85 - 35607

WE the incorporators declare that we have examined the foregoing Articles of Incorporation and that the statements contained therein are, to the best of our knowledge and belief, true, correct and complete. Executed this \_\_\_\_\_ day of \_\_\_\_\_, 19 85.

(Signatures must be in ink. Carbon copy, xerox or rubber stamp signatures are not acceptable.)

Signatures and Names (Not less than three)	Post Office Address
1. <u>Irene Byers</u> Signature Irene Byers Name (please print)	1. 2120 Fox Run Street Wheaton, IL 60187 City/Town State Zip
2. <u>Robert Dunsmuir</u> Signature Robert Dunsmuir Name (please print)	2. 26 W 101 Butterfield Road Street Wheaton, IL 60187 City/Town State Zip
3. <u>Russell Chapin</u> Signature Russell Chapin c/o Animal Medical Name (please print) Clinic, P.C.	3. 414 S. Main Street Street Wheaton, IL 60187 City/Town State Zip
4. _____ Signature	4. _____ Street
_____ Name (please print)	_____ City/Town State Zip
5. _____ Signature	5. _____ Street
_____ Name (please print)	_____ City/Town State Zip

The registered agent cannot be the corporation itself.

The registered agent may be an individual, resident in this State, of a domestic or foreign corporation, authorized to act as a registered agent.

The registered office may be, but need not be, the same as its principal office.

File # \_\_\_\_\_  
Form NP-29  
ARTICLES OF INCORPORATION  
under the  
GENERAL NOT FOR PROFIT  
CORPORATION ACT  
of  
COSLEY FOUNDATION, INC.

**FILED**  
JIM EDGAR  
Secretary of State

SECRETARY OF STATE  
CORPORATION DEPARTMENT  
SPRINGFIELD, ILLINOIS 62756  
TELEPHONE (217) 782-6961

(These Articles Must Be Executed and Filed in Duplicate)  
Filing Fee \$50.00

365-598



ATTACHMENT A

TO ARTICLES OF INCORPORATION OF  
COSLEY FOUNDATION, INC.

BOARD OF DIRECTORS

<u>Director's Name</u>	<u>Number</u>	<u>Street</u>	<u>City</u>	<u>State</u>
Irene N. Byers	2120	Fox Run	Wheaton,	IL 60187
Robert Dunsmuir	26 W 101	Butterfield Road	Wheaton,	IL 60187
Dr. Russell W. Chapin	414	S. Main St. c/o Animal Medical Clinic, P.C.	Wheaton,	IL 60187
Lawrence Gage	1322	N. Irving	Wheaton,	IL 60187
Vernon H. Kiebler	201	N. Gables c/o Vernon Kiebler Associates	Wheaton,	IL 60187
Raymond P. Rynne	918	N. President St.	Wheaton,	IL 60187
Michael T. Williams	210	N. Hale St. c/o Williams, Pollock Asso., Ltd.	Wheaton,	IL 60187

R85 - 35607

ATTACHMENT B

TO ARTICLES OF INCORPORATION OF  
COSLEY FOUNDATION, INC.

Article 5. The purposes for which the corporation is organized are exclusively charitable and educational within the meaning of Section 501(c)(3) of the Internal Revenue Code, including

1. To foster through financial support and other means the operation and improvement of the Cosley Animal Farm and Museum by the Wheaton Park District, an Illinois municipal corporation.

2. To foster outdoor education of the general public, including knowledge of conservation principles, through lectures, exhibits, classes and self-guided studies.

3. To further the establishment of open space areas in their natural or historical state for the benefit of the general public.

4. To acquire, hold and convey land for future public use as open space, wildlife refuge and/or outdoor education areas.

5. To further any and all of the purposes set forth herein by receiving contributions and distributing same to organizations that qualify as exempt organizations under Section 501(c)(3) of the Internal Revenue Code of 1954 and its Regulations as they now exist or may hereafter be amended from time to time.

6. No part of the net earnings of the corporation shall inure to the benefit of, or be distributable to, its members, directors, officers or other private persons, except that the corporation shall be authorized and empowered to pay reasonable compensation for services rendered and to make payments and distributions in furtherance of the purposes set forth above. No substantial part of the activities of the corporation shall be the carrying on of propaganda, or otherwise attempting to influence legislation, and the corporation shall not participate in, or intervene in, (including publishing or distributing statements) any political campaign on behalf of any candidate for public office. Notwithstanding any other provisions of these articles or of the by-laws of this corporation, the corporation shall not carry on any other activities not permitted to be carried on (a) by a corporation exempt from Federal income tax under section 501(c)(3) of the Internal Revenue Code of 1954 (or the corresponding provision of any future United States Internal Revenue Law) or (b) by a corporation, contributions to which are deductible under section 170(c)(2) of the Internal Revenue Code of 1954 and its Regulations as they now exist or may hereafter be amended from time to time.

R05-35607

7. Upon dissolution of the corporation, the Board of Directors shall, after paying or making provision for payment of all liabilities of the corporation, dispose of all assets of the corporation exclusively for the purposes of the corporation in such manner, or to such organization or organizations organized and operated exclusively for charitable or educational purposes as shall at the time qualify as an exempt organization or organizations under section 501(c)(3) of the Internal Revenue Code of 1954 and its Regulations, as the Board of Directors shall determine. Any such assets not so disposed of shall be disposed of by Circuit Court of the county in which the principal office of the corporation is then located, exclusively for such purposes or to such organization or organizations, as said Court shall determine, that are organized and operated exclusively for such purposes

R85E 35607

MAIL TO:

(FAWELL, JAMES & BROOKS

101 N. WASHINGTON STREET  
NAPERVILLE, IL 60563-0015

Vote Q

See Page 41

**COSLEY FOUNDATION  
MINUTES OF THE MEETING  
March 23, 2016**

**I. CALL TO ORDER**

The meeting was called to order at 7:30 a.m. by President Pape. Those present were:

- Art Pape
- Chip Barber
- Mike Benard
- Mark Daniels
- Bob Hutchinson
- Larry Kmiecik
- Mark Lathrop
- Scott Shorney

Absent: Betty Bradshaw  
Sandy Paszczak

Staff  
Andy Bendy  
Donna Siciliano  
Sue Wahlgren  
TJ Hicks

Commissioner: Terry Mee

**II. ADDITIONS TO THE AGENDA**

None

**III. CONSENT ITEMS**

- A. Approval of the Minutes & Notes of the January 27, & February 24 2016 Regular Meeting
- B. Approval of the invoices paid and financial report for January & February 2016

Mark Daniels asked that Betty Bradshaw's name be removed from the attendance list on the February minutes.

Mark Daniels moved to approve the consent agenda for March 2016. Seconded by Chip Barber. Motion carried.

**IV. STAFF REPORTS**

A. Zoo Operations

Sue stated that they had 19 attendees for Frog Watch. The Egg hunt went very well. They changed it this year to occur after hours. There were 187 kids and 265 adults. Terry Mee attended the event with his family and thought it was fantastic.

Sue stated that Mark Wagner has moved to another facility in the district and Tom Day took over as the Building & Grounds Supervisor at the zoo.

President Pape stated that two people he met in public commented on his Cosley shirt and said how nice everyone at the zoo is.

B. Marketing & Development

TJ stated the planning and sponsorship for the Cosley Run is going very well. Sponsorship to date is at \$22,500. The goal is \$30,000. The marketing team has been a great help with the event. There are 280 people already registered. Nicole Kapala from the marketing department was able to secure Ultra Foods in place of Whole Foods as a food sponsor. Staff is in need of volunteers for Paws for Breakfast, please let TJ know if you can help.

Cosley Uncorked exceeded its goal sponsorship already. We have \$1,500 to date.

As a way to increase membership the AZA sends all members free DVD's and promotional material for popular children's movies.

The zoo will be doing a members only movie screening. 30 people have showed interest in the movie night on Face Book right away after it was posted. We will do two additional movies, one in the summer and another one in the fall.

TJ is still looking at the annual development plan that Steve Pratapas created. He thinks it needs to be updated but still thinks it's valid. He continues to look into a donor database.

Staff sent an Eblast to Museum and Zoo members, to remind people who are going on spring break that their memberships are good at reciprocal zoos and museums.

- C. Park Administration  
No report

**V. UNFINISHED BUSINESS**

- A. Master Plan Feedback  
No questions or comments from the board.

**VI. NEW BUSINESS**

- A. Election of Officers

Mark Daniels moved to approve Art Pape as President. Seconded by Mark Lathrop. Motion passed by voice vote.

Mike Benard moved to approve Scott Shorney as Vice President. Seconded by Mark Daniels. Motion passed by voice vote.

Chip Barber moved to approve Mark Daniels as Treasurer. Seconded by Bob Hutchinson. Motion passed by voice vote.

- B. Appointment of Shorney, Lathrop and Kmiecik to a new 3 year term

Mike Benard moved to approve a three year term for Scott Shorney, Mark Lathrop and Larry Kmiecik. Seconded by Mark Daniels. Motion passed by voice vote.

- C. Discussion on increasing board size

Mark Daniels stated that the Pratapas study addressed this nicely. He thought the board should use this information in considering. Mike Benard stated that the bylaws indicate we can have 7-12 board members. TJ thought it would be nice to have several different advisory boards made up of key players in the community

that might only meet a few times a year. Mike Benard is hesitant to add new members until we have solid criteria. He thinks we need to be intentional about who we are asking.

D. Capital Contribution to Animal Welcome Center.

✓ Mark Daniels stated that the finance subcommittee met regarding the welcome center. They are in agreement that the foundation board can handle putting \$250,000 up front and \$25,000 every year over the next ten years with the current fundraising that we are doing.

Larry Kmiecik stated that he went through Doyle's estimate. He is estimating it will cost closer to \$600,000. We will be submitting for our permit on Monday and go to bid in April. Kmiecik will be abstaining from all voting on this project.

Benard stated that going forward a member of the park district planning team will be attending Cosley Foundation meetings to give updates.

Mark Lathrop moved to approve spending \$250,000 towards the Animal Welcome Center and with an annual \$25,000 contribution for ten years.

Motion passed by roll call vote.

Ayes: Hutchinson, Shorney, Barber, Lathrop, Daniels, Benard, Pape

Nays: None

Absent: Bradshaw, Paszczak

Abstain: Kmiecik

E. 2016 Foundation Budget

Mark Daniels stated that the finance subcommittee needs to meet on this again

**A. BOARD SUBCOMMITTEES**

- B. Board & Volunteer Leadership Development Committee  
(**Paszczak** / Pape/ Benard )
- C. Finance, Audit & Investment Committee  
(**Daniels**/Barber/Hutchinson)
- D. Executive Committee (**Pape**/Daniels /Benard)
- E. Welcome Center Committee, (**Larry Kmiecik**, Mark Lathrop,  
Scott Shorney, Mike Benard, Sue Wahlgren)

**A. Board Fundraising Committees**

- A. Annual Fund Campaign and Major Gifts (**Hutchinson**  
/Bradshaw/Staff)
- B. Master Plan Committee (Kmiecik, Lathrop/Staff)

**IX. Wheaton Park Board Liaison – Terry Mee**

A. Comments (optional)

Terry stated that the park board appreciates all of the Cosley Foundation board's hard work.

**X. Board Member comments / discussion**

No comments

**I. A. Next Meetings: April 27**

**XII. ADJOURNMENT**

Scott Shorney moved to adjourn the March 23, 2016 meeting. Seconded by Mike Benard. Meeting adjourned at 8:00 a.m.

Respectfully submitted,

Donna Siciliano  
Recording Secretary



Vote budget  
See Page 3

**COSLEY FOUNDATION  
MINUTES OF THE MEETING  
April 27, 2016**

**I. CALL TO ORDER**

The meeting was called to order at 7:30 a.m. by President Pape. Those present were:

- Art Pape
- Chip Barber
- Mike Benard
- Mark Daniels
- Larry Kmiecik
- Mark Lathrop

Staff

- Andy Bendy
- Donna Siciliano
- Sue Wahlgren
- TJ Hicks

Commissioner: Terry Mee

Absent:

- Betty Bradshaw
- Bob Hutchinson
- Sandy Paszczak
- Scott Shorney

**II. ADDITIONS TO THE AGENDA**

None

**III. CONSENT ITEMS**

- A. Approval of the Minutes & Notes of the March 23, 2016 Regular Meeting
- B. Approval of the invoices paid and financial report for March 2016

Mike Benard moved to approve the consent agenda for March 2016. Seconded by Mark Lathrop. Motion carried.

**IV. STAFF REPORTS**

A. Zoo Operations

Sue stated that Mark Lathrop presented at Rotary to thank them for the Rotarian match they give for the Run for the Animals. She thanked Mark for doing this presentation.

AZA conference is Sept 8-11<sup>th</sup>. If anyone is interested in going please talk to Sue.

President Pape asked how come the zoos visitation is up 40% this year. Sue stated the weather has been good and we have had a lot of good press. Marketing staff, Brett Peto is a very good writer who has had several zoo press releases published. Andy stated that things like the reformatted Easter Egg hunt after hours also help. President Pape asked that Sue write the JZ Autumn a thank you letter for her efforts to acquire books for the Little Free Library. Sue stated she would.

B. Marketing & Development

TJ stated that the current run sponsorship is at \$28,000. Our goal is \$30,000. Chik Filet will donate 300 breakfast sandwiches.

Uncorked has exceeded its sponsorship goal.

Cosley Classic had its first committee meeting. They are working on a new sponsorship brochure. There is a meeting next week, which everyone is welcome to attend. Carey Moreland had a great idea to do a mini Cosley Classic at the miniature golf course – Clocktower Commons. They will keep it simple for this year. The Jr. Board could eventually

turn it into their own fundraising event if we get something like that developed in the future.

The donor database is moving forward.

TJ talked about doing a 2017 Cosley calendar.

C. Park Administration

**V. UNFINISHED BUSINESS**

A. 2016 Foundation Budget



Mark Daniels gave a brief presentation on the 2016 budget.

Mike Benard moved to approve the 2016 Foundation budget. Seconded by Mark Lathrop. Motion carried by voice vote.

**VI. NEW BUSINESS**

A. Mike Williams Scholarship

Sue stated that Williams said they would give \$2,000 towards the scholarship this year.

B. Audit

Ed Tracy from Selden Fox gave a brief presentation on the audit.

Mark Daniels moved to approve the audit as presented. Seconded by Mike Benard. Motion carried by voice vote.

**A. BOARD SUBCOMMITTEES**

A. Board & Volunteer Leadership Development Committee  
(**Paszczak** / Pape/ Benard )

B. Finance, Audit & Investment Committee  
(**Daniels**/Barber/Hutchinson))

C. Executive Committee (**Pape**/Daniels /Benard)

D. Welcome Center Committee, (**Larry Kmiecik**, Mark Lathrop, Scott Shorney, Mike Benard, Sue Wahlgren)

**B. Board Fundraising Committees**

A. Annual Fund Campaign and Major Gifts (**Hutchinson** /Bradshaw/Staff)

B. Master Plan Committee (Kmiecik, Lathrop/Staff)

**IX. Wheaton Park Board Liaison – Terry Mee**

A. Comments (optional)

Terry commended the board and staff on the audit and with the revenue for the zoo being up this year.

**X. Board Member comments / discussion**

**I. A. Next Meetings: May 25, 2016**

**XII. ADJOURNMENT**

Mike Benard moved to adjourn the April 27, 2016 meeting. Seconded by Chip Barber Meeting adjourned at 8:00 a.m.

Respectfully submitted,

Donna Siciliano  
Recording Secretary

# COSLEY FOUNDATION

---

2016 Budget Document

See Page 4

## Table of Contents

Statement Description	Page #s
Projected Cash & Investments	3
Revenues by Source and Expenses by Object	4
Revenues and Expenses by Area	5 - 6
Detailed Revenues by Source and Expenses by Object ( <i>every account #</i> )	7 - 13

## PROJECTED CASH & INVESTMENTS

Description	Audited 2014	Projected 2015	Projected 2016
Cosley Foundation	459,814	557,783	298,301

*Revenues by Source and Expenses by Object*

Row Labels	2013 Actuals	2014 Actuals	2015 Budget	2015 Actuals	2016 Proposed Budget
<b>4-Revenues</b>					
42-Charges for Services	\$161,093	\$159,888	\$160,400	\$189,607	159,400
45-Product Sales	\$339,679	\$339,361	\$343,000	\$364,319	343,000
46-Grants & Donations	\$80,281	\$101,671	\$17,500	\$103,417	17,500
47-Misc. Income	\$341	\$533	\$400	\$319	400
48-Interest Income	\$490	\$393	\$460	\$578	300
<b>4-Revenues Total</b>	<b>\$581,886</b>	<b>\$601,845</b>	<b>\$521,760</b>	<b>\$658,240</b>	<b>520,600</b>
<b>5-Expenses</b>					
52-Contractual Services	(\$108,284)	(\$125,378)	(\$259,286)	(\$233,379)	(179,877)
53-Supplies	(\$192,881)	(\$221,490)	(\$186,522)	(\$217,076)	(186,450)
54-Other Charges	(\$194,635)	(\$124,586)	(\$97,104)	(\$103,703)	(89,475)
57-Capital	\$0	\$0	(\$105,000)	\$0	(270,000) ✓
<b>5-Expenses Total</b>	<b>(\$495,799)</b>	<b>(\$471,453)</b>	<b>(\$647,911)</b>	<b>(\$554,157)</b>	<b>(725,802)</b>
<b>Grand Total</b>	<b>\$86,086</b>	<b>\$130,392</b>	<b>(\$126,151)</b>	<b>\$104,083</b>	<b>(205,202)</b>



## Revenues and Expenses by Area

Row Labels	2013 Actuals	2014 Actuals	2015 Budget	2015 Actuals	2016 Proposed Budget
<b>F00-Cosley Foundation-General</b>					
4-Revenues	\$182,176	\$195,022	\$148,800	\$211,715	148,700
5-Expenses	(\$250,285)	(\$273,910)	(\$474,886)	(\$348,923)	(551,427)
<b>F00-Cosley Foundation-General Total</b>	<b>(\$68,109)</b>	<b>(\$78,888)</b>	<b>(\$326,086)</b>	<b>(\$137,207)</b>	<b>(402,727)</b>
<b>F10-Paws for Breakfast</b>					
4-Revenues	\$2,563	\$4,837	\$900	\$6,792	900
5-Expenses	(\$84)	(\$2,323)	(\$400)	(\$2,217)	(400)
<b>F10-Paws for Breakfast Total</b>	<b>\$2,480</b>	<b>\$2,514</b>	<b>\$500</b>	<b>\$4,576</b>	<b>500</b>
<b>F11-Run for the Animals</b>					
4-Revenues	\$104,769	\$97,874	\$95,000	\$126,066	100,000
5-Expenses	(\$45,458)	(\$44,106)	(\$44,750)	(\$53,057)	(46,700)
<b>F11-Run for the Animals Total</b>	<b>\$59,311</b>	<b>\$53,768</b>	<b>\$50,250</b>	<b>\$73,008</b>	<b>53,300</b>
<b>F12-Cosley Classic Golf Outing</b>					
4-Revenues	\$57,819	\$76,956	\$51,000	\$75,687	49,000
5-Expenses	(\$30,377)	(\$43,110)	(\$17,800)	(\$40,364)	(19,000)
<b>F12-Cosley Classic Golf Outing Total</b>	<b>\$27,442</b>	<b>\$33,846</b>	<b>\$33,200</b>	<b>\$35,324</b>	<b>30,000</b>
<b>F13-Fall Fest</b>					
4-Revenues	\$30,739	\$26,738	\$25,000	\$22,130	25,000
5-Expenses	(\$16,614)	(\$13,044)	(\$16,000)	(\$14,122)	(15,500)
<b>F13-Fall Fest Total</b>	<b>\$14,125</b>	<b>\$13,694</b>	<b>\$9,000</b>	<b>\$8,007</b>	<b>9,500</b>
<b>F14-Festival of Lights</b>					
4-Revenues	\$174,635	\$174,789	\$176,000	\$184,087	172,500
5-Expenses	(\$85,809)	(\$86,588)	(\$85,950)	(\$89,417)	(85,450)
<b>F14-Festival of Lights Total</b>	<b>\$88,825</b>	<b>\$88,201</b>	<b>\$90,050</b>	<b>\$94,670</b>	<b>87,050</b>
<b>F15-Day at the Races</b>					

Revenues and Expenses by Area

Row Labels	2013 Actuals	2014 Actuals	2015 Budget	2015 Actuals	2016 Proposed Budget
4-Revenues	\$2,358	\$0	\$0	\$0	0
5-Expenses	(\$80)	\$0	\$0	\$0	0
<b>F15-Day at the Races Total</b>	<b>\$2,278</b>	<b>\$0</b>	<b>\$0</b>	<b>\$0</b>	<b>0</b>
<b>F16-Western Grazing Festival</b>					
4-Revenues	\$7,084	\$6,178	\$7,500	\$0	7,000
5-Expenses	(\$6,042)	(\$7,523)	(\$6,025)	(\$200)	(5,225)
<b>F16-Western Grazing Festival Total</b>	<b>\$1,042</b>	<b>(\$1,345)</b>	<b>\$1,475</b>	<b>(\$200)</b>	<b>1,775</b>
<b>F18-Cosley Foundation Memberships</b>					
4-Revenues	\$19,481	\$18,613	\$17,500	\$22,798	17,500
5-Expenses	(\$1,724)	\$0	(\$2,100)	(\$2,446)	(2,100)
<b>F18-Cosley Foundation Memberships Total</b>	<b>\$17,758</b>	<b>\$18,613</b>	<b>\$15,400</b>	<b>\$20,352</b>	<b>15,400</b>
<b>L00-Partners for Lincoln Marsh</b>					
4-Revenues	\$262	\$839	\$60	\$8,965	0
5-Expenses	\$0	\$0	\$0	(\$3,411)	0
<b>L00-Partners for Lincoln Marsh Total</b>	<b>\$262</b>	<b>\$839</b>	<b>\$60</b>	<b>\$5,554</b>	<b>0</b>
<b>L11-Toohy Golf Outing</b>					
4-Revenues			\$0		0
5-Expenses	(\$59,328)	(\$850)	\$0	\$0	0
<b>L11-Toohy Golf Outing Total</b>	<b>(\$59,328)</b>	<b>(\$850)</b>	<b>\$0</b>	<b>\$0</b>	<b>0</b>
<b>Grand Total</b>	<b>\$86,086</b>	<b>\$130,392</b>	<b>(\$126,151)</b>	<b>\$104,083</b>	<b>(205,202)</b>

**DETAILED REVENUES AND EXPENSES BY AREA (every account number)**

	2013	2014	2015	2015	2016
	Actuals	Actuals	Budget	Actuals	Proposed
<b>90-Cosley Foundation</b>					
<b>F00-Cosley Foundation-General</b>					
<b>4-Revenues</b>					
90-000-F00-42-4206-0000 Sponsorship - Revenues	-	75	-	0	-
90-000-F00-42-4214-0000 Adopt an Animal Program	-	-	-	-	-
90-000-F00-42-4215-0000 Penny Machine Income	-	-	-	-	-
90-000-F00-45-4520-0000 Gift Shop Sales	85,051	84,268	85,000	95,830	85,000
90-000-F00-45-4581-0000 Cosley Vending - Pop	-	-	-	-	-
90-000-F00-45-4583-0000 Concession Sales	61,098	62,785	63,000	69,627	63,000
90-000-F00-45-4584-0000 Brick Pavers	-	-	-	-	-
90-000-F00-45-4599-0000 Over and Short	57	5	-	0	-
90-000-F00-46-4610-0000 Donations-Operating	30,875	29,946	-	40,832	-
90-000-F00-46-4619-0000 Grants-Operating	-	11,979	-	0	-
90-000-F00-46-4620-0000 Misc. Income-In Kind Donations	4,325	5,075	-	4,575	-
90-000-F00-46-4650-0000 Donations - Capital	-	-	-	-	-
90-000-F00-46-4659-0000 Grants - Capital	-	-	-	-	-
90-000-F00-47-4750-0000 Miscellaneous Income	341	533	400	319	400
90-000-F00-48-4801-0000 Interest Income	429	355	400	532	300
<b>4-Revenues Total</b>	<b>182,176</b>	<b>195,022</b>	<b>148,800</b>	<b>211,715</b>	<b>148,700</b>
<b>5-Expenses</b>					
90-000-F00-52-5203-0000 Audit Fees	(5,400)	(5,525)	(5,775)	(5,775)	(6,000)
90-000-F00-52-5210-0000 Contractual - Other	(7,182)	(11,438)	(85,000)	(72,178)	(10,000)
90-000-F00-52-5214-0000 Financial Service Charges	(128)	57	(250)	66	(260)
90-000-F00-52-5229-0000 Penny Machine Expenses-75%	-	-	-	-	-
90-000-F00-52-5230-0000 Life Insurance	-	-	(99)	-	(29)
90-000-F00-52-5231-0000 Insurance Reimbursement	(3,108)	(2,795)	(15,245)	(2,726)	(2,934)
90-000-F00-52-5234-0000 Salary Reimbursement	(40,768)	(48,444)	(50,097)	(36,715)	(52,204)
90-000-F00-52-5235-0000 Printing	(50)	(995)	-	0	-
90-000-F00-52-5236-0000 In-Kind Services Expenses	(4,325)	(4,375)	-	(4,575)	-
90-000-F00-52-5239-0000 Credit Card Processing Fees	(5,456)	(5,903)	(4,900)	(6,144)	(5,100)
90-000-F00-52-5245-0000 Conc and Gift Shop Wages Reimb	-	-	(57,000)	(61,226)	(62,000)
90-000-F00-52-5265-0000 Cell Phone Reimbursement	-	-	-	-	-
90-000-F00-53-5302-0000 General Supplies	(3,696)	(2,628)	(3,000)	(3,256)	(3,000)
90-000-F00-53-5304-0000 Postage and Mailing	(2,342)	(1,403)	(400)	(995)	(400)
90-000-F00-53-5306-0000 Equipment - Cosley F	-	(19,800)	(11,620)	0	-
90-000-F00-53-5320-0000 Brick Pavers	-	-	-	-	-
90-000-F00-53-5328-0000 Cost of Goods Sold-Concessions	(19,096)	(20,878)	(18,500)	(22,978)	(23,000)
90-000-F00-53-5329-0000 Concession Supplies	(1,507)	(1,040)	(1,500)	(2,092)	(1,500)

**DETAILED REVENUES AND EXPENSES BY AREA (every account number)**

	2013	2014	2015	2015	2016
	Actuals	Actuals	Budget	Actuals	Proposed
90-000-F00-53-5337-0000 In-Kind Supplies Expenses	-	(1,200)	-	0	-
90-000-F00-53-5384-0000 Cost of Goods Sold-Gift Shop	(35,767)	(36,421)	(31,500)	(42,810)	(40,000)
90-000-F00-54-5401-0000 Board Expense	(85)	(133)	-	(28)	-
90-000-F00-54-5411-0000 Operating Donations Made	(67,500)	(58,829)	(35,000)	(35,000)	(25,000)
90-000-F00-54-5422-0000 Mileage Travel Reimbursement	-	-	-	-	-
90-000-F00-54-5425-0000 Dues and Subscriptions	(25)	(160)	-	(25)	-
90-000-F00-54-5426-0000 Advertising and Publicity	-	-	-	(436)	-
90-000-F00-54-5432-0000 Training	-	-	-	(30)	-
90-000-F00-54-5437-0000 Capital Donation to Cosley Zoo	(51,850)	(50,000)	(50,000)	(50,000)	(50,000)
90-000-F00-54-5439-0000 Scholarships Awarded	(2,000)	(2,000)	-	(2,000)	-
90-000-F00-57-5701-0000 Capital Project Expenses	-	-	(105,000)	0	(270,000)
90-000-F00-57-5706-0000 Capital Equipment/Furniture	-	-	-	-	-
<b>5-Expenses Total</b>	<b>(250,285)</b>	<b>(273,910)</b>	<b>(474,886)</b>	<b>(348,923)</b>	<b>(551,427)</b>
<b>F00-Cosley Foundation-General Total</b>	<b>(68,109)</b>	<b>(78,888)</b>	<b>(326,086)</b>	<b>(137,207)</b>	<b>(402,727)</b>
<b>F10-Paws for Breakfast</b>					
<b>4-Revenues</b>					
90-000-F10-42-4200-0000 Paws for Breakfast Fees	963	1,053	900	1,056	900
90-000-F10-42-4206-0000 Sponsorship-Paws for Breakfast	1,600	1,600	-	3,600	-
90-000-F10-46-4617-0000 Paws for Breakfast Sponsors	-	-	-	-	-
90-000-F10-46-4620-0000 Paws for Breakfast In Kind	-	2,184	-	2,137	-
<b>4-Revenues Total</b>	<b>2,563</b>	<b>4,837</b>	<b>900</b>	<b>6,792</b>	<b>900</b>
<b>5-Expenses</b>					
90-000-F10-52-5210-0000 Contractual - Other	-	-	-	-	-
90-000-F10-52-5235-0000 Printing	-	-	-	-	-
90-000-F10-52-5236-0000 In Kind Services Expenses	-	(130)	-	0	-
90-000-F10-53-5302-0000 General Supplies	(84)	(139)	(400)	(80)	(400)
90-000-F10-53-5304-0000 Postage and Mailing	-	-	-	-	-
90-000-F10-53-5337-0000 In Kind Supply Expense	-	(2,054)	-	(2,137)	-
90-000-F10-54-5407-0000 Prizes and Giveaways	-	-	-	-	-
90-000-F10-54-5425-0000 Dues and Subscriptions	-	-	-	-	-
90-000-F10-54-5426-0000 Advertising and Publicity	-	-	-	-	-
<b>5-Expenses Total</b>	<b>(84)</b>	<b>(2,323)</b>	<b>(400)</b>	<b>(2,217)</b>	<b>(400)</b>
<b>F10-Paws for Breakfast Total</b>	<b>2,480</b>	<b>2,514</b>	<b>500</b>	<b>4,576</b>	<b>500</b>
<b>F11-Run for the Animals</b>					

**DETAILED REVENUES AND EXPENSES BY AREA (every account number)**

	2013 Actuals	2014 Actuals	2015 Budget	2015 Actuals	2016 Proposed
<b>4-Revenues</b>					
90-000-F11-42-4200-0000 Run for the Animals Race Fees	68,879	65,934	65,000	79,466	70,000
90-000-F11-42-4206-0000 Sponsorship-Run for the Animal	26,250	28,240	30,000	40,420	30,000
90-000-F11-46-4617-0000 Run for the Animals Sponsors			-		-
90-000-F11-46-4620-0000 Run for the Animals In-Kind	9,640	3,700	-	6,180	-
<b>4-Revenues Total</b>	<b>104,769</b>	<b>97,874</b>	<b>95,000</b>	<b>126,066</b>	<b>100,000</b>
<b>5-Expenses</b>					
90-000-F11-52-5210-0000 Contractual - Other	(9,718)	(14,656)	(18,132)	(18,409)	(19,000)
90-000-F11-52-5225-0000 RFA-Entertainment	(1,150)	(900)	-	0	-
90-000-F11-52-5235-0000 Printing	(674)	(1,130)	(3,738)	(3,738)	(3,500)
90-000-F11-52-5236-0000 In Kind Services Expenses			-		-
90-000-F11-53-5302-0000 General Supplies	(19,089)	(20,182)	(19,285)	(21,486)	(20,000)
90-000-F11-53-5304-0000 Postage and Mailing	(883)	(589)	(600)	(399)	(400)
90-000-F11-53-5337-0000 In-Kind Supplies Expenses	(9,640)	(3,200)	-	(6,180)	-
90-000-F11-54-5407-0000 Prizes and Giveaways	-	-	-	(51)	-
90-000-F11-54-5425-0000 Dues and Subscriptions			-		-
90-000-F11-54-5426-0000 Advertising and Publicity	(4,304)	(3,449)	(2,996)	(2,796)	(3,800)
<b>5-Expenses Total</b>	<b>(45,458)</b>	<b>(44,106)</b>	<b>(44,750)</b>	<b>(53,057)</b>	<b>(46,700)</b>
<b>F11-Run for the Animals Total</b>	<b>59,311</b>	<b>53,768</b>	<b>50,250</b>	<b>73,008</b>	<b>53,300</b>
<b>F12-Cosley Classic Golf Outing</b>					
<b>4-Revenues</b>					
90-000-F12-42-4200-0000 Cosley Classic Golf Fees	22,945	30,359	30,000	25,709	30,000
90-000-F12-42-4206-0000 Sponsorship-Cosley Classic	19,695	17,725	21,000	23,083	19,000
90-000-F12-46-4610-0000 Cosley Classic-Donations	5,375	3,107	-	3,155	-
90-000-F12-46-4617-0000 Cosley Classic Golf Sponsors			-		-
90-000-F12-46-4619-0000 Grants-Operating			-		-
90-000-F12-46-4620-0000 Cosley Classic In-Kind	9,804	25,766	-	23,741	-
<b>4-Revenues Total</b>	<b>57,819</b>	<b>76,956</b>	<b>51,000</b>	<b>75,687</b>	<b>49,000</b>
<b>5-Expenses</b>					
90-000-F12-52-5210-0000 Contractual - Other	(12,659)	(8,827)	(8,900)	(7,866)	(9,500)
90-000-F12-52-5225-0000 Entertainment	(250)	-	(250)	0	(250)
90-000-F12-52-5235-0000 Printing	(640)	(1,993)	(1,900)	(2,621)	(1,900)
90-000-F12-52-5236-0000 In Kind Services Expenses	(9,804)	(10,488)	-	(9,348)	-
90-000-F12-53-5302-0000 General Supplies	(4,240)	(2,418)	(3,000)	(1,375)	(3,000)
90-000-F12-53-5304-0000 Postage and Mailing	(200)	(200)	(200)	(458)	(200)

**DETAILED REVENUES AND EXPENSES BY AREA (every account number)**

	2013 Actuals	2014 Actuals	2015 Budget	2015 Actuals	2016 Proposed
90-000-F12-53-5337-0000 In-Kind Supplies Expenses	-	(15,278)	-	(14,393)	-
90-000-F12-54-5407-0000 Prizes and Giveaways	(2,584)	(3,493)	(2,800)	(4,248)	(3,400)
90-000-F12-54-5425-0000 Dues and Subscriptions	-	-	-	-	-
90-000-F12-54-5426-0000 Advertising and Publicity	-	(413)	(750)	(55)	(750)
<b>5-Expenses Total</b>	<b>(30,377)</b>	<b>(43,110)</b>	<b>(17,800)</b>	<b>(40,364)</b>	<b>(19,000)</b>
<b>F12-Cosley Classic Golf Outing Total</b>	<b>27,442</b>	<b>33,846</b>	<b>33,200</b>	<b>35,324</b>	<b>30,000</b>
<b>F13-Fall Fest</b>					
<b>4-Revenues</b>					
90-000-F13-42-4206-0000 Sponsorship-Fall Fest	5,250	6,275	-	2,850	-
90-000-F13-45-4585-0000 Fall Fest Sales	25,489	20,463	25,000	19,280	25,000
90-000-F13-46-4617-0000 Fall Fest Sponsors	-	-	-	-	-
90-000-F13-46-4620-0000 Fall Fest In-Kind	-	-	-	-	-
<b>4-Revenues Total</b>	<b>30,739</b>	<b>26,738</b>	<b>25,000</b>	<b>22,130</b>	<b>25,000</b>
<b>5-Expenses</b>					
90-000-F13-52-5210-0000 Contractual - Other	-	(60)	-	0	-
90-000-F13-52-5235-0000 Printing	(213)	(700)	(500)	0	(500)
90-000-F13-52-5236-0000 In Kind Services Expenses	-	-	-	-	-
90-000-F13-53-5302-0000 General Supplies	(13,589)	(11,659)	(13,500)	(12,387)	(13,500)
90-000-F13-53-5304-0000 Postage and Mailing	-	-	-	-	-
90-000-F13-53-5337-0000 In-Kind Supplies Expenses	-	-	-	-	-
90-000-F13-54-5407-0000 Prizes and Giveaways	-	-	-	-	-
90-000-F13-54-5425-0000 Dues and Subscriptions	-	-	-	-	-
90-000-F13-54-5426-0000 Advertising and Publicity	(2,812)	(625)	(2,000)	(1,735)	(1,500)
<b>5-Expenses Total</b>	<b>(16,614)</b>	<b>(13,044)</b>	<b>(16,000)</b>	<b>(14,122)</b>	<b>(15,500)</b>
<b>F13-Fall Fest Total</b>	<b>14,125</b>	<b>13,694</b>	<b>9,000</b>	<b>8,007</b>	<b>9,500</b>
<b>F14-Festival of Lights</b>					
<b>4-Revenues</b>					
90-000-F14-42-4206-0000 Sponsorship-Festival of Lights	6,650	2,450	6,000	5,640	2,500
90-000-F14-45-4585-0000 Festival of Lights Sales	167,985	171,839	170,000	178,447	170,000
90-000-F14-46-4617-0000 Festival of Lights Sponsors	-	500	-	0	-
90-000-F14-46-4620-0000 Festival of Lights In-Kind	-	-	-	-	-
<b>4-Revenues Total</b>	<b>174,635</b>	<b>174,789</b>	<b>176,000</b>	<b>184,087</b>	<b>172,500</b>
<b>5-Expenses</b>					

**DETAILED REVENUES AND EXPENSES BY AREA (every account number)**

	2013	2014	2015	2015	2016
	Actuals	Actuals	Budget	Actuals	Proposed
90-000-F14-52-5210-0000 Contractual - Other			-		-
90-000-F14-52-5235-0000 Printing	(1,125)	(1,088)	(950)	0	(950)
90-000-F14-52-5236-0000 In Kind Services Expenses			-		-
90-000-F14-53-5302-0000 General Supplies	(80,901)	(81,717)	(81,967)	(85,193)	(80,000)
90-000-F14-53-5304-0000 Postage and Mailing			-		-
90-000-F14-53-5337-0000 In-Kind Supplies Expenses			-		-
90-000-F14-54-5407-0000 Prizes and Giveaways			-		-
90-000-F14-54-5425-0000 Dues and Subscriptions	(50)	(50)	-	(50)	-
90-000-F14-54-5426-0000 Advertising and Publicity	(3,733)	(3,733)	(3,033)	(4,174)	(4,500)
<b>5-Expenses Total</b>	<b>(85,809)</b>	<b>(86,588)</b>	<b>(85,950)</b>	<b>(89,417)</b>	<b>(85,450)</b>
<b>F14-Festival of Lights Total</b>	<b>88,825</b>	<b>88,201</b>	<b>90,050</b>	<b>94,670</b>	<b>87,050</b>
<b>F15-Day at the Races</b>					
<b>4-Revenues</b>					
90-000-F15-42-4206-0000 Sponsorship-Day at the Races	1,777	-	-	0	-
90-000-F15-46-4610-0000 Donations-Operating	581	-	-	0	-
90-000-F15-46-4617-0000 Day at the Races Sponsors					-
90-000-F15-46-4619-0000 Grants-Operating					-
90-000-F15-46-4620-0000 Day at the Races In-Kind					-
<b>4-Revenues Total</b>	<b>2,358</b>	<b>-</b>	<b>-</b>	<b>0</b>	<b>-</b>
<b>5-Expenses</b>					
90-000-F15-52-5210-0000 Contractual - Other			-		-
90-000-F15-52-5235-0000 Printing			-		-
90-000-F15-52-5236-0000 In Kind Services Expenses			-		-
90-000-F15-53-5302-0000 General Supplies	(80)	-	-	0	-
90-000-F15-53-5304-0000 Postage and Mailing			-		-
90-000-F15-53-5337-0000 In-Kind Supplies Expenses			-		-
90-000-F15-54-5407-0000 Prizes and Giveaways			-		-
90-000-F15-54-5425-0000 Dues and Subscriptions			-		-
90-000-F15-54-5426-0000 Advertising and Publicity			-		-
<b>5-Expenses Total</b>	<b>(80)</b>	<b>-</b>	<b>-</b>	<b>0</b>	<b>-</b>
<b>F15-Day at the Races Total</b>	<b>2,278</b>	<b>-</b>	<b>-</b>	<b>0</b>	<b>-</b>
<b>F16-Western Grazing Festival</b>					
<b>4-Revenues</b>					
90-000-F16-42-4200-0000 Western Grazing Fest Fees	5,538	6,178	5,500	0	5,000

**DETAILED REVENUES AND EXPENSES BY AREA (every account number)**

	2013 Actuals	2014 Actuals	2015 Budget	2015 Actuals	2016 Proposed
90-000-F16-42-4206-0000 Sponsorship-Grazing Festival	1,546	-	2,000	0	2,000
90-000-F16-46-4620-0000 Western Grazing Fest In-Kind			-		-
<b>4-Revenues Total</b>	<b>7,084</b>	<b>6,178</b>	<b>7,500</b>	<b>0</b>	<b>7,000</b>
<b>5-Expenses</b>					
90-000-F16-52-5210-0000 Contractual - Other	(3,837)	(3,161)	(1,500)	0	(1,500)
90-000-F16-52-5225-0000 Entertainment	(350)	-	(1,900)	0	(1,500)
90-000-F16-52-5235-0000 Printing	(1,448)	(2,827)	(1,650)	0	(1,250)
90-000-F16-52-5236-0000 In Kind Services Expenses			-		-
90-000-F16-53-5302-0000 General Supplies	(43)	(684)	(250)	0	(250)
90-000-F16-53-5304-0000 Postage and Mailing	-	-	(200)	(200)	(200)
90-000-F16-53-5337-0000 In-Kind Supplies Expenses			-		-
90-000-F16-54-5407-0000 Prizes and Giveaways	(53)	(25)	-	0	-
90-000-F16-54-5425-0000 Dues and Subscriptions			(25)		(25)
90-000-F16-54-5426-0000 Advertising and Publicity	(310)	(826)	(500)	0	(500)
<b>5-Expenses Total</b>	<b>(6,042)</b>	<b>(7,523)</b>	<b>(6,025)</b>	<b>(200)</b>	<b>(5,225)</b>
<b>F16-Western Grazing Festival Total</b>	<b>1,042</b>	<b>(1,345)</b>	<b>1,475</b>	<b>(200)</b>	<b>1,775</b>
<b>F18-Cosley Foundation Memberships</b>					
<b>4-Revenues</b>					
90-000-F18-46-4616-0000 Foundation Membership Sales	19,481	18,613	17,500	22,798	17,500
<b>4-Revenues Total</b>	<b>19,481</b>	<b>18,613</b>	<b>17,500</b>	<b>22,798</b>	<b>17,500</b>
<b>5-Expenses</b>					
90-000-F18-52-5210-0000 Contractual - Other			-		-
90-000-F18-52-5235-0000 Printing	-	-	(1,500)	(1,789)	(1,500)
90-000-F18-53-5302-0000 General Supplies	(1,724)	-	(600)	(657)	(600)
90-000-F18-53-5304-0000 Postage and Mailing			-		-
90-000-F18-54-5407-0000 Prizes and Giveaways			-		-
90-000-F18-54-5425-0000 Dues and Subscriptions			-		-
<b>5-Expenses Total</b>	<b>(1,724)</b>	<b>-</b>	<b>(2,100)</b>	<b>(2,446)</b>	<b>(2,100)</b>
<b>F18-Cosley Foundation Memberships Total</b>	<b>17,758</b>	<b>18,613</b>	<b>15,400</b>	<b>20,352</b>	<b>15,400</b>
<b>L00-Partners for Lincoln Marsh</b>					
<b>4-Revenues</b>					
90-000-L00-42-4241-0000 PLM Events				7,783	-
90-000-L00-45-4504-0000 Event Book Sales				1,135	-



**DETAILED REVENUES AND EXPENSES BY AREA (every account number)**

	2013 Actuals	2014 Actuals	2015 Budget	2015 Actuals	2016 Proposed
90-000-L00-46-4610-0000 Donations-Operating	200	801	-	0	-
90-000-L00-46-4619-0000 Grants-Operating			-		
90-000-L00-48-4801-0000 Interest Income	62	38	60	46	-
<b>4-Revenues Total</b>	<b>262</b>	<b>839</b>	<b>60</b>	<b>8,965</b>	<b>-</b>
<b>5-Expenses</b>					
90-000-L00-52-5214-0000 Financial Service Charges				(335)	-
90-000-L00-54-5426-0000 Advertising and Publicity				(3,076)	-
90-000-L00-54-5437-0000 Capital Donation to Linc Marsh					
90-000-L00-57-5701-0000 Capital-Lincoln Marsh					
<b>5-Expenses Total</b>				<b>(3,411)</b>	
<b>L00-Partners for Lincoln Marsh Total</b>	<b>262</b>	<b>839</b>	<b>60</b>	<b>5,554</b>	<b>-</b>
<b>L11-Toohy Golf Outing</b>					
<b>4-Revenues</b>					
90-000-L11-42-4200-0000 Toohy Golf Outing Fees					
90-000-L11-42-4206-0000 Sponsorship-Toohy Golf Outing					
90-000-L11-46-4617-0000 Toohy Golf Outing Sponsors					
90-000-L11-46-4620-0000 Toohy Golf Outing In-Kind					
<b>4-Revenues Total</b>					
<b>5-Expenses</b>					
90-000-L11-52-5225-0000 Entertainment					
90-000-L11-52-5236-0000 In Kind Services Expenses					
90-000-L11-53-5302-0000 General Supplies					
90-000-L11-53-5337-0000 In-Kind Supplies Expenses					
90-000-L11-54-5407-0000 Prizes and Giveaways					-
90-000-L11-54-5437-0000 Capital Donation to Linc Marsh	(59,328)	(850)		0	
<b>5-Expenses Total</b>	<b>(59,328)</b>	<b>(850)</b>		<b>0</b>	
<b>L11-Toohy Golf Outing Total</b>	<b>(59,328)</b>	<b>(850)</b>		<b>0</b>	<b>-</b>
<b>90-Cosley Foundation Total</b>	<b>86,086</b>	<b>130,392</b>	<b>(126,151)</b>	<b>104,083</b>	<b>(205,202)</b>

TO: Building and Grounds Committee

FROM: Rob Sperl, Director of Parks & Planning  
Steve Hincee, Superintendent of Planning

THROUGH: Michael Benard, Executive Director

RE: Cosley Zoo Animal Welcome Center / Quarantine Facility

DATE: September 2, 2016



**SUMMARY:**

Cosley Zoo recently went through the American Zoo and Aquarium (AZA) accreditation process for the fourth time after first becoming accredited in 2000. An ongoing concern for the review committees has been our lack of a quarantine facility - referred to by staff as an "animal welcome center". Essentially this building would allow us to keep new animals separated from the rest of the zoo for a period of time after we receive them. This is a standard safety protocol that allows us to maintain the health of our other animals by not introducing any potential contagious illnesses.

Plans were developed by our consultant to construct the Animal Welcome Center at the Cosley Zoo utilizing the foundation of the former house/office on the site. This building is currently decommissioned and is planned for demolition. Bids were solicited on August 8, 2016 and they were opened on August 31, 2016. The results were as follows:

<b>Contractor</b>	<b>Base Bid</b>	<b>Alt #1 Deduct Demolition</b>
Kandu Construction	\$558,108.00	-\$18,000.00
Manusos General Contractors	\$596,000.00	-\$20,500.00
EP Doyle & Son	\$596,823.00	-\$6,000.00
Wetmore & Associates	\$598,750.00	-\$1,800.00
Poulos, Inc.	\$624,000.00	-\$18,000.00
Boller Construction	\$637,000.00	-\$15,000.00
RC Wegman	\$646,000.00	-\$19,000.00
Reliable	\$734,888.00	-\$15,000.00

References for low bidder were favorable. A recommendation letter from Kmiecik Architects is also attached.

**PREVIOUS COMMITTEE/BOARD ACTION:**

Kmiecik Architects was approved in September 2015 to design this facility in amount of \$30,000

**REVENUE OR FUNDING IMPLICATIONS:**

A summary of expenses is as follows:

Item	Amount
Kmiecik Architects	\$30,000
Kandu Construction	\$558,108
Owner Supplied Equipment	\$10,000
Est. Permit Fee	\$5,000
<b>Total</b>	<b>\$603,108</b>

A summary of funding is as follows:

Item	Account #	Budgeted Amount
Cosley House Demolition	40-800-813-57-5701-0000	\$25,000
50% of Construction (WPD Capital)	40-800-813-57-5706-0000	\$250,000
50% of Construction (Cosley Foundation)	90-000-F00-57-5701-0000	\$250,000
<b>Total</b>		<b>\$525,000</b>

**FOUNDATION FUNDING**

On March 23, 2016 the Cosley Zoo Foundation Board Voted to Make a \$500,000 Donation to the Wheaton Park District with \$250,000 Donated in December 2016 and \$25,000 Donated Annually beginning in December 2017 until the Donation Balance is Reached. This Donation is Made to Pay the Costs Associated with the Construction of the Animal Welcome Center / Quarantine Facility for Cosley Zoo. On April 27, 2016, the Cosley Zoo Foundation Board Voted to Approve its 2016 Operating and Capital Budget which included the initial \$250,000 Donation. A Donation Agreement is provided for Board Consideration at the September Board Meeting. A similar Donation Agreement between the Foundation and the Park District was approved related to the purchase of the Prairie Office Building in 2012.

**STAKEHOLDER PROCESS:**

Executive Director Benard met with the Homeowners Association that includes neighbors to the subject property at their annual meeting in 2015 to give a presentation that included graphic depictions of the planned building. Subsequently staff conducted a meeting with the neighbors one February 29, 2016, in accordance with the City’s demolition permitting process. There were no negative comments at either meeting and those present were grateful for the advance communication and asked that they be kept informed throughout the process.

**LEGAL REVIEW:**

Legal counsel prepared standard bidding and contracting documents.

**ATTACHMENTS:**

Kmiecik Architects recommendation letter

**ALTERNATIVES:**

An alternate bid was requested to deduct the partial demolition to allow staff to seek quotes independently. Based on the costs of the recent demolition of the house at Blanchard Rd. it is the opinion of staff that any savings by contracting the demolition separately would be minimal and create the potential for coordination issues between the two contracts. Therefore staff recommends keeping the demotion as a part of the overall contract.

**RECOMMENDATION:**

It is recommended that the Wheaton Park District Board of Commissioner's approve a contract with Kandu Construction for the Cosley Zoo Quarantine Facility in the amount of \$558,108.

# KMIECIK ARCHITECTS LTD.

1621 ASTON COURT  
WHEATON, ILLINOIS 60187-3701  
708-347-0941  
E-MAIL lmk@kmiecik-architects.com

14 September 2016

Steve Hinchee  
Superintendent of Planning, RLA  
Wheaton Park District  
1000 Manchester Road  
Wheaton, IL. 60187

**PROJECT** Cosley Zoo Quarantine Facility Bid Results and Recommendation

**PROJECT #** 2015-018

Dear Steve,

My review of the bids of the above mentioned project is as follows:

Eight bids were received. All bidders acknowledged receipt of the addendums and had the required bid bond.

Contractor	Location	Base Bid	Alternate Deduct to omit demolition
Kandu Construction	Lincolnwood	\$ 558,108.00	(\$ 18,000.00)
Manusos General Contracting	Fox Lake	\$ 596,000.00	(\$ 20,000.00)
E.P. Doyle & Sons	Wheaton	\$ 596,823.00	(\$ 6,000.00)
Wetmore & Associates	Wheaton	\$ 598,750.00	(\$ 1,800.00)
Poulos Inc.	Chicago	\$ 624,000.00	(\$ 18,000.00)
Boller Construction	Waukegan	\$ 637,000.00	(\$ 15,000.00)
R.C Wegman	Aurora	\$ 646,000.00	(\$ 19,000.00)
Reliable & Associates Construction	Chicago	\$ 734,888.00	(\$ 15,000.00)

My estimate for the project was \$ 600,000.00  
Average Bid \$ 623,946.00  
Average Bid with high and low thrown out \$ 616,426.00  
Throwing out the high and low bids, the remaining six were within \$ 50,000.00 of each other.

I recommend that the alternate bid to omit the demolition of the structure not be accepted. Based on recent bids the Park District has received for building demolition on projects of a similar size, any cost savings that may be gained would be out weigh having a separate contractor responsible because of the selective demolition.

Kandu's bid form did not have references listed for 5 projects completed in the last three years (they ranged from 1998-2016) nor did it have any information regarding their current project load as required by the bid documents. I requested this information and received a new reference list but not a current project list as of this time. The PD was copied on the updated reference list. I have attempted to contact the names on the reference list and have spoken to a few. Everyone I spoke to had nothing poor to say about Kandu Construction and when asked if they would work with them again they all responded yes depending on the project scope. The Quarantine project falls within the scope they mentioned.

I did speak with James Kandu. He assured me that the drawings were clear and his bid was complete. He had no questions and did not have any concerns from his subs. Kandu does their own concrete and carpentry work. They have 8 employees.

The bids are right in line were I estimated they would be. Not included in the contractors bid were the lockers, washer and dryer and miscellaneous items to be furnished and installed by the WPD totaling about \$10,000.00.

I have never worked with Kandu Construction personally. I would recommend that the Park district award Kandu the project in the amount of \$ 558,108.00.

Sincerely,  
Kmiecik Architects, Ltd.

A handwritten signature in black ink, appearing to read "Larry M. Kmiecik". The signature is fluid and cursive, with a long horizontal stroke at the end.

Larry M. Kmiecik, NCARB  
Principal / Kmiecik Architects Ltd.

X.C. via Email Rob Sperl Director of Parks and Planning, Mike Benard, Executive Director

New 9

TO: Board of Commissioners

FROM: Rob Sperl, Director of Parks and Planning  
Steve Hinchee, Superintendent of Planning

THROUGH: Michael Benard, Executive Director

RE: 2016 Northside Monument Restoration Bid

DATE: September 2, 2016



**SUMMARY:**

The Northside Park Obelisk is a World War I memorial monument listing the names of 500 Wheaton citizens who fought in WWI on bronze plaques found on the east and west elevations. The monument is also encircled by randomly placed limestone pavers. The monument was reportedly relocated and reconstructed at the current site in 1936. Restoric LLC, a restoration consultant, performed a conditions survey of the monument and determined it to be in poor condition and in need of repair.

Staff solicited bids for this project on August 17, 2016 and they were opened on September 1, 2016. The results were as follows:

<b>Contractor</b>	<b>Bid Amount</b>
Marion Inc.	\$55,180
Eugene Matthews Inc.	\$62,780
Berglund Inc.	\$59,000

An alternate was included to remove, clean and re-lay the limestone pavers around the base of the obelisk. The alternate was recorded as an “add” or “deduct” from the base bid amount. The bid results were as follows:

<b>Contractor</b>	<b>Alt #1 – Pavers Add or Deduct Amount</b>
Marion Inc.	+ \$15,680
Eugene Matthews Inc.	+ \$ 34,840
Berglund Inc.	+ \$30,000

Staff checked references for Marion Inc. and they were favorable.

**PREVIOUS COMMITTEE/BOARD ACTION:**

N/A

**REVENUE OR FUNDING IMPLICATIONS:**

A summary of the FY2016 Budget that will be used to pay for monument restoration is as follows:

<b>Item</b>	<b>Budgeted Amount</b>	<b>Account #</b>
Monument Restoration	\$40,000	40-800-826-57-5701-0000

**STAKEHOLDER PROCESS:**

N/A

**LEGAL REVIEW:**

Our legal counsel provided the front end bid documents and sample legal agreement that will be used with the selected bidder.

**ATTACHMENTS:**

N/A

**ALTERNATIVES:**

A more cost effective approach may be to remove the bronze plaques from the obelisk at a later date and have them refurbished or recreated. They could then be incorporated into a new war memorial at a location such as Memorial Park.

Staff would recommend replacing the limestone pavers in house following the restoration.

**RECOMMENDATION:**

Staff recommends that the Wheaton Park District Board of Commissioner's approve the bid from Marion Inc. for \$55,180.



TO: Board of Commissioners

FROM: Rob Sperl, Director of Parks and Planning  
Steve Hinchee, Superintendent of Planning

THROUGH: Michael Benard, Executive Director

RE: 2016 FALL Asphalt Projects

DATE: September 9, 2016



### **SUMMARY:**

In 2011 staff inventoried pavement throughout the district (approx. 1.8 million sq. ft.) and developed an annual budget for replacement over a 20 year period. Each year projects are assessed to replace the highest priorities with the allotted budget. For this Fall, staff requested bids to:

- Replace the asphalt paths at Graf Park
- Replace the asphalt at Thompson Cul de Sac at Seven Gables Park

Due to the proximity of the asphalt paths surrounding the turf field at Graf Park, staff also determined the need for a different surface adjacent to the sidelines. The Recreation Department has also made staff aware that the ramp to the concession stand may be slippery for participants wearing cleats. The Recreation Department would like the Porous Pave material installed on the concession stand ramp in addition to the turf field sidelines.

Plans and specifications were prepared by staff. Bids were solicited on August 17, 2016 and they were opened on September 1, 2016. The results were as follows:

<b>Contractor</b>	<b>Graf Park Asphalt Paths</b>	<b>Graf Park Porous Pave on field sidelines</b>	<b>Seven Gables Park Thompson Cul de Sac</b>	<b>Alt #1 Graf Park Porous Pave to Concessions</b>
Brothers Asphalt	\$132,345.38	\$66,809.20	\$25,353.00	\$4,016.00
Schroeder Asphalt	\$145,145.00	\$53,988.00	\$27,083.00	\$3,500.00

Brothers Asphalt is the overall low bidder when all of the projects are combined. Brothers Asphalt total is \$228,523.58 vs a total of \$229,716 from Schroeder Asphalt.

The Porous Pave material will be installed right next to the new asphalt paths. The existing paths adjacent to the field sidelines must also be milled to accommodate the Porous Pave. Staff is of the opinion that the quality of the job would be better if the same contractor performed all of the work at Graf Park. Additionally the job should be completed sooner, minimizing impact to our programs and patrons. The additional cost for the alternate for adding this material to the ramp adjacent to the concessions is not being recommended.

Staff also requested unit costs for undercuts in the event that poor soils are encountered. Unit costs for Porous Pave were also requested to allow flexibility to add other areas. The bid results were as follows:

<b>Contractor</b>	<b>Graf Undercuts (per C.Y.)</b>	<b>Graf Porous Pave (per S.F.)</b>
Brothers Asphalt	\$300.00*	\$7.75
Schroeder Asphalt	\$75.00	\$9.00

*\*Note: Staff recognized an irregularity in the unit cost for Graf Undercuts (avg. unit cost was \$91 per CY in spring of 2016). Staff was able to clarify a misunderstanding with the contractor. A corrected unit cost of \$75 per CY was provided in an email dated 9/16/16.*

References for all of the lowest bidders were favorable.

**PREVIOUS COMMITTEE/BOARD ACTION:**

NA

**REVENUE OR FUNDING IMPLICATIONS:**

\$500,000 is budgeted within the current fiscal year (40-000-000-57-5701-0000).

Spring 2016 Asphalt Projects	\$66,780.00
Fall 2016 Asphalt Projects	\$228,523.58
Contingency	\$21,000.00
Est. cost of Central Athletic Complex brick pavers lot	\$87,540.00
<b>Total</b>	<b>\$403,843.58</b>

**STAKEHOLDER PROCESS:**

Staff worked with the Recreation department and District 200 to choose the optimal time to conduct the projects. Due to daily Soccer practices and football games every weekend, the contractors are only permitted to work from 7:00 – 3:30 Monday through Friday.

**LEGAL REVIEW:**

Contract documents were provided by our legal counsel.

**ATTACHMENTS:**

N/A

**ALTERNATIVES:**

N/A

**RECOMMENDATION:**

It is recommended that the Wheaton Park District Board of Commissioner's accept the bid from Brothers Asphalt for the Fall Asphalt Projects in the amount of \$228,523.58 for the (2) projects above, in addition to a contingency amount of \$21,000 in the event poor soils are discovered.

TO: Board of Commissioners

FROM: Rob Sperl, Director of Parks & Planning  
Steve Hinchee, Superintendent of Planning

THROUGH: Michael Benard, Executive Director

RE: Arrowhead Parking Lot Expansion

DATE: September 2, 2016



**SUMMARY:**

During the busiest days Arrowhead's parking lot (approximately 350 spaces) fills up completely. 2015 Engineering Resources & Associates (ERA) was hired to develop concept plans to expand the parking lot. Concepts were reviewed by staff and the Buildings & Ground sub-committee. The recommendation was to expand the parking in an area north of the maintenance building to allow staff to park there and free space for the public in the existing lot. This would add 58 spaces to the overall parking lot.

Plans and specifications were prepared by ERA. Bids were solicited on August 10, 2016 and they were opened on August 31, 2016. The results were as follows:

Contractor	Base Bid	Unit Costs			
		Soil on Site (CY)	Soil Haul Off (CY)	Stone Base (CY)	Geo-Fabric (SY)
Evans & Son	\$228,810.00	\$27.00	\$45.00	\$40.00	\$1.55
Chicagoland Paving	\$254,626.90	\$25.00	\$39.00	\$40.00	\$2.50
Allstar Asphalt	\$259,601.50	\$35.00	\$70.00	\$40.00	\$1.00
Abbey Paving	\$271,786.55	\$15.95	\$23.95	\$32.10	\$1.65
Murphy Paving	\$289,289.00	\$18.00	\$40.00	\$75.00	\$10.00
Alliance Contractors	\$308,896.96	\$15.00	\$40.00	\$40.00	\$1.00
Accu-Paving	\$309,324.00	\$19.00	\$41.00	\$44.00	\$3.50
Schwartz Excavating	\$375,129.00	\$20.00	\$40.00	\$40.00	\$1.08
A-Lamp Concrete	\$375,218.45	\$20.00	\$45.00	\$45.00	\$1.50

The low bidder, Evans & Son, has performed work on previous park district projects and staff has been satisfied with their work. A recommendation letter from ERA is also attached.

**PREVIOUS COMMITTEE/BOARD ACTION:**

NA

**REVENUE OR FUNDING IMPLICATIONS:**

\$460,000 is budgeted within the current fiscal year (60-612-000-57-5701-0000). This amount was budgeted based on more costly design solutions that were eliminated during the concept review process.

**STAKEHOLDER PROCESS:**

N/A

**LEGAL REVIEW:**

Contract documents were provided by our legal counsel.

**ATTACHMENTS:**

ERA recommendation letter

Parking Plan

**ALTERNATIVES:**

N/A

**RECOMMENDATION:**

It is recommended that the Wheaton Park District Board of Commissioner's approve a contract with the low bidder Evans & Son for the Arrowhead Parking Lot Expansion in the amount of \$228,810.



ENGINEERING  
RESOURCE ASSOCIATES

ENGINEERS | SCIENTISTS | SURVEYORS

September 1, 2016

Mr. Steve Hinchee, PLA  
Superintendent of Planning  
Wheaton Park District  
Wheaton, IL 60187

**SUBJECT: Arrowhead Golf Course Parking Improvements  
Summary of Bid Results and Award Recommendation**

Dear Mr. Hinchee:

Engineering Resource Associates, Inc. (ERA) has received bid results from Schwartz Excavating, Abbey Paving, Accu-Paving, A Lamp Concrete, Alliance Contractors, Allstar Asphalt, Chicagoland Paving<sup>1</sup>, Evans and Son Blacktop, and Murphy Paving for the Arrowhead Golf Course Parking Improvements Project. The engineer's opinion of probably construction cost for the project is \$295,057.35. The apparent low bidder for the project is Evans and Son Blacktop, at a base bid of \$228,810.00, which is 22% lower than the engineer's cost opinion. The average bid price is \$296,964.71, which is 0.6% higher than the engineer's cost opinion.

Evans and Son Blacktop has submitted all documents requested in the bid documents. Based on the information above, we recommend that the Wheaton Park District consider awarding the Arrowhead Golf Course Parking Improvements project contract to Evans and Son Blacktop. Please advise if you have any questions or comments.

Respectfully submitted,  
ENGINEERING RESOURCE ASSOCIATES, INC.

Andrew R Kustus, P.E., CFM  
Project Engineer

1. Note: The base bid for Chicagoland Paving was recorded on the bid tab sheet as \$245,626.90. The actual base bid amount is \$254,626.90. This does not impact the apparent low bidder.

**WARRENVILLE**

3s701 West Avenue, Suite 150  
Warrenville, IL 60555  
P 630.393.3060

**CHICAGO**

10 South Riverside Plaza, Suite 875  
Chicago, IL 60606  
P 312.474.7841

**CHAMPAIGN**

2416 Galen Drive  
Champaign, IL 61821  
P 217.351.6268



New 12

TO: Board of Commissioners

FROM: Rob Sperl, Director of Parks and Planning  
Steve Hinchee, Superintendent of Planning

THROUGH: Michael Benard, Executive Director

RE: Central Portable Ice Rinks

DATE: September 16, 2016



**SUMMARY:**

The chiller for the Central Athletic Complex Gyms was designed with the capability to provide chilled water for a portable ice rink system adjacent to the athletic fields. Staff, in cooperation with Elara Engineering, developed plans and specifications that were based largely on a similar rink in Winnetka. Seven companies throughout the US and Canada were provided plans and specifications. Bids were solicited on May 27, 2016 and they were opened on June 14. The results were as follows:

Contractor	Base Bid 55'x 160' Rink	Alt #1 Additional 48'x 125' Rink
Custom Ice USA, Inc.	\$77,300*	\$53,600**
Serv-Ice Refrigeration, Inc.	\$99,902	\$85,205

*\*Add \$1,700 sub-header design for simple setup & takedown*

*\*\* Add \$1,500 sub-header design for simple setup & takedown*

Staff recommends adding the sub-headers to simplify the filling or emptying glycol from the system during setup and takedown.

**PREVIOUS COMMITTEE/BOARD ACTION:**

N/A

**REVENUE OR FUNDING IMPLICATIONS:**

\$500,000 was budgeted in in the current fiscal year (40-000-187-57-5701-0000). The low bidder was less than staff's estimated cost of \$162,000 for this portion of work based on a similar project in Winnetka. Anticipated costs for the entire project include:

Item	Amount	Notes
Civil Engineering	\$52,000	Current contract w/ V3
Portable Ice Rinks	\$134,400	Recommended low bid amount
Permeable Paver Ice Rink Surface Pads	\$303,000	V3 low bid for ice rink pad*
Ice Re-surfacer and Misc. Equipment	Est. \$15,000	Staff estimate

Permit Fees	Est. \$5,000	Staff estimate
<b>Total</b>	<b>\$509,600</b>	

*\*This amount was calculated from V3's bid proposal for the construction of the ice rink permeable paver pads (minus the cost of the small parking lot and using standard pavers). Further detail can be found in the Central Park Ice Rink Permeable Paver Pad statement of issue.*

**STAKEHOLDER PROCESS:**

N/A

**LEGAL REVIEW:**

Our legal counsel provided the front end bid documents and sample legal agreement that will be used with the selected bidder.

**ATTACHMENTS:**

Ice rink layout plan

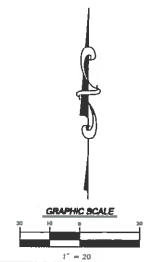
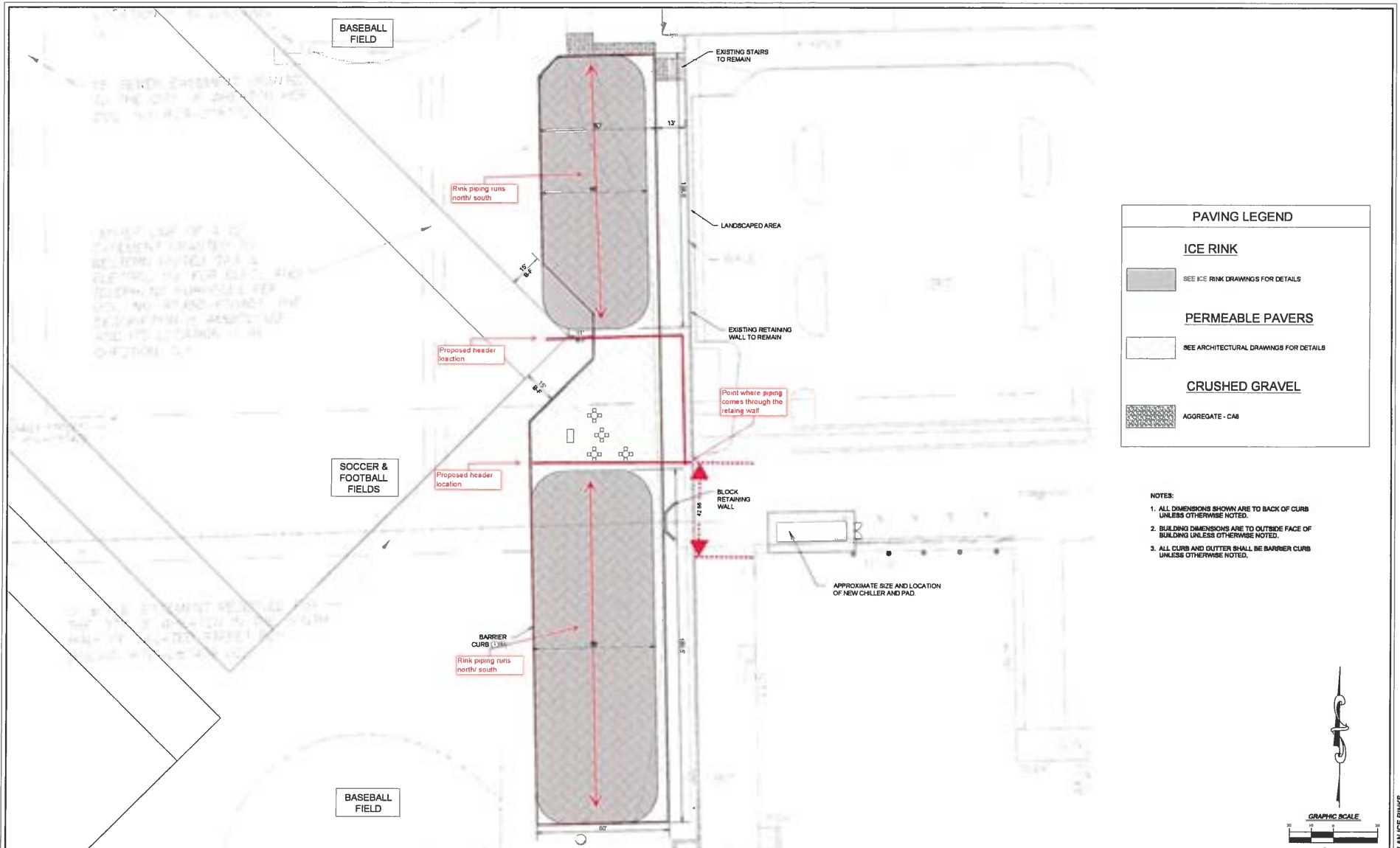
**ALTERNATIVES:**

N/A

**RECOMMENDATION:**

It is recommended that the Wheaton Park District Board of Commissioner's approve the base bid from Custom Ice USA with alternate #1 and sub-headers for the Central Portable Ice Rinks in the amount of \$134,100.





**V3**  
Vista, Virtute, Vittute... "The Vision to Transform with Excellence"

V3 Companies  
7325 Jones Avenue  
Woodridge, IL 60517  
830.724.9200 phone  
830.724.9202 fax  
www.v3co.com

REVISIONS			
NO.	DATE	DESCRIPTION	

PROJECT NO. 10120 WPD	DESIGNED BY ADN
FILE NAME C3.0 LAYOUT WPD.DWG	DRAWN BY BJD
ORIGINAL ISSUE DATE 05-10-16	CHECKED BY JRB
SCALE 1:20	PROJECT MANAGER JRB

**CENTRAL PARK ICE RINKS**

WHEATON ILLINOIS

**LAYOUT PLAN ICE RINKS**

DRAWING NO.  
**C3.1**

10120.WPD - LAYOUT PLAN ICE RINKS

New 13



TO: Board of Commissioners

FROM: Rob Sperl, Director of Parks and Planning  
Steve Hincee, Superintendent of Planning

THROUGH: Michael Benard, Executive Director

RE: Central Park Ice Rink Permeable Paver Pads

DATE: September 15, 2016

**SUMMARY:**

V3 was hired as a consulting civil engineer to prepare plans and specifications for the construction of permeable paver pads for outdoor ice rinks at the Central Athletic Complex. The pads will be adjacent to the newly construct athletic fields. This area is situated in the floodplain and is therefore considered a special management area requiring detailed planning and calculations to ensure there are no adverse impacts. During the warmer months the pads will serve as space for picnic tables and other outdoor activities. A small compensatory storage basin west of Main Street in Central Park is needed to compensate for a small amount of fill at the pad.

In order to reduce the amount of impervious on the site that would necessitate storm water BMP's, the conversion small asphalt parking lot to permeable was added to the scope of work. The parking lots at the Central Athletic Complex have been identified for replacement in the next 5 years. Accelerating the work benefits the ice rink project and this work would ordinarily be paid for with asphalt replacement budget. A separate cost for this work was requested for the purposes of tracking the cost separately.

Bids were solicited on August 25, 2016 and they were opened on September 15, 2016. The results were as follows (*first 3 columns add up to base bid total*):

Contractor	Permeable Paver Ice Rink Pad	Comp. Storage	Permeable Paver Parking Lot	Base Bid Total	Alt #1 Standard Paver	Alt #2 Pre-cast Trench
V3	287,000.00	70,000.00	99,000.00	\$456,000.00	-\$54,000.00	+\$25,000
Copenhaver Construction	331,500.00	75,000.00	119,000.00	\$525,500.00	-\$21,000.00	+\$18,900
Hoppy's Landscaping	377,741.00	67,440.00	82,260.00	\$527,441.00	\$59,150.00	No Bid
Martam Construction	338,870.00	94,650.00	98,032.00	\$531,552.00	-\$60,000.00	No Bid
Schaeffges Brothers	427,000.00	80,000.00	97,900.00	\$604,900.00	-\$61,000.00	No Bid
Continental	299,000.00	174,000.00	199,000.00	\$672,000.00	No Bid	No Bid
Kee Construction	586,580.18	64,231.80	148,691.70	\$799,503.68	-\$69,000.00	No Bid

An upgraded paver finish was specified for the ice rink area as part of the base bid. The upgraded finish provide an improve aesthetic to a pedestrian area in the summer months. The aggregate of the standard finish begins to show through after a few years. Alternate #1 was included to provide flexibility to scale back if the project came in over budget. If accepted, the contract cost would become \$402,000.

Alternate #2 was included to add a precast utility trench to house some of the piping for the portable ice rink. This would give the ice rinks a cleaner look and minimize obstructions between the ice rinks and the seating are in between them.

V3 has performed similar work at Cosley and 855 Prairie in the past. Staff has been satisfied with V3's performance on that project.

**PREVIOUS COMMITTEE/BOARD ACTION:**

N/A

**REVENUE OR FUNDING IMPLICATIONS:**

\$500,000 was budgeted in the current fiscal year (40-000-187-57-5701-0000). In addition \$243,799 remains in the asphalt replacement fund (40-000-000-57-5701-0000).

Item	Amount	Notes
Civil Engineering	\$52,000	Current contract w/ V3
Portable Ice Rinks	\$134,400	Recommended low bid amount
Permeable Paver Ice Rink Surface Pads	\$303,000	V3 bid for ice rink pad & comp. storage
Ice Re-surfacer and Misc. Equipment	Est. \$15,000	Staff estimate
Permit Fees	Est. \$5,000	Staff estimate
<b>Sub-total</b>	<b>\$509,600</b>	
Permeable Paver Parking	\$99,000	V3 bid for permeable paver parking
<b>Grand Total</b>	<b>\$608,600</b>	

**STAKEHOLDER PROCESS:**

N/A

**LEGAL REVIEW:**

Our legal counsel provided the front end bid documents and sample legal agreement that will be used with the selected bidder.

**ATTACHMENTS:**

V3 Engineer's Opinion of Probable Costs dated 7/13/2016

**ALTERNATIVES:**

N/A

**RECOMMENDATION:**

It is recommended that the Wheaton Park District Board of Commissioner's approve the base bid and alternate #1 from V3 in the amount of \$402,000.



**ENGINEER'S OPINION OF PROBABLE CONSTRUCTION COST FOR  
WPD - Central Park Ice Rinks Site Improvements**

Wheaton, IL  
Revised 7/13/2016

1.0	EARTHWORK & EROSION CONTROL	QUANTITY	UNITS	UNIT PRICE	COST
1.01	SILT FENCE	950	lf	\$ 2.50	\$ 2,375.00
1.02	EROSION CONTROL BLANKET	900	sy	\$ 2.50	\$ 2,250.00
1.03	INLET FILTER BASKETS	12	ea	\$ 200.00	\$ 2,400.00
1.04	COIR LOG DITCH CHECK	1	ea	\$ 150.00	\$ 150.00
1.05	6" TOPSOIL STRIP & STOCKPILE	493	cy	\$ 5.00	\$ 2,465.00
1.06	CLAY & LIMESTONE PATH EXCAVATION AND HAUL OFFSITE	1,591	cy	\$ 30.00	\$ 47,724.00
1.07	6" TOPSOIL STRIP AND HAUL OFFSITE	276	cy	\$ 30.00	\$ 8,280.00
1.07	6" TOPSOIL RESPREAD FROM STOCKPILE	493	cy	\$ 10.00	\$ 4,930.00
1.08	CCDD TESTING/CHARACTERIZATION FEE	1	ls	\$ 6,500.00	\$ 6,500.00
<b>Subtotal Division 1.0:</b>					<b>\$ 77,074.00</b>

2.0	STORM SEWER SYSTEM	QUANTITY	UNITS	PRICE	COST
2.01	PERFORATED UNDERDRAIN HDPE (4")	1,118	lf	\$ 20.00	\$ 22,360.00
2.02	STORM SEWER, HDPE (8")	40	lf	\$ 30.00	\$ 1,200.00
2.03	MITERED END SECTION (8")	2	ea	\$ 200.00	\$ 400.00
2.04	EXISTING STRUCTURE RIM ADJUSTMENTS	2	ea	\$ 300.00	\$ 600.00
2.04	15" NYLOPLAST DRAIN BASIN W/ 15" STANDARD GRATE	2	ea	\$ 400.00	\$ 800.00
2.05	DEMO EXISTING STORM SEWER IN WEST BASIN	81	lf	\$ 15.00	\$ 1,215.00
<b>Subtotal Division 2.0:</b>					<b>\$ 26,575.00</b>

3.0	PAVING - ICE RINKS	QUANTITY	UNITS	UNIT PRICE	COST
3.01	UNILOCK -IL CAMPO PAVERS, 6" CA-7, 8" CA-1 FABRIC	19,325	sf	\$ 10.00	\$ 193,250.00
3.02	FLUSH CURB	900	lf	\$ 15.00	\$ 13,500.00
3.03	CRUSHED LIMESTONE PATH, 6" DEPTH	7	cy	\$ 75.00	\$ 525.00
<b>Subtotal Division 3.0:</b>					<b>\$ 207,275.00</b>

4.0	MISCELLANEOUS	QUANTITY	UNITS	UNIT PRICE	COST
4.01	RETAINING WALL	30	sff	\$ 30.00	\$ 900.00
4.02	MOBILIZATION	1	ls	\$ 10,000.00	\$ 10,000.00
4.03	CCDD TESTING/CHARACTERIZATION FEE	1	ls	\$ 6,500.00	\$ 6,500.00
4.04	LIGHT POLE JUNCTION BOX ADJUSTMENTS	2	ea	\$ 500.00	\$ 1,000.00
4.05	NATURALIZED SEEDING MIX - COMP. STORAGE AREA	0.22	acre	\$ 5,000.00	\$ 1,116.28
<b>Subtotal Division 5.0:</b>					<b>\$ 19,516.28</b>

5.0	PAVING - PARKING MODIFICATIONS	QUANTITY	UNITS	UNIT PRICE	COST
5.01	UNILOCK PAVERS - INC. 6" CA-7, 10" CA-1, GEO FABRIC	6,675	sf	\$ 10.00	\$ 66,750.00
5.02	PERFORATED UNDERDRAIN HDPE (4")	282	lf	\$ 20.00	\$ 5,640.00
5.03	FLUSH CURB	15	lf	\$ 15.00	\$ 225.00
5.04	FULL DEPTH ASPHALT REMOVAL & DISPOSAL	495	cy	\$ 30.00	\$ 14,850.00
5.05	FULL DEPTH PAVEMENT SAWCUT	15	lf	\$ 5.00	\$ 75.00
<b>Subtotal Division 4.0:</b>					<b>\$ 87,540.00</b>

<b>TOTALS:</b>					
1.0	EARTHWORK & EROSION CONTROL				\$ 77,074.00
2.0	STORM SEWER SYSTEM				\$ 26,575.00
3.0	PAVING - ICE RINKS				\$ 207,275.00
4.0	MISCELLANEOUS				\$ 19,516.28
				Subtotal	\$ 330,440.28
				10% Contingency	\$ 33,044.03
				<b>TOTAL:</b>	<b>\$ 363,484.30</b>
5.0	PAVING - PARKING MODIFICATIONS				\$ 87,540.00
				10% Contingency	\$ 8,754.00
				<b>TOTAL:</b>	<b>\$ 96,294.00</b>

*This Engineer's Opinion of Probable Cost is based upon the Final Engineering Plans for Central Park Ice Rinks, prepared by V3 Companies, dated 6/10/16. Since V3 Companies has no control over the cost of labor, materials, equipment or services furnished by others, or over the Contractor's methods of determining prices, or over competitive bidding or market conditions, this Opinion of Probable Construction Costs is made based on V3 Companies' best judgment as an experienced and qualified professional engineer, familiar with the construction industry; however, V3 Companies can not and does not guarantee that proposals, bids or actual Construction Costs will not vary from the Opinions of Probable Construction Costs prepared by V3 Companies.*

Typical Exclusions/Assumptions

- \* This Engineer's Opinion of Probable Construction cost does not include burial of any overhead utility lines or relocation of existing utility services including site lighting*
- \* All haul off is assumed to meet CCDD clean waste requirements.*
- \* Ice Rink piping, installation, temporary bedding, boards etc. are not included in this EOPCC*
- \* No buildings or retaining wall modifications are proposed within this scope*
- \* Soft cost fees*
- \* Permitting or impact fees*
- \* Restoration of the Playing Fields is not included beyond the topsoil respread*

Typical Units

lf = linear feet  
sf = square feet  
sff = square foot face  
sy = square yards  
cy = cubic yards  
ea = each  
ls = lump sum  
acre  
allowance  
ton

**TO: Mike Benard, Executive Director**  
**FROM: Andy Bendy, Director of Special Facilities**  
**RE: September 21, 2016 Board Report**

---

**Cosley Zoo - Susan Wahlgren, Zoo Director**

**Fundraising/Revenue Activities**

**Admissions:**

- Due to the heat and humidity, visitation and revenue numbers are slightly down from the previous year with 110,926 guests in 2016 versus 112,292 in 2015. Financial data is below:

<b>Month</b>	<b>2016 Revenue</b>	<b>2016 Avg./Day</b>	<b>2015 Revenue</b>	<b>2015 Avg./Day</b>
January	\$ 1,916	\$ 63.87	\$ 1,856	\$ 61.87
February	\$ 4,857	\$ 167.48	\$ 629	\$ 22.46
March	\$ 14,715	\$ 474.68	\$ 14,673	\$ 473.32
April	\$ 25,013	\$ 833.37	\$ 26,998	\$ 899.93
May	\$ 36,432	\$ 1,175.23	\$ 31,264	\$ 1,008.52
June	\$ 34,397	\$ 1,146.57	\$ 35,267	\$ 1,175.58
July	\$ 33,789	\$ 1,089.97	\$ 41,846	\$ 1,349.87
August	\$ 36,553	\$ 1,179.13	\$ 35,693	\$ 1,151.38
<b>Total</b>	<b>\$ 187,672</b>		<b>\$ 188,266</b>	

**Casual Interpretation:**

- Duck and chicken feeding continue to be popular activities for guests, garnering \$18,784 in revenue since April 1.
- The Bobcats Backstage program is having its strongest year to date, having generated \$2,079 in revenue compared to the 2015 year-end total of \$1,978. Animal care staff has conducted 60 of these unique programs so far this year.

**Significant Activities/Accomplishments**

**Education Programs and Activities:**

- The last Cosley Zoo summer camp was held the first week of August. The camp was well attended with 17 participants. Camps typically accommodate a maximum of 16 participants but with the assistance of a Junior Zookeeper (JZ) we were able to accommodate an additional individual on the wait list. This was the third time this summer that we were able to accommodate campers on the wait list due to JZ assistance.
- The zoo presented Minion Day August 11. Guests had the opportunity to visit with two costumed Minions. This event created record breaking attendance with 2,321 people visiting the zoo (previous record was 1,771). While guests waited in line to see the Minions, several JZs and staff offered educational critter carts and visits with some of the zoos animal ambassadors.
- The 2015/2016 JZ year finished off with an overnight at the zoo. Two staff and 23 JZs enjoyed this social year end activity that included games, pizza, a movie and tent camping on the zoo's front lawn.
- Education Supervisor, Natasha Fischer attended a Kane-DuPage Regional Museum Association (KDRMA) which offered the program "Creating Senior Programming for Your Community".
- Educator and Teen Specialist, Jackie Karnstedt began interviews for the 2016/2017 JZ year. She accepted 48 individuals into the program.
- This season's Summer Teen program wrapped up at the end of August. The thirteen teens enrolled in the program contributed a total of 229.75 hours helping to educate visitors about the zoo's animals.

- Program data for August is below:

### Total Programs - August

Type of Program	2016 Number of programs	2016 Number of participants	2015 Number of programs	2015 Number of participants
Outreach	4	160	4	103
Casual Interpretation	281	13,134	171	11,763
Birthdays	0	0	1	17
Camps	1	17	1	13
Jr Zookeepers Club	6	41	1	22
School programs	7	115	3	56
Scout Programs	0	0	1	18
Park District programs	1	19	5	56
Special/Members Events	1	2156	1	944
Rentals	9	341	17	615
<b>Total</b>	<b>310</b>	<b>15,983</b>	<b>205</b>	<b>13,607</b>

### Total Programs – Year to Date

Type of Program	2016 Number of programs	2016 Number of participants	2015 Number of programs	2015 Number of participants
Outreach	78	2468	98	3,312
Casual Interpretation	1,231	54,047	937	48,324
Birthdays	14	264	12	201
Camps	6	88	6	75
Jr Zookeepers Club	40	376	20	306
School programs	142	3,289	131	3,109
Scout Programs	26	411	23	342
Park District programs	41	1,203	35	554
Special/Members Events	7	4,709	5	2,463
Rentals	52	2,950	61	3,298
<b>Total</b>	<b>1,637</b>	<b>69,805</b>	<b>1,328</b>	<b>61,984</b>

### General Activities:

- The 33<sup>rd</sup> annual Mike Williams Cosley Classic was held August 1<sup>st</sup> with 155 golfers joining staff and volunteers for a great day.
- Staff and interns from Shedd Aquarium's Audience Research and Evaluation department were once again on site at Cosley Zoo for two days in August to conduct guest surveys as part of a joint institutional evaluation project. In total, the staff and interns collected four days of visitor data at Cosley Zoo for the project. Interpretation of the data is being done by staff from Shedd Aquarium and Brookfield Zoo with results anticipated later this year.
- Education Intern Faith Lagunas completed her commitment to the zoo at the end of August. The Education Department will be welcoming a new intern, Chris Grecko on September 6.
- Staff has completed interviews enabling the addition of eight new animal care volunteers.
- The last two summer Animal Care Interns have completed their tour of duty at the zoo. Staff is currently reviewing fall intern applicants and anticipates offering positions to 4-5 new interns in the near future.
- Staff reviewed 133 applicants and conducted 11 interviews for an open part-time zookeeper position with plans to have a new hire in place before the end of September.
- August 24, Education Supervisor, Natasha Fischer and Zoo Director, Sue Wahlgren attended a Zoo Ready meeting sponsored by AZA, USDA, and U of I Veterinary School. This free workshop provided small Illinois zoos with information on contingency planning and the opportunity to have some of their emergency plans reviewed by first response trainers.
- The new *Coins for Conservation* kiosk is complete and available to zoo guests. This kiosk gives visitors the opportunity to support four different wildlife conservation projects.



- Cosley Zoo staff joined together to make and sell animal paintings on behalf of the staff at BRECs Baton Rouge Zoo (an AZA accredited facility) where many employees have lost everything due to severe flooding. A total of \$1,100 was raised (\$560 painting sales/\$540 donations) to aid the dedicated Baton Rouge Zoo staff.
- The zoo's Emergency Preparedness Team conducted a visitor injury drill August 30 in which an unresponsive child (doll) was found in the raccoon exhibit pond. This was the fourth emergency response drill implemented in 2016.

**Parks Plus Fitness Manager – Ryan Miller**

- Health and Wellness Committee met August 2 to discuss upcoming Lunch and Learn Events and to gather ideas for the Fall Newsletter.
- Staff met with August 11 with a FT Cares Foundation representative to discuss Light the Torch 5K Run/Walk schedule to take place Friday, September 30.
- Health and Wellness Committee hosted a Lunch and Learn Event August 24 at Northside Park. This event included Jersey Mike's sandwiches and canoeing; 22 employees attended this event.
- Staff met August 25 with the Internal Communication Charter to discuss upcoming goals and to discuss each sub committee's current findings.

<b>PPFC Membership Breakdown</b>	<b>Annual</b>	<b>3-Month</b>	<b>1-Month</b>	<b>Fit-N-Swim</b>	<b>Total</b>
<b>August 2016</b>	2,065	8	37	0	2,110
<b>August 2015</b>	2,051	12	16	0	2,079
<b>July 2016</b>	2,071	14	31	0	2,116
<b>July 2015</b>	2,049	17	43	0	2,109
<b>June 2016</b>	2,070	53	47	6	2,176
<b>June 2015</b>	2,047	57	38	3	2,145
<b>Monthly Total Attendance/ Usage</b>	9,654				

**PPFC August 2016 New and Renew Memberships:**

<b>Membership Type</b>	<b>New</b>	<b>Renew</b>	<b>Total Amount</b>
Annual	55	78	\$32,029
Silver Sneakers	20	38	\$3,078
3 Month	5	3	\$801
<b>Total for all Types</b>	<b>80</b>	<b>119</b>	<b>\$35,907</b>

**Arrowhead Food and Beverage**

**Brian Whitkanack- Director, Restaurant and Banquet Operations**

**Banquets**

- We hosted 57 events for 3,410 guests in August.
- We hosted 11 weddings with 7 of them having their ceremonies outdoor.
- We hosted 2 large golf outings, including the Annual Cosley Zoo Outing
- Banquet sales were up \$25,000 for the month compared to 2015

**Restaurant**

- Hosted our monthly music theme night August 5<sup>th</sup> with Country Night. The Whiskey and Harmony band performed on the patio with a complimentary nacho bar from 10:30-11:30 and beer bucket specials.
- August also brought seven Fantasy Football draft parties that included Nacho bar, drink tickets, the Champion's Room with the necessary supplies for a draft party. This package is quite popular and well liked.
- Although permanent tee times ended the last weekend in August, we decided to continue with breakfast service through September due to the quantity of Rain Checks received. Many of the guys are very happy about that.

**Arrowhead Golf Club-Bruce Stoller, Director**

- Work on the front entrance project continued as weather permitted. Earth moving is now complete as well as irrigation. Electrical work will be completed in preparation to relocate the stone signs on either side. Plant material will go in when weather conditions allow, but pine straw has been put down in the meantime to make the area look more finished.
- Heavy rains caused bunker washouts on a few occasions in August. The grounds crew did an excellent job of repairing these and generally had them ready for play by the end of the following day.
- Spraying for mosquitoes continued as needed in August. Special attention is given to the area around the clubhouse and patio. Multiple applications were needed in August as high temperatures and frequent rain made for optimal breeding conditions.
- The new restroom trailer was opened to the public on the 16<sup>th</sup>. Accent pieces and landscaping will complete the project later this fall.
- The walk-in freezer in the kitchen was taken out of service for the first time in ten years during the last week of the month. A new diamond plate floor was installed along with two condenser motors, a compressor, door cams and a door closer. The work was all done in-house and the unit was back in service for the busy holiday weekend.
- The canopy under the main entrance was painted during the last week of the month. This completes the restraining and painting of the north elevation of the clubhouse started earlier this summer.
- The golf outing season continued with four large events taking place in August along with a number of smaller events. In addition to the annual Cosley Classic, the large outings included one political fundraiser, one charitable fundraiser and one trade association.
- New advertising pieces were added above the urinals in the men’s bathrooms on the main and lower levels.
- PGA Tour player and Wheaton native, Kevin Streelman, was at Arrowhead on the 17<sup>th</sup> to shoot some advertising pieces to be used in conjunction with a television show later this fall.
- A new local television program, Golf 360, airing on Comcast SportsNet, did a feature on Arrowhead that aired seven times during the month of August.
- The high school season began with tryouts Wednesday, August 10<sup>th</sup> and competition starting the following Monday. The season will continue through the end of September with meets schedule to take place almost every Monday through Thursday.

	2016	2015	2014	2013	2012	5 Yr. Avg.
August Paid Rounds	6,516	7,932	7,742	8,122	7,547	7,572
YTD Paid Rounds	37,568	38,596	38,774	37,911	41,296	38,829

**Historical Museum- Michelle Podkova, Educator**

- All loaned pieces of *From Flame to Fluorescent* are in the museum and staff is finalizing plans for installation of the exhibition.

**Educational Programs**

- The Culinary Historians of Northern Illinois met August 3 to finalize details for their first annual meeting to be held at the Museum October 13.
- Museum staff attended Minion Day at Cosley Zoo August 11.
- Museum staff hosted a table at Holy Cross School Back-to-School Fair August 13.
- The Museum promoted fall events and *From Flame to Fluorescent* at the Northern Illinois Steam Power Show August 11-August 14. The show hosts nearly 10,000 visitors every year.
- August 20, Terry Lynch presented “*Superheroes Then and Now*” where 34 participants attended.

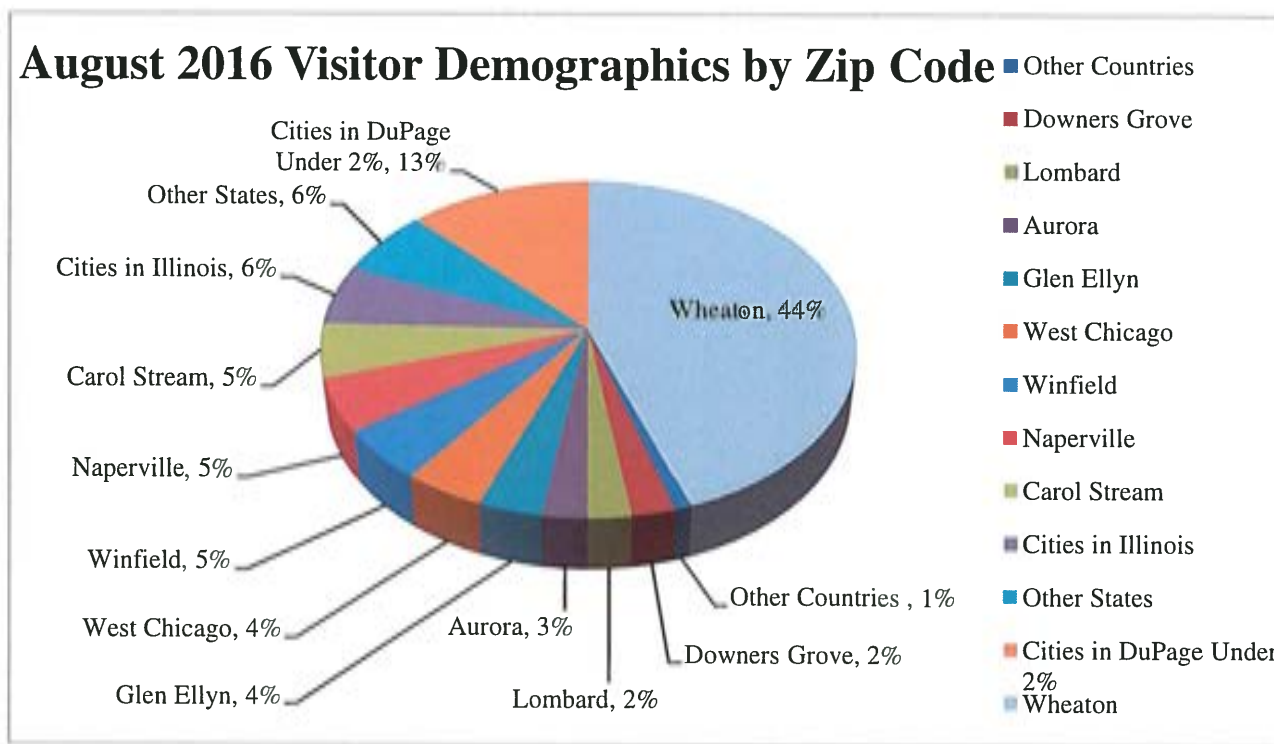
**Marketing and Foundation Events**

- Staff submitted information to Naperville Visitor’s Bureau to be featured as a tourist attraction on their newly-designed website.
- The Graphic Design team designed an ad and light pole banner for *Changing America Exhibit* and created a poster for an October 15th “Rosie the Riveter” event. This event is presented as part of the *Changing America Exhibit* and is sponsored by DuPage Historical Society.
- Light bulb shaped stress reliever giveaways were ordered for *From Flame to Fluorescent*.
- Radio station WDCB interviewed Museum Curator for Voices of DuPage.
- Staff is developing a Marketing & Development plan for remainder of 2016 & 2017.

- A print ad was submitted to the Daily Herald for the On Par Golf Outing.

**Safety and Administration**

- The museum hosted a private rental July 31: 40 people attended.
- Staff finalized a grant report and wrote a grant proposal for \$2,500 for the DuPage Foundation. Grants will be announced in December.
- The museum welcomes Julia Stephenson as a fall intern. Julia is a Wheaton North student.
- Staff attended SCARCE training (a WPD Green Team initiative to minimize WPD’s environmental footprint).
- Kyra completed her summer internship, Kyra learned about accessioning, digitalization, customer service, and exhibit development while interning with DCHM this year.
- The Museum received Award of Excellence for the conservation/collections project “Rehousing of offsite storage” and Award of Merit for *Wedding Traditions Unveiled* exhibit.



**Total Visitors for August 2016:** 811 (compared to 562 August 2015)

**Total Visitors for 2016:** 5,216 (compared to 4,753 in 2015)

**Aquatics/Safety – Wendy Russell, Manager**

- Pool Passes for the 2016 season totaled \$414,889/8,034 versus 2015 pass totals of \$392,880/7,738. The Dog Days of Summer passes for the month of August totaled \$933/35 passes.
- The third Lifeguard Safety Audit for the season was conducted by Jeff Ellis & Associates Tuesday, August 9. Guards were randomly picked by the auditor to video tape their scan observations. They are also tested on a team scenario of an unconscious guest or a neck and spinal injury and a Vigilance awareness drill and an individual rescue. Both pools were audited and scores were added together with environmental protection and supervisor accessibility for the final outcome. The outcome for the day was “exceeds”. The guards did an awesome job this summer keeping up on their training, skills and teamwork.
- The Wheaton Park District Risk Management Committee held their monthly meeting August 25, 2016. Topics for the meeting were the speed bumps that were added in the Community Center parking lot and the panic buttons on the Community Center indoor track. Community Center employee, Christine Carroll received a \$25.00 gift card for her suggestion.
- The 2016 Aquatic Season is now over with both pools closed for the season. Both facilities had a successful and safe season. Thank you to the staff at both facilities for a safe and successful season.

**TO: Mike Benard, Executive Director**  
**FROM: Margie Wilhelmi, Director of Marketing / Fund Development**  
**RE: September 21, 2016 Board Report**

---

## Marketing

### **Arrowhead Restaurant**

Promotional materials are in place for the Oktoberfest special menu beginning September 17 through October 3. A new kid's menu is scheduled for launch this month.

### **Arrowhead Golf**

CDGA email offer distributed to members September 9 included: "Get a free riding cart at Arrowhead in Wheaton when you show this email in the pro shop during the month of September. Offer valid Monday-Thursday through September 29."

### **Arrowhead Events**

With the holidays only a few short months away, requests for updated signage, website listings and eblast are in the works to promote various Arrowhead party packages. Promotional items have been purchased for distribution at upcoming expos and include chip clips and nail files.

### **Cosley Zoo**

The zoo recently partnered with Allied Marketing to spread the word about the release of a new animal themed film titled *Wild Life*. As part of the partnership, representatives from Wild Life came to Cosley Zoo September 3 and hosted coloring book stations and provided giveaways. The event was very well received. Pumpkin Fest print ads will run in October issues of West Suburban Living and Naperville Magazine. Signage will be displayed in front of Cosley Zoo and an eblast will be distributed featuring the festival activities.

### **DuPage County Historical Museum**

Promotional materials and eblasts are requested for distribution the week of 9-12 for *From Flame to Fluorescent Exhibit*. A fishing exhibit titled "*Hooked*" is planned for 2017. We are reaching out to several hundred DuPage county teachers through an email letter in hopes of bringing their classrooms into the Art & History component of the "*Hooked*" exhibit.

### **Parks Plus Fitness Center**

Community Appreciation Days take place September 15-19 when guests can receive free use of the fitness center, childcare services and group fitness classes. The Annual Class Pass or Fitness Center Memberships are 15% off all month long and 20% during Community Appreciation Days. For every \$100 spent at Parks Plus Fitness Center in September, members will receive an entry to win a FitBit ChargeHR. Throughout Community Appreciation Days, various business vendors will be onsite with giveaways. (Whole Foods, DeMoulin Family Chiropractic, Dick Pond, and Costco). The final Beat the Heat Promotion (ran July & August) results: 52 NEW & 75 RENEW memberships.

### **POOLS**

Both aquatic facilities are officially closed for the season. The final Dog Days of Summer Promotion than ran the month of August resulted in 25 new and 10 renewal passes. (ran August 1 through end of season). To cross promote Clocktower Commons, we included a coupon with the final Rice pool eblast. To date, 4 people have redeemed the coupon.

### **RECREATION**

Recreation instituted a flexible week by week summer camp schedule this year. Marketing assisted in getting the word out through posters, eblast, Facebook posts and inclusion in a featured spotlight post on Go West Young Mom. As a result, Recreation saw a 59% increase in registration.

August 15, a "We've Missed You" e-blast was sent to more than 7,800 and opened by over 3,000 contacts. We received great feedback from participants who had not registered for any recreation programs in 2016.



Birthday Party Offer- children whose birthday parties were booked at a Wheaton Park District facility received a free single ice cream or single slice of fudge (May-August birthdays only). Thirty one children received this offer.



### **Special Events**

#### **Wheaton Brew Fest | August 6**

Sponsorship= \$8,350

Total Tickets Sold= 1,581

#### **Shakespeare in the Park | August 26 & 27**

Sponsorship= \$7,000

DuPage County Historical Museum (concessions) = \$1,559

Shakespeare in the Park Production (donations toward event including onsite and GoFundMe donate campaigns) = \$3,458

### **Development**

#### **Cosley Foundation**

The 2016 Mike Williams Cosley Classic Golf Outing final expenses are in and are currently being reconciled. Total net revenue for the event may be slightly higher than originally anticipated at approx. \$30,000.

DuPage Community Foundation President Dave McGowan reviewed \$50,000 endowment agreement with local resident, provided feedback and suggested meeting donor as soon as possible. Final updates will be approved by Cosley Foundation before presenting agreement to donor.

Cosley Zoo Pumpkin Fest & Cosley Zoo Festival of Lights: Proposals have gone out to all past Cosley Zoo sponsors and likely prospects, large mass mailings and emails will be sent out week of September 12.

There is a tentative sponsor agreement for \$4,500 to be recognized as Festival of Lights Presenting Sponsor and Pumpkin Fest Pumpkin Patch Sponsor.

#### **DuPage County Historical Museum Foundation**

Lisle based Molex (parent company Koch Industries) has joined at the \$2,000 level as *From Flame to Fluorescent* exhibition co-sponsor. We received a check directly from the Office of the CEO and will work hard to continue developing this relationship.

A "Roof Dedication" reception is scheduled for Tuesday, October 25 at 6pm at the museum to honor Daniel & Carol Goodwin of Inland Real estate for their generous donation to replace the museum's roof. A ceremony will begin at 6:30. IA take-away piece for guests is being created to provide updates on the future of the Museum and encourage additional financial support.

The *On Par for DuPage* golf outing (Thursday, September 29) is shaping up to be a successful event. As of September 9, pledged sponsorship is at \$20,750, exceeding 2015 sponsorship by over \$4,000. Raffle and silent auction items donated thus far have a combined value exceeding \$4,000. Currently, 80 golfers are enrolled and we hope to exceed last year's total of 90 golfers.

### **Miscellaneous**

New donor management software called Kindful is up and running. Staff anticipates it will take several months to customize it to our specific application. The new software will allow us to conduct a much more robust and efficient year-end direct mail campaign for each of the three foundations.

TO: Michael Benard, Executive Director  
 FROM: Mary Beth Cleary, Director of Recreation  
 RE: Recreation Program Report  
 DATE: September 7, 2016



**Community Center Rentals and Revenue Comparison  
 August 2015/August 2016**

	# of Reservations			Total Rental Hours			Rental Revenue		
	2015	2016	change %	2015	2016	change %	2015	2016	change %
Paying Renters	53	46	-13.2%	158.75	130.75	-17.6%	\$3,703.80	\$ 3,203.02	-13.5%
WDSRA	9	8	-11.1%	23	22.5	-2.2%		0	
District 200	0	1		0	9		0	0	
External (Other)	10	2	-80.0%	2	0	-100.0%	0	0	
<b>Total</b>	<b>72</b>	<b>57</b>	<b>-20.8%</b>	<b>183.75</b>	<b>162.25</b>	<b>-11.7%</b>	<b>\$3,703.80</b>	<b>\$3,203.02</b>	<b>-13.5%</b>

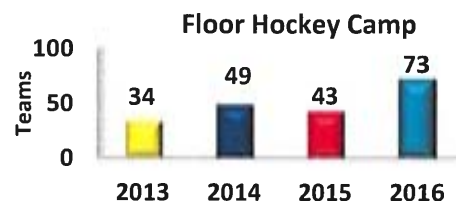
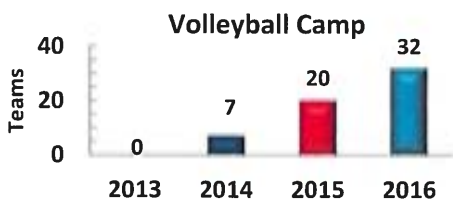
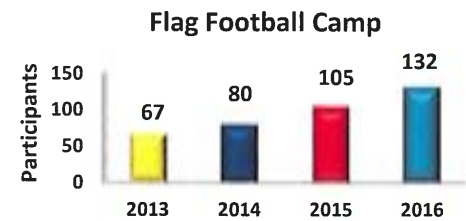
Lower revenue due to weekly renter here 4 times this month instead of 5.

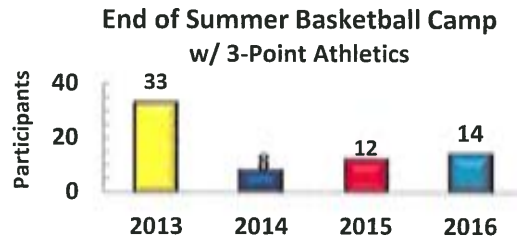
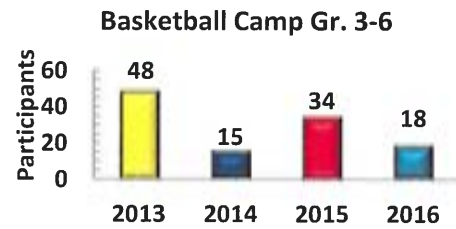
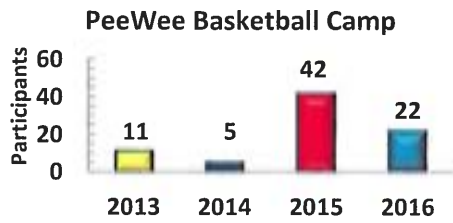
**Athletics**

- Save the date: Central Athletic Complex formal dedication ceremony Thursday, September 22 @ 6pm.

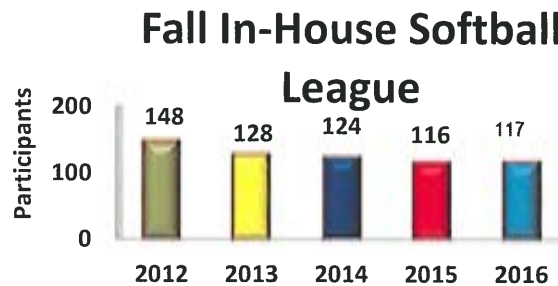


- Monday, August 1 – Friday, August 5 were the final summer 2016 Sports & Sorts and Flag football camps. Staff did a wonderful job running camps this summer and made it a fantastic experience for participants involved. Below are the final numbers for some of the 2016 athletic summer camps.

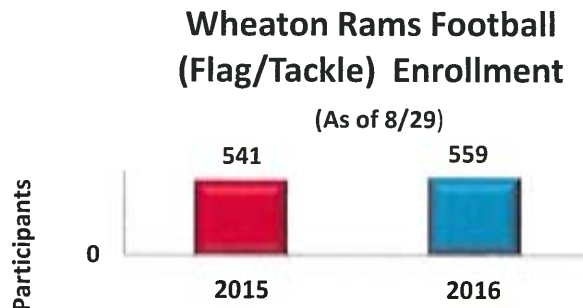




- Jay Diener facilitated Fall ball in-house baseball/softball coaches meetings and drafts on Tuesday August 9 – Thursday August 11.
- Practices began for the in-house baseball/softball leagues on Saturday August 13 and league games began Tuesday August 23.



- The tackle football season is underway with first weekend of games completed at Graf Park. Enrollment is closed to support final roster information for the league. The flag program will begin games at Graf Park on September 1. The new 10-12 flag program has 48 participants.




- We have the Central Athletic Complex Kale Gym set up as a cheerleading practice location using full cheer mats on the gym floor. The cheer squads are excited to start their competitions this month in the IRCA program.

### Wheaton Cheerleading Enrollment (As of 8/29)



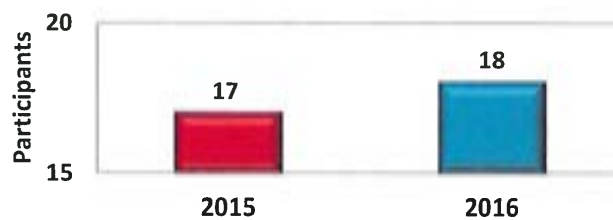
- Enrollment for fall soccer is now open and enrollment continues to grow. Participant numbers will continue to grow over the next couple of weeks before the coaches meeting on August 11. There will also be 3 middle school teams added from the Winfield Park District, Winfield in Action (WIA) soccer program. The first game was on Saturday August 27.

### Fall Soccer

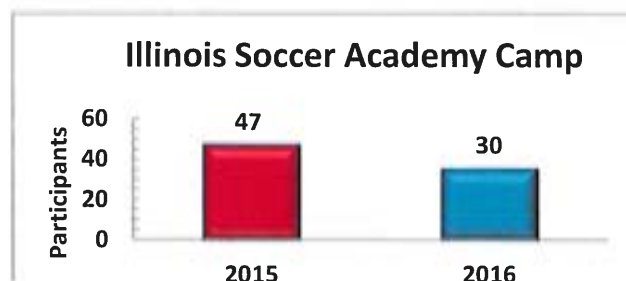


- Fall Soccer Referee Training was held on August 23 and August 25. All participants who pass training were given paperwork to complete to join our wonderful team of referees this fall season. Grace Schwanda conducted training for all the new referees.
- EVP Tour Indoor Volleyball camp held its final camp for the summer. The program will resume this fall with classes on Tuesdays evening.

### EVP Tour Indoor Volleyball Camp



- Illinois Soccer Academy Camp was offered twice throughout the summer (late June-mid August). These camps are run by Scott Meineke who used to work with our travel soccer program. These camps give participants of any skill level the opportunity to be trained by the best trainers in the area.





- The Wheaton Wings started their season in August with 15 boys teams and 10 girls teams. The week of August 8 teams held their pre-season week long camps. Regular training began the week of August 15. Ten teams attended the Schaumburg Soccerfest Tournament on August 19-21, three won their respective divisions. Regular season games begin September 10. The club had a group outing to the Chicago Fire game on August 14.
- A big thank you goes out to the Parks Department for their work on the field layout for the fall soccer season. The fields are spaced perfectly and the overall quality of the fields is in excellent condition to start the season off right.

### Early Childhood and Camps

- Wide Horizons Preschool classes began Tuesday August 30. There are currently 132 participants.
- Fall early childhood classes at Toohey Park and the Community Center begin Friday September 9.
- Toohey Park Early Childhood staff training took place on Friday August 26. Agenda items included: allergy notification protocol, on-boarding paperwork, and facility emergency response protocols.
- Early Childhood staff CPR/First Aid certification class scheduled for September 14.

### Varied Interest

- Summer Camp I Don't Know wrapped up on August 12. Camp evaluations went out the week of August 15.
- Cristin Handlon is working on compiling all summer class evaluations as they come in.
- Missoula Children's Theatre production of The Jungle Book was held on August 13 at 3pm and 5:30pm. A total of 94 tickets were comped between the two productions. (This is 8 more than last year) This is the sixth consecutive year that housing for the Missoula actors (2 hotel rooms for 8 days/7 nights) has been donated by Hampton Inn- Naperville. Below is a comparison over the last four years for this program:

	<b>2013</b>	<b>2014</b>	<b>2015</b>	<b>2016</b>
	<b>The Secret Garden</b>	<b>Rapunzel</b>	<b>Blackbeard the Pirate</b>	<b>The Jungle Book</b>
# of Participants Auditioned	43	55	51	59
Audition Revenue	\$211	\$274	\$266	\$307
# of Participants Cast	36	47	45	51
Casting Revenue	\$2,533	\$3,358	\$3,820	\$4,320
# tickets sold	253	268	198	182
Ticket Revenue	\$1,415	\$1,412	\$994	\$1,014
<b>TOTAL REVENUE</b>	<b>\$4,159</b>	<b>\$5,044</b>	<b>\$4,814</b>	<b>\$5,641</b>
Contractual Expenses	\$3,550	\$3,550	\$3,550	\$3,700
Wages Expenses	\$200	\$200	\$200	\$200
T-shirt Expenses	\$0	\$0	\$0	0
<b>TOTAL EXPENSES</b>	<b>\$3,750</b>	<b>\$3,750</b>	<b>\$3,750</b>	<b>\$3,900</b>
<b>NET REVENUE</b>	<b>\$409</b>	<b>\$1,294</b>	<b>\$1,064</b>	<b>\$1,741</b>

- Cristin Handlon will base next year's involvement with this program on two conditions: securing housing donation through Hampton Inn- Naperville, and the title of the 2017 tour dates production.
- Fall dance class enrollment has been strong with 136 dancers to date. This is twelve more than we had at this time in 2015. Classes began the week of September 12.
- Teen Service Series has their first trip for the fall on September 18 to West Suburban Humane Society.
- Children's Playhouse held its fall 2016 auditions on September 6 and 7. This season's production is "Willy Wonka Jr".
- Summer Enrichment wrapped up with the successful completion of Youth Tech, Inc classes. There was an increase of approximately \$2,000 in revenue from 2015.
- The first of the Babysitter's Series classes is scheduled for Monday, September 26. The title is "Keep 'Em' Busy".

**Mary Lubko Center.**

Two special events that celebrate summer are held every year in August. Both were moved indoors due to high heat, but everyone had a great time.

August 3	Picnic In Memorial Park	75 participants
August 19	Awesome August	35 participants
<u>Day Travel included:</u>		
August 02	Les Mis/Phantom	26 participants
August 10	Cruising Milwaukee	47 participants
August 25	Starved Rock	44 participants

**Fall Prevention:**

- One of the missions of the Center's programs is to help people develop better balance and avoid falls. Marion Joy presented a program called The Effects Aging Has On Your Balance on August 24, which sixty seniors attended. The following day we held a free introduction to our new class called Better Balance. Two Mary Lubko Center staff are teaching the new program. Kerry Weatherred and Christine Carroll are both R.N.'s and were trained by a therapist at Northwestern Medicine to develop the class. Thirty people attended the preview class.

**Marketing Efforts**

- Bret Peto wrote two articles about Mary Lubko Center programs this month. The first focused on day trips, the second on Beyond Glee. The first brought us eight new members, and the second was responsible for bringing us four new people who scheduled auditions.
- The marketing team created an A-frame advertisement that was displayed at Picnic in Memorial Park to thank the sponsors of the event and advertised upcoming special events.
- Staff worked with the Marketing Department at Wyndemere to arrange for every resident (250) to receive the new Fall Time of Your Life Newsletter in their mailbox.

## **Customer Service**

### **RecTrac**

- Processed Period End and roster transfer to history for spring 2016. Additional reports were prepared for the Program and Recreation Services Charter to analyze for class cancellations and demographics.
- Completed entering program offerings for the winter brochure. A total of 704 activities were activated (including spring offerings).
- Completed entering/proofing of the database as well as reserving facilities outside of the Community Center and CAC locations for programs offered in the winter brochure.
- Created new question groups for the spring baseball/softball leagues to be consistent with the other league sports. Restructured all league sports for consistency to have the early fee deadlines go through Monday evening.
- Wide Horizons – 2<sup>nd</sup> monthly installment of invoices were processed for 100 families.
- Created a unique code and linked 16 activity codes for the No Schoolapalooza program for the Marketing Dept. for the September E Blast.

### **Administrative**

- Customer Service Week, Oct. 3 -7 - Working with the Community Center Front Desk Managers along with PPFC Manager in coordinating the final details for this event.

### **Trainings**

- Instructed staff on asking patrons “Brochure Survey” questions
- Reviewed “Zach’s Law”
- Reviewed use of Daily Pass Waiver and Release Form
- Covered use of Panic Button
- Customer Service Standard “Turn off cell phones and PDA Devices during schedules shift.
- Customer Service Standard “Listen to patrons requests and take immediate action to assist them.

**TO:** Mike Benard, Executive Director  
**FROM:** Rob Sperl, Director of Parks & Planning  
**DATE:** September 1, 2016  
**SUBJECT:** Board Report, August 2016

---

### **Park Services Center**

- Annual reviews of all staff were completed.
- A vacant Operations position was hired with an internal candidate who was promoted from part time in a different division.
- Park Permits: 29 park permits were processed in August.
- Tree and Bench Commemorative Program: 1 memorial plaque was placed at an existing tree at Seven Gables Park in August.

### **Planning**

- 2016 Fence Projects- Construction if being scheduled for the work approved in August.
- Central Portable Ice Rinks (bid results attached) – Approval will be requested pending the bids that are received for the grading work.
- Arrowhead Parking Lot Expansion (bid results attached)
- Cosley Zoo Quarantine (bid results attached)
- Fall Asphalt Projects (bid results attached)
- Northside Memorial Restoration (bid results attached)

### **Parks & Buildings Operations**

- General cleaning was completed for all WPD facilities and shelters.
- Regular preventative maintenance of HVAC units was completed throughout the district buildings.
- Monthly building inspections and repairs were completed throughout the district buildings, as well as, low frequency playground inspections and repairs.
- Fall 2016 soccer and football request for lay-out, striping, bleacher and goal placement was completed.
- A forty-foot flagpole was installed at the CAC multipurpose fields.
- Concrete trash and recycle receptacles were installed at the CAC multipurpose fields.
- Atten concession stand walls were repainted and the floor epoxy was painted.
- Rathje and Toohey Preschools have had touch-up paintings to prep for the new school season.

### **Trades**

- A knee wall along the main entrance of the Central Athletic Complex was installed, along with 6 brick sign pillars. The concrete pads were poured concrete for the ballfield bleachers.
- A new entrance sign for Arrowhead Golf Club was started and 3 new signs for Central Athletic Complex were created, sandblasted, and painted.
- Staff successfully set-up, staffed, and took down the Brew Fest event held at Memorial on August 6, 2016.
- Staff successfully set-up, staffed, and took down the Shakespeare in the Park event held at Memorial Park on August 26 and 27, 2016.
- Various work order requests were completed throughout the district including: Lincoln Marsh, Community Center, Central Athletic Complex, Leisure Center, and Signs & Banners.
- Staff is in the process of updating and replacing all old, worn-out, and missing signs throughout the district.

### **Horticulture, Turf & Natural Resources**

- Set-up and striping for fall soccer and football has begun.
- Fall baseball set-up and regular ballfield maintenance and dragging in still ongoing.
- CAC fields were aerated with a rental machine to pump air into the ground, this helps with reducing compaction leading to better root development and healthier turf.
- CAC fields had sod repairs made, path repairs, watering, mowing and trimming.
- Trim crews day to day maintenance continues which includes mowing, trimming, pruning and general clean up.
- Completed installation of the first 85 cubic yards of engineered wood fiber (aka playground mulch). We have another 5 parks to complete in the coming weeks.

### **Conservation**

- Invasive species removal was completed at Firefighters Park, Lincoln Park, 855 Prairie.
- Herbicide application was completed at Lincoln Marsh.
- Removal of storm damaged branches at Rathje Park.
- Stump grinding was completed throughout the District.
- Removals of dead cherry trees for Teams and Ropes course.
- Safety and snow pruning was completed at Atten Park, Edison School, and Seven Gables.

### **Lincoln Marsh**

- Lincoln Marsh hosted a total of 1267 participants in August.
  - Challenge Course staff presented 57 programs to 804 participants.
  - Environmental Education staff presented 31 environmental education programs and camps to 463 participants.

- 18 Carol Stream Park District residents attended nature programs that were co-opted through the Lincoln Marsh.
- Environmental Education staff attended a Project Wet workshop hosted by the St. Charles Park District.
- 17 fathers and 24 sons attended the first Father/Son picnic at Northside Park co-opted with the recreation department.

### **Green Team Report**

- Paper recycling efforts collected and recycled 1.37 tons of paper in the Paper Retriever bin in August.
- Usagain clothing recycling efforts collected over 2,223 pounds of clothing in August. This saves 5,359,200 gallons of water, 13 cubic yards of landfill space and 33,495 pounds of CO2 prevented from emission.

### **Mechanic**

- Miscellaneous repair requests and preventative maintenance work order tickets were completed, as well as, monthly vehicle inspections.

# WHEATON PARK DISTRICT



Financial Overview

**August, 2016**

## Financial Overview Table of Contents

<b>Page #s</b>	<b>Statement Description</b>
<b>Board Requested</b>	
<a href="#"><u>1</u></a>	<a href="#"><u>AGC Month and Year to Date Departmental Operating Summary</u></a>
<a href="#"><u>2</u></a>	<a href="#"><u>Cosley Zoo Analysis</u></a>
<a href="#"><u>3</u></a>	<a href="#"><u>Cash &amp; Investments</u></a>
<a href="#"><u>4</u></a>	<a href="#"><u>Cash/Fund Balance Target Status Report</u></a>
<a href="#"><u>5</u></a>	<a href="#"><u>Investments Report</u></a>

### **Balance Sheets**

<a href="#"><u>6</u></a>	<a href="#"><u>General Fund Balance Sheets</u></a>
<a href="#"><u>7</u></a>	<a href="#"><u>Recreation Fund Balance Sheets</u></a>
<a href="#"><u>8</u></a>	<a href="#"><u>Cosley Zoo Fund Balance Sheets</u></a>
<a href="#"><u>9</u></a>	<a href="#"><u>Debt Service Fund Balance Sheets</u></a>
<a href="#"><u>10</u></a>	<a href="#"><u>Capital Projects Fund Balance Sheets</u></a>
<a href="#"><u>11</u></a>	<a href="#"><u>Arrowhead Golf Club Fund Balance Sheets</u></a>
<a href="#"><u>12</u></a>	<a href="#"><u>Information Technology Internal Service Fund Balance Sheets</u></a>
<a href="#"><u>13</u></a>	<a href="#"><u>Health Insurance Internal Service Fund Balance Sheets</u></a>

### **Operating Statements Year To Date**

<a href="#"><u>14</u></a>	<a href="#"><u>General Fund</u></a>
<a href="#"><u>14</u></a>	<a href="#"><u>Recreation Fund</u></a>
<a href="#"><u>14</u></a>	<a href="#"><u>Cosley Zoo Fund</u></a>
<a href="#"><u>15</u></a>	<a href="#"><u>Debt Service Fund</u></a>
<a href="#"><u>15</u></a>	<a href="#"><u>Capital Projects Fund</u></a>
<a href="#"><u>15</u></a>	<a href="#"><u>Arrowhead Golf Club Fund</u></a>
<a href="#"><u>15 - 16</u></a>	<a href="#"><u>Information Technology Internal Service Fund</u></a>
<a href="#"><u>16</u></a>	<a href="#"><u>Health Insurance Internal Service Fund</u></a>

### **Operating Statements By Department Year To Date**

<a href="#"><u>17</u></a>	<a href="#"><u>General Fund</u></a>
<a href="#"><u>17 - 19</u></a>	<a href="#"><u>Recreation Fund</u></a>
<a href="#"><u>19 - 20</u></a>	<a href="#"><u>Cosley Zoo Fund</u></a>
<a href="#"><u>20 - 22</u></a>	<a href="#"><u>Arrowhead Golf Club Fund</u></a>

### **Special Areas Operating Statements**

<a href="#"><u>23</u></a>	<a href="#"><u>Parks Plus Fitness Operating Summary</u></a>
<a href="#"><u>24</u></a>	<a href="#"><u>Central Athletic Complex Operating Summary</u></a>
<a href="#"><u>25</u></a>	<a href="#"><u>Special Events</u></a>



## AGC Month &amp; YTD Summary

Row Labels	Sum of Full Year Budget	Sum of Current Month	Sum of LY Month	Month Variance	% Month Variance	Sum of Current YTD	Sum of LY YTD	YTD Variance	% YTD Variance
<b>60-Golf Fund</b>									
<b>000-Administration</b>									
4-Revenues	1,700,990	10,548	612	9,935	1623.42%	796,511	746,220	50,290	6.74%
5-Expenses	(3,214,069)	(58,550)	(51,680)	(6,870)	-13.29%	(781,777)	(883,341)	101,564	11.50%
<b>000-Administration Total</b>	<b>(1,513,079)</b>	<b>(48,002)</b>	<b>(51,067)</b>	<b>3,065</b>	<b>6.00%</b>	<b>14,733</b>	<b>(137,121)</b>	<b>151,855</b>	<b>110.74%</b>
<b>101-Parks Maintenance</b>									
5-Expenses	(24,493)	(1,099)	(1,076)	(23)	2.13%	(16,977)	(15,976)	(1,002)	-6.27%
<b>101-Parks Maintenance Total</b>	<b>(24,493)</b>	<b>(1,099)</b>	<b>(1,076)</b>	<b>(23)</b>	<b>2.13%</b>	<b>(16,977)</b>	<b>(15,976)</b>	<b>(1,002)</b>	<b>-6.27%</b>
<b>601-Golf Maintenance</b>									
4-Revenues	0	0	0	0	0.00%	0	0	0	0.00%
5-Expenses	(1,316,580)	(84,511)	(87,741)	3,231	3.68%	(806,644)	(670,980)	(135,664)	-20.22%
<b>601-Golf Maintenance Total</b>	<b>(1,316,580)</b>	<b>(84,511)</b>	<b>(87,741)</b>	<b>3,231</b>	<b>3.68%</b>	<b>(806,644)</b>	<b>(670,980)</b>	<b>(135,664)</b>	<b>-20.22%</b>
<b>611-Pro Shop/Golf Fees</b>									
4-Revenues	2,501,875	307,263	421,262	(113,999)	-27.06%	1,662,738	1,772,470	(109,731)	-6.19%
5-Expenses	(847,311)	(75,000)	(55,972)	(19,028)	-33.99%	(484,330)	(424,392)	(59,938)	-14.12%
<b>611-Pro Shop/Golf Fees Total</b>	<b>1,654,564</b>	<b>232,263</b>	<b>365,290</b>	<b>(133,026)</b>	<b>-36.42%</b>	<b>1,178,409</b>	<b>1,348,078</b>	<b>(169,669)</b>	<b>-12.59%</b>
<b>612-Food and Beverage</b>									
4-Revenues	5,582,923	580,083	608,263	(28,180)	-4.63%	3,505,000	3,497,031	7,969	0.23%
5-Expenses	(4,875,821)	(396,856)	(417,812)	20,956	5.02%	(2,746,782)	(2,671,457)	(75,325)	-2.82%
<b>612-Food and Beverage Total</b>	<b>707,102</b>	<b>183,227</b>	<b>190,451</b>	<b>(7,224)</b>	<b>-3.79%</b>	<b>758,218</b>	<b>825,573</b>	<b>(67,355)</b>	<b>-8.16%</b>
<b>613-Cross Country Skiing</b>									
4-Revenues	15,000	0	0	0	0.00%	0	7,543	(7,543)	-100.00%
5-Expenses	(9,503)	(8)	(14)	6	45.07%	(62)	(1,945)	1,883	96.79%
<b>613-Cross Country Skiing Total</b>	<b>5,497</b>	<b>(8)</b>	<b>(14)</b>	<b>6</b>	<b>45.07%</b>	<b>(62)</b>	<b>5,598</b>	<b>(5,660)</b>	<b>-101.11%</b>
<b>60-Golf Fund Total</b>	<b>(486,989)</b>	<b>281,871</b>	<b>415,842</b>	<b>(133,971)</b>	<b>-32.22%</b>	<b>1,127,677</b>	<b>1,355,173</b>	<b>(227,496)</b>	<b>-16.79%</b>
<b>Grand Total</b>	<b>(486,989)</b>	<b>281,871</b>	<b>415,842</b>	<b>(133,971)</b>	<b>-32.22%</b>	<b>1,127,677</b>	<b>1,355,173</b>	<b>(227,496)</b>	<b>-16.79%</b>

## Cosley Zoo Analysis

Row Labels	Sum of Full Year Budget	Sum of Current Month	Sum of LY Month	Month Variance	% Month Variance	Sum of Current YTD	Sum of LY YTD	YTD Variance	% YTD Variance
<b>Cosley Zoo</b>									
<b>4-Revenues</b>									
41-Taxes	871,148	19,595	17,159	2,436	14.20%	473,483	453,852	19,631	4.33%
42-Charges for Services	357,140	58,176	45,347	12,829	28.29%	286,364	273,604	12,760	4.66%
44-Rentals	42,000	6,425	6,444	(20)	-0.30%	36,261	34,952	1,309	3.75%
45-Product Sales	1,130	0	20	(20)	-100.00%	989	740	249	33.65%
46-Grants & Donations	40,500	2,070	2,047	23	1.11%	19,846	44,198	(24,352)	-55.10%
47-Misc. Income	0	0	0	0	0.00%	313	226	86	38.27%
48-Interest Income	200	44	18	26	142.00%	276	42	234	557.79%
49-Transfers In	0								
<b>4-Revenues Total</b>	<b>1,312,118</b>	<b>86,309</b>	<b>71,035</b>	<b>15,273</b>	<b>21.50%</b>	<b>817,532</b>	<b>807,615</b>	<b>9,918</b>	<b>1.23%</b>
<b>5-Expenses</b>									
51-Salaries & Wages	(797,614)	(60,803)	(30,167)	(30,636)	-101.55%	(510,791)	(471,330)	(39,461)	-8.37%
52-Contractual Services	(312,802)	(4,506)	(15,327)	10,821	70.60%	(149,253)	(161,475)	12,222	7.57%
53-Supplies	(136,252)	(12,801)	(12,134)	(666)	-5.49%	(69,584)	(72,665)	3,081	4.24%
54-Other Charges	(50,335)	(3,529)	(1,375)	(2,154)	-156.68%	(29,449)	(29,985)	537	1.79%
57-Capital	0								
59-Transfers Out	0								
<b>5-Expenses Total</b>	<b>(1,297,003)</b>	<b>(81,639)</b>	<b>(59,003)</b>	<b>(22,636)</b>	<b>-38.36%</b>	<b>(759,078)</b>	<b>(735,456)</b>	<b>(23,622)</b>	<b>-3.21%</b>
<b>Cosley Zoo Total</b>	<b>15,115</b>	<b>4,669</b>	<b>12,032</b>	<b>(7,363)</b>	<b>-61.19%</b>	<b>58,455</b>	<b>72,158</b>	<b>(13,704)</b>	<b>-18.99%</b>
<b>Foundation</b>									
<b>Concessions</b>									
1-Concession Sales	63,000	11,494	11,379	114	1.00%	55,291	55,324	(33)	-0.06%
2-Concession COGS	(23,000)	(3,184)	(3,398)	214	6.29%	(14,888)	(14,606)	(283)	-1.94%
3-Concession Supplies	(1,500)	(367)	(182)	(185)	-101.60%	(1,090)	(1,438)	347	24.16%
<b>Concessions Total</b>	<b>38,500</b>	<b>7,943</b>	<b>7,799</b>	<b>143</b>	<b>1.84%</b>	<b>39,312</b>	<b>39,280</b>	<b>32</b>	<b>0.08%</b>
<b>Gift Shop</b>									
1-Gift Shop Sales	85,000	15,751	13,990	1,760	12.58%	75,467	67,007	8,459	12.62%
2-Gift Shop COGS	(40,000)	(3,502)	(3,517)	15	0.42%	(14,323)	(23,740)	9,417	39.67%
<b>Gift Shop Total</b>	<b>45,000</b>	<b>12,249</b>	<b>10,473</b>	<b>1,775</b>	<b>16.95%</b>	<b>61,143</b>	<b>43,267</b>	<b>17,876</b>	<b>41.32%</b>
<b>Concession &amp; Gift Shop</b>									
4 Concession & Gift Shop Wages	(62,000)	(6,169)	(32,310)	26,141	80.91%	(40,311)	(35,654)	(4,657)	-13.06%
<b>Concession &amp; Gift Shop Total</b>	<b>(62,000)</b>	<b>(6,169)</b>	<b>(32,310)</b>	<b>26,141</b>	<b>80.91%</b>	<b>(40,311)</b>	<b>(35,654)</b>	<b>(4,657)</b>	<b>-13.06%</b>
<b>Foundation Total</b>	<b>21,500</b>	<b>14,022</b>	<b>(14,037)</b>	<b>28,059</b>	<b>199.89%</b>	<b>60,145</b>	<b>46,893</b>	<b>13,252</b>	<b>28.26%</b>
<b>Grand Total</b>	<b>36,615</b>	<b>18,691</b>	<b>(2,005)</b>	<b>20,696</b>	<b>1032.23%</b>	<b>118,600</b>	<b>119,052</b>	<b>(452)</b>	<b>-0.38%</b>

## Cash & Investments

Description	Current Month	Prior Month	Current Month, Prior Year
<b><i>Operating Funds</i></b>			
10-General	2,967,736	3,092,023	2,765,252
20-Recreation	4,627,536	4,726,172	5,185,355
21-Special Recreation	458,876	440,631	39,432
22-Cosley Zoo	319,518	317,423	217,577
23-Liability	344,458	381,442	293,070
24-Audit	32,272	32,179	47,117
25-FICA	239,373	281,196	258,410
26-IMRF	434,398	477,532	433,276
30-Debt Service	2,566,921	2,566,870	2,355,008
60-Golf Fund	5,007,770	4,758,557	4,602,944
70-Information Technology ISF	(20,321)	(3,650)	32,097
75-Health Insurance ISF	265,315	393,186	259,624
<b>Total Operating Funds</b>	<b>17,243,852</b>	<b>17,463,560</b>	<b>16,489,164</b>
<b><i>Capital Funds</i></b>			
40-Capital Projects	6,785,080	7,001,164	5,568,615
<b>Total Capital Funds</b>	<b>6,785,080</b>	<b>7,001,164</b>	<b>5,568,615</b>
<b>Total District Funds</b>	<b>24,028,932</b>	<b>24,464,724</b>	<b>22,057,779</b>

**Fund Balance Target Analysis**  
August, 2016

	General 10	Recreation 20	Cosley 22	Insurance Liability 23	Audit 24	FICA 25	IMRF 26	Debt Service 30	Golf 60
<b>Basis of Measurement:</b>									
Budgeted expenditures less budget capital expenditures	3 to 4 months	> 2 months	3 to 6 month	3 to 6 month	3 to 6 month	3 to 6 month	3 to 6 month	\$5,000	2 - 4 months
<b>FY 2016 Budget Basis:</b>									
Budgeted expenditures less budgeted capital expenditures	4,032,146	8,551,423	1,297,003	599,000	30,814	543,027	764,256	4,093,072	9,503,575
<b>FY 2016 Targets</b>									
Target Minimum	1,008,040	1,425,240	324,250	149,750	7,700	135,760	191,060	5,000	1,583,930
Target Maximum	1,344,050	None	648,500	299,500	15,410	271,510	382,130	None	3,167,860
<b>Fund Balance as of August, 2016</b>									
Fund Balance as of 12/31/2015	2,942,921	3,485,515	286,605	361,433	44,918	311,796	433,124	845,718	
Net Profit (Loss) YTD thru August, 2016	(103,787)	(237,953)	58,455	(15,456)	(12,646)	(85,936)	(79,825)	1,721,203	
<b>Fund Balance as of August, 2016</b>	<b>2,839,134</b>	<b>3,247,562</b>	<b>345,060</b>	<b>345,977</b>	<b>32,272</b>	<b>225,860</b>	<b>353,299</b>	<b>2,566,921</b>	
<b>Cash &amp; Investments 12/31/2015</b>									<b>1,688,579</b>
<b>Cash &amp; Investments August, 2016</b>									<b>5,007,770</b>
<b>Analysis Results</b>	<b>Over Maximum Target by</b>	<b>Over Target by</b>	<b>Meets Target</b>	<b>Over Maximum Target by</b>	<b>Over Maximum Target by</b>	<b>Meets Target</b>	<b>Meets Target</b>	<b>Over Target Minimum by</b>	<b>Over Maximum Target by</b>
<b>Variances</b>									
Amount over maximum or (under minimum)	1,495,084		-	46,477	16,862	-	-		1,839,910
Amount over target or (under target)		1,822,322						2,561,921	

## All Funds

### Investment Report

Description	Current Balance	Prior Month Balance	Prior Year Balance
<b>1110-Certificates of Deposit</b>			
10-General	3,349,269	3,349,269	1,009,770
20-Recreation	4,569,282	4,569,282	3,139,911
21-Special Recreation	350,074	350,074	0
22-Cosley Zoo	247,817	247,817	0
23-Liability	400,381	400,381	249,122
24-Audit	3,046	3,046	0
25-FICA	138,972	138,972	0
26-IMRF	370,730	370,730	0
30-Debt Service	2,372,153	2,372,153	0
40-Capital Projects	5,097,256	5,097,256	2,724,458
60-Golf Fund	3,564,444	3,564,444	1,740,400
75-Health Insurance ISF	493,784	493,784	0
<b>Total Certificates of Deposit</b>	<b>20,957,207</b>	<b>20,957,207</b>	<b>8,863,661</b>
<b>1120-Treasuries</b>			
10-General	0	0	0
20-Recreation	0	0	0
23-Liability	0	0	0
24-Audit	0	0	0
30-Debt Service	0	0	0
40-Capital Projects	0	0	0
60-Golf Fund	0	0	0
<b>Total Treasuries</b>	<b>0</b>	<b>0</b>	<b>0</b>
<b>1122-Agencies</b>			
10-General	0	0	0
20-Recreation	0	0	0
23-Liability	0	0	0
24-Audit	0	0	0
30-Debt Service	0	0	0
40-Capital Projects	0	0	0
60-Golf Fund	0	0	0
<b>Total Agencies</b>	<b>0</b>	<b>0</b>	<b>0</b>
<b>Total Investments</b>	<b>20,957,207</b>	<b>20,957,207</b>	<b>8,863,661</b>

**General Fund  
Balance Sheet**

<b>Description</b>	<b>Current Balance</b>	<b>Prior Month Balance</b>	<b>Prior Year Balance</b>
<b>Assets</b>			
10-Cash & Cash Equivalents	(381,532)	(257,246)	1,755,482
11-Investments	3,349,269	3,349,269	1,009,770
12-Receivables	3,983,260	3,981,201	3,873,233
13-Interfund Receivables	0	0	0
14-Inventory	1,747	1,620	2,049
16-Prepaid/Deposits/Escrows	2,985	2,985	3,818
<b>Total Assets</b>	<b>6,955,728</b>	<b>7,077,828</b>	<b>6,644,353</b>
<b>Liabilities</b>			
20-ST Payables	(36,862)	(2,482)	(20,211)
21-Payroll Payables	(54,412)	(53,776)	(47,481)
22-Accruals	(62,494)	(62,494)	(49,169)
23-Interfund Payables	0	0	0
24-Deferred Revenues	(3,953,479)	(3,953,479)	(3,866,153)
25-Deposits/Uncashed/Stale Dated	(9,347)	(9,556)	(7,616)
<b>Total Liabilities</b>	<b>(4,116,594)</b>	<b>(4,081,787)</b>	<b>(3,990,630)</b>
30-Fund Balance	(2,839,134)	(2,996,042)	(2,653,723)
<b>Liabilities and Fund Balance</b>	<b>(6,955,728)</b>	<b>(7,077,828)</b>	<b>(6,644,353)</b>

## Recreation BS

**Recreation Fund  
Balance Sheet**

<b>Description</b>	<b>Current Balance</b>	<b>Prior Month Balance</b>	<b>Prior Year Balance</b>
<b>Assets</b>			
10-Cash & Cash Equivalents	58,254	156,890	2,045,444
11-Investments	4,569,282	4,569,282	3,139,911
12-Receivables	4,239,856	4,352,830	4,141,358
13-Interfund Receivables	0	0	0
14-Inventory	0	0	0
16-Prepaid/Deposits/Escrows	694	150	748
<b>Total Assets</b>	<b>8,868,086</b>	<b>9,079,152</b>	<b>9,327,461</b>
<b>Liabilities</b>			
20-ST Payables	(316,430)	(323,190)	(305,157)
22-Accruals	(89,112)	(89,112)	(74,674)
24-Deferred Revenues	(5,189,123)	(5,242,598)	(5,095,313)
25-Deposits/Uncashed/Stale Dated	(25,859)	(20,600)	(13,565)
<b>Total Liabilities</b>	<b>(5,620,524)</b>	<b>(5,675,500)</b>	<b>(5,488,709)</b>
30-Fund Balance	(3,247,562)	(3,403,652)	(3,838,752)
<b>Liabilities and Fund Balance</b>	<b>(8,868,086)</b>	<b>(9,079,152)</b>	<b>(9,327,461)</b>

## Zoo BS

**Zoo Fund**  
**Balance Sheet**

Description	Current Balance	Prior Month Balance	Prior Year Balance
<b>Assets</b>			
10-Cash & Cash Equivalents	71,701	69,606	217,577
11-Investments	247,817	247,817	0
12-Receivables	926,794	926,413	907,292
13-Interfund Receivables	0	0	0
14-Inventory	0	0	0
16-Prepaid/Deposits/Escrows	0	0	0
<b>Total Assets</b>	<b>1,246,312</b>	<b>1,243,836</b>	<b>1,124,869</b>
<b>Liabilities</b>			
20-ST Payables	0	0	(0)
22-Accruals	(25,007)	(25,007)	(20,529)
24-Deferred Revenues	(876,245)	(878,438)	(855,692)
<b>Total Liabilities</b>	<b>(901,252)</b>	<b>(903,445)</b>	<b>(876,221)</b>
30-Fund Balance	(345,060)	(340,390)	(248,648)
<b>Liabilities and Fund Balance</b>	<b>(1,246,312)</b>	<b>(1,243,836)</b>	<b>(1,124,869)</b>



## Debt BS

## Debt Service Fund

## Balance Sheet

Description	Current Balance	Prior Month Balance	Prior Year Balance
<b>Assets</b>			
10-Cash & Cash Equivalents	194,768	194,718	2,355,008
11-Investments	2,372,153	2,372,153	0
12-Receivables	4,308,766	4,308,766	4,336,358
13-Interfund Receivables	0	0	0
14-Inventory	0	0	0
15-Other Receivables	0	0	0
16-Prepaid/Deposits/Escrows	0	0	0
17-Other Assets	0	0	0
19-Capital Assets	0	0	0
<b>Total Assets</b>	<b>6,875,687</b>	<b>6,875,636</b>	<b>6,691,366</b>
<b>Liabilities</b>			
20-ST Payables	0	0	0
21-Payroll Payables	0	0	0
22-Accruals	0	0	0
23-Interfund Payables	0	0	0
24-Deferred Revenues	(4,308,766)	(4,308,766)	(4,336,358)
25-Deposits/Uncashed/Stale Dated	0	0	0
26-Long Term-Debt	0	0	0
27-LT Vacation Accruals	0	0	0
<b>Total Liabilities</b>	<b>(4,308,766)</b>	<b>(4,308,766)</b>	<b>(4,336,358)</b>
30-Fund Balance	(2,566,921)	(2,566,870)	(2,355,008)
<b>Liabilities and Fund Balance</b>	<b>(6,875,687)</b>	<b>(6,875,636)</b>	<b>(6,691,366)</b>

## Cap BS

**Capital Projects Fund**  
**Balance Sheet**

Description	Current Balance	Prior Month Balance	Prior Year Balance
<b>Assets</b>			
10-Cash & Cash Equivalents	1,687,825	1,903,908	2,844,157
11-Investments	5,097,256	5,097,256	2,724,458
12-Receivables	70,603	10,536	16,885
13-Interfund Receivables	0	0	0
14-Inventory	0	0	0
15-Other Receivables	0	0	0
16-Prepaid/Deposits/Escrows	0	0	0
17-Other Assets	0	0	0
19-Capital Assets	0	0	0
<b>Total Assets</b>	<b>6,855,683</b>	<b>7,011,700</b>	<b>5,585,500</b>
<b>Liabilities</b>			
20-ST Payables	(7,574)	(7,574)	(51,202)
21-Payroll Payables	0	0	0
22-Accruals	(3,451)	(3,451)	(4,819)
23-Interfund Payables	0	0	0
24-Deferred Revenues	0	0	0
25-Deposits/Uncashed/Stale Dated	0	0	0
26-Long Term-Debt	0	0	0
27-LT Vacation Accruals	0	0	0
<b>Total Liabilities</b>	<b>(11,026)</b>	<b>(11,026)</b>	<b>(56,021)</b>
30-Fund Balance	(6,844,658)	(7,000,674)	(5,529,479)
<b>Liabilities and Fund Balance</b>	<b>(6,855,683)</b>	<b>(7,011,700)</b>	<b>(5,585,500)</b>

## AGC BS

**Arrowhead Golf Club Fund**  
**Balance Sheet**

Description	Current Balance	Prior Month Balance	Prior Year Balance
<b>Assets</b>			
10-Cash & Cash Equivalents	1,443,326	1,194,113	2,862,544
11-Investments	3,564,444	3,564,444	1,740,400
12-Receivables	1,539,673	1,534,730	1,486,725
13-Interfund Receivables	0	0	0
14-Inventory	132,667	133,204	124,192
15-Other Receivables	25,000	25,000	25,000
16-Prepaid/Deposits/Escrows	41,602	37,716	41,994
17-Other Assets	0	0	0
19-Capital Assets	18,181,982	18,181,982	18,507,890
<b>Total Assets</b>	<b>24,928,694</b>	<b>24,671,189</b>	<b>24,788,746</b>
<b>Liabilities</b>			
20-ST Payables	(1,287,227)	(1,284,118)	(943,905)
21-Payroll Payables	(7,905)	(7,905)	(6,095)
22-Accruals	(173,300)	(173,300)	(138,333)
23-Interfund Payables	0	0	0
24-Deferred Revenues	0	0	(750)
25-Deposits/Uncashed/Stale Dated	(498,279)	(525,754)	(450,916)
26-Long-Term Debt	(7,851,766)	(7,851,766)	(8,500,612)
27-LT Vacation Accruals	(77,680)	(77,680)	(62,383)
<b>Total Liabilities</b>	<b>(9,896,158)</b>	<b>(9,920,524)</b>	<b>(10,102,992)</b>
30-Fund Balance	(15,032,536)	(14,750,665)	(14,685,753)
<b>Liabilities and Fund Balance</b>	<b>(24,928,694)</b>	<b>(24,671,189)</b>	<b>(24,788,746)</b>

## IST BS

**Information Technology  
Balance Sheet**

<b>Description</b>	<b>Current Balance</b>	<b>Prior Month Balance</b>	<b>Prior Year Balance</b>
<b>Assets</b>			
10-Cash & Cash Equivalents	(20,321)	(3,650)	32,097
11-Investments	0	0	0
12-Receivables	0	0	0
13-Interfund Receivables	0	0	0
14-Inventory	0	0	0
15-Other Receivables	0	0	0
16-Prepaid/Deposits/Escrows	8,121	8,121	63
17-Other Assets	0	0	0
19-Capital Assets	46,658	46,658	73,693
<b>Total Assets</b>	<b>34,458</b>	<b>51,128</b>	<b>105,853</b>
<b>Liabilities</b>			
20-ST Payables	(0)	(0)	0
21-Payroll Payables	0	0	0
22-Accruals	0	0	0
23-Interfund Payables	0	0	0
24-Deferred Revenues	0	0	0
25-Deposits/Uncashed/Stale Dated	0	0	0
26-Long Term-Debt	0	0	0
27-LT Vacation Accruals	0	0	0
<b>Total Liabilities</b>	<b>(0)</b>	<b>(0)</b>	<b>0</b>
30-Fund Balance	(34,458)	(51,128)	(105,853)
<b>Liabilities and Fund Balance</b>	<b>(34,458)</b>	<b>(51,128)</b>	<b>(105,853)</b>

## Health BS

### Health Insurance Fund Balance Sheet

Description	Current Balance	Prior Month Balance	Prior Year Balance
<b>Assets</b>			
10-Cash & Cash Equivalents	(228,468)	(100,598)	259,624
11-Investments	493,784	493,784	0
12-Receivables	3,489	3,037	881
13-Interfund Receivables	0	0	0
14-Inventory	0	0	0
15-Other Receivables	0	0	0
16-Prepaid/Deposits/Escrows	0	0	0
17-Other Assets	0	0	0
19-Capital Assets	0	0	0
<b>Total Assets</b>	<b>268,804</b>	<b>396,223</b>	<b>260,505</b>
<b>Liabilities</b>			
20-ST Payables	(0)	0	(0)
21-Payroll Payables	0	0	0
22-Accruals	0	0	0
23-Interfund Payables	0	0	0
24-Deferred Revenues	0	0	0
25-Deposits/Uncashed/Stale Dated	0	0	0
26-Long Term-Debt	0	0	0
27-LT Vacation Accruals	0	0	0
<b>Total Liabilities</b>	<b>(0)</b>	<b>0</b>	<b>(0)</b>
30-Fund Balance	(268,804)	(396,223)	(260,505)
<b>Liabilities and Fund Balance</b>	<b>(268,804)</b>	<b>(396,223)</b>	<b>(260,505)</b>





## Major &amp; Internal Service Funds

Row Labels	Sum of Full Year Budget	Sum of Current Month	Sum of LY Month	Month Variance	% Month Variance	Sum of Current YTD	Sum of LY YTD	YTD Variance	% YTD Variance
49-Transfers In	0								
<b>4-Revenues Total</b>	<b>348,146</b>	<b>0</b>	<b>0</b>	<b>0</b>	<b>0.00%</b>	<b>174,084</b>	<b>150,016</b>	<b>24,067</b>	<b>16.04%</b>
<b>5-Expenses</b>									
52-Contractual Services	(275,131)	(16,027)	(24,005)	7,978	33.23%	(187,521)	(147,918)	(39,604)	-26.77%
53-Supplies	(73,000)	(643)	(978)	334	34.20%	(28,193)	(14,479)	(13,714)	-94.71%
57-Capital	0	0	0	0	0.00%	0	0	0	0.00%
<b>5-Expenses Total</b>	<b>(348,131)</b>	<b>(16,670)</b>	<b>(24,983)</b>	<b>8,313</b>	<b>33.27%</b>	<b>(215,714)</b>	<b>(162,397)</b>	<b>(53,317)</b>	<b>-32.83%</b>
<b>70-Information Technology ISF Tr</b>	<b>15</b>	<b>(16,670)</b>	<b>(24,983)</b>	<b>8,313</b>	<b>33.27%</b>	<b>(41,631)</b>	<b>(12,381)</b>	<b>(29,250)</b>	<b>-236.25%</b>
<b>75-Health Insurance ISF</b>									
<b>4-Revenues</b>									
42-Charges for Services	1,764,066	0	0	0	0.00%	877,702	792,506	85,196	10.75%
47-Misc. Income	130,000	8,340	8,115	225	2.77%	72,340	71,460	880	1.23%
48-Interest Income	500	0	0	0	0.00%	179	40	138	345.95%
49-Transfers In	0								
<b>4-Revenues Total</b>	<b>1,894,566</b>	<b>8,340</b>	<b>8,115</b>	<b>225</b>	<b>2.77%</b>	<b>950,221</b>	<b>864,007</b>	<b>86,214</b>	<b>9.98%</b>
<b>5-Expenses</b>									
52-Contractual Services	(1,946,666)	(135,759)	(128,471)	(7,288)	-5.67%	(951,667)	(874,573)	(77,094)	-8.81%
<b>5-Expenses Total</b>	<b>(1,946,666)</b>	<b>(135,759)</b>	<b>(128,471)</b>	<b>(7,288)</b>	<b>-5.67%</b>	<b>(951,667)</b>	<b>(874,573)</b>	<b>(77,094)</b>	<b>-8.81%</b>
<b>75-Health Insurance ISF Total</b>	<b>(52,100)</b>	<b>(127,419)</b>	<b>(120,355)</b>	<b>(7,064)</b>	<b>-5.87%</b>	<b>(1,446)</b>	<b>(10,566)</b>	<b>9,120</b>	<b>86.32%</b>
<b>Grand Total</b>	<b>(3,236,720)</b>	<b>(326,514)</b>	<b>(160,564)</b>	<b>(165,950)</b>	<b>-103.35%</b>	<b>2,494,464</b>	<b>3,764,523</b>	<b>(1,270,059)</b>	<b>-33.74%</b>



## Major Op Fund by Dept

Row Labels	Sum of Full Year Budget	Sum of Current Month	Sum of LY Month	Month Variance	% Month Variance	Sum of Current YTD	Sum of LY YTD	YTD Variance	% YTD Variance
<b>10-General</b>									
<b>000-Administration</b>									
4-Revenues									
41-Taxes	1,967,046	44,216	38,820	5,396	13.90%	1,068,438	1,026,837	41,602	4.05%
42-Charges for Services	230,500	46,202	40,417	5,785	14.31%	215,121	193,207	21,914	11.34%
43-Debt Proceeds	0								
44-Rentals	81,000	6,750	13,500	(6,750)	-50.00%	60,750	60,750	0	0.00%
45-Product Sales	23,000	1,614	2,034	(420)	-20.66%	1,844	2,952	(1,108)	-37.54%
46-Grants & Donations	0								
47-Misc. Income	759	0	0	0	0.00%	716	4,066	(3,349)	-82.38%
48-Interest Income	6,500	(1)	81	(82)	-101.05%	5,017	2,612	2,405	92.07%
49-Transfers In	0								
4-Revenues Total	2,308,805	98,781	94,853	3,929	4.14%	1,351,886	1,290,423	61,463	4.76%
5-Expenses									
51-Salaries & Wages	(517,328)	(38,916)	(37,844)	(1,072)	-2.83%	(339,561)	(287,813)	(51,748)	-17.98%
52-Contractual Services	(496,728)	(41,191)	(30,977)	(10,214)	-32.97%	(271,679)	(279,267)	7,588	2.72%
53-Supplies	(111,974)	(24,787)	(7,203)	(17,584)	-244.12%	(69,360)	(69,792)	432	0.62%
54-Other Charges	(169,959)	(21,323)	(7,595)	(13,728)	-180.76%	(119,640)	(75,372)	(44,268)	-58.73%
57-Capital	0								
59-Transfers Out	(500,000)	0	0	0	0.00%	(250,000)	(250,000)	0	0.00%
5-Expenses Total	(1,795,988)	(126,217)	(83,619)	(42,598)	-50.94%	(1,050,240)	(962,244)	(87,996)	-9.14%
<b>000-Administration Total</b>	<b>512,817</b>	<b>(27,435)</b>	<b>11,233</b>	<b>(38,669)</b>	<b>-344.24%</b>	<b>301,646</b>	<b>328,179</b>	<b>(26,533)</b>	<b>-8.09%</b>
<b>101-Parks Maintenance</b>									
4-Revenues									
41-Taxes	1,967,046	44,216	38,820	5,396	13.90%	1,068,421	1,026,765	41,655	4.06%
42-Charges for Services	5,000	0	0	0	0.00%	150	0	150	0.00%
46-Grants & Donations	0								
47-Misc. Income	5,000	22,694	26	22,668	87184.35%	24,232	5,334	18,898	354.30%
49-Transfers In	0	0	0	0	0.00%	0	10,000	(10,000)	-100.00%
4-Revenues Total	1,977,046	66,910	38,846	28,064	72.24%	1,092,803	1,042,100	50,704	4.87%
5-Expenses									
51-Salaries & Wages	(1,505,198)	(134,988)	(124,696)	(10,292)	-8.25%	(934,093)	(857,423)	(76,670)	-8.94%
52-Contractual Services	(594,660)	(9,965)	(20,195)	10,230	50.66%	(297,173)	(263,490)	(33,683)	-12.78%
53-Supplies	(421,851)	(31,698)	(29,212)	(2,486)	-8.51%	(155,401)	(155,108)	(292)	-0.19%
54-Other Charges	(10,905)	(284)	(108)	(176)	-162.96%	(6,920)	(6,789)	(131)	-1.93%
57-Capital	(204,900)	0	0	0	0.00%	(121,893)	0	(121,893)	0.00%
59-Transfers Out	0								
5-Expenses Total	(2,737,513)	(176,934)	(174,210)	(2,724)	-1.56%	(1,515,479)	(1,282,810)	(232,669)	-18.14%
<b>101-Parks Maintenance Total</b>	<b>(760,467)</b>	<b>(110,024)</b>	<b>(135,364)</b>	<b>25,340</b>	<b>18.72%</b>	<b>(422,676)</b>	<b>(240,710)</b>	<b>(181,966)</b>	<b>-75.60%</b>
<b>430-Historical Museum</b>									
4-Revenues									
42-Charges for Services	30,500	0	151	(151)	-99.80%	32,888	19,544	13,345	68.28%
44-Rentals	12,750	270	0	270	0.00%	1,730	0	1,730	0.00%
45-Product Sales	2,500	66	387	(321)	-82.95%	1,037	1,917	(880)	-45.91%
46-Grants & Donations	155,000	542	2,386	(1,844)	-77.30%	102,389	93,493	8,896	9.51%
47-Misc. Income	0	0	0	0	0.00%	229	0	229	0.00%
4-Revenues Total	200,750	877	2,924	(2,046)	-69.97%	138,273	114,954	23,319	20.29%
5-Expenses									
51-Salaries & Wages	(102,835)	(8,183)	(7,847)	(336)	-4.28%	(69,134)	(56,915)	(12,219)	-21.47%
52-Contractual Services	(68,089)	(10,490)	(8,536)	(1,953)	-22.88%	(42,251)	(38,551)	(3,700)	-9.60%
53-Supplies	(23,700)	(554)	(336)	(218)	-64.93%	(6,191)	(5,099)	(1,092)	-21.42%
54-Other Charges	(8,920)	(1,100)	(1,209)	110	9.07%	(3,454)	(3,350)	(105)	-3.12%
57-Capital	0								
5-Expenses Total	(203,544)	(20,325)	(17,928)	(2,397)	-13.37%	(121,029)	(103,914)	(17,116)	-16.47%
<b>430-Historical Museum Total</b>	<b>(2,794)</b>	<b>(19,448)</b>	<b>(15,005)</b>	<b>(4,443)</b>	<b>-29.61%</b>	<b>17,244</b>	<b>11,040</b>	<b>6,204</b>	<b>56.19%</b>
<b>10-General Total</b>	<b>(250,445)</b>	<b>(156,908)</b>	<b>(139,135)</b>	<b>(17,773)</b>	<b>-12.77%</b>	<b>(103,787)</b>	<b>98,509</b>	<b>(202,296)</b>	<b>-205.36%</b>
<b>20-Recreation</b>									
<b>000-Administration</b>									
4-Revenues									
41-Taxes	3,885,885	87,268	76,667	10,601	13.83%	2,108,742	2,027,851	80,891	3.99%
42-Charges for Services	146,260	8,000	(110)	8,110	7372.73%	99,926	105,433	(5,507)	-5.22%
44-Rentals	31,872	2,246	545	1,701	312.16%	19,218	9,690	9,529	98.33%
45-Product Sales	41,870	(43)	(4,103)	4,060	98.95%	49,465	36,081	13,383	37.09%
46-Grants & Donations	27,650	36	10,182	(10,147)	-99.65%	16,103	26,996	(10,893)	-40.35%

## Major Op Fund by Dept

Row Labels	Sum of Full Year Budget	Sum of Current Month	Sum of LY Month	Month Variance	% Month Variance	Sum of Current YTD	Sum of LY YTD	YTD Variance	% YTD Variance
47-Misc. Income	2,500	378	283	95	33.57%	3,178	3,207	(29)	-0.90%
48-Interest Income	20,000	118	345	(227)	-65.67%	13,747	8,684	5,063	58.30%
49-Transfers In	69,590								
<b>4-Revenues Total</b>	<b>4,225,627</b>	<b>98,003</b>	<b>83,809</b>	<b>14,194</b>	<b>16.94%</b>	<b>2,310,379</b>	<b>2,217,942</b>	<b>92,437</b>	<b>4.17%</b>
<b>5-Expenses</b>									
51-Salaries & Wages	(1,276,299)	(92,658)	(86,919)	(5,739)	-6.60%	(826,932)	(757,731)	(69,201)	-9.13%
52-Contractual Services	(868,037)	(34,560)	(53,796)	19,236	35.76%	(500,440)	(474,568)	(25,872)	-5.45%
53-Supplies	(185,111)	(4,853)	(5,344)	491	9.20%	(61,490)	(57,669)	(3,821)	-6.63%
54-Other Charges	(122,243)	(5,685)	(3,893)	(1,792)	-46.04%	(71,907)	(66,807)	(5,100)	-7.63%
57-Capital	0								
59-Transfers Out	(2,000,000)	0	0	0	0.00%	(1,000,000)	(1,000,000)	0	0.00%
<b>5-Expenses Total</b>	<b>(4,451,691)</b>	<b>(137,756)</b>	<b>(149,952)</b>	<b>12,196</b>	<b>8.13%</b>	<b>(2,460,769)</b>	<b>(2,356,775)</b>	<b>(103,994)</b>	<b>-4.41%</b>
<b>000-Administration Total</b>	<b>(226,064)</b>	<b>(39,753)</b>	<b>(66,144)</b>	<b>26,390</b>	<b>39.90%</b>	<b>(150,390)</b>	<b>(138,833)</b>	<b>(11,557)</b>	<b>-8.32%</b>
<b>101-Parks Maintenance</b>									
<b>4-Revenues</b>									
42-Charges for Services	0	0	3,243	(3,243)	-100.00%	0	13,715	(13,715)	-100.00%
44-Rentals	12,261	3,115	3,760	(645)	-17.15%	14,705	14,345	360	2.51%
45-Product Sales	0								
47-Misc. Income	0	0	0	0	0.00%	0	0	0	0.00%
<b>4-Revenues Total</b>	<b>12,261</b>	<b>3,115</b>	<b>7,003</b>	<b>(3,888)</b>	<b>-55.52%</b>	<b>14,705</b>	<b>28,060</b>	<b>(13,355)</b>	<b>-47.59%</b>
<b>5-Expenses</b>									
51-Salaries & Wages	(580,986)	(42,394)	(36,047)	(6,348)	-17.61%	(371,644)	(325,605)	(46,039)	-14.14%
52-Contractual Services	(328,011)	(18,724)	(17,618)	(1,105)	-6.27%	(187,850)	(168,950)	(18,901)	-11.19%
53-Supplies	(201,750)	(25,653)	(23,251)	(2,402)	-10.33%	(145,115)	(123,710)	(21,405)	-17.30%
57-Capital	0								
<b>5-Expenses Total</b>	<b>(1,110,747)</b>	<b>(86,771)</b>	<b>(76,916)</b>	<b>(9,855)</b>	<b>-12.81%</b>	<b>(704,610)</b>	<b>(618,265)</b>	<b>(86,344)</b>	<b>-13.97%</b>
<b>101-Parks Maintenance Total</b>	<b>(1,098,486)</b>	<b>(83,656)</b>	<b>(69,913)</b>	<b>(13,743)</b>	<b>-19.66%</b>	<b>(689,905)</b>	<b>(590,206)</b>	<b>(99,699)</b>	<b>-16.89%</b>
<b>220-Recreation Programs</b>									
<b>4-Revenues</b>									
42-Charges for Services	2,771,177	235,842	194,527	41,315	21.24%	2,094,981	1,908,843	186,137	9.75%
44-Rentals	88,284	1,645	4,165	(2,520)	-60.50%	65,645	55,604	10,041	18.06%
45-Product Sales	27,276	4,879	2,479	2,400	96.80%	18,024	13,468	4,557	33.83%
46-Grants & Donations	0	420	0	420	0.00%	1,094	60	1,034	1723.33%
47-Misc. Income	0	0	0	0	0.00%	383	0	383	0.00%
<b>4-Revenues Total</b>	<b>2,886,737</b>	<b>242,786</b>	<b>201,171</b>	<b>41,614</b>	<b>20.69%</b>	<b>2,180,127</b>	<b>1,977,975</b>	<b>202,152</b>	<b>10.22%</b>
<b>5-Expenses</b>									
51-Salaries & Wages	(1,069,964)	(119,726)	(104,234)	(15,492)	-14.86%	(757,038)	(692,065)	(64,973)	-9.39%
52-Contractual Services	(1,031,777)	(85,575)	(80,547)	(5,028)	-6.24%	(663,868)	(554,084)	(109,785)	-19.81%
53-Supplies	(185,649)	(11,166)	(6,792)	(4,374)	-64.40%	(124,671)	(113,697)	(10,974)	-9.65%
54-Other Charges	(2,200)	(29)	0	(29)	0.00%	(490)	0	(490)	0.00%
57-Capital	0								
<b>5-Expenses Total</b>	<b>(2,289,590)</b>	<b>(216,496)</b>	<b>(191,573)</b>	<b>(24,923)</b>	<b>-13.01%</b>	<b>(1,546,067)</b>	<b>(1,359,845)</b>	<b>(186,222)</b>	<b>-13.69%</b>
<b>220-Recreation Programs Total</b>	<b>597,147</b>	<b>26,290</b>	<b>9,598</b>	<b>16,691</b>	<b>173.91%</b>	<b>634,060</b>	<b>618,129</b>	<b>15,931</b>	<b>2.58%</b>
<b>221-Athletics</b>									
<b>4-Revenues</b>									
42-Charges for Services	415,935	37,683	53,815	(16,132)	-29.98%	298,650	325,568	(26,918)	-8.27%
45-Product Sales	38,455	3,365	5,646	(2,281)	-40.40%	18,137	21,582	(3,445)	-15.96%
47-Misc. Income	0	0	0	0	0.00%	0	0	0	0.00%
49-Transfers In	55,000								
<b>4-Revenues Total</b>	<b>509,390</b>	<b>41,048</b>	<b>59,462</b>	<b>(18,413)</b>	<b>-30.97%</b>	<b>316,787</b>	<b>347,150</b>	<b>(30,363)</b>	<b>-8.75%</b>
<b>5-Expenses</b>									
51-Salaries & Wages	(68,007)	(3,471)	(3,955)	484	12.24%	(46,396)	(34,613)	(11,784)	-34.04%
52-Contractual Services	(125,758)	(9,861)	(11,708)	1,847	15.78%	(74,955)	(72,448)	(2,506)	-3.46%
53-Supplies	(260,609)	(31,740)	(7,565)	(24,174)	-319.56%	(182,720)	(131,683)	(51,037)	-38.76%
54-Other Charges	(54,333)	(5,755)	(5,161)	(594)	-11.51%	(35,577)	(42,731)	7,154	16.74%
57-Capital	0								
59-Transfers Out	0	0	0	0	0.00%	0	(10,000)	10,000	100.00%
<b>5-Expenses Total</b>	<b>(508,707)</b>	<b>(50,826)</b>	<b>(28,389)</b>	<b>(22,437)</b>	<b>-79.03%</b>	<b>(339,648)</b>	<b>(291,475)</b>	<b>(48,173)</b>	<b>-16.53%</b>
<b>221-Athletics Total</b>	<b>683</b>	<b>(9,778)</b>	<b>31,073</b>	<b>(40,850)</b>	<b>-131.47%</b>	<b>(22,861)</b>	<b>55,675</b>	<b>(78,536)</b>	<b>-141.06%</b>
<b>222-Pools</b>									
<b>4-Revenues</b>									
42-Charges for Services	778,000	87,941	110,499	(22,558)	-20.41%	696,626	665,239	31,387	4.72%
44-Rentals	22,550	2,401	3,522	(1,121)	-31.82%	22,348	24,719	(2,370)	-9.59%



## Major Op Fund by Dept

Row Labels	Sum of Full Year Budget	Sum of Current Month	Sum of LY Month	Month Variance	% Month Variance	Sum of Current YTD	Sum of LY YTD	YTD Variance	% YTD Variance
54-Other Charges	(500)	0	0	0	0.00%	(280)	(20)	(260)	-1300.25%
57-Capital	0								
59-Transfers Out	0								
5-Expenses Total	(67,838)	(3,859)	(3,730)	(129)	-3.47%	(40,905)	(37,062)	(3,843)	-10.37%
<b>000-Administration Total</b>	<b>803,510</b>	<b>15,779</b>	<b>13,447</b>	<b>2,332</b>	<b>17.34%</b>	<b>432,854</b>	<b>417,832</b>	<b>15,022</b>	<b>3.60%</b>
<b>101-Parks Maintenance</b>									
4-Revenues									
47-Misc. Income	0								
4-Revenues Total	0								
5-Expenses									
51-Salaries & Wages	(150,897)	(9,578)	(7,534)	(2,044)	-27.14%	(85,769)	(71,937)	(13,832)	-19.23%
52-Contractual Services	(47,571)	(97)	(8,029)	7,932	98.79%	(21,193)	(28,663)	7,470	26.06%
53-Supplies	(28,406)	(3,195)	(967)	(2,228)	-230.38%	(10,184)	(14,504)	4,319	29.78%
57-Capital	0								
5-Expenses Total	(226,874)	(12,870)	(16,530)	3,660	22.14%	(117,146)	(115,104)	(2,043)	-1.77%
<b>101-Parks Maintenance Total</b>	<b>(226,874)</b>	<b>(12,870)</b>	<b>(16,530)</b>	<b>3,660</b>	<b>22.14%</b>	<b>(117,146)</b>	<b>(115,104)</b>	<b>(2,043)</b>	<b>-1.77%</b>
<b>220-Recreation Programs</b>									
4-Revenues									
42-Charges for Services	122,140	21,438	9,654	11,784	122.06%	98,533	83,641	14,892	17.80%
45-Product Sales	1,130	0	20	(20)	-100.00%	989	740	249	33.65%
46-Grants & Donations	0	0	0	0	0.00%	0	83	(83)	-100.00%
4-Revenues Total	123,270	21,438	9,674	11,764	121.60%	99,522	84,464	15,058	17.83%
5-Expenses									
51-Salaries & Wages	0	0	(3,227)	3,227	99.99%	0	(29,779)	29,779	100.00%
52-Contractual Services	(3,114)	(15)	0	(15)	0.00%	(1,547)	(1,103)	(444)	-40.26%
53-Supplies	(10,616)	(3,977)	(3,693)	(284)	-7.70%	(9,115)	(7,502)	(1,612)	-21.49%
57-Capital	0								
5-Expenses Total	(13,730)	(3,992)	(6,920)	2,927	42.30%	(10,662)	(38,384)	27,722	72.22%
<b>220-Recreation Programs Total</b>	<b>109,540</b>	<b>17,445</b>	<b>2,754</b>	<b>14,691</b>	<b>533.44%</b>	<b>88,860</b>	<b>46,080</b>	<b>42,780</b>	<b>92.84%</b>
<b>350-Special Facilities</b>									
5-Expenses									
51-Salaries & Wages	(52,860)	(4,120)	(3,885)	(235)	-6.06%	(35,648)	(33,710)	(1,937)	-5.75%
52-Contractual Services	(12,639)	0	0	0	0.00%	(6,319)	(5,711)	(609)	-10.66%
53-Supplies	0								
54-Other Charges	(11,000)	(920)	(699)	(221)	-31.56%	(4,661)	(8,214)	3,553	43.26%
57-Capital	0								
5-Expenses Total	(76,499)	(5,040)	(4,584)	(456)	-9.94%	(46,628)	(47,635)	1,007	2.11%
<b>350-Special Facilities Total</b>	<b>(76,499)</b>	<b>(5,040)</b>	<b>(4,584)</b>	<b>(456)</b>	<b>-9.94%</b>	<b>(46,628)</b>	<b>(47,635)</b>	<b>1,007</b>	<b>2.11%</b>
<b>501-Cosley Zoo Operations</b>									
4-Revenues									
42-Charges for Services	235,000	36,738	35,693	1,045	2.93%	187,832	188,964	(1,132)	-0.60%
44-Rentals	42,000	6,425	6,444	(20)	-0.30%	36,261	34,952	1,309	3.75%
45-Product Sales	0	0	0	0	0.00%	0	0	0	0.00%
46-Grants & Donations	40,500	2,070	2,047	23	1.11%	19,846	44,115	(24,269)	-55.01%
47-Misc. Income	0	0	0	0	0.00%	313	226	86	38.27%
4-Revenues Total	317,500	45,233	44,184	1,048	2.37%	244,252	268,257	(24,005)	-8.95%
5-Expenses									
51-Salaries & Wages	(542,471)	(43,394)	(11,920)	(31,474)	-264.04%	(355,956)	(305,760)	(50,196)	-16.42%
52-Contractual Services	(233,526)	(4,246)	(7,170)	2,924	40.78%	(112,988)	(119,101)	6,113	5.13%
53-Supplies	(97,231)	(5,629)	(7,474)	1,846	24.69%	(50,286)	(50,659)	374	0.74%
54-Other Charges	(38,835)	(2,609)	(676)	(1,934)	-286.06%	(24,508)	(21,752)	(2,756)	-12.67%
57-Capital	0								
5-Expenses Total	(912,062)	(55,878)	(27,240)	(28,638)	-105.13%	(543,737)	(497,272)	(46,465)	-9.34%
<b>501-Cosley Zoo Operations Total</b>	<b>(594,562)</b>	<b>(10,645)</b>	<b>16,945</b>	<b>(27,590)</b>	<b>-162.82%</b>	<b>(299,485)</b>	<b>(229,015)</b>	<b>(70,470)</b>	<b>-30.77%</b>
<b>22-Cosley Zoo Total</b>	<b>15,115</b>	<b>4,669</b>	<b>12,032</b>	<b>(7,363)</b>	<b>-61.19%</b>	<b>58,455</b>	<b>72,158</b>	<b>(13,704)</b>	<b>-18.99%</b>
<b>60-Golf Fund</b>									
<b>000-Administration</b>									
4-Revenues									
41-Taxes	1,687,689	0	0	0	0.00%	765,337	740,234	25,102	3.39%
42-Charges for Services	0								
46-Grants & Donations	0								
47-Misc. Income	4,301	10,295	468	9,827	2099.68%	22,683	3,138	19,544	622.83%

## Major Op Fund by Dept

Row Labels	Sum of Full Year Budget	Sum of Current Month	Sum of LY Month	Month Variance	% Month Variance	Sum of Current YTD	Sum of LY YTD	YTD Variance	% YTD Variance
48-Interest Income	9,000	253	144	109	75.56%	8,491	2,848	5,643	198.15%
49-Transfers In	0								
<b>4-Revenues Total</b>	<b>1,700,990</b>	<b>10,548</b>	<b>612</b>	<b>9,935</b>	<b>1623.42%</b>	<b>796,511</b>	<b>746,220</b>	<b>50,290</b>	<b>6.74%</b>
<b>5-Expenses</b>									
51-Salaries & Wages	(322,480)	(23,459)	(20,416)	(3,043)	-14.90%	(206,762)	(181,717)	(25,045)	-13.78%
52-Contractual Services	(2,175,811)	(20,843)	(17,889)	(2,954)	-16.51%	(419,524)	(549,771)	130,248	23.69%
53-Supplies	(97,406)	(5,822)	(4,315)	(1,508)	-34.94%	(52,137)	(77,004)	24,867	32.29%
54-Other Charges	(128,372)	(8,426)	(9,060)	634	7.00%	(74,159)	(74,848)	689	0.92%
57-Capital	(490,000)	0	0	0	0.00%	(29,195)	0	(29,195)	0.00%
59-Transfers Out	0								
<b>5-Expenses Total</b>	<b>(3,214,069)</b>	<b>(58,550)</b>	<b>(51,680)</b>	<b>(6,870)</b>	<b>-13.29%</b>	<b>(781,777)</b>	<b>(883,341)</b>	<b>101,564</b>	<b>11.50%</b>
<b>000-Administration Total</b>	<b>(1,513,079)</b>	<b>(48,002)</b>	<b>(51,067)</b>	<b>3,065</b>	<b>6.00%</b>	<b>14,733</b>	<b>(137,121)</b>	<b>151,855</b>	<b>110.74%</b>
<b>101-Parks Maintenance</b>									
<b>5-Expenses</b>									
51-Salaries & Wages	(13,567)	(1,022)	(1,001)	(22)	-2.16%	(8,697)	(8,700)	3	0.04%
52-Contractual Services	(3,926)	(77)	(75)	(1)	-1.69%	(2,102)	(1,991)	(111)	-5.55%
53-Supplies	(7,000)	0	0	0	0.00%	(6,179)	(5,285)	(895)	-16.93%
54-Other Charges	0								
57-Capital	0								
<b>5-Expenses Total</b>	<b>(24,493)</b>	<b>(1,099)</b>	<b>(1,076)</b>	<b>(23)</b>	<b>-2.13%</b>	<b>(16,977)</b>	<b>(15,976)</b>	<b>(1,002)</b>	<b>-6.27%</b>
<b>101-Parks Maintenance Total</b>	<b>(24,493)</b>	<b>(1,099)</b>	<b>(1,076)</b>	<b>(23)</b>	<b>-2.13%</b>	<b>(16,977)</b>	<b>(15,976)</b>	<b>(1,002)</b>	<b>-6.27%</b>
<b>601-Golf Maintenance</b>									
<b>4-Revenues</b>									
46-Grants & Donations	0	0	0	0	0.00%	0	0	0	0.00%
<b>4-Revenues Total</b>	<b>0</b>	<b>0</b>	<b>0</b>	<b>0</b>	<b>0.00%</b>	<b>0</b>	<b>0</b>	<b>0</b>	<b>0.00%</b>
<b>5-Expenses</b>									
51-Salaries & Wages	(539,223)	(43,872)	(42,578)	(1,294)	-3.04%	(316,050)	(297,840)	(18,210)	-6.11%
52-Contractual Services	(189,438)	(8,123)	(5,337)	(2,786)	-52.20%	(97,845)	(74,079)	(23,766)	-32.08%
53-Supplies	(356,918)	(23,243)	(39,189)	15,946	40.69%	(238,310)	(236,259)	(2,050)	-0.87%
54-Other Charges	(30,000)	(2,083)	0	(2,083)	0.00%	(23,634)	(16,640)	(6,994)	-42.03%
57-Capital	(201,000)	(7,190)	(637)	(6,553)	-1028.70%	(130,805)	(46,162)	(84,643)	-183.36%
<b>5-Expenses Total</b>	<b>(1,316,580)</b>	<b>(84,511)</b>	<b>(87,741)</b>	<b>3,231</b>	<b>3.68%</b>	<b>(806,644)</b>	<b>(670,980)</b>	<b>(135,664)</b>	<b>-20.22%</b>
<b>601-Golf Maintenance Total</b>	<b>(1,316,580)</b>	<b>(84,511)</b>	<b>(87,741)</b>	<b>3,231</b>	<b>3.68%</b>	<b>(806,644)</b>	<b>(670,980)</b>	<b>(135,664)</b>	<b>-20.22%</b>
<b>611-Pro Shop/Golf Fees</b>									
<b>4-Revenues</b>									
42-Charges for Services	1,992,125	229,500	276,847	(47,348)	-17.10%	1,311,083	1,371,916	(60,833)	-4.43%
44-Rentals	366,750	52,729	69,182	(16,453)	-23.78%	242,325	241,423	902	0.37%
45-Product Sales	143,000	25,009	23,824	1,184	4.97%	108,002	107,647	355	0.33%
46-Grants & Donations	0								
47-Misc. Income	0	26	51,409	(51,383)	-99.95%	1,328	51,484	(50,156)	-97.42%
<b>4-Revenues Total</b>	<b>2,501,875</b>	<b>307,263</b>	<b>421,262</b>	<b>(113,999)</b>	<b>-27.06%</b>	<b>1,662,738</b>	<b>1,772,470</b>	<b>(109,731)</b>	<b>-6.19%</b>
<b>5-Expenses</b>									
51-Salaries & Wages	(417,660)	(38,086)	(37,620)	(466)	-1.24%	(229,733)	(223,215)	(6,518)	-2.92%
52-Contractual Services	(193,347)	(10,200)	(14,935)	4,735	31.71%	(90,884)	(96,302)	5,418	5.63%
53-Supplies	(141,103)	(18,997)	(280)	(18,717)	-6684.61%	(83,737)	(79,125)	(4,611)	-5.83%
54-Other Charges	(35,000)	(2,778)	(3,137)	359	11.43%	(24,336)	(20,788)	(3,548)	-17.07%
57-Capital	(60,201)	(4,938)	0	(4,938)	0.00%	(55,639)	(4,961)	(50,678)	-1021.53%
<b>5-Expenses Total</b>	<b>(847,311)</b>	<b>(75,000)</b>	<b>(55,972)</b>	<b>(19,028)</b>	<b>-33.99%</b>	<b>(484,330)</b>	<b>(424,392)</b>	<b>(59,938)</b>	<b>-14.12%</b>
<b>611-Pro Shop/Golf Fees Total</b>	<b>1,654,564</b>	<b>232,263</b>	<b>365,290</b>	<b>(133,026)</b>	<b>-36.42%</b>	<b>1,178,409</b>	<b>1,348,078</b>	<b>(169,669)</b>	<b>-12.59%</b>
<b>612-Food and Beverage</b>									
<b>4-Revenues</b>									
42-Charges for Services	180,882	16,844	32,515	(15,671)	-48.20%	79,635	77,121	2,514	3.26%
44-Rentals	0	0	0	0	0.00%	342	28	314	1122.14%
45-Product Sales	5,367,521	558,373	568,637	(10,264)	-1.81%	3,405,526	3,397,955	7,571	0.22%
46-Grants & Donations	0								
47-Misc. Income	34,520	4,866	7,110	(2,244)	-31.56%	19,497	21,926	(2,430)	-11.08%
<b>4-Revenues Total</b>	<b>5,582,923</b>	<b>580,083</b>	<b>608,263</b>	<b>(28,180)</b>	<b>-4.63%</b>	<b>3,505,000</b>	<b>3,497,031</b>	<b>7,969</b>	<b>0.23%</b>
<b>5-Expenses</b>									
51-Salaries & Wages	(2,158,704)	(158,966)	(146,129)	(12,837)	-8.78%	(1,213,584)	(1,132,907)	(80,678)	-7.12%
52-Contractual Services	(864,570)	(59,772)	(66,777)	7,005	10.49%	(452,129)	(493,915)	41,787	8.46%
53-Supplies	(1,717,048)	(167,715)	(194,261)	26,546	13.66%	(989,787)	(932,916)	(56,871)	-6.10%
54-Other Charges	(102,500)	(10,403)	(7,256)	(3,147)	-43.37%	(74,895)	(74,814)	(81)	-0.11%
57-Capital	(33,000)	0	(3,389)	3,389	100.01%	(16,387)	(36,905)	20,518	55.60%

## Major Op Fund by Dept

Row Labels	Sum of Full Year Budget	Sum of Current Month	Sum of LY Month	Month Variance	% Month Variance	Sum of Current YTD	Sum of LY YTD	YTD Variance	% YTD Variance
59-Transfers Out	0								
5-Expenses Total	(4,875,821)	(396,856)	(417,812)	20,956	5.02%	(2,746,782)	(2,671,457)	(75,325)	-2.82%
<b>612-Food and Beverage Total</b>	<b>707,102</b>	<b>183,227</b>	<b>190,451</b>	<b>(7,224)</b>	<b>-3.79%</b>	<b>758,218</b>	<b>825,573</b>	<b>(67,355)</b>	<b>-8.16%</b>
<b>613-Cross Country Skiing</b>									
4-Revenues									
42-Charges for Services	15,000	0	0	0	0.00%	0	7,543	(7,543)	-100.00%
45-Product Sales	0								
4-Revenues Total	15,000	0	0	0	0.00%	0	7,543	(7,543)	-100.00%
5-Expenses									
51-Salaries & Wages	(4,000)	0	0	0	0.00%	0	(1,060)	1,060	100.02%
52-Contractual Services	(503)	(8)	(14)	6	45.07%	(62)	(184)	122	66.56%
53-Supplies	(5,000)	0	0	0	0.00%	0	(700)	700	100.00%
57-Capital	0								
5-Expenses Total	(9,503)	(8)	(14)	6	45.07%	(62)	(1,945)	1,883	96.79%
<b>613-Cross Country Skiing Total</b>	<b>5,497</b>	<b>(8)</b>	<b>(14)</b>	<b>6</b>	<b>45.07%</b>	<b>(62)</b>	<b>5,598</b>	<b>(5,660)</b>	<b>-101.11%</b>
<b>60-Golf Fund Total</b>	<b>(486,989)</b>	<b>281,871</b>	<b>415,842</b>	<b>(133,971)</b>	<b>-32.22%</b>	<b>1,127,677</b>	<b>1,355,173</b>	<b>(227,496)</b>	<b>-16.79%</b>
<b>Grand Total</b>	<b>(1,790,641)</b>	<b>(26,458)</b>	<b>151,999</b>	<b>(178,457)</b>	<b>-117.41%</b>	<b>844,392</b>	<b>1,444,192</b>	<b>(599,800)</b>	<b>-41.53%</b>

## PPF

Row Labels	Sum of Full Year Budget	Sum of Current Month	Sum of LY Month	Month Variance	% Month Variance	Sum of Current YTD	Sum of LY YTD	YTD Variance	% YTD Variance
<b>4-Revenues</b>									
42-Charges for Services	817,000	66,748	61,476	5,273	8.58%	498,405	500,994	(2,590)	-0.52%
44-Rentals	800	30	25	5	20.92%	207	278	(71)	-25.46%
45-Product Sales	1,000	0	0	0	0.00%	0	23	(23)	-100.00%
47-Misc. Income	0	3,269	2,244	1,025	45.67%	22,782	12,907	9,875	76.51%
<b>4-Revenues Total</b>	<b>818,800</b>	<b>70,047</b>	<b>63,745</b>	<b>6,303</b>	<b>9.89%</b>	<b>521,394</b>	<b>514,202</b>	<b>7,191</b>	<b>1.40%</b>
<b>5-Expenses</b>									
51-Salaries & Wages	(446,416)	(32,822)	(31,316)	(1,506)	-4.81%	(277,380)	(267,969)	(9,411)	-3.51%
52-Contractual Services	(96,341)	(1,244)	(2,499)	1,254	50.19%	(44,006)	(39,817)	(4,189)	-10.52%
53-Supplies	(81,430)	(3,408)	(3,166)	(242)	-7.65%	(44,912)	(31,264)	(13,648)	-43.65%
54-Other Charges	(10,000)	(820)	(150)	(670)	-446.99%	(6,139)	(5,689)	(450)	-7.92%
57-Capital	0								
<b>5-Expenses Total</b>	<b>(634,188)</b>	<b>(38,294)</b>	<b>(37,130)</b>	<b>(1,164)</b>	<b>-3.14%</b>	<b>(372,437)</b>	<b>(344,739)</b>	<b>(27,698)</b>	<b>-8.03%</b>
<b>Grand Total</b>	<b>184,612</b>	<b>31,753</b>	<b>26,615</b>	<b>5,138</b>	<b>19.31%</b>	<b>148,957</b>	<b>169,464</b>	<b>(20,507)</b>	<b>-12.10%</b>

## Central Athletic Complex

Row Labels	Sum of Full Year Budget	Sum of Current Month	Sum of LY Month	Month Variance	% Month Variance	Sum of Current YTD	Sum of LY YTD	YTD Variance	% YTD Variance
<b>4-Revenues</b>									
42-Charges for Services	32,700	2,109	330	1,779	539.14%	40,601	29,874	10,727	35.91%
44-Rentals	88,284	1,645	4,165	(2,520)	-60.50%	65,645	55,604	10,041	18.06%
45-Product Sales	8,140	18	23	(5)	-23.00%	6,687	4,813	1,874	38.94%
<b>4-Revenues Total</b>	<b>129,124</b>	<b>3,772</b>	<b>4,518</b>	<b>(746)</b>	<b>-16.51%</b>	<b>112,932</b>	<b>90,290</b>	<b>22,642</b>	<b>25.08%</b>
<b>5-Expenses</b>									
51-Salaries & Wages	(33,300)	(2,490)	(609)	(1,881)	-308.92%	(23,656)	(23,935)	279	1.16%
52-Contractual Services	(82,026)	(2,341)	(878)	(1,463)	-166.64%	(46,611)	(32,957)	(13,653)	-41.43%
53-Supplies	(14,300)	(1,341)	(2,064)	724	35.06%	(11,269)	(8,708)	(2,562)	-29.42%
54-Other Charges	0								
57-Capital	0								
<b>5-Expenses Total</b>	<b>(129,626)</b>	<b>(6,172)</b>	<b>(3,552)</b>	<b>(2,621)</b>	<b>-73.79%</b>	<b>(81,536)</b>	<b>(65,600)</b>	<b>(15,936)</b>	<b>-24.29%</b>
<b>Grand Total</b>	<b>(502)</b>	<b>(2,400)</b>	<b>967</b>	<b>(3,367)</b>	<b>-348.19%</b>	<b>31,396</b>	<b>24,690</b>	<b>6,706</b>	<b>27.16%</b>



## Special Events

Row Labels	Sum of Full Year Budget	Sum of Current Month	Sum of LY Month	Month Variance	% Month Variance	Sum of Current YTD	Sum of LY YTD	YTD Variance	% YTD Variance
<b>1901-Kite Event</b>									
4-Revenues	4,500	0	0	0	0.00%	4,376	4,578	(202)	-4.41%
5-Expenses	(3,500)	(800)	(724)	(76)	-10.46%	(1,768)	(2,897)	1,128	38.95%
<b>1901-Kite Event Total</b>	<b>1,000</b>	<b>(800)</b>	<b>(724)</b>	<b>(76)</b>	<b>-10.46%</b>	<b>2,608</b>	<b>1,681</b>	<b>926</b>	<b>55.11%</b>
<b>1902-4th of July</b>									
4-Revenues	42,300	0	275	(275)	-100.00%	42,331	44,144	(1,812)	-4.10%
5-Expenses	(42,203)	(2,854)	(1,603)	(1,251)	-78.04%	(31,742)	(39,206)	7,464	19.04%
<b>1902-4th of July Total</b>	<b>97</b>	<b>(2,854)</b>	<b>(1,328)</b>	<b>(1,526)</b>	<b>-114.91%</b>	<b>10,590</b>	<b>4,937</b>	<b>5,652</b>	<b>114.49%</b>
<b>1903-Ale Fest</b>									
4-Revenues	87,000	40,680	37,488	3,191	8.51%	88,674	81,263	7,412	9.12%
5-Expenses	(81,075)	(38,630)	(13,823)	(24,808)	-179.47%	(45,331)	(42,444)	(2,888)	-6.80%
<b>1903-Ale Fest Total</b>	<b>5,925</b>	<b>2,049</b>	<b>23,666</b>	<b>(21,617)</b>	<b>-91.34%</b>	<b>43,343</b>	<b>38,819</b>	<b>4,524</b>	<b>11.65%</b>
<b>1905-Taste of Wheaton</b>									
4-Revenues	140,000	0	(4,181)	4,181	100.01%	138,414	127,751	10,664	8.35%
5-Expenses	(134,704)	(1,634)	2,301	(3,935)	-171.00%	(112,636)	(96,465)	(16,171)	-16.76%
<b>1905-Taste of Wheaton Total</b>	<b>5,296</b>	<b>(1,634)</b>	<b>(1,881)</b>	<b>247</b>	<b>13.12%</b>	<b>25,778</b>	<b>31,285</b>	<b>(5,507)</b>	<b>-17.60%</b>
<b>1907-Shakespeare Event</b>									
4-Revenues	11,000	2,536	1,593	943	59.19%	9,036	10,343	(1,307)	-12.64%
5-Expenses	(11,000)	(5,893)	(6,500)	608	9.35%	(9,394)	(6,500)	(2,894)	-44.52%
<b>1907-Shakespeare Event Total</b>	<b>0</b>	<b>(3,357)</b>	<b>(4,907)</b>	<b>1,551</b>	<b>31.60%</b>	<b>(359)</b>	<b>3,843</b>	<b>(4,201)</b>	<b>-109.32%</b>
<b>1908-Fun Run Event</b>									
4-Revenues	56,000	5,000	0	5,000	0.00%	64,682	47,443	17,239	36.34%
5-Expenses	(54,481)	(14,566)	0	(14,566)	0.00%	(54,481)	(39,573)	(14,908)	-37.67%
<b>1908-Fun Run Event Total</b>	<b>1,519</b>	<b>(9,566)</b>	<b>0</b>	<b>(9,566)</b>	<b>0.00%</b>	<b>10,201</b>	<b>7,870</b>	<b>2,332</b>	<b>29.63%</b>
<b>1909-Entertainment In The Park</b>									
4-Revenues	2,700	(43)	(31)	(12)	-38.71%	2,543	2,676	(133)	-4.97%
5-Expenses	(4,000)	(41)	(138)	97	70.51%	(3,868)	(2,412)	(1,455)	-60.34%
<b>1909-Entertainment In The Park Total</b>	<b>(1,300)</b>	<b>(84)</b>	<b>(169)</b>	<b>85</b>	<b>50.48%</b>	<b>(1,325)</b>	<b>264</b>	<b>(1,588)</b>	<b>-601.64%</b>
<b>1910-Light the Torch Run</b>									
4-Revenues	26,500	4,570	2,295	2,275	99.13%	12,417	6,205	6,212	100.11%
5-Expenses	(21,600)	(650)	(656)	6	0.86%	(1,374)	(900)	(474)	-52.62%
<b>1910-Light the Torch Run Total</b>	<b>4,900</b>	<b>3,920</b>	<b>1,639</b>	<b>2,281</b>	<b>139.15%</b>	<b>11,043</b>	<b>5,305</b>	<b>5,739</b>	<b>108.17%</b>
<b>1925-Reindeer Run</b>									
4-Revenues	25,000	650	60	590	983.33%	4,722	2,115	2,607	123.27%
5-Expenses	(13,000)	(650)	0	(650)	0.00%	(1,452)	(205)	(1,247)	-608.44%
<b>1925-Reindeer Run Total</b>	<b>12,000</b>	<b>0</b>	<b>60</b>	<b>(60)</b>	<b>-100.00%</b>	<b>3,270</b>	<b>1,910</b>	<b>1,360</b>	<b>71.19%</b>
<b>Grand Total</b>	<b>29,437</b>	<b>(12,326)</b>	<b>16,356</b>	<b>(28,681)</b>	<b>-175.36%</b>	<b>105,150</b>	<b>95,914</b>	<b>9,236</b>	<b>9.63%</b>



Wheaton Park District  
Leisure Center  
*Commitment to  
Excellence*  
2015 Annual  
Report

September 1, 2016

Linda Dolan

Leisure Center Manager



# 2015 Leisure Center Annual Report

---

## Table of Contents

Day Trip Adventures: <i>Creating Memories for Active Adults</i> .....	3
Extended Travel: <i>The Joy of Travel without the Hassle!</i> .....	4
Special Events: <i>Party! Party! Party!</i> .....	5
Fitness: <i>Commit to Be Fit</i> .....	6
Fun and Games: <i>Ready, Set...Play!</i> .....	7
Performing Arts: <i>We've Got Talent to Share</i> .....	8
Sports: <i>Serving Up Friendly Competition</i> .....	9
Service Partnerships: <i>We're Here to Help!</i> .....	10
Staff: <i>The People Behind The Scenes</i> .....	11
Financial Report: <i>Committed to Sustainability</i> .....	12
Facility Rentals: <i>A Growing Revenue Source</i> .....	13
Volunteer Highlight .....	14
Patron Highlight .....	15
Program Highlight .....	16
Appendix	
<i>2015 Program Listing</i> .....	18
<i>2015 Actual Budget</i> .....	19
<i>Building Rental Rate Proposal</i> .....	20

# Day Trip Adventures

*Creating Memories for Active Adults*



Members love the convenience the day trip program provides. We do all the planning and they hop on the motor coach and enjoy the day. This year they cheered on the Cubs, explored Lake Forest, took a Chicago Neighborhood Tour, toured Chicago gardens, chose from eighteen theatre options, and much more. Day trips are not only popular but profitable too.

# Extended Travel

*The Joy Of Travel Without The Hassle!*



The extended travel program gives people the opportunity to enjoy travel without having to do the tedious work successful travel requires. Options included a popular fall color trip to Door County plus nine additional tours offered with Collette Vacations and Mayflower Tours. Although not as popular as it was prior to 2008, the program continues to generate revenue and members appreciate having the opportunity to take advantage of our group travel offerings.

# Special Events

*Party! Party! Party!*



Leisure Center Members love to have a good time and celebrate the holidays at special events offered throughout the year. The Valentine's Day Dance, Sunshine Luncheon, Picnic In The Park, Awesome August, Thanksgiving Gathering and The Holiday Gala are offered each year, plus nine additional special events. Lisle Park District partnered with us on two successful parties this year, which included Oktoberfest and a Line Dance party.

# Fitness

*Commit to Be Fit*



Leisure Center fitness programs are friendly and fun, and include Fit For Life, Sit and Be Fit and Tai Chi. Popular Tai Chi instructor Deann Cervera was hired in 2007 to teach one class with 10 students. She has successfully grown the program to include four weekly classes with an average of forty-five students a week. The benefits of Tai Chi include increased flexibility, strength, and better balance.

# Fun and Games

*Ready, Set...Play!*

Bridge is by far the most popular card game played at the Leisure Center. This year, afternoon sessions were added when morning classes filled. Maj Jong tripled its membership this year. Less popular games include: Pinochle, Bolivia, Dominoes and Canasta.





# Performing Arts

*We've Got Talent To Share!*



Three talented and dedicated performing groups are sponsored by the Leisure Center, and include The Silvertones Chorus, Beyond Glee, and The Step In Time Dancers. Staff book these groups to perform for community groups that include retirement centers, park districts, and churches. Bookings have become challenging due to budget constraints of these customers. This year new marketing materials were developed, and the performers took a more active role in securing bookings. Both choirs perform yearly holiday and spring concerts at the Community Center, which are well attended.

# Sports

## *Serving Up Friendly Competition*



The Pedal Pushers and Men and Ladies Golf continue to grow a little each year. Petanque is popular, and a large new court was built at Northside Park in September. Sunday draws a family crowd of players of all ages. Table Tennis and outdoor tennis was cancelled this year due to lack of participation. Bowling and volleyball struggle to attract new members and lose a few people every year.

# Service Partnerships

*We're Here to Help!*



Friendly staff like Mary Ann Stetler pictured here, help patrons register for programs and answer questions. We offer AARP Defensive Drive classes, Rules Of The Road refresher classes, and SHIP appointments for free help with Medicare Insurance issues. Each year AARP provides free income tax assistance. Twenty counselors prepare almost 800 returns, meeting in Wheaton on Tuesdays and Glen Ellyn on Mondays. They put in over 3,000 volunteer hours.

# Staff

## *The People Behind The Scenes*



Laura Bessey with daughters Danielle, Brianna, and Alexa who enjoyed a family vacation on Sanibel Island in May.



Mary Ann Stetler and her sister Kathy took a cappuccino break in Capri while exploring Italy last fall.



Kerry Weathered and her daughter Sarah traveled to Guatemala. They worked at Fundacionos Orphanage while on a Missions Trip with Gary Methodist Church.



Mary Lou Withers and family celebrate her 40th year at the Leisure Center last summer.



Patty Walkowicz and her husband Dan celebrated newlywed daughter Val and husband Ryan. The wedding and reception took place at the Leisure Center in July.



Linda Dolan and husband Jim celebrated their daughter Jenny's wedding in October which was held in Las Vegas.



Ann Rehling-King and her sister Lois had a blast in Dixie Country with our travel group last fall.

Staff philosophy is simple and is evident in every interaction, program, event, and decision. People matter. Give them something to put on their calendar and look forward to. Offer meaningful activities that are also fun. Offer programs that enhance mind and body health. Give them an opportunity to make new friends. Let them know you care.

# Financial Report

*Committed to Sustainability!*



Year	Ending
2011	-\$878
2012	\$6,756
2013	\$11,755
2014	\$4,067
2015	\$15,783*

\*The following programs had higher revenue than anticipated:

5501 Special Events - new parties were popular.

5519 In-house Events - bridge classes did well.

5520 Non Resident – We attracted 79 new non-resident members.

5596 In-house Extended – Door Country did exceptionally well.

Building Rental – increased rentals, plus Marketing Department payments for Taste, Brewfest and Shakespeare Events.

# Facility Rentals

*Growing Revenue Source!*



Year	Ending Budget
2012	\$4,092
2013	\$4,820
2014	\$6,060
2015	\$8,615

The Leisure Center was given the opportunity to book their own rentals starting in 2012. Building rentals are a wonderful resident benefit, and brings in revenue that helps us achieve continued sustainability. In addition to the weekly Kiwanis rental, we hosted two weddings, numerous showers, and many family parties.

Staff recommends a fee increase for 2017. Details of the proposal appear in the Appendix on page 20.

## Volunteer Highlight



Wheaton author Don Westlake is a fascinating speaker who has led an extraordinary life. He entertained 50 people in June of 2015 with stories from his book called *Elburn: 44 Miles to Chicago*.

## Patron Highlight



Loyal patrons Ron and June Donner are an extraordinary Wheaton couple who take full advantage of everything the Leisure Center offers. They attend parties, lectures, and special events, and oftentimes bring their friends with them. Last summer we helped June surprise Ron on his 80<sup>th</sup> birthday, which was held at the Leisure Center.



# Program Highlight



The quilting group was founded in 1996. A small group of dedicated senior women meet weekly to make quilts for community groups. This hardworking group donated ten quilts this year to each of the following groups; Cadence Hospital, Pillars Women's Shelter, Women's Choice, and the new Ronald McDonald House in Winfield.

# Appendix

## 2015 Program Listing

### Extended Travel

Baja California Cruise  
Flavors of the South  
Tuscany and the Italian  
Riviera  
Canyon Country  
Fall Getaway to Door  
County  
Chicago Cubs VS  
Atlanta Braves  
Motorcoach tour  
Washington Waterways  
and National Parks  
America's Great Lakes  
and St. Lawrence River  
Cruising

### Parties and Specials

Sunshine Luncheon  
Valentine's Dance  
Derby Days  
Pizza Party & Trivia  
Heartland  
Tribute to Stage &  
Screen  
Garden Walk at Windsor  
Park  
Picnic in the Park  
Awesome August  
Line Dance & Disco  
Party  
Oktoberfest  
Thanksgiving Gathering  
Holiday Gala  
We Need A Little  
Christmas  
Beyond Christmas

### Day Trip Adventures

#### Theatre

*Tommy*  
*Les Mis*  
*The Adams Family*  
*Carousel*  
*Sense & Sensibility*  
*Menopause, The*  
*Musical*  
*The Tenors 3*  
*All Shook Up*  
*South Pacific*  
*Oklahoma!*  
*Ring of Fire*  
*Beautiful: Carol King*  
*Musical*  
*A Christmas Carol*  
*A Christmas Story*

#### Drive Yourself Theatre

*West Side Story*  
*Billy Elliot*  
*Beaches*  
*Maybe Baby, It's You*

#### Sporting Events

Cubs Game

#### Educational/Adventure

Comedy Sportz  
Bit of Blarney  
Chicago Neighborhoods  
What's Wright in Racine  
City in a Garden Part 4  
U.S. Mailboat Tour on  
Lake Geneva  
Chicago Neighborhoods  
Hedda Hopper  
Fair Oaks Dairy Farm  
Lake Forest & Beyond  
Flavors of the Farm

### Day Trip Adventures

#### Educational/

#### Adventure Continued

Meet the Andrew  
Sisters  
The Butcher, the  
Baker, the Candlestick  
Maker

### Live and Learn

Good Life Café  
Senior Living Options  
Table Tennis  
Workshop  
Fall Prevention Clinic  
Andrea Metcalf  
A Funny Thing  
Happened on the Way  
to Four Score and  
Seven Years  
Stroke: What you  
Need to Know  
Beginning Bridge  
Intermediate Bridge:  
Bidding  
Intermediate Bridge:  
Defense  
Advanced Bridge

## 2015 Budget

Total Revenue	221,658
Total Expenses	205,875
Net Profit	15,783

Budget Code and Title	Revenue	Wages	Contractual	Supply	Total Expense	Profit/ Loss
0000 Grants & Donations	0	0	0	0	0	0
5500 General	0	43,914	3	3,703	47,620	-47,620
5501 - Special Events	22,033	1,756	17,630	782	20,168	1,865
5502 Silvertones	7,985	4,713	564	859	6,136	1,849
5505 Senior Fitness	5,386	3,915	0	0	3,915	1,471
5506 Volleyball	1,233	0	0	0	0	1,233
5508 Snappy Tappers	2,817	1,650	0	0	1,650	1,167
5509 Senior Yoga	1,504	1,305	0	0	1,305	199
5511 Ladies Golf	2,018	0	540	1,260	1,800	218
5513 Beyond Glee	9,109	3,819	735	501	5,055	4,054
5515 Sponsorship	1,300	0	0	0	0	1,300
5519 Inhouse Events	6,511	2,400	0	0	2,400	4,111
5520 Nonresident	4,920	0	0	0	0	4,920
5522 - Adventure	36,327	1,125	29,570	0	30,695	5,632
5523 Tai Chi	8,587	5,935	0	0	5,935	2,652
5531 - Theatre	46,720	1,606	40,654	0	42,260	4,460
5538-Dog Train	7,289	0	4,611	0	4,611	2,678
5545-Drive Yourself Theatre	5,271	0	2,058	0	2,058	3,213
5558 Raqueteers	657	821	0	0	821	-164
5560 - Sport Trips	3,168	200	2,436	0	2,636	532
5563 - Commission Only	8,324	0	0	0	0	8,324
5596 - In House Extended	31,884	450	26,360	0	26,810	5,074
Building Rentals	8,615	0	0	0	0	8,615
<b>SubTotals</b>	<b>221,658</b>	<b>73,609</b>	<b>125,161</b>	<b>7,105</b>	<b>205,875</b>	<b>15,783</b>

## Building Rental Rate Proposal

2017 Goal: Increase Building Rental Revenue/Fees

### **Raise Rental Rates:**

Mary Lubko Center rental rates have not increased since 2008 and are as follows:

Resident: \$150 for the required 3 hour minimum; \$50 each additional hour

Nonresident: \$300 for the required 3 hour minimum; \$100 each additional hour

Commercial: \$115 per hour

### **Proposed Increase:**

Staff recommends a proposed increase of \$100 to the basic rental rates to help cover the costs of staff time and maintenance. Many of our rentals require an extra cleaning because we are doing more than one rental on a weekend and have to pay for an extra cleaning, which costs \$80. Rentals are typically for showers and family celebrations, which require significant staff time to book. Many renters see the building several times and meet with staff or consult on the phone or via email several times before the actual event. The \$100 raise would help cover these costs but keep the fee very reasonable for our patrons. Staff will submit a statement of issue in October and recommends the rate increase be effective January 2017.

### **Cost Comparison to Similar Facilities**

The Mary Lubko Center is unique for many reasons. Renters have use of both the VIP and Coach Room, and only one rental per day is scheduled. Two facilities that are somewhat similar are:

The Glen Ellyn Boat House, which was recently remodeled and reopened. The facility seats up to 120 and costs \$125 per hour for residents and \$140 for non-residents.

DuPage County Historical Museum; rental rates are as follows:

Monday-Friday – 7 am to 4:30 pm; \$120 per hour, \$90 per hour\*

Weekday Evenings and Weekend Hours – \$200 per hour, \$120 per hour\*

\*These indicate rates for non-profit organizations. Proof of non-profit status must be submitted with completed contract.