



# Wheaton Park District

## PUBLIC NOTICE

**Meeting - Wheaton Park District Board of Commissioners  
Wednesday October 25, 2023, 5:00 p.m.  
City of Wheaton Council Chambers 303 W. Wesley Street Wheaton, Illinois**

**October 20, 2023**

**Public notice is hereby given that the Board of Park Commissioners of the Wheaton Park District, DuPage County, Illinois (the "Park Board") will hold a meeting at 5 pm on Wednesday October 25, 2023.**

**The meeting will take place at Wheaton City Hall, 303 W. Wesley, Wheaton, IL.**

**Please contact Michael J. Benard, Board Secretary, for further information.  
[mbenard@wheatonparks.org](mailto:mbenard@wheatonparks.org)**

Michael J. Benard  
Secretary

**The Agenda for the October 25, 2023, Meeting is as Follows:**

---

Persons with disabilities requiring reasonable accommodation to participate in this meeting should contact the park district's ADA Compliance Officer, Michael Benard, at the park district's Administrative Office, 102 E. Wesley Street, Wheaton, IL Monday through Friday from 8:30 am until 4:30 pm at least 48 hours prior to the meeting. Requests for a qualified ASL interpreter require five (5) working days advance notice. Telephone number 630.510-4944; fax number 630.665.5880; email [dsiciliano@wheatonparks.org](mailto:dsiciliano@wheatonparks.org)



# Wheaton Park District

## Meeting of the Wheaton Park District Board of Commissioners October 25, 2023, 5:00 pm

### **CALL TO ORDER**

### **COMMUNITY INPUT**

Public comments are important to the Board. However, it is the Board's policy not to take action on items until time has been taken to gather information and discuss all options. Lack of action does not imply lack of interest in the issues. During the community input portion of the agenda the Board typically will ask residents to provide input prior to accepting input from nonresidents.

The purpose of the public participation is to allow the public the opportunity to make a statement to the Board. The purpose of public participation is not to provoke a debate with the Board. Once an individual has spoken, that individual may not speak on the same issue again. Any limitation regarding addressing the Board may be waived by a majority vote of the Board.

Except during the public comment portion of the regular Board agenda, or as stated in this rule, no person other than the Executive Director or the District's Attorney may address the Board.

### **CONSENT AGENDA**

Consent Agenda items are considered by the Park District to be routine and will be enacted in one motion. There will be no separate discussion on these items. If a member of the Park Board requests, a Consent Agenda item will be removed from the Consent Agenda and considered as an individual item at the end of old or new business.

- A. Approval of the Disbursements totaling \$1,381,695.99 for the period beginning September 13, 2023, and ending October 17, 2023
- B. Approval of the Disbursements totaling \$497,595.85 for the period beginning September 13, 2023, and ending September 17, 2023
- C. Approval of the Regular Meeting Minutes September 20, 2023

### **UNFINISHED BUSINESS - None**

---

Persons with disabilities requiring reasonable accommodation to participate in this meeting should contact the park district's ADA Compliance Officer, Michael Benard, at the park district's Administrative Office, 102 E. Wesley Street, Wheaton, IL Monday through Friday from 8:30 am until 4:30 pm at least 48 hours prior to the meeting. Requests for a qualified ASL interpreter require five (5) working days advance notice. Telephone number 630.510-4944; fax number 630.665.5880; email [dsiciliano@wheatonparks.org](mailto:dsiciliano@wheatonparks.org)



# Wheaton Park District

## NEW BUSINESS

1. **Easement Agreement with the Wheaton Sanitary District** – Motion to approve the Addendum to an Easement Agreement with the Wheaton Sanitary District for Pedestrian/Bicycle Path Access to Atten Park
2. **Mary Lubko Center Roof Replacement Project** – Motion to approve Change Order #1 from Roofmaster Metalmasters in the amount of \$1,295
3. **Ordinance 2023-02** – Motion to approve Ordinance 2023-02 Approving the Disposal and Sale of Personal Property Owned by the Wheaton Park District
4. **Arrowhead Golf Club Food Supply 2023-2024** – Motion to Approve the Bids for the Following Products, Vendors, Costs and Pricing Terms as Presented:

Dairy:	Get Fresh	\$ 130,146	Commodity Pricing- 1 year
Seafood:	Fortune Fish	\$ 124,059	Commodity Pricing- 1 year
Poultry:	Consumers Meat	\$ 76,400	Commodity Pricing- 1 year
Meat:	Consumers Meat	\$ 328,499	Fixed Pricing- 1 year
Bread:	Turano Baking	\$ 125,900	Fixed Pricing- 1 year
General/Froz:	Sysco Chicago	\$ 171,976	Fixed Pricing- 1 year
Dry Goods:	Sysco Chicago	\$ 152,767	Fixed Pricing- 1 year
Paper/Disp:	Sysco Chicago	\$ 56,669	Fixed Pricing- 1 year
Produce:	Get Fresh	\$ 164,798	Fixed/Commodity Pricing- 1 year
Beverages:	Sysco Chicago	\$ 27,270	Fixed Pricing- 1 year
5. **Rice and Northside Pool Fees 2024** – Motion to approve of 2024 Fee Proposal for Pool Memberships and Daily Fees as presented.

Season - Individual Res \$115 / Non Res \$164  
Season - Each Additional Family Member Res \$55 / Non Res \$74  
Season - Senior Individual (60+) Res \$100 / Non Res \$142  
Season - Senior Couple (60+) Res \$143 / Non Res \$203  
Daily Adult – Res \$11.75 Rice / Res \$11.25 Northside  
Daily Adult – Non Res \$16 Rice / Non Res Northside \$15.25  
Daily Child (to 17) & Senior (60+) – Res \$8.50 Rice / Res \$8.00 Northside  
Daily Child (to 17) & Senior (60+) – Non Res \$11.25 Rice / \$10.50 Northside  
6 Visit Guest Booklet \$63.00  
20 Visit Guest Booklet \$210.00

---

Persons with disabilities requiring reasonable accommodation to participate in this meeting should contact the park district's ADA Compliance Officer, Michael Benard, at the park district's Administrative Office, 102 E. Wesley Street, Wheaton, IL Monday through Friday from 8:30 am until 4:30 pm at least 48 hours prior to the meeting. Requests for a qualified ASL interpreter require five (5) working days advance notice. Telephone number 630.510-4944; fax number 630.665.5880; email [dsiciliano@wheatonparks.org](mailto:dsiciliano@wheatonparks.org)



# Wheaton Park District

6. **Parks Plus Fitness Center Fees 2024** – Motion to approve of 2024 Fee Proposal for Memberships, Group Fitness and Personal Training as presented beginning January 1, 2024
7. **Resolution 2023-09** – Motion to approve Resolution 2023-09 Authorizing the Estimate of the Annual Aggregate Levy in Compliance with the Truth in Taxation Law
8. **2024 Budget and Appropriation Ordinance Draft** – Motion to Place the 2024 Budget and Appropriation Ordinance Draft and Related Reports on 30-day Public Inspection
9. **Cosley Zoo Parking Expansion Project Plan** – Review of Plan and Board Discussion

## REPORTS FROM STAFF

- Annual Report – 2023 Pool Operations
- Executive Director – City of Wheaton TIF Joint Review Board Meeting 10/16/23
- Monthly Department Reports – Finance, Special Facilities, Marketing, Development, Events, Recreation, Athletics, Parks and Planning

## BOARD SUBCOMMITTEE REPORTS / DISCUSSION

### CLOSED SESSION

- a. Appointment, employment, compensation, discipline, performance, or dismissal of specific employees, 5ILCS 120/2 (c) (1)
- b. Purchase or lease of real property, 5ILCS 120/2 (c) (5)
- c. Setting of price for sale or lease of property owned by the public body, 5ILCS 120/2 (c)(6)
- d. Pending, probable or imminent litigation, 5ILCS 120/ 2 (c) (11)
- e. Discussion of minutes of meetings lawfully closed under this Act, whether for purposes of approval by the body of the minutes or semi-annual review of the minutes, 5 ILCS 120/2(c) (21)

### ADJOURNMENT

---

Persons with disabilities requiring reasonable accommodation to participate in this meeting should contact the park district's ADA Compliance Officer, Michael Benard, at the park district's Administrative Office, 102 E. Wesley Street, Wheaton, IL Monday through Friday from 8:30 am until 4:30 pm at least 48 hours prior to the meeting. Requests for a qualified ASL interpreter require five (5) working days advance notice. Telephone number 630.510-4944; fax number 630.665.5880; email [dsiciliano@wheatonparks.org](mailto:dsiciliano@wheatonparks.org)



# Accounts Payable

## Checks Approval Document

User: rtucker  
Printed: 10/18/2023 - 10:06 AM




Wheaton Park District


Board of Commissioners Report From the Period Beginning September 13, 2023 and Ending October 17, 2023.

Fund	Description	Amount
10	General	99,046.69
20	Recreation	350,448.30
22	Cosley Zoo	35,360.33
23	Liability	38,921.67
30	Debt Service	475.00
40	Capital Projects	519,697.75
60	Golf Fund	288,737.55
70	Information Technology	44,792.97
75	Health Insurance	4,215.73
Report Total:		1,381,695.99

To the Board of Commissioners

The payment of the above listed accounts has been accepted by the Park District Board of Commissioners at their meeting held on October 25, 2023.

  
(Treasurer)

  
(Secretary)

# Accounts Payable

## Checks Approval List

User: rtucker  
Printed: 10/18/2023 - 10:10 AM



Wheaton Park District

Board of Commissioners Report From the Period Beginning September 13, 2023 and Ending October 17, 2023

Fund	Description	Vendor No	Vendor Name	Check No	Invoice Number	Batch Number	GL Account Number	Amount
Line Item Description								
10	General							
00042	Anderson Elevator Co.							
PSC Monthly Elevator Maintenance		226303	INV-77186-Y9K2	092.09.2023	10-101-000-52-5211-0000		160.00	
DHM Monthly Elevator Maintenance		226303	INV-77187-G3B7	092.09.2023	10-101-854-52-5211-0000		220.00	
PSC Monthly Elevator Maintenance		226583	INV-78358-H4L9	102.10.2023	10-101-000-52-5211-0000		160.00	
DHM Monthly Elevator Maintenance		226583	INV-78359-Q9P3	102.10.2023	10-101-854-52-5211-0000		220.00	
Vendor Total:								760.00
00043	Anderson Pest Solutions							
Prairie Pest Control		226468	51230960	094.09.2023	10-101-856-52-5211-0000		95.70	
Vendor Total:								95.70
00068	AT&T Mobility							
234-1025 Parks Tablet 8 081823-091723		226531	877051597_0923	101.10.2023	10-101-000-52-5265-0000		31.06	
300-4503 D. Siciliano 081823-091723		226531	877051597_0923	101.10.2023	10-000-000-52-5265-0000		73.94	
346-9175 Marketing Tablet 7 081823-091723		226531	877051597_0923	101.10.2023	10-000-415-52-5265-0000		31.06	
945-7726 M. Benard 081823-091723		226531	877051597_0923	101.10.2023	10-000-000-52-5265-0000		73.95	
639-8599 Parks Dept 081823-091723		226531	877051597_0923	101.10.2023	10-101-000-52-5265-0000		73.95	
639-8783 K. Flynn 081823-091723		226531	877051597_0923	101.10.2023	10-101-000-52-5265-0000		73.95	
917-4832 P. Stanczak 081823-091723		226531	877051597_0923	101.10.2023	10-101-000-52-5265-0000		73.95	
234-2925 Martha H. 081823-091723		226531	877051597_0923	101.10.2023	10-419-000-52-5265-0000		48.69	
251-5866 Events Tablet 10 081823-091723		226531	877051597_0923	101.10.2023	10-000-415-52-5265-0000		31.06	
251-8452 Tablet 11 Events 081823-091723		226531	877051597_0923	101.10.2023	10-000-415-52-5265-0000		31.06	
240-0798 Hot Spot 1 Events 081823-091723		226531	877051597_0923	101.10.2023	10-000-415-52-5265-0000		43.23	
815-1067 Sandra S. 081823-091723		226531	877051597_0923	101.10.2023	10-419-000-52-5265-0000		48.70	
234-8452 Parks Tablet 21 081823-091723		226531	877051597_0923	101.10.2023	10-101-000-52-5265-0000		23.24	
234-8725 Lauren C 081823-091723		226531	877051597_0923	101.10.2023	10-000-415-52-5265-0000		73.94	
815-6705 Events iPad 081823-091723		226531	877051597_0923	101.10.2023	10-000-416-52-5265-1900		23.24	
815-6706 Events iPad 081823-091723		226531	877051597_0923	101.10.2023	10-000-416-52-5265-1900		23.24	
815-6707 Events iPad 081823-091723		226531	877051597_0923	101.10.2023	10-000-416-52-5265-1900		23.24	
386-1562 Parks Dept 081823-091723		226531	877051597_0923	101.10.2023	10-101-000-52-5265-0000		7.70	
386-1616 Parks Dept 081823-091723		226531	877051597_0923	101.10.2023	10-101-000-52-5265-0000		5.70	
464-0161 R. Sperl 081823-091723		226531	877051597_0923	101.10.2023	10-101-000-52-5265-0000		73.95	
639-8267 Parks Dept 081823-091723		226531	877051597_0923	101.10.2023	10-101-000-52-5265-0000		5.53	
Vendor Total:								894.38
00070	AT&T Internet							
Parks 1000 Manchester Rd 090223-100123		226391	327168134_1023	093.09.2023	10-101-000-52-5262-0000		109.94	
855 W Prairie Ave 090823-100723		226391	327242595_1023	093.09.2023	10-000-856-52-5262-0000		109.94	
Vendor Total:								219.88
00164	Carol Stream Lawn and Power							
Air Filters Stock		226475	503398	094.09.2023	10-101-000-53-5315-0000		45.55	
PSC55416 Equipment 2301		226595	503667	102.10.2023	10-101-000-53-5315-0000		86.11	
Fuel Filter		226595	503996	102.10.2023	10-101-000-53-5315-0000		19.16	
Vendor Total:								150.82
00192	City of Wheaton							

**Fund**                      **Description**  
**Vendor No**              **Vendor Name**

Line Item Description	Check No	Invoice Number	Batch Number	GL Account Number	Amount
2022 Native Plant Sale	226477	091223	094.09.2023	10-000-000-20-2011-0000	15,059.57
Shakespeare in the Park 2023	226477	512345	094.09.2023	10-000-416-52-5241-1907	808.99
Amphitheater 100123-123123	226597	WH6241_1223	102.10.2023	10-101-000-52-5211-1904	255.00
DC Hist Museum 100123-123123	226597	WH6619_1223	102.10.2023	10-101-854-52-5211-0000	255.00
855 W Prairie Ave 100123-123123	226597	WH6661_1223	102.10.2023	10-101-856-52-5211-0000	255.00
Parks & Planning 100123-123123	226597	WH6921_1223	102.10.2023	10-101-000-52-5211-0000	255.00
Vendor Total:					16,888.56
00193                      City of Wheaton					
Prairie Path Park 080823-090723	226400	0004420000_0923	093.09.2023	10-000-000-52-5264-000C	22.29
Hurley Park 080823-090723	226400	0021856000_0923	093.09.2023	10-000-000-52-5264-000C	22.29
Parks & Planning 080723-090623	226400	0029220000_0923	093.09.2023	10-101-000-52-5264-000C	232.46
W W Stevens Park 080723-090623	226400	0055220100_0923	093.09.2023	10-000-000-52-5264-000C	20.89
855 Prairie 080723-090623	226400	0310060201_0923	093.09.2023	10-000-856-52-5264-000C	431.88
Central Pk 080723-090623	226400	0366270000_0923	093.09.2023	10-000-000-52-5264-000C	22.29
Kelly Park/Edison 080823-090723	226400	0370840000_0923	093.09.2023	10-000-000-52-5264-000C	63.05
DC Hist Museum 080723-090623	226400	0396760000_0923	093.09.2023	10-000-000-52-5264-000C	45.28
DC Hist Museum 080723-090623	226400	0396760000_0923	093.09.2023	10-430-000-52-5264-000C	19.40
Northside Park 080723-090623	226400	0402460000_0923	093.09.2023	10-000-000-52-5264-000C	149.45
Memorial Park 080723-090623	226400	0417770200_0923	093.09.2023	10-000-000-52-5264-000C	657.26
Seven Gables Park 080823-090723	226400	0500620100_0923	093.09.2023	10-000-000-52-5264-000C	115.08
Scottsdale Park 080823-090723	226400	0551600000_0923	093.09.2023	10-000-000-52-5264-000C	20.89
Briar Patch Park 080823-090723	226400	0642091600_0923	093.09.2023	10-000-000-52-5264-000C	20.89
Briar Patch Park 080823-090723	226400	0642091700_0923	093.09.2023	10-000-000-52-5264-000C	57.48
Triangle Park 080723-090623	226400	0666060100_0923	093.09.2023	10-000-000-52-5264-000C	22.29
Hillside Park 080823-090723	226400	0670480200_0923	093.09.2023	10-000-000-52-5264-000C	20.89
Sunnyside Park 080823-090723	226400	0674020000_0923	093.09.2023	10-000-000-52-5264-000C	20.89
Hoffman Park 080723-090623	226400	0693200000_0923	093.09.2023	10-000-000-52-5264-000C	20.89
Briarknoll Park 080823-090723	226400	0922450100_0923	093.09.2023	10-000-000-52-5264-000C	20.89
Vendor Total:					2,006.73
00243                      DuPage County Public Works					
Briar Patch Park 060623-080823	226487	15519513_0823	094.09.2023	10-000-000-52-5264-000C	36.12
Vendor Total:					36.12
00323                      Government Navigation Group					
Consulting Services for May 2023	226616	1936	102.10.2023	10-000-000-52-5205-000C	1,333.33
Consulting Services for June 2023	226616	1954	102.10.2023	10-000-000-52-5205-000C	1,333.33
Consulting Services for July 2023	226616	1970	102.10.2023	10-000-000-52-5205-000C	1,333.33
Consulting Services August 2023	226542	1993	101.10.2023	10-000-000-52-5205-000C	1,333.33
Consulting Services September 2023	226542	2012	101.10.2023	10-000-000-52-5205-000C	1,333.33
Vendor Total:					6,666.65
00406                      Commonwealth Edison					
Seven Gables 081023-091123	226402	8679428014_0923	093.09.2023	10-000-000-52-5260-000C	14.81
Vendor Total:					14.81
00408                      Community School District 200					
Paper Order	226479	091923	094.09.2023	10-000-856-53-5302-000C	815.00
Paper Order	226479	091923	094.09.2023	10-101-000-53-5302-000C	46.36
Vendor Total:					861.36
00417                      Constellation NewEnergy Inc					
Main Street Tennis Lighting 080723-090623	226406	0081092079_0923	093.09.2023	10-000-000-52-5260-000C	25.00
Parks & Planning 081123-091223	226406	1785163109_0923	093.09.2023	10-101-000-52-5260-000C	997.00
Overpass Bridge 081423-091323	226481	2115116037_0923	094.09.2023	10-000-000-52-5260-000C	71.33
Northside Park 081423-091323	226481	2423026020_0923	094.09.2023	10-000-000-52-5260-000C	85.46

**Fund**                      **Description**  
**Vendor No**              **Vendor Name**

Line Item Description	Check No	Invoice Number	Batch Number	GL Account Number	Amount
C L Herrick Park 081523-091423	226481	6703043016_0923	094.09.2023	10-000-000-52-5260-000C	46.22
Northside Park 082123-092023	226481	7203024021_0923	094.09.2023	10-000-000-52-5260-000C	515.55
Briar Patch Park 071123-080923	226317	7671244006_0823	092.09.2023	10-000-000-52-5260-000C	50.86
Briar Patch Park 080923-090823	226406	7671244006_0923	093.09.2023	10-000-000-52-5260-000C	48.94
Hurley Park 071223-081023	226317	7928415004_0823	092.09.2023	10-000-000-52-5260-000C	20.36
Hurley Park 081023-091123	226406	7928415004_0923	093.09.2023	10-000-000-52-5260-000C	19.87
Northside Park 081423-091323	226481	8351597001_0923	094.09.2023	10-000-000-52-5260-000C	299.59
855 Prairie 081423-091323	226481	8603078055_0923	094.09.2023	10-000-856-52-5260-000C	835.84
Seven Gables Park 071223-081023	226317	8679427008_0823	092.09.2023	10-000-000-52-5260-000C	77.64
Seven Gables Park 081023-091123	226406	8679427008_0923	093.09.2023	10-000-000-52-5260-000C	83.66
DC History Museum 080723-090623	226406	8843216006_0923	093.09.2023	10-000-000-52-5260-000C	1,037.55
DC History Museum 080723-090623	226406	8843216006_0923	093.09.2023	10-430-000-52-5260-000C	444.67
Memorial Park 080723-090623	226406	8843562003_0923	093.09.2023	10-000-000-52-5260-000C	23.22
Vendor Total:					4,682.76
00418                      Conserv FS Inc.					
Grub Treatement	226480	6426730	094.09.2023	10-101-000-53-5333-000C	448.00
Vendor Total:					448.00
00565                      Wheaton Lions Club					
Inv# 4436	226525	4436	094.09.2023	10-000-000-54-5425-000C	45.00
Vendor Total:					45.00
00617                      MENARDS GLENDALE HEIGHTS					
Machinery Supplies	226429	19848	093.09.2023	10-101-000-53-5315-000C	86.36
Vendor Total:					86.36
00671                      NCPERS - IL IMRF - 0817					
09-2023 NCPERS	226504	0817102023	094.09.2023	10-000-000-21-2130-000C	176.00
Vendor Total:					176.00
00680                      Northern Illinois Gas Company					
855 Prairie 081723-091823	226505	0402035172_0923	094.09.2023	10-000-856-52-5261-000C	59.74
Parks & Planning 081123-091223	226505	0460407175_0923	094.09.2023	10-101-000-52-5261-000C	173.89
855 Prairie 081723-091823	226505	0693040819_0923	094.09.2023	10-000-856-52-5261-000C	51.85
855 Prairie 081123-091223	226505	0835554754_0923	094.09.2023	10-000-856-52-5261-000C	51.35
855 Prairie 081723-091823	226505	1366082885_0923	094.09.2023	10-000-856-52-5261-000C	52.57
855 Prairie 081723-091823	226505	5076137885_0923	094.09.2023	10-000-856-52-5261-000C	51.15
DC History Museum 081523-091423	226505	5389121000_0923	094.09.2023	10-000-000-52-5261-000C	300.78
DC History Museum 081523-091423	226505	5389121000_0923	094.09.2023	10-430-000-52-5261-000C	128.91
Vendor Total:					870.24
00791                      Regional Truck Equipment					
PSC55662 Equipment 1154	226642	278141	102.10.2023	10-101-000-53-5315-000C	220.49
Truck 1195 Snow Plow	226513	60097	094.09.2023	10-101-000-53-5306-000C	6,559.00
Vendor Total:					6,779.49
00792                      Reinders Inc					
Machinery Supplies	226565	6040582-00	101.10.2023	10-101-000-53-5315-000C	220.13
Vendor Total:					220.13
00794                      RENTALMAX L.L.C.					
LTT 2023 Lights	226566	614273-8	101.10.2023	10-000-416-53-5346-191C	833.28
Vendor Total:					833.28
00825                      Russo Hardware Inc					

**Fund**                      **Description**  
**Vendor No**            **Vendor Name**

Line Item Description	Check No	Invoice Number	Batch Number	GL Account Number	Amount
Starter Assembly	226442	SPI20382892	093.09.2023	10-101-000-53-5315-000C	30.29
Edger Equipment 2306	226568	SPI20397536	101.10.2023	10-101-000-53-5306-000C	431.00
Vendor Total:					461.29
00852                      Shamrock Garden Florist					
Funeral Flowers	226369	358597/1	092.09.2023	10-000-000-54-5401-000C	120.31
Funeral Flowers	226369	358667/1	092.09.2023	10-000-000-54-5438-000C	50.32
Vendor Total:					170.63
00864                      Production Plus Graphics Inc					
Sign Shop Supplies	226511	CG-360058	094.09.2023	10-101-000-53-5314-000C	92.04
Sign Shop Supplies	226564	CG-360532	101.10.2023	10-101-000-53-5314-000C	240.56
Sign Shop Supplies	226564	CG-360702	101.10.2023	10-101-000-53-5314-000C	291.03
Vendor Total:					623.63
00865                      Sikich Capital Management LLP					
Retirement Plan Advisory for 457 Plan - Q3 2022	226570	16228-2310	101.10.2023	10-000-000-52-5205-000C	1,500.00
Vendor Total:					1,500.00
00955                      TIGER P.A.W.S.					
Light the Torch Registration Donations	226651	100523	102.10.2023	10-000-416-52-5241-191C	10.00
Vendor Total:					10.00
01023                      Waste Management of Illinois Inc					
Parks & Planning 090123-093023	226657	207653823005_0923	102.10.2023	10-101-000-52-5263-000C	1,334.91
Vendor Total:					1,334.91
01043                      Wheaton Sanitary District					
DC Hist Museum 080723-090623	226579	020785000_0923	101.10.2023	10-000-000-52-5264-000C	23.39
DC Hist Museum 080723-090623	226579	020785000_0923	101.10.2023	10-430-000-52-5264-000C	10.03
Seven Gables Park 080823-090723	226579	022415000_0923	101.10.2023	10-000-000-52-5264-000C	62.01
Manchester Park 080723-090623	226579	026101000_0923	101.10.2023	10-000-000-52-5264-000C	53.84
Parks & Planning 080723-090623	226579	027991000_0923	101.10.2023	10-101-000-52-5264-000C	94.69
Northside Park 080723-090623	226579	037067000_0923	101.10.2023	10-000-000-52-5264-000C	66.10
Prairie Path Park 080823-090723	226579	037561000_0923	101.10.2023	10-000-000-52-5264-000C	13.00
855 Prairie 080723-090623	226579	041834000_0923	101.10.2023	10-000-856-52-5264-000C	241.72
Memorial Park 080723-090623	226579	049370000_0923	101.10.2023	10-000-000-52-5264-000C	335.66
Vendor Total:					900.44
02243                      Holsteins Garage					
Equipment	226342	2828	092.09.2023	10-101-000-52-5210-000C	135.00
Vendor Total:					135.00
02261                      ARCO					
Shop Toxalert	226586	21294	102.10.2023	10-101-000-52-5210-000C	550.00
Vendor Total:					550.00
02796                      NAPA					
Machinery Supplies	226360	5736-713320	092.09.2023	10-101-000-53-5315-000C	7.55
Machinery Supplies	226360	5736-713340	092.09.2023	10-101-000-53-5315-000C	27.96
Machinery Supplies	226360	5736-713526	092.09.2023	10-101-000-53-5315-000C	40.99
Machinery Supplies	226360	5736-713530	092.09.2023	10-101-000-53-5315-000C	28.43
Machinery Supplies	226360	5736-713780	092.09.2023	10-101-000-53-5315-000C	63.02
Machinery Supplies	226360	5736-714018	092.09.2023	10-101-000-53-5315-000C	18.80
Spark Plugs	226360	5736-717053	092.09.2023	10-101-000-53-5315-000C	25.55
Filter	226632	5736-717598	102.10.2023	10-101-000-53-5315-000C	30.20



Fund	Description	Vendor No	Vendor Name	Line Item Description	Check No	Invoice Number	Batch Number	GL Account Number	Amount
				Machinery Supplies	226632	5736-718056	102.10.2023	10-101-000-53-5315-000C	12.99
				Machinery Parts	226632	5736-718115	102.10.2023	10-101-000-53-5315-000C	12.99
				Front Brake Motors and Pad	226632	5736-718689	102.10.2023	10-101-000-53-5315-000C	164.99
				Machinery Parts	226632	5736-718749	102.10.2023	10-101-000-53-5315-000C	26.65
				Steering Stabilizer	226632	5736-719025	102.10.2023	10-101-000-53-5315-000C	49.92
				Wiper Blades	226632	5736-719189	102.10.2023	10-101-000-53-5315-000C	82.80
				Machinery Parts	226632	5736-719518	102.10.2023	10-101-000-53-5315-000C	32.81
				Machinery Parts	226632	5736-719690	102.10.2023	10-101-000-53-5315-000C	47.16
				Oil Filter	226632	5736-719748	102.10.2023	10-101-000-53-5315-000C	7.55
				Machinery Supplies	226632	5736-720059	102.10.2023	10-101-000-53-5315-000C	111.28
				Machinery Supplies	226632	5736-720623	102.10.2023	10-101-000-53-5315-000C	52.28
				Machinery Parts for Stock	226632	5736-720696	102.10.2023	10-101-000-53-5315-000C	7.55
				Machinery Supplies for Stock	226632	5736-720755	102.10.2023	10-101-000-53-5315-000C	44.14
				Machinery Supplies	226632	5736-721048	102.10.2023	10-101-000-53-5315-000C	7.55
								Vendor Total:	903.16
03163	Advanced Turf Solutions			Turf Supplies	226300	SO1121736	092.09.2023	10-101-000-53-5333-000C	4,220.20
								Vendor Total:	4,220.20
03206	Whittier School PTA			Light the Torch Registration Donation	226658	100523	102.10.2023	10-000-416-52-5241-191C	10.00
								Vendor Total:	10.00
03209	Sunbelt Rentals Inc.			Genie Lift Gate Inspection	226518	143891464-0001	094.09.2023	10-101-000-52-5210-000C	370.00
				Genie Lift Gate Inspection	226518	143892013-0001	094.09.2023	10-101-000-52-5210-000C	370.00
				Genie Lift Gate Inspection	226518	143907171-0001	094.09.2023	10-101-000-52-5210-000C	385.00
								Vendor Total:	1,125.00
03248	Atlas Bobcat Inc.			Maintenance	226392	HT2598	093.09.2023	10-101-000-53-5306-000C	1,289.14
								Vendor Total:	1,289.14
03266	Alta Construction Equipment Illinois, LLC			Filters	226302	SP4/73319	092.09.2023	10-101-000-53-5315-000C	209.63
				Brake Lever	226302	SP4/73860	092.09.2023	10-101-000-53-5315-000C	179.85
								Vendor Total:	389.48
03355	First Illinois Systems Inc.			Pest Control September 2023	226417	35177	093.09.2023	10-430-000-52-5210-000C	110.00
								Vendor Total:	110.00
03481	Tressler LLP			Services through Aug 31 2023	226451	472351	093.09.2023	10-000-000-52-5207-000C	293.34
								Vendor Total:	293.34
03516	Dupage County Genealogy Society			Unusual Places to Find Birth Records Presentati	226486	092023	094.09.2023	10-430-000-52-5210-000C	99.19
								Vendor Total:	99.19
03716	Franklin Middle School			Light the Torch Registration Donation	226611	100523	102.10.2023	10-000-416-52-5241-191C	45.00
								Vendor Total:	45.00
03754	Comcast Cable								

Fund	Description	Vendor No	Vendor Name	Line Item Description	Check No	Invoice Number	Batch Number	GL Account Number	Amount
				DC History Museum 092223-102123	226478	87712040736543_1C	094.09.2023	10-000-000-52-5262-000C	116.85
				Prairie 090523-100423	226401	87712047035906_1C	093.09.2023	10-000-856-52-5262-000C	10.00
				Prairie 100523-110423	226598	87712047035906_11	102.10.2023	10-000-856-52-5262-000C	238.85
				Parks Services 091723-101623	226401	87712047526761_1C	093.09.2023	10-101-000-52-5262-000C	116.85
								Vendor Total:	482.55
03818	Washington School PTA			Light the Torch Registration Donation	226656	100523	102.10.2023	10-000-416-52-5241-191C	15.00
								Vendor Total:	15.00
03819	Emerson Elementary School PTA			Light the Torch Registration Donations	226606	100523	102.10.2023	10-000-416-52-5241-191C	5.00
								Vendor Total:	5.00
03825	Madison School PTA			Light the Torch Registration Donation	226628	100523	102.10.2023	10-000-416-52-5241-191C	20.00
								Vendor Total:	20.00
03827	Longfellow PTA District 36 Wheaton			Light the Torch Registration Donations	226626	100523	102.10.2023	10-000-416-52-5241-191C	55.00
								Vendor Total:	55.00
04109	Power Up Batteries LLC.			Machinery Supplies	226638	P66205305	102.10.2023	10-101-000-53-5315-000C	172.05
				Machinery Supplies	226638	P66281878	102.10.2023	10-101-000-53-5315-000C	124.35
				Machinery Supplies	226638	P66378044	102.10.2023	10-101-000-53-5315-000C	419.75
								Vendor Total:	716.15
04267	Martin Whalen Group Inc			Prairie - HR 092823-102723	226556	70550_1023	101.10.2023	10-418-000-52-5211-0000	12.31
				Prairie - Payroll 092823-102723	226556	70562_1023	101.10.2023	10-419-000-52-5211-0000	19.90
				Prairie-Finance 092823-102723	226556	76404_1023	101.10.2023	10-419-000-52-5211-0000	46.79
				Museum 092823-102723	226556	MW82277_1023	101.10.2023	10-000-000-52-5211-0000	51.77
				Parks 092823-102723	226556	MW82522_1023	101.10.2023	10-101-000-52-5211-0000	139.62
				Prairie 092823-102723	226556	MW82571_1023	101.10.2023	10-000-856-52-5211-0000	93.43
								Vendor Total:	363.82
04296	Culligan DuPage Soft Water Service Inc			Drinking Water August 2023	226322	262006_0823W	092.09.2023	10-000-856-53-5302-000C	41.94
				Water Cooler Rental September 2023	226322	262006_0923R	092.09.2023	10-000-856-52-5220-000C	6.00
				Drinking Water September 2023	226601	262006_0923W	102.10.2023	10-000-856-53-5302-000C	48.93
				Water Cooler Rental October 2023	226601	262006_1023R	102.10.2023	10-000-856-52-5220-000C	6.00
								Vendor Total:	102.87
04888	Feece Oil Company			256 Gallons of Diesel Fuel	226332	4001863	092.09.2023	10-101-000-53-5348-000C	792.85
				652 Gallons of Regular Gasoline	226332	4001864	092.09.2023	10-101-000-53-5348-000C	2,187.76
				200 Gallons of Diesel Fuel	226332	4003822	092.09.2023	10-101-000-53-5348-000C	645.81
				610 Gallons of Regular Gasoline	226332	4003823	092.09.2023	10-101-000-53-5348-000C	2,179.80
				239 Gallons of Diesel Fuel	226332	4005950	092.09.2023	10-101-000-53-5348-000C	720.84
				430 Gallons of Regular Gasoline	226332	4005951	092.09.2023	10-101-000-53-5348-000C	1,477.67
				200 Gallons of Diesel Fuel	226332	4007977	092.09.2023	10-101-000-53-5348-000C	602.81
				552 Gallons of Regular Gasoline	226332	4007978	092.09.2023	10-101-000-53-5348-000C	1,853.32
				215 Gallons of Diesel Fuel	226538	4009863	101.10.2023	10-101-000-53-5348-000C	674.26
				527 Gallons of Regular Gasoline	226538	4009864	101.10.2023	10-101-000-53-5348-000C	1,692.44
				100 Gallons of Diesel Fuel	226538	4012801	101.10.2023	10-101-000-53-5348-000C	307.90
				450 Gallons of Regular Gasoline	226538	4012803	101.10.2023	10-101-000-53-5348-000C	1,507.70

Fund	Description					
Vendor No	Vendor Name					
Line Item	Description	Check No	Invoice Number	Batch Number	GL Account Number	Amount
216 Gallons of Diesel Fuel		226538	4015029	101.10.2023	10-101-000-53-5348-000C	674.37
580 Gallons of Regular Gasoline		226538	4015031	101.10.2023	10-101-000-53-5348-000C	1,823.78
Vendor Total:						17,141.31
04928	Elevator Inspection Services Company Inc					
DCHM Elevator Inspection		226330	117955	092.09.2023	10-101-854-52-5211-0000	50.00
Vendor Total:						50.00
05162	Hines Building Supply - US LBM LLC					
Carpentry Supplies		226618	5158484	102.10.2023	10-101-000-53-5314-000C	30.48
Carpentry Supplies		226618	8049454	102.10.2023	10-101-000-53-5314-000C	30.70
Vendor Total:						61.18
05362	Shorewood Home & Auto Inc.					
Machinery Supplies		226445	01-381630	093.09.2023	10-101-000-53-5315-000C	194.10
Vendor Total:						194.10
05420	Morrison Security Corp, Inc.					
Security for Shakespeare in the Park 2023		226358	95786	092.09.2023	10-000-416-52-5241-1907	2,940.00
Vendor Total:						2,940.00
05468	Simpson, Sandra D					
Mileage Reimbursement for IGFOA Conference		226517	091923	094.09.2023	10-419-000-54-5432-000C	198.47
Vendor Total:						198.47
05540	Performance Chemical & Supply					
Vacuum Batteries		226436	294155	093.09.2023	10-101-000-53-5316-000C	1,612.22
Vendor Total:						1,612.22
05747	Landscape Material & Firewood Sales Inc.					
Limestone Screening		226350	36976	092.09.2023	10-101-000-53-5331-000C	36.00
Vendor Total:						36.00
05819	Lincoln School PTA					
Light the Torch Registration Donation		226624	100523	102.10.2023	10-000-416-52-5241-191C	100.00
Vendor Total:						100.00
05826	Lowell School PTA					
Light the Torch Registration Donations		226627	100523	102.10.2023	10-000-416-52-5241-191C	95.00
Vendor Total:						95.00
05940	SiteOne Landscape Supply Holding LLC					
Turf Supplies		226371	134005409-001	092.09.2023	10-101-000-53-5333-000C	143.33
Vendor Total:						143.33
05995	Showalter Roofing Service Inc					
PSC Roof Repair		226569	45051	101.10.2023	10-101-000-52-5210-000C	639.00
Vendor Total:						639.00
06228	Voyant Communications					
Finance 100123-103123		226654	0030832231001	102.10.2023	10-419-000-52-5262-000C	208.72
Parks 100123-103123		226654	0030832231001	102.10.2023	10-101-000-52-5262-000C	270.69
Admin 100123-103123		226654	0030832231001	102.10.2023	10-000-000-52-5262-000C	88.06
HR 100123-103123		226654	0030832231001	102.10.2023	10-418-000-52-5262-000C	58.71
DCHM 100123-103123		226654	0030832231001	102.10.2023	10-430-000-52-5262-000C	39.13

Fund	Description					
Vendor No	Vendor Name					
Line Item	Description	Check No	Invoice Number	Batch Number	GL Account Number	Amount
Vendor Total:						665.31
06250	LRS Holdings LLC					
Parks&Planning 100123-103123		226554	47783.4 PSC_1023	101.10.2023	10-101-000-52-5263-000C	48.00
Vendor Total:						48.00
06308	Westlake Hardware Inc					
Machinery Supplies		226578	12509947	101.10.2023	10-101-000-53-5315-000C	3.30
Carpentry Supplies		226578	12509959	101.10.2023	10-101-000-53-5314-000C	20.74
Hardware Supplies		226578	12509965	101.10.2023	10-101-000-53-5334-000C	9.59
Tools		226578	12509975	101.10.2023	10-101-000-53-5345-000C	57.96
Parts		226578	12510014	101.10.2023	10-101-000-53-5315-000C	31.99
Hardware Supplies		226578	12510025	101.10.2023	10-101-000-53-5334-000C	3.50
Washer		226578	12610434	101.10.2023	10-101-000-53-5334-000C	11.99
Swiffer Mop Refills		226578	12610444	101.10.2023	10-101-000-53-5316-000C	23.98
Custodial Supplies		226578	12610526	101.10.2023	10-101-000-53-5316-000C	45.97
Vendor Total:						209.02
06491	Monroe Middle School PTA					
Light the Torch Registration Donations		226631	100523	102.10.2023	10-000-416-52-5241-191C	5.00
Vendor Total:						5.00
06495	Meger, Bethany					
Mileage Reimbursement for IGFOA Conference		226501	091923	094.09.2023	10-419-000-54-5432-000C	197.81
Vendor Total:						197.81
06509	Edison Middle School PTA					
Light the Torch Registration Donation		226604	100523	102.10.2023	10-000-416-52-5241-191C	10.00
Vendor Total:						10.00
06539	Runco Office Supply & Equipment Co					
General Supplies		226567	916666-0	101.10.2023	10-000-856-53-5302-000C	13.99
Office Supplies		226567	918774-0	101.10.2023	10-000-856-53-5302-000C	44.49
Vendor Total:						58.48
06542	Peerless Network Inc					
Admin 091523-101423		226434	66174_1023	093.09.2023	10-000-000-52-5262-000C	245.64
Vendor Total:						245.64
06674	Lingo Communications LLC					
HR 090423-100323		226353	33550160	092.09.2023	10-418-000-52-5262-000C	144.25
Finance 090423-100323		226353	33550160	092.09.2023	10-419-000-52-5262-000C	144.25
Parks 090423-100323		226353	33550160	092.09.2023	10-101-000-52-5262-000C	288.50
HR 100423-110323		226625	33593982	102.10.2023	10-418-000-52-5262-000C	144.25
Parks 100423-110323		226625	33593982	102.10.2023	10-101-000-52-5262-000C	288.50
Finance 100423-110323		226625	33593982	102.10.2023	10-419-000-52-5262-000C	144.25
Vendor Total:						1,154.00
06703	Hernandez, Martha					
Mileage Reimbursement for IGFOA		226546	091923	101.10.2023	10-419-000-54-5432-000C	184.06
Vendor Total:						184.06
06726	Dearborn Life Insurance Company					
Voluntary Life Insurance October 2023		226535	F024990-1 1023	101.10.2023	10-000-000-21-2130-000C	988.43
Vendor Total:						988.43

Fund	Description	Vendor No	Vendor Name	Line Item Description	Check No	Invoice Number	Batch Number	GL Account Number	Amount
06868	Jay, Matthew			Mileage Reimbursement 08/03/23-09/26/23	226550	092623	101.10.2023	10-418-000-54-5422-0000	67.86
Vendor Total:									67.86
06985	Floods Royal Flush Inc.			Portable Units Kelly Park	226419	I28348	093.09.2023	10-101-000-52-5211-0000	204.00
				Portable Units Atten Park	226419	I28635	093.09.2023	10-101-000-52-5211-0000	204.00
				Portable Units Sensory Gardens	226419	I28638	093.09.2023	10-101-000-52-5211-0000	204.00
				Portable Units Central Park Pickle Ball Courts	226539	I29099	101.10.2023	10-101-000-52-5211-0000	204.00
				Portable Units Rathje Park	226539	I29225	101.10.2023	10-101-000-52-5211-0000	204.00
				Portable Units Kelly Park	226539	I29229	101.10.2023	10-101-000-52-5211-0000	204.00
Vendor Total:									1,224.00
07025	Saxby Enterprises Inc.			Brew Fest Shirts	226516	18468	094.09.2023	10-000-416-53-5346-1903	1,796.40
Vendor Total:									1,796.40
07244	Garvey's Office Products, Inc.			Toilet Paper	226335	PINV2468229	092.09.2023	10-000-000-53-5302-0000	62.75
Vendor Total:									62.75
07256	Aronia Landscape Inc.			June 2023 Mowing	226587	2081	102.10.2023	10-101-000-52-5210-0000	2,316.68
				July 2023 Mowing	226587	208176	102.10.2023	10-101-000-52-5210-0000	2,316.68
				September 2023 Mowing	226587	208909	102.10.2023	10-101-000-52-5210-0000	2,895.85
				August 2023 Mowing	226587	208987	102.10.2023	10-101-000-52-5210-0000	2,316.68
Vendor Total:									9,845.89
07335	Ostberg, Brian A.			Speaking Engagement 10/07/23	226634	100723	102.10.2023	10-430-000-52-5210-0000	270.00
Vendor Total:									270.00
07361	Ficorilli, Sophia			Reissue PR#27789 9/22/2023 for Ficorilli	226609	101023	102.10.2023	10-000-000-25-2581-0000	53.33
Vendor Total:									53.33
TMP*3650	Paramo, Carolina			Reissue PR# 20303 03/13/2020 for Paramo	226563	20303	101.10.2023	10-000-000-25-2581-0000	83.03
Vendor Total:									83.03
Fund Total:									99,046.69
20	Recreation								
00042	Anderson Elevator Co.			CC Monthly Elevator Maintenance	226303	INV-77188-T7S0	092.09.2023	20-101-220-52-5211-0000	194.00
				CAC Monthly Elevator Maintenance	226303	INV-77189-Q4L2	092.09.2023	20-101-225-52-5211-0000	200.00
				CC Monthly Elevator Maintenance	226583	INV-78360-J7Q5	102.10.2023	20-101-220-52-5211-0000	194.00
				CAC Monthly Elevator Maintenance	226583	INV-78361-N6L3	102.10.2023	20-101-225-52-5211-0000	200.00
Vendor Total:									788.00
00043	Anderson Pest Solutions			CC Pest Control	226304	50488014	092.09.2023	20-101-000-52-5211-0000	135.00
Vendor Total:									135.00
00068	AT&T Mobility			281-0870 A. Lewandowski 081823-091723	226531	877051597_0923	101.10.2023	20-000-205-52-5265-0000	48.69



Fund	Description	Vendor No	Vendor Name	Line Item Description	Check No	Invoice Number	Batch Number	GL Account Number	Amount
				624-3574 D. Novak 081823-091723	226531	877051597_0923	101.10.2023	20-000-205-52-5265-000C	48.70
				414-0027 M. Wilhelmi 081823-091723	226531	877051597_0923	101.10.2023	20-000-415-52-5265-000C	73.95
				346-9428 J. Martinson 081823-091723	226531	877051597_0923	101.10.2023	20-220-207-52-5265-000C	73.94
				885-4684 W. Russell 081823-091723	226531	877051597_0923	101.10.2023	20-222-232-52-5265-000C	48.70
				945-7928 Camp Wild Ones 081823-091723	226531	877051597_0923	101.10.2023	20-000-112-52-5265-0000	5.53
				536-4138 V. Beyer 081823-091723	226531	877051597_0923	101.10.2023	20-000-200-52-5265-000C	73.95
				346-5702 M. Wrobel 081823-091723	226531	877051597_0923	101.10.2023	20-000-203-52-5265-000C	48.69
				605-1287 Athletics 081823-091723	226531	877051597_0923	101.10.2023	20-000-205-52-5265-000C	48.70
				945-7926 Critter Camp 081823-091723	226531	877051597_0923	101.10.2023	20-000-112-52-5265-0000	5.53
				945-7927 Curiosity Camp 081823-091723	226531	877051597_0923	101.10.2023	20-000-112-52-5265-0000	5.53
				885-4579 D. Shee 081823-091723	226531	877051597_0923	101.10.2023	20-101-000-52-5265-000C	48.70
				768-2406 WPD Wagner 081823-091723	226531	877051597_0923	101.10.2023	20-101-220-52-5265-000C	73.95
				251-0735 Vickie P 081823-091723	226531	877051597_0923	101.10.2023	20-000-304-52-5265-000C	48.69
				232-9893 Hot Spot 3 Athletics 081823-091723	226531	877051597_0923	101.10.2023	20-000-205-52-5265-000C	43.23
				251-7369 Max Y. 081823-091723	226531	877051597_0923	101.10.2023	20-222-232-52-5265-000C	48.69
				232-9894 Hot Spot 2 PPFC 081823-091723	226531	877051597_0923	101.10.2023	20-350-302-52-5265-000C	43.23
				346-9486 Camp No Name 081823-091723	226531	877051597_0923	101.10.2023	20-220-207-52-5265-000C	20.22
				346-9730 Camp I Don't Know 081823-091723	226531	877051597_0923	101.10.2023	20-220-207-52-5265-000C	20.22
				346-9812 Mean Camp Green 081823-091723	226531	877051597_0923	101.10.2023	20-220-207-52-5265-000C	20.22
				346-9608 Camp Blackhawk 081823-091723	226531	877051597_0923	101.10.2023	20-220-207-52-5265-000C	20.22
				346-9181 Athletics Camp 081823-091723	226531	877051597_0923	101.10.2023	20-000-203-52-5265-000C	20.22
				346-9179 Camp Illini 081823-091723	226531	877051597_0923	101.10.2023	20-220-207-52-5265-000C	20.22
				234-1813 Chad S 081823-091723	226531	877051597_0923	101.10.2023	20-000-200-52-5265-000C	73.94
				251-7649 Recreation Tablet 22 081823-091723	226531	877051597_0923	101.10.2023	20-000-200-52-5265-000C	23.24
Vendor Total:									1,006.90
00192	City of Wheaton			Rathje Park 100123-123123	226597	WH6225_1223	102.10.2023	20-101-000-52-5211-0000	255.00
				Zamboni Storage 100123-123123	226597	WH6226_1223	102.10.2023	20-101-225-52-5211-0000	255.00
				Northside Pool 100123-123123	226597	WH6460_1223	102.10.2023	20-222-231-52-5210-000C	255.00
				Toohey Park 100123-123123	226597	WH6609_1223	102.10.2023	20-101-000-52-5211-0000	255.00
				Clocktower Commons 100123-123123	226597	WH6653_1223	102.10.2023	20-101-303-52-5211-0000	255.00
				Community Ctr 100123-123123	226597	WH6745_1223	102.10.2023	20-101-220-52-5211-0000	255.00
				Central Athletic 100123-123123	226597	WH6948_1223	102.10.2023	20-101-225-52-5211-0000	255.00
				Lincoln Marsh 100123-123123	226597	WH6979_1223	102.10.2023	20-101-112-52-5211-0000	255.00
Vendor Total:									2,040.00
00193	City of Wheaton			Rathje Park 080823-090723	226400	0007650000_0923	093.09.2023	20-000-000-52-5264-000C	22.29
				Graf Park/Monroe 080723-090623	226400	0034005200_0923	093.09.2023	20-000-000-52-5264-000C	20.89
				Graf Pk/Monroe 080723-090623	226400	0034005300_0923	093.09.2023	20-000-000-52-5264-000C	127.85
				Northside Pool 080723-090623	226400	0052890000_0923	093.09.2023	20-222-231-52-5264-000C	1,074.30
				Northside Pool 080723-090623	226400	0052890100_0923	093.09.2023	20-222-231-52-5264-000C	941.76
				Boy Scout Cabin 080723-090623	226400	0052910000_0923	093.09.2023	20-000-000-52-5264-000C	22.29
				Toohey Park 080823-090723	226400	0212470900_0923	093.09.2023	20-000-000-52-5264-000C	61.65
				Atten Park 080823-090723	226400	0280800000_0923	093.09.2023	20-000-000-52-5264-000C	38.29
				Atten Park 080823-090723	226400	0280840800_0923	093.09.2023	20-000-000-52-5264-000C	843.16
				Central Athletic Complex 080723-090623	226400	0366180000_0923	093.09.2023	20-220-225-52-5264-000C	44.70
				Central Athletic Complex 080723-090623	226400	0366190000_0923	093.09.2023	20-220-225-52-5264-000C	178.96
				Clocktower Commons 080723-090623	226400	0367030000_0923	093.09.2023	20-350-303-52-5264-000C	120.65
				Zamboni Storage 080723-090623	226400	0375250000_0923	093.09.2023	20-220-225-52-5264-000C	63.05
				Mary Lubko Center 080723-090623	226400	0417780000_0923	093.09.2023	20-000-304-52-5264-000C	77.45
				Rice Pool 080823-090723	226400	0443170000_0923	093.09.2023	20-222-232-52-5264-000C	8,366.06
				Rice Pool 080823-090723	226400	0443170100_0923	093.09.2023	20-222-232-52-5264-000C	488.70
				Rice Pool 080823-090723	226400	0443170200_0923	093.09.2023	20-222-232-52-5264-000C	163.86
Vendor Total:									12,655.91

**Fund**                      **Description**  
**Vendor No**            **Vendor Name**

Line Item Description	Check No	Invoice Number	Batch Number	GL Account Number	Amount
00243                      DuPage County Public Works					
Community Center 060623-080823	226487	15517525_0823	094.09.2023	20-224-220-52-5264-000C	10,165.68
Rice Pool 060623-080823	226487	15517528_0823	094.09.2023	20-222-232-52-5264-000C	1,393.73
Rice Pool 060623-080823	226487	15520668_0823	094.09.2023	20-222-232-52-5264-000C	141.15
Vendor Total:					11,700.56
00287                      Egan, Rebecca					
Mileage Reimbursement 07/12/23-08/31/23	226329	083123	092.09.2023	20-000-112-54-5422-0000	20.44
Vendor Total:					20.44
00309                      Ortiz, Gabriel					
02/23/24 Daddy Daughter Dance DJ/Photo Boot	226562	022324 Deposit	101.10.2023	20-000-000-16-1636-000C	500.00
Vendor Total:					500.00
00323                      Government Navigation Group					
Consulting Services for May 2023	226616	1936	102.10.2023	20-000-000-52-5205-000C	1,333.33
Consulting Services for June 2023	226616	1954	102.10.2023	20-000-000-52-5205-000C	1,333.33
Consulting Services for July 2023	226616	1970	102.10.2023	20-000-000-52-5205-000C	1,333.33
Consulting Services August 2023	226542	1993	101.10.2023	20-000-000-52-5205-000C	1,333.33
Consulting Services September 2023	226542	2012	101.10.2023	20-000-000-52-5205-000C	1,333.33
Vendor Total:					6,666.65
00334                      Gordon Food Service					
Inv# 960085651 Rice Pool Concessions	226422	960085651	093.09.2023	20-222-232-53-5328-000C	365.83
Vendor Total:					365.83
00389                      Lynette Havelka					
Mileage Reimbursement for September 2023	226555	092923	101.10.2023	20-224-220-54-5422-000C	36.68
Vendor Total:					36.68
00391                      HALOGEN SUPPLY COMPANY					
Rice Pool Bulding	226339	00602773	092.09.2023	20-101-232-53-5313-000C	83.14
CC Spa	226339	00602774	092.09.2023	20-101-220-53-5313-000C	190.78
Vendor Total:					273.92
00406                      Commonwealth Edison					
Lincoln Ave 081423-091323	226402	8435664018_0923	093.09.2023	20-000-112-52-5260-0000	132.44
Vendor Total:					132.44
00408                      Community School District 200					
Paper Order	226479	091923	094.09.2023	20-224-220-53-5302-000C	781.06
Paper Order	226479	091923	094.09.2023	20-000-304-53-5302-000C	122.25
Paper Order	226479	091923	094.09.2023	20-000-205-53-5302-000C	611.25
Vendor Total:					1,514.56
00409                      Communications Direct Inc					
CC Front Desk Radios	226533	IN177363	101.10.2023	20-224-220-53-5302-000C	418.00
Vendor Total:					418.00
00417                      Constellation NewEnergy Inc					
Seven Gables Barn 072723-082523	226317	0220031032_0823	092.09.2023	20-000-000-52-5260-000C	37.31
Community Center 071123-080923	226317	0534243000_0823	092.09.2023	20-224-220-52-5260-000C	12,835.58
Rice Pool 071123-080923	226317	0534243000_0823	092.09.2023	20-222-232-52-5260-000C	4,278.53
Rice Pool 080923-090823	226406	0534243000_0923	093.09.2023	20-222-232-52-5260-000C	6,353.08
Community Center 080923-090823	226406	0534243000_0923	093.09.2023	20-224-220-52-5260-000C	19,059.26
Atten Park 071123-080923	226317	0788335008_0823	092.09.2023	20-000-000-52-5260-000C	377.77

**Fund Description**  
**Vendor No Vendor Name**

Line Item Description	Check No	Invoice Number	Batch Number	GL Account Number	Amount
Atten Park 080923-090823	226406	0788335008_0923	093.09.2023	20-000-000-52-5260-000C	751.80
Graf Park/Monroe 080923-090823	226406	0788340009_0923	093.09.2023	20-000-000-52-5260-000C	864.61
Zamboni Storage 073123-082923	226317	1110160150_0823	092.09.2023	20-220-225-52-5260-000C	35.55
Zamboni Storage 082923-092823	226534	1110160150_0923	101.10.2023	20-220-225-52-5260-000C	34.42
Graf Park/Monroe 080923-090823	226406	1371090088_0923	093.09.2023	20-000-000-52-5260-000C	24.42
Central Athletic Complex 080823-090723	226406	6219071053_0923	093.09.2023	20-220-225-52-5260-000C	6,059.37
Toohey Park 071223-081023	226317	6414387023_0823	092.09.2023	20-000-000-52-5260-000C	469.52
Toohey Park 081023-091123	226406	6414387023_0923	093.09.2023	20-000-000-52-5260-000C	370.02
Clocktower Commons 080823-090723	226406	7123061000_0923	093.09.2023	20-350-303-52-5260-000C	240.93
Rathje Park 081123-091223	226406	7592636002_0923	093.09.2023	20-000-000-52-5260-000C	194.06
Northside Shelter 081423-091323	226481	8351586008_0923	094.09.2023	20-000-000-52-5260-000C	91.22
Girl Scout Cabin 081423-091323	226481	8351594000_0923	094.09.2023	20-000-000-52-5260-000C	24.87
Northside Pool 081523-091323	226481	8351595007_0923	094.09.2023	20-222-231-52-5260-000C	382.25
Boy Scout Cabin 081423-091323	226481	8351596004_0923	094.09.2023	20-000-000-52-5260-000C	60.87
Mary Lubko Center 080723-090623	226406	8843417003_0923	093.09.2023	20-000-304-52-5260-000C	854.19
Vendor Total:					53,399.63
00418 Conserv FS Inc.					
Field Paint	226480	6426360	094.09.2023	20-101-000-53-5349-000C	2,680.00
Athletic Field Supplies	226404	6426566	093.09.2023	20-101-000-53-5349-000C	867.00
Vendor Total:					3,547.00
00449 Illinois Shotokan Karate					
Summer 2023 Shotokan Karate	226345	409	092.09.2023	20-220-203-52-5280-3315	5,111.70
Vendor Total:					5,111.70
00453 ILLINOIS AMERICAN WATER CO.					
Lincoln Marsh 081223-091323	226424	1025211695604_092	093.09.2023	20-000-112-52-5264-0000	25.43
Vendor Total:					25.43
00475 Constellation Newenergy Gas Division LLC					
Community Center 080123-083123	226405	7718490000_0823	093.09.2023	20-224-220-52-5261-000C	4,466.68
Rice Pool 080123-083123	226405	7718490000_0823	093.09.2023	20-222-232-52-5261-000C	1,488.90
Vendor Total:					5,955.58
00512 Kantor, Gary					
Magic Class 9/18/23	226498	091823	094.09.2023	20-220-202-52-5280-2275	246.84
Balloon Workshop at Camp	226427	81123	093.09.2023	20-220-207-52-5280-7705	1,100.00
Balloon Workshop at Camp	226427	81123	093.09.2023	20-220-208-52-5280-888C	550.00
Vendor Total:					1,896.84
00525 Kirhofers Sports Inc					
Travel Basketball Team Gear	226621	56946	102.10.2023	20-220-204-53-5301-4445	4,780.00
Vendor Total:					4,780.00
00565 Wheaton Lions Club					
Inv# 4436	226525	4436	094.09.2023	20-000-000-54-5425-000C	45.00
Vendor Total:					45.00
00623 Midwest Service & Installation Inc					
Service of Equipment	226356	161063	092.09.2023	20-350-302-53-5306-000C	840.00
Vendor Total:					840.00
00680 Northern Illinois Gas Company					
Central Athletic Complex 081523-091423	226505	1750636993_0923	094.09.2023	20-220-225-52-5261-000C	207.00
Northside Pool 081523-091423	226505	1760958462_0923	094.09.2023	20-222-231-52-5261-000C	207.69

**Fund**                      **Description**  
**Vendor No**              **Vendor Name**

Line Item Description	Check No	Invoice Number	Batch Number	GL Account Number	Amount
Rathje Park 081123-091223	226505	1812901000_0923	094.09.2023	20-000-000-52-5261-000C	51.35
Community Center 081023-091123	226505	2245590000_0923	094.09.2023	20-224-220-52-5261-000C	367.55
Northside Pool 081523-091423	226505	3774221000_0923	094.09.2023	20-222-231-52-5261-000C	57.70
Toohey Park 081123-091123	226505	4163602345_0923	094.09.2023	20-000-000-52-5261-000C	167.16
Zamboni Storage 081523-091423	226505	4910440592_0923	094.09.2023	20-220-225-52-5261-000C	56.75
Mary Lubko Center 081523-091423	226505	4920221000_0923	094.09.2023	20-000-304-52-5261-000C	54.12
Memorial Park Bandshell 081523-091423	226505	8157791522_0923	094.09.2023	20-000-000-52-5261-000C	59.15
Vendor Total:					1,228.47
00852                      Shamrock Garden Florist					
Funeral Flowers	226369	358597/1	092.09.2023	20-000-000-54-5401-000C	120.32
Funeral Flowers	226369	358667/1	092.09.2023	20-000-000-54-5438-000C	50.32
Vendor Total:					170.64
00859                      Shining Star Productions					
Acting Class 07/25/23-08/15/23	226444	083123	093.09.2023	20-220-202-52-5280-225C	544.00
Vendor Total:					544.00
00942                      Terrace Supply Company					
Rice Chemicals	226375	0071020488	092.09.2023	20-101-232-53-5335-000C	295.78
Vendor Total:					295.78
01010                      VILLAGE OF HINSDALE					
Offsite Conference B Swim Meet Fee	226379	PR 2023	092.09.2023	20-222-231-52-5210-000C	400.00
Vendor Total:					400.00
01023                      Waste Management of Illinois Inc					
Rice Pool 090123-093023	226457	12272113008_0923	093.09.2023	20-222-232-52-5263-000C	168.22
Community Center 090123-093023	226457	12272113008_0923	093.09.2023	20-224-220-52-5263-000C	596.42
Community Center 100123-103123	226657	12272113008_1023	102.10.2023	20-224-220-52-5263-000C	604.22
Rice Pool 100123-103123	226657	12272113008_1023	102.10.2023	20-222-232-52-5263-000C	170.42
Manchester Park 090123-093023	226657	207653823005_0923	102.10.2023	20-000-000-52-5263-000C	1,334.91
Vendor Total:					2,874.19
01043                      Wheaton Sanitary District					
Mary Lubko Center 080723-090623	226579	020309000_0923	101.10.2023	20-000-304-52-5264-000C	25.25
Clocktower Commons 080723-090623	226579	021723000_0923	101.10.2023	20-350-303-52-5264-000C	49.76
Northside Pool 080723-090623	226579	023365000_0923	101.10.2023	20-222-231-52-5264-000C	621.57
Northside Pool 080723-090623	226579	023367000_0923	101.10.2023	20-222-231-52-5264-000C	560.30
Rathje Park 080823-090723	226579	028831000_0923	101.10.2023	20-000-000-52-5264-000C	17.08
Toohey Park 080823-090723	226579	032977000_0923	101.10.2023	20-000-000-52-5264-000C	17.51
Central Athletic Complex 080723-090623	226579	043486000_0923	101.10.2023	20-220-225-52-5264-000C	21.17
Central Athletic Gym 080723-090623	226579	043487000_0923	101.10.2023	20-220-225-52-5264-000C	37.51
Lincoln Marsh Fountain 081123-091323	226579	045786000_0923	101.10.2023	20-000-112-52-5264-000C	13.00
Boy Scout Cabin 080723-090623	226579	045957000_0923	101.10.2023	20-000-000-52-5264-000C	13.00
Zamboni Storage 080723-090623	226579	049517000_0923	101.10.2023	20-220-225-52-5264-000C	13.00
Vendor Total:					1,389.15
01073                      Wostratzky, Rick					
Wheaton Softball 08/07/23 and 08/21/23	226581	082123	101.10.2023	20-220-204-52-5280-4432	205.00
Vendor Total:					205.00
01120                      Holy Cow Sports Inc.					
Trophies	226343	231009	092.09.2023	20-221-223-53-5319-477C	700.00
RWB Trophies	226343	231023	092.09.2023	20-221-223-53-5319-477C	4,275.00

Fund	Description	Vendor No	Vendor Name	Line Item Description	Check No	Invoice Number	Batch Number	GL Account Number	Amount
Vendor Total:									4,975.00
01225	DiMaggio, Lisa Marie								
	Glitzzy Girlz Pamper Spa Night 07/13/23	226324	071323	092.09.2023	20-220-208-52-5280-8817				115.00
Vendor Total:									115.00
02245	Heritage FS Inc.								
	GSC Propane	226340	33904290	092.09.2023	20-000-000-52-5261-0000				191.48
	LM Propane	226340	33904291	092.09.2023	20-000-112-52-5261-0000				179.99
Vendor Total:									371.47
02460	IWM Corporation								
	CC Monthly Water Treatment	226347	24358	092.09.2023	20-101-220-52-5211-0000				415.00
	CC Monthly Water Treatment October 2023	226549	24534	101.10.2023	20-101-220-52-5211-0000				415.00
Vendor Total:									830.00
02505	Village of Lisle								
	Lucent Park 07/28/23-08/31/23	226576	124473002_0823	101.10.2023	20-000-000-52-5264-0000				21.72
Vendor Total:									21.72
02865	Monarch Fire Protection Inc.								
	CC Annual Sprinkler Inspection	226357	16931	092.09.2023	20-101-220-52-5211-0000				1,667.00
	Toohey Annual Sprinkler Inspection	226357	16932	092.09.2023	20-101-000-52-5211-0000				540.00
Vendor Total:									2,207.00
03181	Nielsen, Daniel								
	Franklin X Country Camp Summer 2023	226560	092623	101.10.2023	20-220-203-52-5280-3345				1,995.47
Vendor Total:									1,995.47
03209	Sunbelt Rentals Inc.								
	CC Genie Lift Safety Harness	226373	144071176-0001	092.09.2023	20-101-220-53-5313-0000				409.27
Vendor Total:									409.27
03296	Ditchman, Deborah								
	Mileage Reimbursement Outreach 08/03/23 & 0	226325	081023	092.09.2023	20-220-112-53-5301-6610				26.20
	Mileage Reimbursement 08/02/23- 08/17/23	226325	081723	092.09.2023	20-000-112-54-5422-0000				11.79
Vendor Total:									37.99
03481	Tressler LLP								
	Services through Aug 31 2023	226451	472351	093.09.2023	20-000-000-52-5207-0000				293.33
Vendor Total:									293.33
03743	Varsity Spirit Fashions & Supplies LLC								
	Rams Cheer Uniforms	226454	14700271	093.09.2023	20-221-221-53-5330-0000				140.40
	Cheer Shirt	226523	80005965	094.09.2023	20-221-221-53-5330-0000				33.95
	Cheer Shirts	226523	80006085	094.09.2023	20-221-221-53-5330-0000				140.40
Vendor Total:									314.75
03754	Comcast Cable								
	Community Center 100123-103123	226598	87712004762650_10	102.10.2023	20-224-220-52-5262-0000				4.22
	Admin IP Services 092623-102523	226478	87712047315272_10	094.09.2023	20-224-220-52-5262-0000				209.85
	Central Athletic Center 091623-101523	226401	87712047361631_10	093.09.2023	20-101-225-52-5262-0000				121.85
	Mary Lubko Center 091923-101823	226401	87712047526787_10	093.09.2023	20-000-304-52-5262-0000				116.85
	Lincoln Marsh 091823-101723	226401	87712047527272_10	093.09.2023	20-000-112-52-5262-0000				116.85
	Clocktower Commons 091123-101023	226401	87712047624798_10	093.09.2023	20-350-303-52-5262-0000				116.85
	Northside Pool 091123-101023	226401	87712047626371_10	093.09.2023	20-222-231-52-5262-0000				116.85



**Fund Description**  
**Vendor No Vendor Name**

Line Item Description	Check No	Invoice Number	Batch Number	GL Account Number	Amount
Central Athletic Complex 091123-101023	226401	87712047708096_1C	093.09.2023	20-220-225-52-5262-000C	248.85
Vendor Total:					1,052.17
03913 Brymax Enterprises Inc.					
Rice Dippin Dots Credit End of Year Pick Up	226396	212235	093.09.2023	20-222-232-53-5328-000C	-69.75
Northside Dippin Dots	226396	720748	093.09.2023	20-222-231-53-5328-000C	270.00
Rice Dippin Dots	226312	904874	092.09.2023	20-222-232-53-5328-000C	324.00
Rice Dippin Dots	226396	904899	093.09.2023	20-222-232-53-5328-000C	486.00
Vendor Total:					1,010.25
04265 Booster Shot LLC					
Rams Football Fundraiser 2023	226592	BS-23382	102.10.2023	20-221-222-54-5421-000C	12,326.50
Vendor Total:					12,326.50
04267 Martin Whalen Group Inc					
Community Center - Front Desk 092823-102723	226556	70547_1023	101.10.2023	20-224-220-52-5211-0000	27.77
Community Center 092823-102723	226556	72100_1023	101.10.2023	20-224-220-52-5211-0000	20.85
Rice Pool 092823-102723	226556	77847_1023	101.10.2023	20-222-232-52-5211-0000	8.48
Northside Pool 092823-102723	226556	79033_1023	101.10.2023	20-222-231-52-5211-0000	4.84
Parks Plus 092823-102723	226556	86351_1023	101.10.2023	20-350-302-52-5211-0000	16.80
Prairie - Marketing 092823-102723	226556	MW81543_1023	101.10.2023	20-000-415-52-5211-0000	470.22
Mary Lubko Center 092823-102723	226556	MW81956_1023	101.10.2023	20-000-304-52-5211-0000	19.37
Lincoln Marsh 092823-102723	226556	MW81957_1023	101.10.2023	20-000-112-52-5211-0000	108.70
Community Center 092823-102723	226556	MW82133_1023	101.10.2023	20-224-220-52-5211-0000	148.92
Community Center 092823-102723	226556	MW82278_1023	101.10.2023	20-000-000-52-5211-0000	89.72
Vendor Total:					915.67
04296 Culligan DuPage Soft Water Service Inc					
Drinking Water August 2023	226322	261966_0823W	092.09.2023	20-224-220-53-5302-000C	111.35
Water Cooler Rental September 2023	226322	261966_0923R	092.09.2023	20-224-220-52-5220-000C	12.00
Drinking Water September 2023	226601	261966_0923W	102.10.2023	20-350-302-53-5302-000C	256.16
Water Cooler Rental October 2023	226601	261966_1023R	102.10.2023	20-224-220-52-5220-000C	12.00
Drinking Water September 2023	226601	261982_0923	102.10.2023	20-000-304-53-5302-000C	20.97
Water Cooler Rental September 2023	226322	261982_0923R	092.09.2023	20-000-304-52-5220-000C	6.00
Water Cooler Rental October 2023	226601	261982_1023R	102.10.2023	20-000-304-52-5220-000C	6.00
Drinking Water August 2023	226322	261990_0823W	092.09.2023	20-000-112-53-5302-0000	54.94
Water Cooler Rental September 2023	226322	261990_0923R	092.09.2023	20-000-112-52-5220-0000	6.00
Water Cooler Rental October 2023	226601	261990_1023R	102.10.2023	20-000-112-52-5220-0000	6.00
Vendor Total:					491.42
04737 Meineke, Scott A.					
Illinois Soccer Academy Camp 06/12/23-06/16/2	226502	SIHSoccer#1	094.09.2023	20-220-203-52-5280-3382	1,650.00
Illinois Soccer Academy Camp 08/07/23-08/11/2	226502	SIHSoccer#2	094.09.2023	20-220-203-52-5280-3382	3,366.00
Vendor Total:					5,016.00
04857 Official Finders, LLC					
Umpires - Inv# 18233	226361	18233	092.09.2023	20-221-223-52-5281-000C	825.00
Umpires - Inv# 18234	226361	18234	092.09.2023	20-221-223-52-5281-000C	1,050.00
Umpires - Inv# 18290	226361	18290	092.09.2023	20-221-223-52-5281-000C	560.00
Umpires - Inv# 18297	226361	18297	092.09.2023	20-221-223-52-5281-000C	750.00
Flag Football Refs 8/26/23	226506	18340	094.09.2023	20-221-222-52-5217-000C	1,170.00
Umpires - Inv# 18544	226432	18544	093.09.2023	20-221-223-52-5281-000C	900.00
Umpires - Inv# 18565	226432	18565	093.09.2023	20-221-223-52-5281-000C	975.00
Flag Football Refs 9/9/23	226506	18659	094.09.2023	20-221-222-52-5217-000C	1,260.00
Umpires - Inv# 18707	226506	18707	094.09.2023	20-220-204-52-5280-4432	1,237.50
Umpires - Inv# 18760	226506	18760	094.09.2023	20-220-204-52-5280-4432	600.00
Flag Football Refs on 9/16/23	226633	18797	102.10.2023	20-221-222-52-5217-000C	990.00

Fund	Description	Vendor No	Vendor Name	Line Item Description	Check No	Invoice Number	Batch Number	GL Account Number	Amount
				Umpires - Inv# 21056	226633	21056	102.10.2023	20-220-204-52-5280-4432	1,575.00
				Umpires - Inv# 21257	226633	21257	102.10.2023	20-220-204-52-5280-4432	1,275.00
				Flag Football Refs on 9/23/23 and 9/30/23	226633	21667	102.10.2023	20-221-222-52-5217-0000	2,070.00
								Vendor Total:	15,237.50
04888	Feece Oil Company			Bid Bond Refund	226490	092123	094.09.2023	20-000-000-25-2549-0000	4,000.00
								Vendor Total:	4,000.00
04929	Haugland Brothers Inc			Carpet Encapsulation Community Center	226545	70673	101.10.2023	20-101-220-52-5210-0000	1,098.55
				Carpet Encapsulation Toohey	226545	70682	101.10.2023	20-101-220-52-5210-0000	1,001.00
								Vendor Total:	2,099.55
05010	McCloud, Elias			Wheaton United Payment	226354	Pymt# 1	092.09.2023	20-220-204-52-5280-4457	5,000.00
								Vendor Total:	5,000.00
05068	Chicago Classic Coach LLC			Day Trip Plus Tip 09/07/23	226399	26496	093.09.2023	20-220-304-52-5280-5522	1,310.00
				Architectre Day Trip and Tip	226476	26588	094.09.2023	20-220-304-52-5280-5522	1,139.00
								Vendor Total:	2,449.00
05220	EVP Academies LLC			EVP Volleyball 09/05/23-09/26/23	226537	2457	101.10.2023	20-220-203-52-5280-3305	980.10
								Vendor Total:	980.10
05293	ERC Wiping Products Inc.			Presaturated Wipes and New Towels	226413	916000	093.09.2023	20-350-302-53-5316-0000	499.60
								Vendor Total:	499.60
05540	Performance Chemical & Supply			Laundry Detergent	226509	294439	094.09.2023	20-350-302-53-5313-0000	171.54
				Paper Towels	226509	294439	094.09.2023	20-101-220-53-5316-0000	440.80
								Vendor Total:	612.34
05733	Steiner Electric Company			CAC Transformer Musco Sports Lighting	226572	S007426933.001	101.10.2023	20-101-225-53-5313-0000	7,126.88
				Electrial for Community Center	226447	S007432773.001	093.09.2023	20-101-220-53-5312-0000	1,028.72
								Vendor Total:	8,155.60
05756	Naperville Yard Corporation			Wheaton United Winter Indoor Practice Facility	226503	63015-1	094.09.2023	20-220-204-52-5280-4457	15,991.25
				Wheaton United Indoor Soccer Registration	226558	63899	101.10.2023	20-220-204-52-5280-4457	1,345.00
				Wheaton United Indoor Soccer Registration	226558	63900	101.10.2023	20-220-204-52-5280-4457	1,345.00
				Wheaton United Indoor Soccer Registration	226558	63901	101.10.2023	20-220-204-52-5280-4457	1,345.00
				Wheaton United Indoor Soccer Registration	226558	63902	101.10.2023	20-220-204-52-5280-4457	1,345.00
				Wheaton United Indoor Soccer Registration	226558	63924	101.10.2023	20-220-204-52-5280-4457	1,345.00
				Wheaton United Indoor Soccer Registration	226558	64004	101.10.2023	20-220-204-52-5280-4457	1,345.00
								Vendor Total:	24,061.25
06228	Voyant Communications			Leagues 100123-103123	226654	0030832231001	102.10.2023	20-220-204-52-5262-0000	99.47
				Athletics 100123-103123	226654	0030832231001	102.10.2023	20-220-203-52-5262-0000	81.54
				Community Center 100123-103123	226654	0030832231001	102.10.2023	20-224-220-52-5262-0000	345.70
				Marketing 100123-103123	226654	0030832231001	102.10.2023	20-000-415-52-5262-0000	88.05

**Fund**                      **Description**  
**Vendor No**              **Vendor Name**

Line Item Description	Check No	Invoice Number	Batch Number	GL Account Number	Amount
CC Maintenance 100123-103123	226654	0030832231001	102.10.2023	20-101-000-52-5262-000C	19.57
Rice Pool 100123-103123	226654	0030832231001	102.10.2023	20-222-232-52-5262-000C	114.15
Mary Lubko Center 100123-103123	226654	0030832231001	102.10.2023	20-000-304-52-5262-000C	81.54
Lincoln Marsh 100123-103123	226654	0030832231001	102.10.2023	20-000-112-52-5262-000C	127.19
Rec Dept 100123-103123	226654	0030832231001	102.10.2023	20-000-000-52-5262-000C	61.97
Parks Plus Fitness 100123-103123	226654	0030832231001	102.10.2023	20-350-302-52-5262-000C	140.24
Northside Pool 100123-103123	226654	0030832231001	102.10.2023	20-222-231-52-5262-000C	84.80
Programs 100123-103123	226654	0030832231001	102.10.2023	20-220-000-52-5262-000C	114.15
Clocktower Commons 100123-103123	226654	0030832231001	102.10.2023	20-350-303-52-5262-000C	35.88
Vendor Total:					1,394.25
06250                      LRS Holdings LLC					
Rice Pool 100123-103123	226554	47783.3CC_1023	101.10.2023	20-222-232-52-5263-000C	64.46
Community Center 100123-103123	226554	47783.3CC_1023	101.10.2023	20-224-220-52-5263-000C	228.54
Manchester Park 100123-103123	226554	47783.4 PSC_1023	101.10.2023	20-000-000-52-5263-000C	48.00
Vendor Total:					341.00
06308                      Westlake Hardware Inc					
General Supplies	226578	12509974	101.10.2023	20-101-232-53-5302-000C	31.99
Electrical Supplies	226578	12509997	101.10.2023	20-101-231-53-5312-000C	49.36
Building Supplies	226578	12510000	101.10.2023	20-101-220-53-5313-000C	17.99
Extension Cords and Cable Wrap	226578	12510031	101.10.2023	20-101-220-53-5312-000C	36.93
Building Supplies	226578	12610435	101.10.2023	20-101-220-53-5313-000C	37.98
Carpentry Supplies	226578	12610439	101.10.2023	20-101-232-53-5314-000C	10.40
Screw Taps	226578	12610445	101.10.2023	20-101-232-53-5345-000C	11.98
Cleaning Supplies	226578	12610454	101.10.2023	20-101-220-53-5316-000C	7.59
Carpentry Supplies	226578	12610461	101.10.2023	20-101-231-53-5314-000C	26.75
Building Supplies	226578	12610470	101.10.2023	20-101-220-53-5313-000C	306.96
General Supplies	226578	12610474	101.10.2023	20-101-232-53-5302-000C	64.99
Electrical Supplies	226578	12610493	101.10.2023	20-101-231-53-5312-000C	12.99
Building Supplies	226578	12610502	101.10.2023	20-101-220-53-5313-000C	9.99
Mouse Traps	226578	12610510	101.10.2023	20-101-000-53-5313-000C	31.96
Bait and Batteries	226578	12610524	101.10.2023	20-101-000-53-5313-000C	35.97
General Supplies	226578	12610525	101.10.2023	20-101-232-53-5302-000C	44.96
Building Supplies	226578	12610527	101.10.2023	20-101-220-53-5313-000C	14.56
General Supplies	226578	12610532	101.10.2023	20-101-232-53-5302-000C	13.18
Halloween Happenings Supplies	226578	12610532	101.10.2023	20-220-209-53-5301-992C	36.97
Tools	226578	12610535	101.10.2023	20-101-232-53-5345-000C	7.99
Halloween Happenings Supplies	226578	12610536	101.10.2023	20-220-209-53-5301-992C	19.96
Vendor Total:					831.45
06371                      Center Ice Arena, LLC					
Ice Skating Class Spring 2023	226596	Spring 2 2023	102.10.2023	20-220-208-52-5280-8813	1,491.60
Ice Skating Summer Classes 2023	226596	Summer 2023	102.10.2023	20-220-208-52-5280-8813	762.30
Vendor Total:					2,253.90
06436                      Harland, Michael					
Franklin X Country Camp Summer 2023	226543	092623	101.10.2023	20-220-203-52-5280-3345	1,995.48
Vendor Total:					1,995.48
06451                      Panek, Megann					
Mileage Reimbursement 072723-092123	226508	092123	094.09.2023	20-000-304-54-5422-000C	87.12
Vendor Total:					87.12
06479                      Dick Pond Athletics					
Shirts for Summer 2023 Cross Country Camp	226410	766939	093.09.2023	20-220-203-53-5301-3345	899.00

Fund	Description	Vendor No	Vendor Name	Line Item Description	Check No	Invoice Number	Batch Number	GL Account Number	Amount
Vendor Total:									899.00
06539	Runco Office Supply & Equipment Co								
Office Supplies		226567	917772-0	101.10.2023	20-000-205-53-5302-0000				108.91
Office Supplies		226567	917772-1	101.10.2023	20-000-205-53-5302-0000				49.99
Office Supplies		226567	918417-0	101.10.2023	20-000-205-53-5302-0000				65.35
Vendor Total:									224.25
06542	Peerless Network Inc								
Recreation 091523-101423		226434	66174_1023	093.09.2023	20-000-000-52-5262-0000				272.93
Vendor Total:									272.93
06555	Tumbling Times Inc.								
1st Session Tumbling Fall 2023		226652	16	102.10.2023	20-220-203-52-5280-3304				3,389.40
Vendor Total:									3,389.40
06584	Villa Park Electrical Supply Co., Inc.								
Fuses for CAC Musco Lighting		226455	250978-00	093.09.2023	20-101-225-53-5313-0000				775.38
Vendor Total:									775.38
06619	KH Kim Taekwondo								
Summer 2023 Taekwondo		226349	090523	092.09.2023	20-220-203-52-5280-3318				1,744.08
Vendor Total:									1,744.08
06630	Buckeye International Inc.								
Soap		226593	90531801	102.10.2023	20-101-220-53-5316-0000				912.42
Vendor Total:									912.42
06674	Lingo Communications LLC								
Lincoln Marsh 090423-100323		226353	33550160	092.09.2023	20-000-112-52-5262-0000				57.70
CAC 090423-100323		226353	33550160	092.09.2023	20-220-203-52-5262-0000				57.70
Community Center 090423-100323		226353	33550160	092.09.2023	20-224-220-52-5262-0000				230.80
Northside Pool 090423-100323		226353	33550160	092.09.2023	20-222-231-52-5262-0000				57.70
Mary Lubko Center 090423-100323		226353	33550160	092.09.2023	20-000-304-52-5262-0000				57.70
Programs 090423-100323		226353	33550160	092.09.2023	20-220-000-52-5262-0000				115.40
Toohey/Safety City 090423-100323		226353	33550160	092.09.2023	20-000-000-52-5262-0000				57.89
Programs 100423-110323		226625	33593982	102.10.2023	20-220-000-52-5262-0000				115.40
CAC 100423-110323		226625	33593982	102.10.2023	20-220-203-52-5262-0000				57.70
Community Center 100423-110323		226625	33593982	102.10.2023	20-224-220-52-5262-0000				230.80
Lincoln Marsh 100423-110323		226625	33593982	102.10.2023	20-000-112-52-5262-0000				57.70
Toohey/Safety City 100423-110323		226625	33593982	102.10.2023	20-000-000-52-5262-0000				58.60
Mary Lubko Center 100423-110323		226625	33593982	102.10.2023	20-000-304-52-5262-0000				57.70
Northside Pool 100423-110323		226625	33593982	102.10.2023	20-222-231-52-5262-0000				57.70
Vendor Total:									1,270.49
06706	E.J. Rohn Company								
Matts and Runner Cleaning for CAC		226327	1165486	092.09.2023	20-101-225-52-5211-0000				89.95
Matts and Runner Cleaning for CAC		226327	1168373	092.09.2023	20-101-225-52-5211-0000				89.85
Matts and Runner Cleaning for CAC		226536	1171453	101.10.2023	20-101-225-52-5211-0000				89.85
Vendor Total:									269.65
06819	Language in Action, Inc.								
Language Class 07/12/23-08/02/23		226351	082123	092.09.2023	20-220-305-52-5280-1068				46.00
Language Class 08/10/23-08/31/23		226623	092523	102.10.2023	20-220-208-52-5280-8805				46.00
Vendor Total:									92.00

Fund	Description	Vendor No	Vendor Name	Line Item Description	Check No	Invoice Number	Batch Number	GL Account Number	Amount
06844	Al Warren Oil Co Inc.			Gas Oil Bid Bond Refund Ref# 66772813	226466	092223	094.09.2023	20-000-000-25-2549-0000	4,000.00
Vendor Total:									4,000.00
06851	Hot Shots Sports			Summer 2023 Session 2	226496	3090	094.09.2023	20-220-203-52-5280-3310	6,108.30
Vendor Total:									6,108.30
06917	Midwest Strength and Performance, LLC			Summer 2023 08/05/23-08/26/23	226430	00019266	093.09.2023	20-220-203-52-5280-3348	576.00
	Strength for Kids September 2023				226630	00019893	102.10.2023	20-220-203-52-5280-3348	432.00
Vendor Total:									1,008.00
06976	ALL IN Athletics			Feeder Preseason Clinic	226467	0017	094.09.2023	20-220-203-52-5280-3343	2,613.60
	Travel Basketball Tryouts				226467	0018	094.09.2023	20-220-204-52-5280-4445	3,262.50
Vendor Total:									5,876.10
06985	Floods Royal Flush Inc.			Portable Units Pickleball	226419	I28104	093.09.2023	20-220-204-52-5280-4457	204.00
	Extra Cleaning 08/23/23-09/19/23				226333	I28487	092.09.2023	20-101-112-52-5211-0000	25.50
	Portable Units CAC				226419	I28636	093.09.2023	20-220-204-52-5280-4457	306.00
	Portable Units Seven Gables				226419	I28637	093.09.2023	20-220-204-52-5280-4453	408.00
	Portable Units NS				226419	I28639	093.09.2023	20-221-223-52-5210-4211	204.00
	Portable Units Atten Park				226539	I29203	101.10.2023	20-221-223-52-5210-4211	102.00
	Portable Units Briar Glen Park				226539	I29204	101.10.2023	20-000-000-52-5210-0000	204.00
	Portable Units Scottdale Park				226539	I29224	101.10.2023	20-221-223-52-5210-4211	204.00
	Portable Units Madison School				226539	I29227	101.10.2023	20-221-222-52-5210-0000	204.00
	Portable Units Lucent Fields				226539	I29228	101.10.2023	20-000-000-52-5210-0000	204.00
	Portable Units Jefferson School				226539	I29230	101.10.2023	20-221-223-52-5210-4211	204.00
	Portable Units Lincoln Marsh				226539	I29231	101.10.2023	20-101-112-52-5211-0000	408.00
	Portable Units Graf Park				226539	I29232	101.10.2023	20-220-204-52-5280-4457	204.00
	Portable Units Franklin Middle School				226539	I29233	101.10.2023	20-221-222-52-5210-0000	204.00
	Portable Units Emerson School				226539	I29234	101.10.2023	20-220-204-52-5280-4454	204.00
	Portable Units Edison Middle School				226539	I29235	101.10.2023	20-221-223-52-5210-4211	204.00
	Portable Units Briarpatch				226539	I29236	101.10.2023	20-000-000-52-5210-0000	204.00
	Portable Units Washington School				226539	I29237	101.10.2023	20-221-222-52-5210-0000	204.00
	Portable Units Whittier School				226539	I29238	101.10.2023	20-220-204-52-5280-4454	204.00
	Portable Units Brighton Park				226539	I29263	101.10.2023	20-220-204-52-5280-4454	200.00
	Portable Units Wiesbrook School				226539	I29289	101.10.2023	20-221-222-52-5210-0000	204.00
Vendor Total:									4,509.50
06995	Goseikan Kendo			Kendo Classes Summer 2023	226337	103	092.09.2023	20-220-203-52-5280-3314	858.00
Vendor Total:									858.00
07067	Keller, Rudolph J			Wheaton United Payment	226348	Pymt# 1	092.09.2023	20-220-204-52-5280-4457	28,250.00
Vendor Total:									28,250.00
07095	Garcia, Kristine			Rams Cheer Coaches Shirts	226334	082923	092.09.2023	20-221-221-53-5301-0000	1,953.39
Vendor Total:									1,953.39
07123	Rahmouni, Samir			Wheaton United Payment	226438	Pymt# 1	093.09.2023	20-220-204-52-5280-4457	3,500.00



**Fund**                      **Description**  
**Vendor No**            **Vendor Name**

Line Item	Description	Check No	Invoice Number	Batch Number	GL Account Number	Amount
Vendor Total:						3,500.00
07131	Whaley, Chris					
Wheaton United Payment		226383	Pymt# 1	092.09.2023	20-220-204-52-5280-4457	16,425.00
Vendor Total:						16,425.00
07135	Sheppard, Justin					
Wheaton United Payment		226370	Pymt #1	092.09.2023	20-220-204-52-5280-4457	5,250.00
Vendor Total:						5,250.00
07159	Xerox Corporation					
Marketing 090723-100623		226527	0100160004001_102	094.09.2023	20-000-415-52-5211-0000	523.50
Vendor Total:						523.50
07160	Aviles, Graciela					
Mileage Reimbursement for August 2023		226307	083023	092.09.2023	20-224-220-54-5422-0000	26.98
Mileage Reimbursement September 2023		226589	092723	102.10.2023	20-224-220-54-5422-0000	52.46
Vendor Total:						79.44
07176	Cole, Diane H					
Dance Class 7/11/23-08/15/23		226316	82023WHBlrm	092.09.2023	20-220-305-52-5280-1037	252.00
Dance Class 07/11/23-08/15/23		226316	Wswg81523	092.09.2023	20-220-305-52-5280-1037	420.00
Vendor Total:						672.00
07200	Imagination Pad Inc.					
Personalized Decals		226425	45576	093.09.2023	20-221-222-53-5350-0000	27.00
Rams Spiritwear Items		226425	45697	093.09.2023	20-221-222-53-5350-0000	1,532.40
Vendor Total:						1,559.40
07222	Team Concept Printing & Thermography Inc.					
Reindeer Run 2023 Postcards		226648	2988	102.10.2023	20-350-302-53-5346-1925	246.76
Vendor Total:						246.76
07244	Garvey's Office Products, Inc.					
Custodial Supplies		226492	PINV2475621	094.09.2023	20-101-220-53-5316-0000	209.86
Paper Towels		226492	PINV2475845	094.09.2023	20-101-220-53-5316-0000	517.44
Vendor Total:						727.30
07250	Univar Solutions USA Inc.					
Rice Sodium Hypochlorite		226377	51447217	092.09.2023	20-101-232-53-5335-0000	594.30
Vendor Total:						594.30
07276	Naperville Trolley & Tours LTD.					
Trolley Tour for 12/05/23 Balance Due		226431	120523 Balance	093.09.2023	20-220-304-52-5280-5522	222.00
Vendor Total:						222.00
07290	Barker, Mari Jo					
BeMoved 09/05/23 - 09/26/23		226590	103	102.10.2023	20-220-304-52-5280-5505	264.00
Vendor Total:						264.00
07303	Fahrman, Alayne M.					
Girls Self Defense Class Fall 2023		226415	101	093.09.2023	20-220-203-52-5280-3315	231.00
Vendor Total:						231.00
07309	Team Illinois Lacrosse LLC					
Team Illinois Lacrosse - Fall Ball		226649	WheatonFall2023	102.10.2023	20-220-204-52-5280-4407	6,841.25

**Fund Description**  
**Vendor No Vendor Name**

Line Item Description	Check No	Invoice Number	Batch Number	GL Account Number	Amount
Vendor Total:					6,841.25
07322 A&A Games LTD					
Names on Jerseys	226385	2914	093.09.2023	20-221-222-53-5302-0000	28.00
Vendor Total:					28.00
07328 Herrera, Alex					
Coaching Rams	226341	Payment #1 & #2	092.09.2023	20-221-222-52-5210-0000	1,733.34
Coaching Rams	226547	Payment #3	101.10.2023	20-221-222-52-5210-0000	866.67
Vendor Total:					2,600.01
07330 Iron Branch Group, Inc.					
Rams Custom Tent	226346	1687	092.09.2023	20-221-222-53-5302-0000	1,300.00
Rams Yard Signs	226346	1687	092.09.2023	20-221-222-54-5421-0000	2,460.00
Rams Football Additional Yard Signs	226426	1700	093.09.2023	20-221-222-53-5350-0000	247.50
Vendor Total:					4,007.50
07336 Pro Fence II Inc					
Bid Bond Refund - Briarpatch Backstop	226366	083123	092.09.2023	20-000-000-25-2549-0000	13,600.00
Vendor Total:					13,600.00
07338 Cuculich, Lee Ann					
Background Check	226321	090523	092.09.2023	20-220-204-52-5280-4457	20.00
Vendor Total:					20.00
07340 Russo, Taryne E.					
Coaching Class & Background Waiver Reimbursement	226441	083123	093.09.2023	20-220-204-52-5280-4457	95.00
Wheaton United	226441	Pymt# 1	093.09.2023	20-220-204-52-5280-4457	1,000.00
Vendor Total:					1,095.00
07341 Petrie, Lilyana					
Wheaton United Payment	226637	Pymt# 1	102.10.2023	20-220-204-52-5280-4457	150.00
Vendor Total:					150.00
07343 Riggs Brothers Enterprise					
Safety City	226440	172719	093.09.2023	20-101-000-53-5313-0000	304.00
Vendor Total:					304.00
07345 Soares, Ricardo Bleck					
Wheaton United Payment	226446	Pymt# 1	093.09.2023	20-220-204-52-5280-4457	500.00
Vendor Total:					500.00
07346 Tatnall, Brian					
Wheaton United Payment	226450	Pymt# 1	093.09.2023	20-220-204-52-5280-4457	1,625.00
Vendor Total:					1,625.00
07347 Synergy SC Inc.					
Wheaton United Registrations for Synergy Give	226519	GiveNGo 23	094.09.2023	20-220-204-52-5280-4457	3,180.00
Vendor Total:					3,180.00
07348 Arpon, Stephen					
Self-Defense Classes 07/10/23-08/09/23	226470	9-08-2023	094.09.2023	20-220-203-52-5280-3318	445.50
Vendor Total:					445.50
Fund Total:					350,448.30

**Fund**                      **Description**  
**Vendor No**            **Vendor Name**

Line Item Description	Check No	Invoice Number	Batch Number	GL Account Number	Amount
22                      Cosley Zoo					
00046                  Animal Medical Clinic					
Veternarian Services	226305	201021	092.09.2023	22-501-000-54-5424-000C	1,222.74
Animal Medical Supplies	226305	201021	092.09.2023	22-501-000-53-5309-000C	174.18
Animal Medical Supplies	226584	202990	102.10.2023	22-501-000-53-5309-000C	128.07
Veternarian Services	226584	202990	102.10.2023	22-501-000-54-5424-000C	236.00
Vendor Total:					1,760.99
00068                  AT&T Mobility					
234-9679 Cosley Tablet 9 081823-091723	226531	877051597_0923	101.10.2023	22-501-000-52-5265-000C	31.06
234-0136 Cosley Tablet 16 081823-091723	226531	877051597_0923	101.10.2023	22-501-000-52-5265-000C	31.06
779-8546 Cosley Tablet 17 081823-091723	226531	877051597_0923	101.10.2023	22-501-000-52-5265-000C	31.07
Vendor Total:					93.19
00192                  City of Wheaton					
Cosley Welcome Center 100123-123123	226597	WH6204_1223	102.10.2023	22-501-000-52-5211-0000	255.00
Cosley Zoo White Barn 100123-123123	226597	WH6323_1223	102.10.2023	22-501-000-52-5211-0000	255.00
Cosley Zoo Kiebler Barn 100123-123123	226597	WH6678_1223	102.10.2023	22-501-000-52-5211-0000	255.00
Cosley Zoo/Chicken House 100123-123123	226597	WH6936_1223	102.10.2023	22-501-000-52-5211-0000	255.00
Cosley Zoo Bobcat Exhibit 100123-123123	226597	WH6945_1223	102.10.2023	22-501-000-52-5211-0000	255.00
Vendor Total:					1,275.00
00193                  City of Wheaton					
Cosley Welcome Center 080723-090623	226400	0067810100_0923	093.09.2023	22-501-000-52-5264-000C	43.08
Cosley Zoo 080723-090623	226400	0310000100_0923	093.09.2023	22-501-000-52-5264-000C	135.05
Cosley Zoo 080723-090623	226400	0310000200_0923	093.09.2023	22-501-000-52-5264-000C	557.05
Cosley Bobcat 080723-090623	226400	0310000300_0923	093.09.2023	22-501-000-52-5264-000C	194.28
Vendor Total:					929.46
00417                  Constellation NewEnergy Inc					
Cosley Welcome Center 081423-091323	226406	0793155067_0923	093.09.2023	22-501-000-52-5260-000C	193.06
Cosley Zoo 081423-091323	226481	8519798002_0923	094.09.2023	22-501-000-52-5260-000C	2,055.12
Vendor Total:					2,248.18
00437                  Reedy Equipment Services Inc.					
Ice Machine Rental	226512	0488184	094.09.2023	22-501-000-52-5220-000C	50.00
Vendor Total:					50.00
00680                  Northern Illinois Gas Company					
Cosley Zoo 081723-091823	226505	3015221000_0923	094.09.2023	22-501-000-52-5261-000C	44.83
Cosley Welcome Center 081723-091823	226505	3615221000_0923	094.09.2023	22-501-000-52-5261-000C	26.31
Cosley Zoo 081723-091823	226505	5450490000_0923	094.09.2023	22-501-000-52-5261-000C	61.91
Vendor Total:					133.05
00738                  CTM Group Inc.					
Reimbursement of 75% of Souvenir Penny Sales 226320		AUG23PENJE31-12	092.09.2023	22-501-000-54-5433-000C	147.38
Vendor Total:					147.38
00764                  Prairie Material					
Concrete Curb for New Enclosure Less Sales Ta: 226510		891059144	094.09.2023	22-501-000-53-5338-000C	1,027.50
Vendor Total:					1,027.50
01023                  Waste Management of Illinois Inc					
Cosley Zoo 090123-093023	226457	12272113008_0923	093.09.2023	22-501-000-52-5263-000C	810.40
Cosley Zoo 100123-103123	226657	12272113008_1023	102.10.2023	22-501-000-52-5263-000C	810.40

**Fund**                      **Description**  
**Vendor No**            **Vendor Name**

Line Item Description	Check No	Invoice Number	Batch Number	GL Account Number	Amount
Vendor Total:					1,620.80
01043                      Wheaton Sanitary District					
Cosley Zoo 080723-090623	226579	026475000_0923	101.10.2023	22-501-000-52-5264-000C	57.93
Cosley Zoo 080723-090623	226579	026477000_0923	101.10.2023	22-501-000-52-5264-000C	302.99
Cosley Welcome Ctr 080723-090623	226579	027965000_0923	101.10.2023	22-501-000-52-5264-000C	21.17
Bobcat Exhibit 080723-090623	226579	049516000_0923	101.10.2023	22-501-000-52-5264-000C	106.94
Vendor Total:					489.03
01082                      Young's Grain Farms					
180 Bales of Straw	226528	594588	094.09.2023	22-501-000-53-5336-000C	765.00
105 Bales of Straw	226660	594590	102.10.2023	22-501-000-53-5336-000C	393.75
Vendor Total:					1,158.75
03754                      Comcast Cable					
Cosley Zoo 091123-101023	226401	87712047625845_1C	093.09.2023	22-501-000-52-5262-000C	116.85
Vendor Total:					116.85
03959                      Corners Limited					
Replacement Outdoor Holding Enclosure	226483	2024022	094.09.2023	22-501-000-53-5338-000C	19,300.00
Vendor Total:					19,300.00
04267                      Martin Whalen Group Inc					
Cosley Zoo 092823-102723	226556	MW81955_1023	101.10.2023	22-501-000-52-5211-0000	15.27
Vendor Total:					15.27
04296                      Culligan DuPage Soft Water Service Inc					
Drinking Water August 2023	226322	261974_0823W	092.09.2023	22-501-000-53-5302-000C	97.86
Water Cooler Rental September 2023	226322	261974_0923R	092.09.2023	22-501-000-52-5220-000C	6.00
Drinking Water September 2023	226601	261974_0923W	102.10.2023	22-501-000-53-5302-000C	56.41
Water Cooler Rental October 23	226601	261974_1023R	102.10.2023	22-501-000-52-5220-000C	6.00
Vendor Total:					166.27
04412                      Downtown Wheaton Association					
Sponsorship	226326	1081	092.09.2023	22-350-415-54-5426-000C	800.00
Vendor Total:					800.00
06228                      Voyant Communications					
Cosley 100123-103123	226654	0030832231001	102.10.2023	22-501-000-52-5262-000C	303.31
Vendor Total:					303.31
06250                      LRS Holdings LLC					
Cosley Zoo 100123-103123	226554	47783.2 CZ_1023	101.10.2023	22-501-000-52-5263-000C	149.50
Vendor Total:					149.50
06539                      Runco Office Supply & Equipment Co					
Office Supplies	226567	916174-1	101.10.2023	22-501-000-53-5302-000C	5.69
Vendor Total:					5.69
06542                      Peerless Network Inc					
Cosley 091523-101423	226434	66174_1023	093.09.2023	22-501-000-52-5262-000C	54.59
Vendor Total:					54.59
06674                      Lingo Communications LLC					
Cosley 090423-100323	226353	33550160	092.09.2023	22-501-000-52-5262-000C	115.40
Cosley 100423-110323	226625	33593982	102.10.2023	22-501-000-52-5262-000C	115.40

**Fund**                      **Description**  
**Vendor No**              **Vendor Name**

Line Item Description	Check No	Invoice Number	Batch Number	GL Account Number	Amount
Vendor Total:					230.80
06802                      Glen Ellyn Animal Hospital					
Veterinarian Services	226614	751248	102.10.2023	22-501-000-54-5424-000C	477.00
Vendor Total:					477.00
06902                      Grayslake Feed Sales, Inc.					
Animal Supplies	226338	127113	092.09.2023	22-501-000-53-5336-000C	206.20
Animal Feed	226338	127113	092.09.2023	22-501-000-53-5339-000C	619.07
Bagged Feed	226495	129354	094.09.2023	22-501-000-53-5339-000C	851.60
Bedding Materials	226495	129354	094.09.2023	22-501-000-53-5336-000C	168.30
Bagged Feed	226495	130141	094.09.2023	22-501-000-53-5339-000C	43.80
Bagged Feed	226617	131765	102.10.2023	22-501-000-53-5339-000C	38.75
Vendor Total:					1,927.72
06974                      Jaudes, Daniel					
Trim Equine Hooves	226620	092823	102.10.2023	22-501-000-52-5210-000C	180.00
Vendor Total:					180.00
07066                      The Home City Ice Company					
Ice for Uncorked	226521	6615233009	094.09.2023	22-220-206-53-5301-669C	700.00
Vendor Total:					700.00
Fund Total:					35,360.33
23                          Liability					
00725                      Park District Risk Mgmt Agency					
Property Insurance for August 2023	226433	0823023	093.09.2023	23-000-000-52-5270-000C	12,626.20
Liability Insurance for August 2023	226433	0823023	093.09.2023	23-000-000-52-5271-000C	6,110.21
Work Comp Insurance for August 2023	226433	0823023	093.09.2023	23-000-000-52-5273-000C	17,140.69
Employment Practice Insurance for August 2023	226433	0823023	093.09.2023	23-000-000-52-5276-000C	2,146.17
Pollution Insurance for August 2023	226433	0823023	093.09.2023	23-000-000-52-5277-000C	370.40
Vendor Total:					38,393.67
06895                      Protect My Ministry, LLC					
Background Checks	226368	1089040	092.09.2023	23-418-000-52-5208-000C	86.00
Background Checks	226640	1098650	102.10.2023	23-418-000-52-5208-000C	46.00
Vendor Total:					132.00
06940                      Advocate Health and Hospitals Corporation					
Back Evaluations	226464	848614	094.09.2023	23-418-000-52-5208-000C	132.00
Vendor Total:					132.00
07158                      Dreyer Clinic, Inc.					
Back Evaluations	226603	845830	102.10.2023	23-418-000-52-5208-000C	132.00
Back Evaluations	226485	849414	094.09.2023	23-418-000-52-5208-000C	132.00
Vendor Total:					264.00
Fund Total:					38,921.67
30                          Debt Service					
05314                      Amalgamated Bank of Chicago					
Paying Agent Fee for GO Bonds 2019A 09/01/21	226388	1857071006	093.09.2023	30-000-000-52-5209-000C	475.00
Vendor Total:					475.00

Fund	Description	Vendor No	Vendor Name	Line Item Description	Check No	Invoice Number	Batch Number	GL Account Number	Amount
Fund Total:									475.00
40	Capital Projects								
00275	Faulks Bros. Construction Inc.								
	Red Diamond for Scottdale	226331	391193	092.09.2023	40-800-845-53-5393-000C				4,056.83
	Red Diamond for Scottdale	226331	391194	092.09.2023	40-800-845-53-5393-000C				4,009.43
	Red Diamond for Scottdale	226331	391195	092.09.2023	40-800-845-53-5393-000C				4,137.26
	Infield Mix	226416	392965	093.09.2023	40-101-000-53-5349-000C				1,745.96
Vendor Total:									13,949.48
00335	W W Grainger Inc								
	Graf Park Overpass	226655	9850392383	102.10.2023	40-000-000-53-5306-000C				72.52
Vendor Total:									72.52
00415	The Conservation Foundation								
	Gary Easment October 2023	226575	13183	101.10.2023	40-000-000-57-5701-000C				295.00
Vendor Total:									295.00
00617	MENARDS GLENDALE HEIGHTS								
	Piping for Trail Repairs	226557	21013	101.10.2023	40-800-822-53-5301-000C				83.71
Vendor Total:									83.71
00698	NuToys Leisure Products Inc.								
	Hoffman Playground Equipment	226561	54797	101.10.2023	40-800-818-57-5701-000C				4,535.00
Vendor Total:									4,535.00
00764	Prairie Material								
	Hoffman Park Concrete Less Sales Tax	226510	891198864	094.09.2023	40-800-818-57-5701-000C				1,490.00
	Hoffman Park Concrete Less Sales Tax	226510	891201621	094.09.2023	40-800-818-57-5701-000C				666.75
Vendor Total:									2,156.75
00794	RENTALMAX L.L.C.								
	Hoffman Playground	226514	612438-5	094.09.2023	40-800-818-57-5701-000C				61.60
	Hoffman Playground Renovations	226566	613760-5	101.10.2023	40-800-818-57-5701-000C				80.64
Vendor Total:									142.24
00799	CCS Contractor Equipment & Supply Inc.								
	Hoffman Park Playground	226398	515644	093.09.2023	40-800-818-57-5701-000C				625.68
	Hoffman Playground Renovation	226315	516289	092.09.2023	40-800-818-57-5701-000C				497.73
Vendor Total:									1,123.41
01023	Waste Management of Illinois Inc								
	Hurley Renovation Dumpster 29-09461-13000	226382	4232300-2011-1	092.09.2023	40-800-819-57-5701-000C				687.54
	Hoffman Renovation Dumpster 29-13858-23001	226382	4232373-2011-8	092.09.2023	40-800-818-57-5701-000C				2,457.87
	Hurley Renovation Dumpster 20-76538-23005	226382	4233105-2011-3	092.09.2023	40-800-819-57-5701-000C				2,437.28
	Hoffman Renovation Dumpster 29-13858-23001	226382	4233701-2011-9	092.09.2023	40-800-818-57-5701-000C				7,756.84
	Hurley Renovation Dumpster 29-25860-83008	226382	4233780-2011-3	092.09.2023	40-800-819-57-5701-000C				1,384.90
	Hoffman Renovations ID: 29-13858-23001	226577	4238139-2011-7	101.10.2023	40-800-818-57-5701-000C				1,315.02
Vendor Total:									16,039.45
02798	Williams Architects								
	Phase II CC Interiors	226659	0021937	102.10.2023	40-800-846-57-5701-000C				44,923.20
	Phase II CC Interiors WDSRA	226659	0021937	102.10.2023	40-000-000-12-1224-000C				9,861.19
	Phase II CC Interiors WDSRA	226659	0021991	102.10.2023	40-000-000-12-1224-000C				5,382.48
	Phase II CC Interiors	226659	0021991	102.10.2023	40-800-846-57-5701-000C				24,520.20

Fund	Description					
Vendor No	Vendor Name					
Line Item Description	Check No	Invoice Number	Batch Number	GL Account Number		Amount
Vendor Total:						84,687.07
03125	Engineering Resource Associates Inc.					
Briar Patch Engineering	226412	W2303300.06	093.09.2023	40-800-806-57-5701-0000		7,324.30
Play for All Playground Area	226488	W2308100.05	094.09.2023	40-000-188-57-5701-0000		558.19
Vendor Total:						7,882.49
03209	Sunbelt Rentals Inc.					
Hurley Fountain Concrete	226373	143360301-0002	092.09.2023	40-800-819-57-5701-0000		762.77
Vendor Total:						762.77
03943	Johnstone Supply					
Hurley Fountain Renovation	226552	5043578	101.10.2023	40-800-819-57-5701-0000		87.50
Vendor Total:						87.50
04036	Bronze Memorial Company					
Morrissey Commemorative Plaques	226311	708659	092.09.2023	40-101-000-53-5338-0000		384.12
Sauerman Commemorative Plaques	226311	708660	092.09.2023	40-101-000-53-5338-0000		162.62
Bench Plaque	226473	708727	094.09.2023	40-101-000-53-5338-0000		185.62
Vendor Total:						732.36
04057	Johnson Wilbur Adams Inc.					
Briar Patch Fence Structural Design	226551	18004	101.10.2023	40-800-806-57-5701-0000		320.00
Vendor Total:						320.00
05284	Wight & Company					
CC Parking Lot	226526	220282-009	094.09.2023	40-800-846-57-5701-0000		2,017.88
Parking Lot	226458	230152-002	093.09.2023	40-800-813-57-5701-0000		4,000.00
Vendor Total:						6,017.88
05733	Steiner Electric Company					
CC Electrical Repair Front Entrance	226372	S007430121.001	092.09.2023	40-800-846-57-5701-0000		227.54
Electrial for Community Center	226447	S007432773.001	093.09.2023	40-800-846-57-5701-0000		2,845.30
Credit Memo Community Center Electrical	226572	S007432773.002	101.10.2023	40-800-846-57-5701-0000		-1,354.55
CC Renovations	226572	S007432773.003	101.10.2023	40-800-846-57-5701-0000		1,886.16
Hurley Garden Renovations	226572	S007438440.001	101.10.2023	40-800-819-57-5701-0000		119.29
Hurley Garden Renovations	226572	S007438487.001	101.10.2023	40-800-819-57-5701-0000		878.80
Vendor Total:						4,602.54
05747	Landscape Material & Firewood Sales Inc.					
Grade 8 Limestone	226499	32671	094.09.2023	40-800-845-53-5393-0000		38.00
Limestone Screening	226499	32671	094.09.2023	40-800-845-53-5393-0000		144.00
Limestone Screening	226499	32671	094.09.2023	40-800-845-53-5393-0000		72.00
Hoffman Screening	226499	32671	094.09.2023	40-800-818-57-5701-0000		144.00
Hoffman Screening	226499	32671	094.09.2023	40-800-818-57-5701-0000		108.00
Limestone for Hoffman	226499	32671	094.09.2023	40-800-818-57-5701-0000		114.00
Hurley Garden Renovations	226350	36976	092.09.2023	40-800-819-57-5701-0000		562.00
Limestone for Hoffman Playground Renovation	226428	37509	093.09.2023	40-800-818-57-5701-0000		1,140.00
Hoffman Renovations Mulch and Limestone	226553	38133	101.10.2023	40-800-818-57-5701-0000		670.00
Vendor Total:						2,992.00
06029	Cage Engineering Inc.					
Hoffman Park	226313	7497	092.09.2023	40-800-818-57-5701-0000		940.00
Vendor Total:						940.00
06121	Zoro Tools Inc					



**Fund**                      **Description**  
**Vendor No**              **Vendor Name**

Line Item Description	Check No	Invoice Number	Batch Number	GL Account Number	Amount
Hurley Garden Fountain	226461	INV13002080	093.09.2023	40-800-819-57-5701-0000	298.72
				Vendor Total:	298.72
06228                      Voyant Communications					
Planning 100123-103123	226654	0030832231001	102.10.2023	40-101-000-52-5262-0000	58.70
				Vendor Total:	58.70
06308                      Westlake Hardware Inc					
Hoffman Playground Renovations	226578	12509962	101.10.2023	40-800-818-57-5701-0000	29.99
Hurley Garden Renovations	226578	12509969	101.10.2023	40-800-819-57-5701-0000	39.96
CC Renovations	226578	12610497	101.10.2023	40-800-846-57-5701-0000	4.38
Hoffman Playground Renovations	226578	12610528	101.10.2023	40-800-818-57-5701-0000	39.98
				Vendor Total:	114.31
06578                      Morrow, Brian					
Mileage Reimbursement for August 2023	226359	083123	092.09.2023	40-000-000-54-5422-0000	40.74
				Vendor Total:	40.74
06605                      BHFX LLC					
CC Renovation	226308	456780	092.09.2023	40-800-846-57-5701-0000	500.00
Annual Software Fee	226393	456946	093.09.2023	40-000-000-52-5235-0000	2,100.00
Aldersgate Scan	226532	457985	101.10.2023	40-000-000-52-5235-0000	37.50
Cosley Gift Shop Bond Copies	226532	458428	101.10.2023	40-000-000-52-5235-0000	64.72
				Vendor Total:	2,702.22
06632                      Nevin Hedlund Architects Inc.					
Cosley Deck Additional Services	226559	No. 2	101.10.2023	40-800-813-57-5701-0000	880.00
Cosley Zoo Deck Project	226559	No. 2	101.10.2023	40-800-813-57-5701-0000	600.00
				Vendor Total:	1,480.00
06848                      Red Feather Group					
Rathje School Roof	226641	0021381	102.10.2023	40-800-828-57-5701-0000	24,350.00
				Vendor Total:	24,350.00
06984                      Wall-Fill Property Services					
Lincoln Marsh Garage Repair	226381	080223	092.09.2023	40-800-822-53-5301-0000	565.00
Zoo Deck Project	226456	082223	093.09.2023	40-800-813-57-5701-0000	38,040.00
				Vendor Total:	38,605.00
07017                      Springer, Michele					
Mileage Reimbursement August/September 2023	226571	092523	101.10.2023	40-000-000-54-5422-0000	17.03
				Vendor Total:	17.03
07094                      EZ-Toyz Incorporated					
Labor for Configuration of Network and Antennas	226607	27644-B	102.10.2023	40-000-000-57-5701-0000	150.00
Labor for Equipment Training	226607	27645-B	102.10.2023	40-000-000-57-5701-0000	250.00
Rotary Park Cameras	226414	27819	093.09.2023	40-000-000-57-5701-0000	1,641.90
				Vendor Total:	2,041.90
07141                      72 Hour LLC, National Auto Fleet Group					
2023 Ford Transit Connect Wagon for Education	226529	WF8683	101.10.2023	40-800-813-57-5706-0000	35,486.46
				Vendor Total:	35,486.46
07173                      Efraim Carlson & Son Inc.					
Phase I CC WDSRA	226605	Application #6	102.10.2023	40-000-000-12-1224-0000	3,952.67
Phase I CC Renovations	226605	Application #6	102.10.2023	40-800-846-57-5701-0000	18,006.59

**Fund**                      **Description**  
**Vendor No**              **Vendor Name**

Line Item Description	Check No	Invoice Number	Batch Number	GL Account Number	Amount
Phase 1 CC Renovation	226411	Application# 5	093.09.2023	40-800-846-57-5701-000C	35,418.79
Phase 1 CC Renovation	226411	Application# 5	093.09.2023	40-000-000-12-1224-000C	7,774.85
Vendor Total:					65,152.90
07349                      Stuckey Construction Company Inc.					
Community Center Phase II	226573	Application #1	101.10.2023	40-800-846-57-5701-000C	165,580.63
Community Center Phase II WDSRA	226573	Application #1	101.10.2023	40-000-000-12-1224-000C	36,346.97
Vendor Total:					201,927.60
Fund Total:					519,697.75
60                              Golf Fund					
00007                      Aramark					
Inv# 6020147035 Restaurant Linen	226306	6020147035	092.09.2023	60-612-902-52-5222-000C	123.08
Inv# 6020147035 Banquet Linen	226306	6020147035	092.09.2023	60-612-901-52-5222-000C	492.00
Inv# 6020149211 Banquet Linen	226306	6020149211	092.09.2023	60-612-901-52-5222-000C	480.00
Inv# 6020149211 Restaurant Linen	226306	6020149211	092.09.2023	60-612-902-52-5222-000C	123.83
Inv# 6030195237 Restaurant Linen	226306	6030195237	092.09.2023	60-612-902-52-5222-000C	123.13
Inv# 6030195237 Banquet Linen	226306	6030195237	092.09.2023	60-612-901-52-5222-000C	417.00
Inv# 6030197789 Banquet Linen	226390	6030197789	093.09.2023	60-612-901-52-5222-000C	422.80
Inv# 6030197789 Restaurant Linen	226390	6030197789	093.09.2023	60-612-902-52-5222-000C	103.53
Inv# 6030200312 Banquet Linen	226390	6030200312	093.09.2023	60-612-901-52-5222-000C	444.00
Inv# 6030200312 Restaurant Linen	226390	6030200312	093.09.2023	60-612-902-52-5222-000C	123.73
Inv# 6030202857 Restaurant Linen	226469	6030202857	094.09.2023	60-612-902-52-5222-000C	132.02
Inv# 6030202857 Banquet Linen	226469	6030202857	094.09.2023	60-612-901-52-5222-000C	543.00
Inv# 6030205404 Restaurant Linen	226585	6030205404	102.10.2023	60-612-902-52-5222-000C	132.00
Inv# 6030205404 Banquet Linen	226585	6030205404	102.10.2023	60-612-901-52-5222-000C	373.33
Inv# 6030207929 Restaurant Linen	226585	6030207929	102.10.2023	60-612-902-52-5222-000C	69.28
Inv# 6030207929 Banquet Linen	226585	6030207929	102.10.2023	60-612-901-52-5222-000C	483.00
Vendor Total:					4,585.73
00058                      Arthur Clesen Inc.					
21-0-0 and Ethephon	226588	10501-00	102.10.2023	60-601-000-53-5335-000C	351.87
Vendor Total:					351.87
00068                      AT&T Mobility					
520-5473 AGC Tablet 14 081823-091723	226531	877051597_0923	101.10.2023	60-000-000-52-5265-000C	31.07
871-4196 AGC Tablet 15 081823-091723	226531	877051597_0923	101.10.2023	60-000-000-52-5265-000C	31.07
703-1526 AGC Backup 081823-091723	226531	877051597_0923	101.10.2023	60-000-000-52-5265-000C	83.24
240-0783 Hot Spot 4 AGC 081823-091723	226531	877051597_0923	101.10.2023	60-000-000-52-5265-000C	43.23
520-5201 AGCTablet 13 081823-091723	226531	877051597_0923	101.10.2023	60-000-000-52-5265-000C	31.07
957-8730 A. Bendy 081823-091723	226531	877051597_0923	101.10.2023	60-000-000-52-5265-000C	73.95
Vendor Total:					293.63
00070                      AT&T Internet					
AGC 26W151 Butterfield Rd 091223-101123	226471	327249254_1023	094.09.2023	60-000-000-52-5262-000C	109.94
Vendor Total:					109.94
00125                      Black Gold Septic Inc					
Inv# 41769	226394	41769	093.09.2023	60-000-000-52-5263-000C	425.00
Inv# 42055	226591	42055	102.10.2023	60-611-000-52-5210-000C	700.00
Vendor Total:					1,125.00
00193                      City of Wheaton					
AGC Clubhouse 080823-090723	226400	0293553000_0923	093.09.2023	60-000-000-52-5264-000C	1,220.16
AGC Maintenance Building 080823-090723	226400	0293553100_0923	093.09.2023	60-000-000-52-5264-000C	140.66
AGC Chemical Building 080823-090723	226400	0293553200_0923	093.09.2023	60-000-000-52-5264-000C	152.61

**Fund**                      **Description**  
**Vendor No**              **Vendor Name**

**Line Item Description**                      **Check No**    **Invoice Number**    **Batch Number**    **GL Account Number**                      **Amount**

Vendor Total:					1,513.43
00293	Fortune Fish Company				
Inv# 845170 General Grocery	226420	845170	093.09.2023	60-000-000-14-1415-000C	201.80
Inv# 845170 Seafood	226420	845170	093.09.2023	60-000-000-14-1411-0000	109.75
Inv# 845170 Dairy	226420	845170	093.09.2023	60-000-000-14-1414-000C	14.00
Inv# 846890 Seafood	226420	846890	093.09.2023	60-000-000-14-1411-0000	1,706.83
Inv# 849922 Seafood	226420	849922	093.09.2023	60-000-000-14-1411-0000	74.75
Inv# 849928 Seafood	226420	849928	093.09.2023	60-000-000-14-1411-0000	344.84
Inv# 857108 Seafood	226420	857108	093.09.2023	60-000-000-14-1411-0000	194.38
Inv# 859718 Seafood	226420	859718	093.09.2023	60-000-000-14-1411-0000	446.63
Inv# 863976 General Grocery	226420	863976	093.09.2023	60-000-000-14-1415-000C	112.96
Inv# 863976 Seafood	226420	863976	093.09.2023	60-000-000-14-1411-0000	101.40
Inv# 863976 Seafood	226420	863976	093.09.2023	60-000-000-14-1411-0000	224.57
Inv# 863994 Seafood	226420	863994	093.09.2023	60-000-000-14-1411-0000	32.40
Inv# 868847 Liquor	226420	868847	093.09.2023	60-000-000-14-1412-000C	77.91
Inv# 868847 Meat	226420	868847	093.09.2023	60-000-000-14-1411-0000	96.40
Inv# 868847 Seafood	226420	868847	093.09.2023	60-000-000-14-1411-0000	504.46
Inv# 870831 Seafood	226420	870831	093.09.2023	60-000-000-14-1411-0000	64.93
Inv# 870854 Seafood	226420	870854	093.09.2023	60-000-000-14-1411-0000	488.16
Inv# 872767 Seafood	226420	872767	093.09.2023	60-000-000-14-1411-0000	340.07
Inv# 872767 General Grocery	226420	872767	093.09.2023	60-000-000-14-1415-000C	167.68
Inv# 874862 Seafood	226420	874862	093.09.2023	60-000-000-14-1411-0000	246.00
Inv# 876752 Seafood	226491	876752	094.09.2023	60-000-000-14-1411-0000	356.56
Inv# 878614 Seafood	226491	878614	094.09.2023	60-000-000-14-1411-0000	76.98
Inv# 882767 Seafood	226491	882767	094.09.2023	60-000-000-14-1411-0000	254.03
Inv# 882798 General Grocery	226491	882798	094.09.2023	60-000-000-14-1415-000C	393.60
Inv# 882798 Dairy	226491	882798	094.09.2023	60-000-000-14-1414-000C	50.44
Inv# 882798 Seafood	226491	882798	094.09.2023	60-000-000-14-1411-0000	103.60
Inv# 882798 Seafood	226491	882798	094.09.2023	60-000-000-14-1411-0000	788.33
Inv# 885009 Seafood	226491	885009	094.09.2023	60-000-000-14-1411-0000	752.06
Inv# 897356 Meat	226610	897356	102.10.2023	60-000-000-14-1411-0000	241.00
Inv# 897356 Produce	226610	897356	102.10.2023	60-000-000-14-1413-000C	38.95
Inv# 897356 Seafood	226610	897356	102.10.2023	60-000-000-14-1411-0000	2,224.41
Inv# 897356 General Grocery	226610	897356	102.10.2023	60-000-000-14-1415-000C	112.96
Inv# 899359 Meat	226610	899359	102.10.2023	60-000-000-14-1411-0000	48.20
Inv# 899359 Seafood	226610	899359	102.10.2023	60-000-000-14-1411-0000	779.42
Inv# 899359 General Grocery	226610	899359	102.10.2023	60-000-000-14-1415-000C	196.80
Inv# 906624 Seafood	226610	906624	102.10.2023	60-000-000-14-1411-0000	362.17
Inv# 906651 Seafood	226610	906651	102.10.2023	60-000-000-14-1411-0000	288.23
Inv# 906651 Meat	226610	906651	102.10.2023	60-000-000-14-1411-0000	144.60
Inv# 910748 Meat	226610	910748	102.10.2023	60-000-000-14-1411-0000	144.60
Inv# 910748 Seafood	226610	910748	102.10.2023	60-000-000-14-1411-0000	279.76

Vendor Total: 13,186.62

00316	Gemplers Inc.				
Work Boots for Asst Golf Course Superintendent	226541	INV0004563416	101.10.2023	60-601-000-53-5342-000C	155.00

Vendor Total: 155.00

00323	Government Navigation Group				
Consulting Services for May 2023	226616	1936	102.10.2023	60-000-000-52-5205-000C	1,333.34
Consulting Services for June 2023	226616	1954	102.10.2023	60-000-000-52-5205-000C	1,333.34
Consulting Services for July 2023	226616	1970	102.10.2023	60-000-000-52-5205-000C	1,333.34
Consulting Services August 2023	226542	1993	101.10.2023	60-000-000-52-5205-000C	1,333.34
Consulting Services September 2023	226542	2012	101.10.2023	60-000-000-52-5205-000C	1,333.34

Vendor Total: 6,666.70

Fund	Description	Vendor No	Vendor Name	Line Item Description	Check No	Invoice Number	Batch Number	GL Account Number	Amount
00334	Gordon Food Service								
	Inv# 753236873 Non-Alcoholic Beverages	226615	753236873	102.10.2023	60-000-000-14-1416-000C	2.49			
	Inv# 753236873 Supplies	226615	753236873	102.10.2023	60-612-901-53-5390-000C	54.05			
	Inv# 753236873 Genreal Grocery	226615	753236873	102.10.2023	60-000-000-14-1415-000C	118.36			
	Inv# 753240020 General Grocery	226422	753240020	093.09.2023	60-000-000-14-1415-000C	109.54			
	Inv# 753240203 Meat	226422	753240203	093.09.2023	60-000-000-14-1411-0000	36.43			
	Inv# 753240288 Meat	226422	753240288	093.09.2023	60-000-000-14-1411-0000	40.42			
	Inv# 753240535 General Grocery	226494	753240535	094.09.2023	60-000-000-14-1415-000C	67.92			
	Inv# 753241104 Produce	226615	753241104	102.10.2023	60-000-000-14-1413-000C	55.92			
Vendor Total:									485.13
00335	W W Grainger Inc								
	Sanitary Napkin Bags	226380	9813789667	092.09.2023	60-000-000-53-5316-000C	114.54			
	Credit for Sanitary Napkin Bags	226380	9824434477	092.09.2023	60-000-000-53-5316-000C	-57.27			
	Credit Memo for Inv#9813789667 Sanitary Nap	226524	9831478756	094.09.2023	60-000-000-53-5316-000C	-57.27			
	Sanitary Napkins for Bathrooms	226524	9832252507	094.09.2023	60-000-000-53-5316-000C	117.24			
Vendor Total:									117.24
00395	Harris Motor Sports Inc								
	Inv# 02-351422	226423	02-351422	093.09.2023	60-601-000-53-5315-000C	298.60			
	Inv# 02-353533	226544	02-353533	101.10.2023	60-601-000-53-5315-000C	176.19			
Vendor Total:									474.79
00408	Community School District 200								
	Paper Order	226479	091923	094.09.2023	60-000-000-53-5302-000C	1,222.50			
Vendor Total:									1,222.50
00417	Constellation NewEnergy Inc								
	Orchard Gate 081023-091123	226481	0051046274_0923	094.09.2023	60-000-000-52-5260-000C	24.85			
	AGC Clubhouse 071223-081023	226317	0581101000_0823	092.09.2023	60-000-000-52-5260-000C	105.97			
	AGC Clubhouse 081023-091123	226406	0581101000_0923	093.09.2023	60-000-000-52-5260-000C	99.11			
	AGC Clubhouse 081023-091123	226406	6414622009_0923	093.09.2023	60-000-000-52-5260-000C	15,002.06			
Vendor Total:									15,231.99
00419	Consumers Packing Co.								
	Inv# 398793 Meat	226318	398793	092.09.2023	60-000-000-14-1411-0000	1,331.03			
	Inv# 398833 Meat	226318	398833	092.09.2023	60-000-000-14-1411-0000	845.60			
	Inv# 398881 Meat	226318	398881	092.09.2023	60-000-000-14-1411-0000	1,534.88			
	Inv# 398997 Meat	226318	398997	092.09.2023	60-000-000-14-1411-0000	475.38			
	Inv# 399034 Meat	226318	399034	092.09.2023	60-000-000-14-1411-0000	393.68			
	Inv# 399035 Meat	226318	399035	092.09.2023	60-000-000-14-1411-0000	462.15			
	Inv# 399069 Meat	226407	399069	093.09.2023	60-000-000-14-1411-0000	1,479.04			
	Inv# 399221 Meat	226407	399221	093.09.2023	60-000-000-14-1411-0000	1,309.82			
	Inv# 399259 Meat	226407	399259	093.09.2023	60-000-000-14-1411-0000	606.00			
	Inv# 399276 Meat	226407	399276	093.09.2023	60-000-000-14-1411-0000	622.81			
	Inv# 399329 Meat	226407	399329	093.09.2023	60-000-000-14-1411-0000	1,089.95			
	Inv# 399353 Meat	226407	399353	093.09.2023	60-000-000-14-1411-0000	892.74			
	Inv# 399419 Meat	226407	399419	093.09.2023	60-000-000-14-1411-0000	788.00			
	Inv# 399427 Meat	226407	399427	093.09.2023	60-000-000-14-1411-0000	1,658.75			
	Inv# 399465 Meat	226407	399465	093.09.2023	60-000-000-14-1411-0000	2,358.36			
	Inv# 399479 Meat	226407	399479	093.09.2023	60-000-000-14-1411-0000	849.16			
	Inv# 399480 Meat	226599	399480	102.10.2023	60-000-000-14-1411-0000	1,662.90			
	Inv# 399508 Meat	226599	399508	102.10.2023	60-000-000-14-1411-0000	130.00			
	Inv# 399573 Meat	226482	399573	094.09.2023	60-000-000-14-1411-0000	891.62			
	Inv# 399643 Meat	226482	399643	094.09.2023	60-000-000-14-1411-0000	476.55			
	Inv# 399725 Meat	226599	399725	102.10.2023	60-000-000-14-1411-0000	2,706.20			
	Inv# 399823 Meat	226599	399823	102.10.2023	60-000-000-14-1411-0000	466.75			

Fund	Description	Vendor No	Vendor Name	Line Item Description	Check No	Invoice Number	Batch Number	GL Account Number	Amount
				Inv# 399858 Meat	226599	399858	102.10.2023	60-000-000-14-1411-0000	998.24
				Inv# 399873 Meat	226599	399873	102.10.2023	60-000-000-14-1411-0000	1,130.87
				Inv# 399932 Meat	226599	399932	102.10.2023	60-000-000-14-1411-0000	1,228.24
				Inv# 399958 Meat	226599	399958	102.10.2023	60-000-000-14-1411-0000	2,909.55
				Inv# 400034 Meat	226599	400034	102.10.2023	60-000-000-14-1411-0000	408.57
				Inv# 400098 Meat	226599	400098	102.10.2023	60-000-000-14-1411-0000	1,200.01
				Vendor Total:					30,906.85
00475	Constellation Newenergy Gas Division LLC			AGC Clubhouse 080123-083123	226405	2400503855_0823	093.09.2023	60-000-000-52-5261-0000	1,206.29
				Vendor Total:					1,206.29
00532	Imperial Bag & Paper Co LLC			NABC Cleaner for Arrowhead	226497	1790236-00	094.09.2023	60-000-000-53-5316-0000	361.50
				Citroshield	226619	1790236-01	102.10.2023	60-000-000-53-5316-0000	77.80
				Vendor Total:					439.30
00551	LEIBOLD IRRIGATION INC.			Irrigation Mainline Repair	226352	0012080-IN	092.09.2023	60-601-000-53-5343-0000	2,246.38
				Pump Station Replacement and Labor	226352	0012114-IN	092.09.2023	60-601-000-57-5706-0000	10,950.00
				Vendor Total:					13,196.38
00565	Wheaton Lions Club			Inv# 4436	226525	4436	094.09.2023	60-000-000-54-5425-0000	45.00
				Vendor Total:					45.00
00615	MENARDS WEST CHICAGO			Inv# 80908	226355	80908	092.09.2023	60-000-000-53-5313-0000	212.31
				Inv# 80945	226355	80945	092.09.2023	60-000-000-53-5313-0000	51.21
				Inv# 82023	226629	82023	102.10.2023	60-000-000-53-5313-0000	49.87
				Inv# 82404	226629	82404	102.10.2023	60-000-000-53-5313-0000	380.56
				Vendor Total:					693.95
00680	Northern Illinois Gas Company			AGC Maintenance Building 081123-091223	226505	1106501000_0923	094.09.2023	60-000-000-52-5261-0000	176.97
				Vendor Total:					176.97
00714	Otis Elevator Company			Customer# 433167 Maintenance Service 03/01/2 226507		100401069385	094.09.2023	60-000-000-52-5211-0000	6,300.00
				Vendor Total:					6,300.00
00717	Paddock Publications Inc., The Daily Herald			Inv# 260621 Food Bid Notice	226635	260621	102.10.2023	60-000-000-54-5428-0000	72.45
				Vendor Total:					72.45
00742	Pepsi Beverages Company			Inv# 18306057 Non-Alcoholic Beverages	226636	18306057	102.10.2023	60-000-000-14-1416-0000	1,243.63
				Inv# 18782853 Non-Alcoholic Beverages	226636	18782853	102.10.2023	60-000-000-14-1416-0000	622.72
				Inv# 19039454 Non-Alcoholic Beverages	226363	19039454	092.09.2023	60-000-000-14-1416-0000	1,511.16
				Inv# 19950304 Non-Alcoholic Beverages	226435	19950304	093.09.2023	60-000-000-14-1416-0000	1,766.55
				Inv# 19987406 Non-Alcoholic Beverages	226363	19987406	092.09.2023	60-000-000-14-1416-0000	2,074.26
				Vendor Total:					7,218.32
00792	Reinders Inc			Infinity Sprinkler Lids	226565	1946231-00	101.10.2023	60-601-000-53-5343-0000	49.78
				Inv# 6040332-00	226565	6040332-00	101.10.2023	60-601-000-53-5315-0000	713.73

Fund	Description	Vendor No	Vendor Name	Line Item Description	Check No	Invoice Number	Batch Number	GL Account Number	Amount
				Inv# 6040666-00	226565	6040666-00	101.10.2023	60-601-000-53-5315-000C	76.86
								Vendor Total:	840.37
00825	Russo Hardware Inc			Inv# SPI20388164 Fuel Filler & Spark Plug	226515	SPI20388164	094.09.2023	60-601-000-53-5315-000C	83.93
				Inv# SPI20388165 Blower & Trimmer	226515	SPI20388165	094.09.2023	60-601-000-53-5306-000C	889.98
				Inv# SPI20388166 Garbage Cans	226515	SPI20388166	094.09.2023	60-601-000-53-5306-000C	85.98
								Vendor Total:	1,059.89
00852	Shamrock Garden Florist			Funeral Flowers	226369	358597/1	092.09.2023	60-000-000-54-5401-000C	120.32
				Funeral Flowers	226369	358667/1	092.09.2023	60-000-000-54-5438-000C	50.31
								Vendor Total:	170.63
00911	Stuever & Sons Inc			Inv# 402929 Beer Line Cleaning	226646	402929	102.10.2023	60-612-000-52-5210-000C	126.00
				Inv# 402929 Sani Strips	226646	402929	102.10.2023	60-612-902-53-5388-000C	26.00
				Inv# 407470 Beer Line Cleaning	226448	407470	093.09.2023	60-612-000-52-5210-000C	96.00
				Inv# 407470 Restaurant Supplies	226448	407470	093.09.2023	60-612-902-53-5388-000C	206.00
				Inv# BLM411276 Beer Line Cleaning	226448	411276	093.09.2023	60-612-000-52-5210-000C	102.00
				Inv# 413106 Beer Line Cleaning	226448	413106	093.09.2023	60-612-000-52-5210-000C	96.00
								Vendor Total:	652.00
00948	THE ANTIGUA GROUP INC			Staff Shirts	226376	AIN-3748843	092.09.2023	60-612-901-53-5330-000C	876.98
				Staff Shirts	226376	AIN-3748843	092.09.2023	60-000-000-53-5330-000C	285.00
				Staff Shirts	226376	AIN-3748843	092.09.2023	60-612-902-53-5330-000C	1,260.00
								Vendor Total:	2,421.98
01023	Waste Management of Illinois Inc			Arrowhead GC 090123-093023	226457	12272113008_0923	093.09.2023	60-000-000-52-5263-000C	736.44
				Arrowhead GC 100123-103123	226657	12272113008_1023	102.10.2023	60-000-000-52-5263-000C	611.44
								Vendor Total:	1,347.88
01043	Wheaton Sanitary District			AGC Maintenance Building 080823-090723	226579	036235000_0923	101.10.2023	60-000-000-52-5264-000C	53.60
				AGC Clubhouse 080823-090723	226579	036431000_0923	101.10.2023	60-000-000-52-5264-000C	833.95
								Vendor Total:	887.55
01053	Wilson Sporting Goods Company			Women's Magnolia Complete Set	226580	4543239023	101.10.2023	60-000-000-14-1430-000C	322.99
								Vendor Total:	322.99
01068	Wm. F. Meyer Co.			Inv# 4392081.001	226459	S4392081.001	093.09.2023	60-000-000-53-5311-000C	951.07
								Vendor Total:	951.07
02231	Sysco-Chicago			Inv# 624583712 Cleaning Supplies	226374	624583712	092.09.2023	60-000-000-53-5316-000C	177.17
				Inv# 624600819 Restaurant Supplies	226374	624600819	092.09.2023	60-612-902-53-5388-000C	228.42
				Inv# 624607717 Banquet Supplies	226374	624607717	092.09.2023	60-612-901-53-5390-000C	198.12
				Inv# 624620737 Meat Credit	226374	624620737	092.09.2023	60-000-000-14-1411-0000	-42.18
				Inv# 624622438 Banquet Supplies	226374	624622438	092.09.2023	60-612-901-53-5390-000C	132.12
				Inv# 624627611 Banquet Supplies	226374	624627611	092.09.2023	60-612-901-53-5390-000C	157.41
				Inv# 624627611 Restaurant Supplies	226374	624627611	092.09.2023	60-612-902-53-5388-000C	211.87
				Inv# 624627696 Restaurant Supplies	226374	624627696	092.09.2023	60-612-902-53-5388-000C	50.04

Fund	Description	Vendor No	Vendor Name	Line Item Description	Check No	Invoice Number	Batch Number	GL Account Number	Amount
				Inv# 624636906 Meat	226374	624636906	092.09.2023	60-000-000-14-1411-0000	91.69
				Inv# 624644901 General Supplies	226374	624644901	092.09.2023	60-612-000-53-5302-0000	35.92
				Inv# 624644902 Banquet Supplies	226374	624644902	092.09.2023	60-612-901-53-5390-0000	104.94
				Inv# 624650131 Cleaning Supplies	226374	624650131	092.09.2023	60-000-000-53-5316-0000	135.15
				Inv# 624654839 Restaurant Supplies	226374	624654839	092.09.2023	60-612-902-53-5388-0000	285.88
				Inv# 624654839 Cleaning Supplies	226374	624654839	092.09.2023	60-612-000-53-5316-0000	235.23
				Inv# 624654839 General Grocery	226374	624654839	092.09.2023	60-000-000-14-1415-0000	1,938.66
				Inv# 624654839 Dairy	226374	624654839	092.09.2023	60-000-000-14-1414-0000	224.94
				Inv# 624654839 Meat	226374	624654839	092.09.2023	60-000-000-14-1411-0000	542.09
				Inv# 624655549 General Supplies	226374	624655549	092.09.2023	60-612-000-53-5302-0000	53.20
				Inv# 624656223 General Grocery	226374	624656223	092.09.2023	60-000-000-14-1415-0000	1,144.27
				Inv# 624656223 Restaurant Supplies	226374	624656223	092.09.2023	60-612-902-53-5388-0000	126.55
				Inv# 624656223 Banquet Supplies	226374	624656223	092.09.2023	60-612-901-53-5390-0000	126.56
				Inv# 624656223 Cleaning Supplies	226374	624656223	092.09.2023	60-612-000-53-5316-0000	62.55
				Inv# 624656223 Meat	226374	624656223	092.09.2023	60-000-000-14-1411-0000	288.44
				Inv# 624656223 Meat	226374	624656223	092.09.2023	60-000-000-14-1411-0000	872.62
				Inv# 624657592 Banquet Supplies	226374	624657592	092.09.2023	60-612-901-53-5390-0000	132.12
				Inv# 624660435 Dairy	226374	624660435	092.09.2023	60-000-000-14-1414-0000	107.46
				Inv# 624660435 General Grocery	226374	624660435	092.09.2023	60-000-000-14-1415-0000	1,740.95
				Inv# 624660435 Restaurant Supplies	226374	624660435	092.09.2023	60-612-902-53-5388-0000	340.02
				Inv# 624660435 Meat	226374	624660435	092.09.2023	60-000-000-14-1411-0000	422.04
				Inv# 624660435 Meat	226374	624660435	092.09.2023	60-000-000-14-1411-0000	98.59
				Inv# 624660435 Cleaning Supplies	226374	624660435	092.09.2023	60-612-000-53-5316-0000	344.44
				Inv# 624660436 Cleaning Supplies	226374	624660436	092.09.2023	60-000-000-53-5316-0000	240.87
				Inv# 624662727 Restaurant Supplies	226374	624662727	092.09.2023	60-612-902-53-5388-0000	46.96
				Inv# 624662728 Restaurant Supplies	226374	624662728	092.09.2023	60-612-902-53-5388-0000	25.86
				Inv# 624672570 Meat	226374	624672570	092.09.2023	60-000-000-14-1411-0000	363.90
				Inv# 624672570 Meat	226374	624672570	092.09.2023	60-000-000-14-1411-0000	344.56
				Inv# 624672570 Dairy	226374	624672570	092.09.2023	60-000-000-14-1414-0000	32.04
				Inv# 624672570 General Grocery	226374	624672570	092.09.2023	60-000-000-14-1415-0000	1,987.33
				Inv# 624672570 Non-Alcoholic Beverages	226374	624672570	092.09.2023	60-000-000-14-1416-0000	1,093.30
				Inv# 624672570 Cleaning Supplies	226374	624672570	092.09.2023	60-612-000-53-5316-0000	62.55
				Inv# 624672570 Banquet Supplies	226374	624672570	092.09.2023	60-612-901-53-5390-0000	38.82
				Inv# 624673575 Banquets Supplies	226449	624673575	093.09.2023	60-612-901-53-5390-0000	850.89
				Inv# 624673575 Restaurant Supplies	226449	624673575	093.09.2023	60-612-902-53-5388-0000	1,000.00
				Inv# 624673575 General Grocery	226449	624673575	093.09.2023	60-000-000-14-1415-0000	1,655.90
				Inv# 624673575 Non-Alcoholic Beverages	226449	624673575	093.09.2023	60-000-000-14-1416-0000	239.76
				Inv# 624673575 Cleaning Supplies	226449	624673575	093.09.2023	60-612-000-53-5316-0000	426.81
				Inv# 624673575 Meat	226449	624673575	093.09.2023	60-000-000-14-1411-0000	252.00
				Inv# 624673575 Meat	226449	624673575	093.09.2023	60-000-000-14-1411-0000	92.98
				Inv# 624673575 Dairy	226449	624673575	093.09.2023	60-000-000-14-1414-0000	163.43
				Inv# 624678006 Meat	226449	624678006	093.09.2023	60-000-000-14-1411-0000	160.34
				Inv# 624678006 Non-Alcoholic Beverages	226449	624678006	093.09.2023	60-000-000-14-1416-0000	359.64
				Inv# 624678006 Dairy	226449	624678006	093.09.2023	60-000-000-14-1414-0000	33.17
				Inv# 624678006 General Grocery	226449	624678006	093.09.2023	60-000-000-14-1415-0000	618.24
				Inv# 624678007 Cleaning Supplies	226374	624678007	092.09.2023	60-000-000-53-5316-0000	544.56
				Inv# 624680434 Banquet Supplies	226374	624680434	092.09.2023	60-612-901-53-5390-0000	157.41
				Inv# 624693711 General Grocery	226449	624693711	093.09.2023	60-000-000-14-1415-0000	2,282.74
				Inv# 624693711 Restaurant Supplies	226449	624693711	093.09.2023	60-612-902-53-5388-0000	230.09
				Inv# 624693711 Cleaning Supplies	226449	624693711	093.09.2023	60-612-000-53-5316-0000	331.16
				Inv# 624693711 Dairy	226449	624693711	093.09.2023	60-000-000-14-1414-0000	101.58
				Inv# 624693711 Meat	226449	624693711	093.09.2023	60-000-000-14-1411-0000	1,489.59
				Inv# 624693711 Meat	226449	624693711	093.09.2023	60-000-000-14-1411-0000	549.43
				Inv# 624693712 General Grocery	226449	624693712	093.09.2023	60-000-000-14-1415-0000	39.55
				Inv# 624694838 Dairy	226449	624694838	093.09.2023	60-000-000-14-1414-0000	290.75
				Inv# 624694838 Meat	226449	624694838	093.09.2023	60-000-000-14-1411-0000	199.99
				Inv# 624694838 Meat	226449	624694838	093.09.2023	60-000-000-14-1411-0000	1,402.61
				Inv# 624694838 Restaurant Supplies	226449	624694838	093.09.2023	60-612-902-53-5388-0000	296.84

**Fund**                      **Description**  
**Vendor No**              **Vendor Name**

Line Item Description	Check No	Invoice Number	Batch Number	GL Account Number	Amount
Inv# 624694838 General Grocery	226449	624694838	093.09.2023	60-000-000-14-1415-000C	1,642.07
Inv# 624697906 Restaurant Supplies	226647	624697906	102.10.2023	60-612-902-53-5388-000C	69.18
Inv# 624698220 Meat	226449	624698220	093.09.2023	60-000-000-14-1411-0000	158.60
Inv# 624698220 Dairy	226449	624698220	093.09.2023	60-000-000-14-1414-000C	63.67
Inv# 624698220 Meat	226449	624698220	093.09.2023	60-000-000-14-1411-0000	1,135.62
Inv# 624698220 Banquet Supplies	226449	624698220	093.09.2023	60-612-901-53-5390-000C	293.57
Inv# 624698220 Restaurant Supplies	226449	624698220	093.09.2023	60-612-902-53-5388-000C	293.56
Inv# 624698220 General Grocery	226449	624698220	093.09.2023	60-000-000-14-1415-000C	652.44
Inv# 624711122 General Grocery	226449	624711122	093.09.2023	60-000-000-14-1415-000C	2,130.36
Inv# 624711122 Banquet Supplies	226449	624711122	093.09.2023	60-612-901-53-5390-000C	682.52
Inv# 624711122 Restaurant Supplies	226449	624711122	093.09.2023	60-612-902-53-5388-000C	682.52
Inv# 624711122 Restaurant Supplies	226449	624711122	093.09.2023	60-612-902-53-5388-000C	24.12
Inv# 624711122 Meat	226449	624711122	093.09.2023	60-000-000-14-1411-0000	396.14
Inv# 624711122 Meat	226449	624711122	093.09.2023	60-000-000-14-1411-0000	147.22
Inv# 624711122 Dairy	226449	624711122	093.09.2023	60-000-000-14-1414-000C	116.65
Inv# 624711434 Restaurant Supplies	226647	624711434	102.10.2023	60-612-902-53-5388-000C	97.66
Inv# 624711469 Restaurant Supplies	226647	624711469	102.10.2023	60-612-902-53-5388-000C	164.64
Inv# 624712163 Dairy	226520	624712163	094.09.2023	60-000-000-14-1414-000C	26.57
Inv# 624712163 Meat	226520	624712163	094.09.2023	60-000-000-14-1411-0000	569.68
Inv# 624712163 Meat	226520	624712163	094.09.2023	60-000-000-14-1411-0000	885.48
Inv# 624712163 General Grocery	226520	624712163	094.09.2023	60-000-000-14-1415-000C	1,330.08
Inv# 624712163 Non-Alcoholic Beverages	226520	624712163	094.09.2023	60-000-000-14-1416-000C	127.22
Inv# 624712163 Cleaning Supplies	226520	624712163	094.09.2023	60-612-000-53-5316-000C	62.55
Inv# 624712163 Banquet Supplies	226520	624712163	094.09.2023	60-612-901-53-5390-000C	77.64
Inv# 624712163 Restaurant Supplies	226520	624712163	094.09.2023	60-612-902-53-5388-000C	501.38
Inv# 624716582 Dairy	226520	624716582	094.09.2023	60-000-000-14-1414-000C	239.65
Inv# 624716582 Meat	226520	624716582	094.09.2023	60-000-000-14-1411-0000	546.10
Inv# 624716582 Banquet Supplies	226520	624716582	094.09.2023	60-612-901-53-5390-000C	41.18
Inv# 624716582 General Grocery	226520	624716582	094.09.2023	60-000-000-14-1415-000C	3,005.19
Inv# 624729127 Cleaning Supplies	226520	624729127	094.09.2023	60-612-000-53-5316-000C	610.63
Inv# 624729127 Meat	226520	624729127	094.09.2023	60-000-000-14-1411-0000	462.16
Inv# 624729127 Non-Alcoholic Beverages	226520	624729127	094.09.2023	60-000-000-14-1416-000C	479.52
Inv# 624729127 General Grocery	226520	624729127	094.09.2023	60-000-000-14-1415-000C	1,323.17
Inv# 624729127 Dairy	226520	624729127	094.09.2023	60-000-000-14-1414-000C	216.32
Inv# 624730097 General Grocery	226647	624730097	102.10.2023	60-000-000-14-1415-000C	27.73
Inv# 624730714 General Grocery	226647	624730714	102.10.2023	60-000-000-14-1415-000C	2,640.40
Inv# 624730714 Dairy	226647	624730714	102.10.2023	60-000-000-14-1414-000C	126.41
Inv# 624730714 Cleaning Supplies	226647	624730714	102.10.2023	60-612-000-53-5316-000C	39.37
Inv# 624730714 Restaurant Supplies	226647	624730714	102.10.2023	60-612-902-53-5388-000C	169.76
Inv# 624730714 Produce	226647	624730714	102.10.2023	60-000-000-14-1413-000C	51.00
Inv# 624730714 Meat	226647	624730714	102.10.2023	60-000-000-14-1411-0000	715.58
Inv# 624730714 Meat	226647	624730714	102.10.2023	60-000-000-14-1411-0000	1,163.48
Inv# 624735292 Meat	226647	624735292	102.10.2023	60-000-000-14-1411-0000	275.02
Inv# 624735292 Dairy	226647	624735292	102.10.2023	60-000-000-14-1414-000C	219.83
Inv# 624735292 Meat	226647	624735292	102.10.2023	60-000-000-14-1411-0000	48.11
Inv# 624735292 General Grocery	226647	624735292	102.10.2023	60-000-000-14-1415-000C	1,802.07
Inv# 624735292 Cleaning Supplies	226647	624735292	102.10.2023	60-612-000-53-5316-000C	165.21
Inv# 624735292 Restaurant Supplies	226647	624735292	102.10.2023	60-612-902-53-5388-000C	276.50
Inv# 624748075 Cleaning Supplies	226647	624748075	102.10.2023	60-612-000-53-5316-000C	282.90
Inv# 624748075 Produce	226647	624748075	102.10.2023	60-000-000-14-1413-000C	67.20
Inv# 624748075 General Grocery	226647	624748075	102.10.2023	60-000-000-14-1415-000C	2,002.38
Inv# 624748075 Dairy	226647	624748075	102.10.2023	60-000-000-14-1414-000C	277.49
Inv# 624748075 Banquet Supplies	226647	624748075	102.10.2023	60-612-901-53-5390-000C	116.52
Inv# 624748075 Meat	226647	624748075	102.10.2023	60-000-000-14-1411-0000	1,200.20
Inv# 624748075 Meat	226647	624748075	102.10.2023	60-000-000-14-1411-0000	698.72
Inv# 624753997 General Grocery	226647	624753997	102.10.2023	60-000-000-14-1415-000C	1,138.97
Inv# 624753997 Cleaning Supplies	226647	624753997	102.10.2023	60-612-000-53-5316-000C	255.43
Inv# 624753997 Banquet Supplies	226647	624753997	102.10.2023	60-612-901-53-5390-000C	86.76



**Fund**                      **Description**  
**Vendor No**              **Vendor Name**

Line Item Description	Check No	Invoice Number	Batch Number	GL Account Number	Amount
Inv# 624753997 Meat	226647	624753997	102.10.2023	60-000-000-14-1411-0000	817.64
Inv# 624753997 Meat	226647	624753997	102.10.2023	60-000-000-14-1411-0000	605.73
Inv# 624753997 Dairy	226647	624753997	102.10.2023	60-000-000-14-1414-0000	79.88
Inv# 624767010 Dairy	226647	624767010	102.10.2023	60-000-000-14-1414-0000	45.50
Inv# 624767010 Meat	226647	624767010	102.10.2023	60-000-000-14-1411-0000	139.42
Inv# 624767010 Banquet Supplies	226647	624767010	102.10.2023	60-612-901-53-5390-0000	217.44
Inv# 624767010 Cleaning Supplies	226647	624767010	102.10.2023	60-612-000-53-5316-0000	242.19
Inv# 624767010 Restauarnt Supplies	226647	624767010	102.10.2023	60-612-902-53-5388-0000	217.44
Inv# 624767010 General Grocery	226647	624767010	102.10.2023	60-000-000-14-1415-0000	1,259.54
Vendor Total:					65,299.81
02243                      Holsteins Garage					
Inv# 2829	226342	2829	092.09.2023	60-601-000-53-5315-0000	90.00
Vendor Total:					90.00
02796                      NAPA					
Machinery Supplies	226360	4496-224284	092.09.2023	60-601-000-53-5315-0000	27.96
Inv# 4496-224284	226360	4496-224284	092.09.2023	60-601-000-53-5348-0000	34.47
Vendor Total:					62.43
03113                      Airgas National Carbonation					
Bulk CO2 Inv# 9141431507	226301	9141431507	092.09.2023	60-612-000-52-5220-0000	161.30
Bulk CO2 Inv# 9141781219	226387	9141781219	093.09.2023	60-612-000-52-5220-0000	159.29
Bulk CO2 Inv# 9142031630	226582	9142031630	102.10.2023	60-612-000-52-5220-0000	141.57
Bulk CO2 Inv# 9142062835	226465	9142062835	094.09.2023	60-612-000-52-5220-0000	148.91
Vendor Total:					611.07
03163                      Advanced Turf Solutions					
Command Note Chemical Bid Pricing	226300	SO1118696	092.09.2023	60-601-000-53-5335-0000	1,120.00
Vendor Total:					1,120.00
03209                      Sunbelt Rentals Inc.					
Genie Lift Gate Inspection	226518	143890331-0001	094.09.2023	60-000-000-52-5210-0000	462.50
Vendor Total:					462.50
03481                      Tressler LLP					
Services through Aug 31 2023	226451	472351	093.09.2023	60-000-000-52-5207-0000	293.33
Vendor Total:					293.33
03574                      The Knot Worldwide Inc					
Advertising Program	226650	INVUSD592335805	102.10.2023	60-612-415-54-5426-0000	3,670.80
Vendor Total:					3,670.80
03754                      Comcast Cable					
AGC Clubhouse 091423-101323	226401	87712049102197_10	093.09.2023	60-000-000-52-5262-0000	253.85
Vendor Total:					253.85
03921                      Sid Harvey Industries Inc.					
Ice Machine Parts Less Sales Tax	226644	045879606	102.10.2023	60-000-000-54-5441-0000	966.47
Refrigerant Less Sales Tax	226644	045879798	102.10.2023	60-000-000-54-5441-0000	399.00
Ice Machine Cleaner Less Sales Tax	226644	045879802	102.10.2023	60-000-000-54-5441-0000	223.18
Credit for Returns	226644	045881180	102.10.2023	60-000-000-54-5441-0000	-88.86
Ice Machine Cleaner	226644	045881181	102.10.2023	60-000-000-54-5441-0000	84.60
Vendor Total:					1,584.39
04109                      Power Up Batteries LLC.					

**Fund**                      **Description**  
**Vendor No**            **Vendor Name**

Line Item Description	Check No	Invoice Number	Batch Number	GL Account Number	Amount
Invoice# P65121234	226365	P65121234	092.09.2023	60-601-000-53-5315-000C	236.35
Invoice# P65152792	226365	P65152792	092.09.2023	60-601-000-53-5315-000C	343.35
Inv# 66004358	226638	P66004358	102.10.2023	60-000-000-53-5313-000C	344.50
Vendor Total:					924.20
04267                      Martin Whalen Group Inc					
AGC Clubhouse 092823-102723	226556	70548_1023	101.10.2023	60-611-000-52-5211-0000	19.07
AGC Clubhouse 092823-102723	226556	70549_1023	101.10.2023	60-000-000-52-5211-0000	4.06
Arrowhead- Maintenance 092823-102723	226556	70559_1023	101.10.2023	60-000-000-52-5211-0000	15.60
AGC Clubhouse 092823-102723	226556	70561_1023	101.10.2023	60-612-000-52-5211-0000	12.60
AGC Clubhouse 092823-102723	226556	70563_1023	101.10.2023	60-601-000-52-5211-0000	4.54
AGC 092823-102723	226556	MW82279_1023	101.10.2023	60-000-000-52-5211-0000	628.52
Vendor Total:					684.39
04296                      Culligan DuPage Soft Water Service Inc					
Arrowhead Salt Delivery August 2023	226322	261958_0823S	092.09.2023	60-612-000-52-5210-000C	157.25
Arrowhead Drinking Water August 2023	226322	261958_0823W	092.09.2023	60-000-000-52-5210-000C	118.83
Arrowhead Annual Cooler Rental September 2023	226322	261958_0923R	092.09.2023	60-000-000-52-5210-000C	18.00
Arrowhead Water Softner Rental September 2023	226322	261958_0923RS	092.09.2023	60-612-000-52-5210-000C	106.00
Arrowhead Salt Delivery September 2023	226601	261958_0923S	102.10.2023	60-000-000-52-5210-000C	64.75
Arrowhead Drinking Water September 2023	226601	261958_0923W	102.10.2023	60-000-000-52-5210-000C	104.85
Arrowhead Annual Cooler Rental October 2023	226601	261958_1023R	102.10.2023	60-000-000-52-5210-000C	18.00
Arrowhead Softner Rental October 2023	226601	261958_1023RS	102.10.2023	60-612-000-52-5210-000C	106.00
Vendor Total:					693.68
04508                      Get Fresh Produce Inc.					
CM# 00515732 Produce	226336	00515732	092.09.2023	60-000-000-14-1413-000C	-122.50
CM# 00523662 Inv#04473832 Produce	226493	00523662	094.09.2023	60-000-000-14-1413-000C	-6.25
Inv# 04429528 Produce	226336	04429528	092.09.2023	60-000-000-14-1413-000C	1,342.20
Inv# 04429528 General Grocery	226336	04429528	092.09.2023	60-000-000-14-1415-000C	60.55
Inv# 04429528 Dairy	226336	04429528	092.09.2023	60-000-000-14-1414-000C	980.63
Inv# 04430908 Produce	226336	04430908	092.09.2023	60-000-000-14-1413-000C	359.00
Inv# 04430908 Dairy	226336	04430908	092.09.2023	60-000-000-14-1414-000C	82.80
Inv# 04452493 Produce	226336	04452493	092.09.2023	60-000-000-14-1413-000C	309.00
Inv# 04452493 Dairy	226336	04452493	092.09.2023	60-000-000-14-1414-000C	183.65
Inv# 04453770 Dairy	226336	04453770	092.09.2023	60-000-000-14-1414-000C	590.38
Inv# 04453770 Produce	226336	04453770	092.09.2023	60-000-000-14-1413-000C	517.85
Inv# 04454457 Produce	226336	04454457	092.09.2023	60-000-000-14-1413-000C	63.75
Inv# 04454463 Produce	226336	04454463	092.09.2023	60-000-000-14-1413-000C	802.80
Inv# 04454463 Dairy	226336	04454463	092.09.2023	60-000-000-14-1414-000C	56.22
Inv# 04456670 Produce	226336	04456670	092.09.2023	60-000-000-14-1413-000C	1,299.45
Inv# 04456670 Dairy	226336	04456670	092.09.2023	60-000-000-14-1414-000C	645.75
Inv# 04457438 Dairy	226336	04457438	092.09.2023	60-000-000-14-1414-000C	286.96
Inv# 04457438 Produce	226336	04457438	092.09.2023	60-000-000-14-1413-000C	245.95
Inv# 04458562 Produce	226336	04458562	092.09.2023	60-000-000-14-1413-000C	207.70
Inv# 04458562 Dairy	226336	04458562	092.09.2023	60-000-000-14-1414-000C	116.51
Inv# 04459494 Produce	226421	04459494	093.09.2023	60-000-000-14-1413-000C	625.65
Inv# 04459494 Dairy	226421	04459494	093.09.2023	60-000-000-14-1414-000C	271.85
Inv# 04459494 General Grocery	226421	04459494	093.09.2023	60-000-000-14-1415-000C	30.60
Inv# 04460682 Produce	226421	04460682	093.09.2023	60-000-000-14-1413-000C	99.30
Inv# 04460682 Dairy	226421	04460682	093.09.2023	60-000-000-14-1414-000C	335.00
Inv# 04462523 Dairy	226421	04462523	093.09.2023	60-000-000-14-1414-000C	771.39
Inv# 04462523 Produce	226421	04462523	093.09.2023	60-000-000-14-1413-000C	772.60
Inv# 04462523 General Grocery	226421	04462523	093.09.2023	60-000-000-14-1415-000C	30.60
Inv# 04464320 General Grocery	226421	04464320	093.09.2023	60-000-000-14-1415-000C	34.30
Inv# 04464320 Produce	226421	04464320	093.09.2023	60-000-000-14-1413-000C	420.15
Inv# 04464320 Dairy	226421	04464320	093.09.2023	60-000-000-14-1414-000C	111.85

**Fund**                      **Description**  
**Vendor No**              **Vendor Name**

Line Item Description	Check No	Invoice Number	Batch Number	GL Account Number	Amount
Inv# 04466076 Produce	226421	04466076	093.09.2023	60-000-000-14-1413-000C	316.30
Inv# 04467011 Produce	226421	04467011	093.09.2023	60-000-000-14-1413-000C	385.75
Inv# 04467011 Dairy	226421	04467011	093.09.2023	60-000-000-14-1414-000C	303.46
Inv# 04467011 General Grocery	226421	04467011	093.09.2023	60-000-000-14-1415-000C	57.25
Inv# 04467064 Produce	226421	04467064	093.09.2023	60-000-000-14-1413-000C	9.00
Inv# 04468006 Dairy	226421	04468006	093.09.2023	60-000-000-14-1414-000C	637.11
Inv# 04468006 General Grocery	226421	04468006	093.09.2023	60-000-000-14-1415-000C	30.80
Inv# 04468006 Produce	226421	04468006	093.09.2023	60-000-000-14-1413-000C	819.70
Inv# 04468096 Produce	226421	04468096	093.09.2023	60-000-000-14-1413-000C	127.95
Inv# 04469765 Produce	226421	04469765	093.09.2023	60-000-000-14-1413-000C	387.00
Inv# 04469765 Dairy	226421	04469765	093.09.2023	60-000-000-14-1414-000C	138.26
Inv# 04471860 Dairy	226493	04471860	094.09.2023	60-000-000-14-1414-000C	352.67
Inv# 04471860 General Grocery	226493	04471860	094.09.2023	60-000-000-14-1415-000C	30.60
Inv# 04471860 Produce	226493	04471860	094.09.2023	60-000-000-14-1413-000C	944.70
Inv# 04472844 Produce	226493	04472844	094.09.2023	60-000-000-14-1413-000C	281.55
Inv# 04473832 Produce	226493	04473832	094.09.2023	60-000-000-14-1413-000C	149.25
Inv# 04473832 Dairy	226493	04473832	094.09.2023	60-000-000-14-1414-000C	279.83
Inv# 04474612 Dairy	226493	04474612	094.09.2023	60-000-000-14-1414-000C	267.40
Inv# 04474612 Produce	226493	04474612	094.09.2023	60-000-000-14-1413-000C	503.55
Inv# 04476038 Produce	226493	04476038	094.09.2023	60-000-000-14-1413-000C	626.00
Inv# 04476038 Dairy	226493	04476038	094.09.2023	60-000-000-14-1414-000C	17.00
Inv# 04477081 Produce	226613	04477081	102.10.2023	60-000-000-14-1413-000C	528.55
Inv# 04477081 Dairy	226613	04477081	102.10.2023	60-000-000-14-1414-000C	662.73
Inv# 04478152 Dairy	226613	04478152	102.10.2023	60-000-000-14-1414-000C	714.57
Inv# 04478152 General Grocery	226613	04478152	102.10.2023	60-000-000-14-1415-000C	95.60
Inv# 04478152 Produce	226613	04478152	102.10.2023	60-000-000-14-1413-000C	547.35
Inv# 04479562 Dairy	226613	04479562	102.10.2023	60-000-000-14-1414-000C	708.44
Inv# 04479562 Produce	226613	04479562	102.10.2023	60-000-000-14-1413-000C	632.20
Inv# 04480872 Produce	226613	04480872	102.10.2023	60-000-000-14-1413-000C	444.75
Inv# 04480872 Dairy	226613	04480872	102.10.2023	60-000-000-14-1414-000C	188.61
Inv# 04481185 Produce	226613	04481185	102.10.2023	60-000-000-14-1413-000C	23.50
Inv# 04481985 Produce	226613	04481985	102.10.2023	60-000-000-14-1413-000C	743.75
Inv# 04481985 Dairy	226613	04481985	102.10.2023	60-000-000-14-1414-000C	371.34
Inv# 04482766 Dairy	226613	04482766	102.10.2023	60-000-000-14-1414-000C	163.55
Inv# 04482766 Produce	226613	04482766	102.10.2023	60-000-000-14-1413-000C	943.10
Inv# 04482766 General Grocery	226613	04482766	102.10.2023	60-000-000-14-1415-000C	57.70
Inv# 04484148 Dairy	226613	04484148	102.10.2023	60-000-000-14-1414-000C	265.30
Inv# 04484148 Produce	226613	04484148	102.10.2023	60-000-000-14-1413-000C	589.40
Inv# 04485139 Produce	226613	04485139	102.10.2023	60-000-000-14-1413-000C	335.55
Inv# 04485139 Dairy	226613	04485139	102.10.2023	60-000-000-14-1414-000C	76.90
Inv# 04486044 Dairy	226613	04486044	102.10.2023	60-000-000-14-1414-000C	195.80
Inv# 04486044 General Grocery	226613	04486044	102.10.2023	60-000-000-14-1415-000C	57.70
Inv# 04486044 Produce	226613	04486044	102.10.2023	60-000-000-14-1413-000C	57.00
Inv# 04486936 Produce	226613	04486936	102.10.2023	60-000-000-14-1413-000C	315.45
Inv# 04486936 General Grocery	226613	04486936	102.10.2023	60-000-000-14-1415-000C	30.80
Inv# 04486936 Dairy	226613	04486936	102.10.2023	60-000-000-14-1414-000C	207.37
Inv# 04487868 Dairy	226613	04487868	102.10.2023	60-000-000-14-1414-000C	151.77
Inv# 04487868 Produce	226613	04487868	102.10.2023	60-000-000-14-1413-000C	596.15
Vendor Total:					27,895.75
04888                      Fecce Oil Company					
629 Gallons of Regular Gasoline	226332	4001712	092.09.2023	60-601-000-53-5348-000C	2,110.58
90 Gallons of Diesel Fuel	226332	4004816	092.09.2023	60-601-000-53-5348-000C	275.22
600 Gallons of Regular Gasoline	226332	4004817	092.09.2023	60-601-000-53-5348-000C	2,134.47
551 Gallons of Regular Gasoline	226332	4007746	092.09.2023	60-601-000-53-5348-000C	1,849.95
626 Gallons of Regular Gasoline	226538	4010260	101.10.2023	60-601-000-53-5348-000C	2,027.27
700 Gallons of Regular Gasoline	226538	4014570	101.10.2023	60-601-000-53-5348-000C	2,215.11

**Fund**                      **Description**  
**Vendor No**              **Vendor Name**

Line Item Description	Check No	Invoice Number	Batch Number	GL Account Number	Amount
Vendor Total:					10,612.60
05138                      Wyatts CO2 & Beer Line Cleaning					
Inv# 32236 Nitro Tanks	226384	32236	092.09.2023	60-612-902-53-5388-000C	150.00
Vendor Total:					150.00
05328                      Pendleton Turf Supply Inc					
Paclobutroazole Chemical Bid Pricing	226362	7402	092.09.2023	60-601-000-53-5335-000C	1,008.10
Vendor Total:					1,008.10
05540                      Performance Chemical & Supply					
Arrowhead Gloves and Cleaning Supplies	226364	293503	092.09.2023	60-000-000-53-5316-000C	2,062.98
Vendor Total:					2,062.98
05995                      Showalter Roofing Service Inc					
Arrowhead Roof Repair	226643	45063	102.10.2023	60-000-000-54-5441-000C	618.00
Vendor Total:					618.00
06027                      DeEtta's Bakery Inc					
Inv# 4540 Event Desserts	226323	4540	092.09.2023	60-612-901-52-5292-000C	780.00
Inv# 4554 Event Desserts	226409	4554	093.09.2023	60-612-901-52-5292-000C	200.00
Inv# 4572 Event Desserts	226409	4572	093.09.2023	60-612-901-52-5292-000C	142.00
Inv# 4590 Event Desserts	226409	4590	093.09.2023	60-612-901-52-5292-000C	410.00
Inv# 4603 Event Desserts	226409	4603	093.09.2023	60-612-901-52-5292-000C	267.20
Inv# 4609 Event Dessert	226484	4609	094.09.2023	60-612-901-52-5292-000C	545.00
Inv# 4621 Event Dessert	226484	4621	094.09.2023	60-612-901-52-5292-000C	410.00
Inv# 4630 Event Dessert	226484	4630	094.09.2023	60-612-901-52-5292-000C	425.00
Inv# 4637 Event Desserts	226602	4637	102.10.2023	60-612-901-52-5292-000C	470.00
Inv# 4650 Event Desserts	226602	4650	102.10.2023	60-612-901-52-5292-000C	918.75
Inv# 4665 Event Desserts	226602	4665	102.10.2023	60-612-901-52-5292-000C	530.00
Inv# 4675 Event Desserts	226602	4675	102.10.2023	60-612-901-52-5292-000C	356.16
Vendor Total:					5,454.11
06228                      Voyant Communications					
Banquet 100123-103123	226654	0030832231001	102.10.2023	60-612-901-52-5262-000C	218.51
Golf Admin 100123-103123	226654	0030832231001	102.10.2023	60-000-000-52-5262-000C	21.20
Ski 100123-103123	226654	0030832231001	102.10.2023	60-613-000-52-5262-000C	19.57
Restaurant 100123-103123	226654	0030832231001	102.10.2023	60-612-902-52-5262-000C	208.72
Golf 100123-103123	226654	0030832231001	102.10.2023	60-611-000-52-5262-000C	195.68
Marketing 100123-103123	226654	0030832231001	102.10.2023	60-000-415-52-5262-000C	94.58
Golf Maintenance 100123-103123	226654	0030832231001	102.10.2023	60-601-000-52-5262-000C	61.96
Vendor Total:					820.22
06250                      LRS Holdings LLC					
AGC Clubhouse 100123-103123	226554	47783.1 AGC_1023	101.10.2023	60-000-000-52-5263-000C	260.00
Vendor Total:					260.00
06308                      Westlake Hardware Inc					
Hose Reel/Tape Measure	226578	12610468	101.10.2023	60-601-000-53-5342-000C	54.97
Range Supplies	226578	12610491	101.10.2023	60-611-912-53-5342-000C	31.88
Inv# 12610501	226578	12610501	101.10.2023	60-601-000-53-5315-000C	60.97
Inv# 12610518	226578	12610518	101.10.2023	60-601-000-53-5315-000C	21.10
Vendor Total:					168.92
06426                      Ecolab Food Safety Specialties					
Inv# 6269788279 Restaurant Supplies	226328	6269788279	092.09.2023	60-612-902-53-5388-000C	85.26

**Fund**                      **Description**  
**Vendor No**              **Vendor Name**

Line Item Description	Check No	Invoice Number	Batch Number	GL Account Number	Amount
Inv# 6271662683 Restaurant Supplies	226328	6271662683	092.09.2023	60-612-902-53-5388-000C	282.45
Vendor Total:					367.71
06434                      Concentric Ventures Incorporated					
Inv# 10770 August Liquor Consultant	226403	10770	093.09.2023	60-612-000-52-5210-000C	1,500.00
Vendor Total:					1,500.00
06528                      Swannies Golf Apparel Co					
Mens Clothing Line	226574	35284	101.10.2023	60-000-000-14-1431-000C	627.82
Vendor Total:					627.82
06542                      Peerless Network Inc					
AGC 091523-101423	226434	66174_1023	093.09.2023	60-000-000-52-5262-000C	109.17
Vendor Total:					109.17
06626                      Cozzini Bros, Inc.					
Inv# C13868119 Cutlery Service	226319	C13868119	092.09.2023	60-612-000-52-5210-000C	45.00
Inv# C13962259 Cutlery Service	226408	C13962259	093.09.2023	60-612-000-52-5210-000C	45.00
Inv# C14057189 Cutlery Service	226600	C14057189	102.10.2023	60-612-000-52-5210-000C	45.00
Vendor Total:					135.00
06640                      Yamaha Motor Finance Corporation U.S.A.					
GPS Lease October 2023	226460	821107	093.09.2023	60-611-000-52-5211-0000	3,080.00
Vendor Total:					3,080.00
06670                      Brinks Incorporated					
09/2023 Armored Services for AGC	226310	12381775	092.09.2023	60-000-000-52-5214-000C	144.14
Vendor Total:					144.14
06674                      Lingo Communications LLC					
AGC Golf 090423-100323	226353	33550160	092.09.2023	60-611-000-52-5262-0000	190.41
AGC Banquets 090423-100323	226353	33550160	092.09.2023	60-612-901-52-5262-000C	190.41
AGC Restaurant 090423-100323	226353	33550160	092.09.2023	60-612-902-52-5262-000C	196.18
AGC Golf 100423-110323	226625	33593982	102.10.2023	60-611-000-52-5262-0000	190.51
AGC Restaurant 100423-110323	226625	33593982	102.10.2023	60-612-902-52-5262-000C	196.29
AGC Banquets 100423-110323	226625	33593982	102.10.2023	60-612-901-52-5262-000C	190.51
Vendor Total:					1,154.31
06687                      Van-Lang Enterprises					
Inv# 112301 General Grocery	226378	112301	092.09.2023	60-000-000-14-1415-000C	546.00
Inv# 112344 General Grocery	226378	112344	092.09.2023	60-000-000-14-1415-000C	512.00
Inv# 112345 General Grocery	226378	112345	092.09.2023	60-000-000-14-1415-000C	694.00
Inv# 112433 General Grocery	226378	112433	092.09.2023	60-000-000-14-1415-000C	312.00
Inv# 112479 General Grocery	226378	112479	092.09.2023	60-000-000-14-1415-000C	274.00
Inv# 112549 General Grocery	226453	112549	093.09.2023	60-000-000-14-1415-000C	372.00
Inv# 112621 General Grocery	226522	112621	094.09.2023	60-000-000-14-1415-000C	1,002.00
Inv# 112941 General Grocery	226653	112941	102.10.2023	60-000-000-14-1415-000C	372.00
Inv# 112973 General Grocery	226653	112973	102.10.2023	60-000-000-14-1415-000C	1,170.00
Inv# 112985 General Grocery	226653	112985	102.10.2023	60-000-000-14-1415-000C	1,092.00
Vendor Total:					6,346.00
06696                      Pro Staffing Inc.					
Inv# 8928 Temp Staff for F&B	226367	8928	092.09.2023	60-612-000-52-5210-000C	1,269.84
Inv# 8956 Temp Staff for F&B	226437	8956	093.09.2023	60-612-000-52-5210-000C	143.00
Inv# 9027 Temp Staff for F&B	226639	9027	102.10.2023	60-612-000-52-5210-000C	560.56

Fund	Description	Vendor No	Vendor Name	Line Item Description	Check No	Invoice Number	Batch Number	GL Account Number	Amount
Vendor Total:									1,973.40
06766	M&M Event Planners Inc.								
Inv# 4840	Event Linen	226500	4840	094.09.2023	60-612-901-52-5292-000C				85.50
Vendor Total:									85.50
06805	A Posh Production								
Inv# 213386	Event Drapes	226462	213386	094.09.2023	60-612-901-52-5292-000C				610.00
Inv# 213481	Event Drapes	226462	213481	094.09.2023	60-612-901-52-5292-000C				610.00
Vendor Total:									1,220.00
06900	Two Brothers Coffee Roasters								
Inv# 26834	Non-Alcoholic Beverages	226452	26834	093.09.2023	60-000-000-14-1416-000C				515.02
Vendor Total:									515.02
06940	Advocate Health and Hospitals Corporation								
Back Evaluations		226464	848614	094.09.2023	60-418-902-52-5208-000C				310.00
Vendor Total:									310.00
06957	Fairhaven Wealth Management, LLC								
Management Outing Deposit Refund Ref# 4132	226489	091923	094.09.2023	60-000-000-25-2546-000C					2,000.00
Refund of Overpaid Deposits for Golf Outing on 226608		092623	102.10.2023	60-000-000-25-2546-000C					7,308.92
Vendor Total:									9,308.92
06960	Campagna-Turano Bakery Inc.								
Inv# 118013307	General Grocery	226314	118013307	092.09.2023	60-000-000-14-1415-000C				518.30
Inv# 118013338	General Grocery	226314	118013338	092.09.2023	60-000-000-14-1415-000C				278.86
Inv# 118013403	General Grocery	226314	118013403	092.09.2023	60-000-000-14-1415-000C				275.46
Inv# 118013443	General Grocery	226314	118013443	092.09.2023	60-000-000-14-1415-000C				58.77
Inv# 118013480	General Grocery	226314	118013480	092.09.2023	60-000-000-14-1415-000C				276.87
Inv# 118013509	General Grocery	226397	118013509	093.09.2023	60-000-000-14-1415-000C				299.00
Inv# 118013551	General Grocery	226397	118013551	093.09.2023	60-000-000-14-1415-000C				139.73
Inv# 118013607	General Grocery	226397	118013607	093.09.2023	60-000-000-14-1415-000C				266.11
Inv# 118013644	General Grocery	226397	118013644	093.09.2023	60-000-000-14-1415-000C				49.20
Inv# 118013675	General Grocery	226397	118013675	093.09.2023	60-000-000-14-1415-000C				304.64
Inv# 118013772	General Grocery	226397	118013772	093.09.2023	60-000-000-14-1415-000C				303.06
Inv# 118013806	General Grocery	226397	118013806	093.09.2023	60-000-000-14-1415-000C				63.30
Inv# 118013845	General Grocery	226397	118013845	093.09.2023	60-000-000-14-1415-000C				504.92
Inv# 118013877	General Grocery	226474	118013877	094.09.2023	60-000-000-14-1415-000C				401.56
Inv# 118013908	General Grocery	226474	118013908	094.09.2023	60-000-000-14-1415-000C				237.82
Inv# 118013966	General Grocery	226474	118013966	094.09.2023	60-000-000-14-1415-000C				59.42
Inv# 118014000	General Grocery	226474	118014000	094.09.2023	60-000-000-14-1415-000C				181.58
Inv# 118014035	General Grocery	226474	118014035	094.09.2023	60-000-000-14-1415-000C				238.03
Inv# 118014066	General Grocery	226594	118014066	102.10.2023	60-000-000-14-1415-000C				192.96
Inv# 118014101	General Grocery	226594	118014101	102.10.2023	60-000-000-14-1415-000C				335.70
Inv# 118014165	General Grocery	226594	118014165	102.10.2023	60-000-000-14-1415-000C				102.88
Inv# 118014201	General Grocery	226594	118014201	102.10.2023	60-000-000-14-1415-000C				94.44
Inv# 118014237	General Grocery	226594	118014237	102.10.2023	60-000-000-14-1415-000C				300.12
Inv# 118014267	General Grocery	226594	118014267	102.10.2023	60-000-000-14-1415-000C				367.97
Inv# 118014306	General Grocery	226594	118014306	102.10.2023	60-000-000-14-1415-000C				160.65
Inv# 118014370	General Grocery	226594	118014370	102.10.2023	60-000-000-14-1415-000C				98.72
Inv# 118014405	General Grocery	226594	118014405	102.10.2023	60-000-000-14-1415-000C				49.69
Inv# 118014442	General Grocery	226594	118014442	102.10.2023	60-000-000-14-1415-000C				214.70
Vendor Total:									6,374.46
06973	Revels Turf and Tractor, LLC								
Inv# 276499		226439	276499	093.09.2023	60-601-000-53-5315-000C				531.31

Fund	Description					
Vendor No	Vendor Name					
Line Item Description	Check No	Invoice Number	Batch Number	GL Account Number	Amount	
Vendor Total:						531.31
07021 SavATree, LLC						
Removal of Storm Damage & Dead Trees on Co	226443	12807876	093.09.2023	60-601-000-54-5419-000C		4,365.00
Vendor Total:						4,365.00
07053 Amperage Electrical Supply, Inc.						
Halogen Bulbs	226389	1446793-IN	093.09.2023	60-000-000-53-5312-000C		180.00
Lights	226389	1446831-IN	093.09.2023	60-000-000-53-5312-000C		71.75
Vendor Total:						251.75
07083 BoardTronics						
Communication Board for LTC Sattelite	226309	8952653	092.09.2023	60-601-000-53-5343-000C		254.50
Surge Boards for LTC Sattelites	226395	8952709	093.09.2023	60-601-000-53-5343-000C		395.50
Vendor Total:						650.00
07158 Dreyer Clinic, Inc.						
Back Evaluations	226485	849414	094.09.2023	60-418-912-52-5208-000C		66.00
Back Evaluations	226485	849414	094.09.2023	60-418-901-52-5208-000C		66.00
Vendor Total:						132.00
07159 Xerox Corporation						
AGC Clubhouse 090723-100623	226527	0100160004001_102	094.09.2023	60-000-000-52-5211-0000		523.50
Vendor Total:						523.50
07188 L&FF LLC						
Inv# 1425 General Grocery	226622	1425	102.10.2023	60-000-000-14-1415-000C		135.00
Inv# 1435 General Grocery	226622	1435	102.10.2023	60-000-000-14-1415-000C		118.80
Inv# 1436 General Grocery	226622	1436	102.10.2023	60-000-000-14-1415-000C		180.00
Vendor Total:						433.80
07199 Branded Bills LLC						
Can Head Team Hats	226472	INV0277110	094.09.2023	60-000-000-14-1431-000C		515.44
Vendor Total:						515.44
07239 Hurley, Peter G.						
Mileage Reimbursement for August 2023	226344	083123	092.09.2023	60-000-000-54-5422-000C		84.50
Mileage Reimbursement September 2023	226548	092823	101.10.2023	60-000-000-54-5422-000C		46.83
Vendor Total:						131.33
07280 Simplot AB Retail Inc.						
Cutless MEC Chemical Bid Pricing	226645	238002025	102.10.2023	60-601-000-53-5335-000C		1,248.80
Millennium Ultra II	226645	238002096	102.10.2023	60-601-000-53-5335-000C		932.00
AMS Fertilizer	226645	238002097	102.10.2023	60-601-000-53-5335-000C		150.00
Vendor Total:						2,330.80
07317 Gator Chef Inc						
Inv# 3-107575 Food Processor Blade	226612	3-107575	102.10.2023	60-612-902-53-5306-000C		1,338.00
Automatic Food Slicer	226540	3-703999-01	101.10.2023	60-612-902-53-5306-000C		5,052.60
Vendor Total:						6,390.60
Fund Total:						288,737.55
70 Information Technology						
05743 Advanced Intelligence Engineering						
Monthly Support September 2023	226299	13453	092.09.2023	70-000-000-52-5240-000C		20,648.40

Fund Description

Vendor No Vendor Name

Line Item Description	Check No	Invoice Number	Batch Number	GL Account Number	Amount
Replacement Surface Docking Station for Financ	226386	13495	093.09.2023	70-000-000-53-5305-000C	197.80
Spring 2023 Workstation Replacements	226463	13499	094.09.2023	70-000-000-52-5240-000C	3,250.00
Monitor Cables	226530	13509	101.10.2023	70-000-000-53-5305-000C	28.80
Monthly Support October 2023	226530	13512	101.10.2023	70-000-000-52-5240-000C	20,648.40
Vendor Total:					44,773.40
06228 Voyant Communications					
IS&T 100123-103123	226654	0030832231001	102.10.2023	70-000-000-52-5262-000C	19.57
Vendor Total:					19.57
Fund Total:					44,792.97
75 Health Insurance					
00270 Flexible Benefit Service Corp.					
Flex/Cobra Admin Fees - August 2023	226418	FBS-684252	093.09.2023	75-000-000-52-5274-000C	60.00
Vendor Total:					60.00
06726 Dearborn Life Insurance Company					
WDSRA% Insurance October 2023	226535	F024990-1 1023	101.10.2023	75-000-000-12-1222-000C	12.92
Cobra Insurance October 2023	226535	F024990-1 1023	101.10.2023	75-000-000-12-1223-000C	14.20
Retiree Vision Insurance October 2023	226535	F024990-1 1023	101.10.2023	75-000-000-21-2137-000C	38.64
Group Term Life Insurance October 2023	226535	F024990-1 1023	101.10.2023	75-000-000-52-5230-000C	2,230.70
Vision Insurance October 2023	226535	F024990-1 1023	101.10.2023	75-000-000-52-5231-000C	1,228.15
Foundation% Insurance October 2023	226535	F024990-1 1023	101.10.2023	75-000-000-12-1221-000C	6.48
EAP for October F024990-2	226535	F024990-2 1023	101.10.2023	75-000-000-52-5231-000C	624.64
Vendor Total:					4,155.73
Fund Total:					4,215.73
Report Total:					1,381,695.99



# Accounts Payable

## Checks Approval Document

User: rtucker  
Printed: 10/18/2023 - 10:15 AM




Wheaton Park District


Board of Commissioners Report From the Period Beginning September 13, 2023 and Ending October 17, 2023.

Fund	Description	Amount
10	General	108,720.83
20	Recreation	48,542.70
22	Cosley Zoo	12,703.14
23	Liability	23.45
26	IMRF	33,437.90
40	Capital Projects	20,866.05
60	Golf Fund	98,911.72
70	Information Technology	21,900.40
75	Health Insurance	152,489.66
Report Total:		497,595.85

To the Board of Commissioners

The payment of the above listed accounts has been accepted by the Park District Board of Commissioners at their meeting held on October 25, 2023.

  
(Treasurer)

  
(Secretary)

# Accounts Payable

## Checks Approval List

User: rtucker  
Printed: 10/18/2023 - 10:27 AM



Wheaton Park District

Board of Commissioners Report From the Period Beginning September 13, 2023 and Ending October 17, 2023

Fund Description  
Vendor No Vendor Name

Line Item Description	Check No	Invoice Number	Batch Number	GL Account Number	Amount
10 General					
00309 Ortiz, Gabriel					
Entertainment 09/30/23 for Light the Torch	167400	093023	164.09.2023	10-000-416-52-5241-191C	600.00
Vendor Total:					600.00
00465 I.M.R.F.					
08/2023 IMRF	0	083123	141.09.2023	10-000-000-21-2123-000C	12,764.80
08/2023 IMRF	0	083123	141.09.2023	10-000-000-21-2124-000C	32,853.83
Vendor Total:					45,618.63
00766 Pre-Paid Legal Service Inc					
09/2023 Pre-Paid Legal	0	093023	141.09.2023	10-000-000-21-2127-000C	322.01
Vendor Total:					322.01
01091 Aflac					
September 2023 Aflac	0	422152	141.09.2023	10-000-000-21-2131-000C	263.06
September 2023 Aflac	0	422152	141.09.2023	10-000-000-21-2132-000C	151.56
Vendor Total:					414.62
02412 Milton Township					
CERT Donation Letter - Summer Entertainment	167383	090923	162.09.2023	10-000-416-52-5241-190C	500.00
CERT Donation Letter-Light the Torch 2023	167411	093023	161.10.2023	10-000-416-52-5241-191C	500.00
Vendor Total:					1,000.00
03829 Texas Life Insurance Company					
Texas Life Insurance September 2023	0	SB08FS202309130	141.09.2023	10-000-000-21-2130-000C	186.04
Vendor Total:					186.04
04121 UMB Bank N.A.					
IGFOA Annual Conference	0	0082_2308130000	171.09.2023	10-419-000-54-5432-000C	375.00
WSJ Subscription for September 2023	0	0082_2308220000	171.09.2023	10-419-000-54-5425-000C	38.99
Sign Shop Supplies	0	0118_2308150000	171.09.2023	10-101-000-53-5314-000C	985.79
Event Concessions Capri Pizza	0	0134_2308260000	171.09.2023	10-000-416-53-5346-1907	219.95
Event Concessions Capri Pizza	0	0134_2308260000	171.09.2023	10-000-416-53-5346-1907	176.92
Postage for Store Sale	0	0140_2308110000	171.09.2023	10-430-000-53-5304-000C	4.67
Lunch Meeting to Discuss Program	0	0140_2308240000	171.09.2023	10-430-000-54-5432-000C	28.00
Toilet Seat	0	0182_2308060000	171.09.2023	10-101-000-53-5311-0000	61.20
Safety City Repairs	0	0182_2308100000	171.09.2023	10-101-000-53-5314-000C	38.34
Rathje Paint Trim	0	0182_2308110000	171.09.2023	10-101-000-53-5347-000C	40.81
Shelf	0	0182_2308140000	171.09.2023	10-101-856-53-5314-000C	151.66
Cleaning Supplies	0	0314_2308040000	171.09.2023	10-101-000-53-5316-000C	28.44
Refund for Damaged Tent	0	0314_2308100000	171.09.2023	10-101-000-53-5314-000C	-149.71
Office Supplies	0	0314_2308110000	171.09.2023	10-101-000-53-5302-000C	61.93
Office Supplies	0	0314_2308110000	171.09.2023	10-101-000-53-5302-000C	15.67
Office Supplies	0	0314_2308230000	171.09.2023	10-101-000-53-5302-000C	65.95
Double Sided Tape	0	0314_2308230000	171.09.2023	10-101-000-53-5302-000C	4.99
Graf Park	0	0314_2308230000	171.09.2023	10-101-000-53-5347-000C	296.25
Masks	0	0314_2308240000	171.09.2023	10-101-000-53-5303-000C	42.81

**Fund**                      **Description**  
**Vendor No**            **Vendor Name**

Line Item Description	Check No	Invoice Number	Batch Number	GL Account Number	Amount
Office Supplies	0	0314_2308240000	171.09.2023	10-101-000-53-5302-000C	26.08
Monitor	0	0314_2308260000	171.09.2023	10-101-000-53-5313-000C	219.00
HDMI Cord for Monitor	0	0314_2308270000	171.09.2023	10-101-000-53-5313-000C	19.59
Dog Waste Bags	0	0314_2308290000	171.09.2023	10-101-000-53-5331-000C	2,278.64
Office Supplies	0	0314_2308310000	171.09.2023	10-101-000-53-5302-000C	48.80
GFOA Capital Assets Publication	0	0686_2308040000	171.09.2023	10-419-000-54-5425-000C	78.02
IGFOA 2023 Conference	0	0686_2308090000	171.09.2023	10-419-000-54-5432-000C	375.00
Keurig Green Mountain Pods	0	0736_2308230000	171.09.2023	10-000-856-53-5302-000C	63.97
IGFOA 2023 Conference	0	0793_2308090000	171.09.2023	10-419-000-54-5432-000C	375.00
Stock Parts	0	0827_2308080000	171.09.2023	10-101-000-53-5315-000C	170.98
Stock Parts	0	0827_2308110000	171.09.2023	10-101-000-53-5315-000C	25.00
Cleaning Solution	0	0827_2308180000	171.09.2023	10-101-000-53-5316-000C	123.00
Light Bulbs for Central Pickleball Court	0	0827_2308210000	171.09.2023	10-101-000-53-5312-000C	498.40
Machinery Supplies	0	0827_2308230000	171.09.2023	10-101-000-53-5315-000C	209.63
Stock Supplies	0	0827_2308290000	171.09.2023	10-101-000-53-5315-000C	165.98
Zoo Gator Canopy	0	0827_2308300000	171.09.2023	10-101-000-53-5306-000C	799.00
IGFOA Payroll Seminar	0	0835_2308170000	171.09.2023	10-419-000-54-5432-000C	200.00
Cleaning Supplies	0	0850_2308020000	171.09.2023	10-101-856-53-5316-000C	104.00
Custodial Supplies	0	0850_2308040000	171.09.2023	10-101-856-53-5316-000C	645.43
Custodial Supplies	0	0850_2308240000	171.09.2023	10-101-856-53-5316-000C	37.26
Brew Fest 2023 Ad	0	0876_2308010000	171.09.2023	10-000-416-52-5241-1903	5.00
Brew Fest 2023 Volunteer Snacks	0	0876_2308020000	171.09.2023	10-000-416-53-5346-1903	109.53
Brew Fest Supplies	0	0876_2308030000	171.09.2023	10-000-416-53-5346-1903	22.50
Brew Fest Supplies	0	0876_2308030000	171.09.2023	10-000-416-53-5346-1903	17.97
Brew Fest 2023 Pizza	0	0876_2308040000	171.09.2023	10-000-416-53-5346-1903	506.40
Brew Fest 2023 Ads	0	0876_2308160000	171.09.2023	10-000-416-52-5241-1906	50.00
Brew Fest 2023 Ads	0	0876_2308160000	171.09.2023	10-000-416-52-5241-1903	45.91
SES 2023 Supplies	0	0876_2308220000	171.09.2023	10-000-416-53-5346-1906	72.97
Shakespeare 2023 Supplies	0	0876_2308220000	171.09.2023	10-000-416-53-5346-1907	363.97
SES 2023 Supplies	0	0876_2308220000	171.09.2023	10-000-416-53-5346-1906	174.42
Light the Torch 2023 Ads	0	0876_2308280000	171.09.2023	10-000-416-52-5241-191C	125.00
Refund for Supplies	0	0876_2308290000	171.09.2023	10-000-416-53-5346-1907	-121.12
Plastic Covering for Construction	0	0884_2308010000	171.09.2023	10-430-000-53-5302-000C	156.34
Exhibit Gloves	0	0884_2308020000	171.09.2023	10-430-000-53-5302-1107	39.96
Archival Tissue Paper	0	0884_2308110000	171.09.2023	10-430-000-53-5302-1107	100.76
Basset Training	0	0884_2308140000	171.09.2023	10-430-000-54-5432-000C	14.75
Exhibit Supplies	0	0884_2308140000	171.09.2023	10-430-000-53-5302-1107	41.98
Parking for Training	0	0884_2308240000	171.09.2023	10-430-000-54-5432-000C	9.00
Google Drive Monthly Storage	0	0959_2308020000	171.09.2023	10-000-415-54-5425-000C	9.99
Plastic Bins from Target	0	0959_2308170000	171.09.2023	10-000-415-53-5302-000C	33.24
Wp Engine 08/25/23-09/24/23	0	0959_2308250000	171.09.2023	10-000-415-54-5425-000C	290.00
Food for Summer Entertainment Series 2023	0	3761_2308110000	171.09.2023	10-000-416-53-5346-1906	196.54
Food for Summer Entertainment Series 2023	0	3761_2308120000	171.09.2023	10-000-416-53-5346-1906	186.98
Executive Assistant IPRA SIG Group Meeting	0	4600_2308010000	171.09.2023	10-000-000-54-5438-000C	5.97
Commissioner Family Member Funeral Flowers	0	4600_2308060000	171.09.2023	10-000-000-54-5401-000C	79.92
B.R. Ryall Ymca Golf Outing Foursome	0	4600_2308080000	171.09.2023	10-000-000-54-5438-000C	345.42
Wheaton Lions Hole Sponsorship	0	4600_2308100000	171.09.2023	10-000-000-54-5438-000C	333.33
Lions Club 2 Foursomes	0	4600_2308100000	171.09.2023	10-000-000-54-5438-000C	733.33
Wheaton Prayer Breakfast Sponsorship/Table	0	4600_2308180000	171.09.2023	10-000-000-54-5438-000C	107.32
NRPA Commissioner Conference Registration	0	4600_2308220000	171.09.2023	10-000-000-54-5401-000C	215.00
NRPA Marketing Director Airfare	0	4600_2308220000	171.09.2023	10-000-415-54-5432-000C	367.96
NRPA Ex Asst Airfare	0	4600_2308220000	171.09.2023	10-000-000-54-5432-000C	122.65
NRPA Commissioner Airfare	0	4600_2308220000	171.09.2023	10-000-000-54-5401-000C	116.65
NRPA Ex Director Airfare	0	4600_2308220000	171.09.2023	10-000-000-54-5432-000C	122.65
Wasp Spray	0	8372_2308300000	171.09.2023	10-101-000-53-5303-000C	94.20
Tools	0	8372_2308300000	171.09.2023	10-101-000-53-5345-000C	65.98
Supplies	0	8372_2308300000	171.09.2023	10-101-000-53-5302-000C	9.98
Museum	0	9193_2308010000	171.09.2023	10-101-854-53-5314-000C	84.88

**Fund Description**  
**Vendor No Vendor Name**

Line Item Description	Check No	Invoice Number	Batch Number	GL Account Number	Amount
Museum	0	9193_2308010000	171.09.2023	10-101-854-53-5314-000C	35.91
Plumbing Fittings	0	9193_2308040000	171.09.2023	10-101-000-53-5311-0000	17.97
Brewfest Electrical Supply	0	9193_2308050000	171.09.2023	10-000-416-53-5346-1903	29.93
Supplies	0	9193_2308210000	171.09.2023	10-101-000-53-5334-000C	287.69
Values Seasonal Staff Awards Food Truck	0	9243_2308030000	171.09.2023	10-000-000-53-5302-000C	472.50
Values Seasonal Staff Awards Food Truck	0	9243_2308040000	171.09.2023	10-000-000-53-5302-000C	780.00
Values Seasonal Staff Awards Food Truck	0	9243_2308100000	171.09.2023	10-000-000-53-5302-000C	132.00
Tax Refund for Derby Supplies	0	9243_2308290000	171.09.2023	10-000-000-53-5302-000C	-7.55
Monthly Podcast Subscription	0	9342_2308100000	171.09.2023	10-000-415-54-5425-000C	16.00
Medals and Ribbons	0	9342_2308250000	171.09.2023	10-000-416-53-5346-191C	1,650.00
Vendor Total:					17,622.22
04221 Plug & Pay Technologies					
08/23 Plug N Pay Gateway Fees	0	083123	141.09.2023	10-000-000-52-5239-000C	15.00
08/23 Plug N Pay Gateway Fees	0	083123	141.09.2023	10-000-416-52-5239-190C	15.00
08/23 Plug N Pay Gateway Fees	0	083123	141.09.2023	10-101-000-52-5239-000C	15.00
Vendor Total:					45.00
04287 Global Payments Inc					
08/23 Merchant CC Processing Fees	0	083123	141.09.2023	10-000-000-52-5239-000C	44.27
08/23 Merchant CC Processing Fees	0	083123	141.09.2023	10-000-000-12-1226-000C	463.99
08/23 Merchant CC Processing Fees	0	083123	141.09.2023	10-000-416-52-5239-190C	674.85
08/23 Merchant CC Processing Fees	0	083123	141.09.2023	10-101-000-52-5239-000C	70.85
Vendor Total:					1,253.96
06279 Paylocity Corporation					
09/08/2023 Payroll Processing	0	112019521	141.09.2023	10-000-000-52-5211-0000	201.36
09/22/2023 Payroll Processing	0	112043522	141.09.2023	10-000-000-52-5211-0000	876.21
Vendor Total:					1,077.57
06874 Standard Retirement Services Inc.					
09/08/2023 Deferred Comp	0	090823	141.09.2023	10-000-000-21-2126-000C	4,368.85
09/08/2023 Deferred Comp	0	090823	141.09.2023	10-000-000-21-2135-000C	470.96
09/22/2023 Deferred Comp	0	092223	141.09.2023	10-000-000-21-2126-000C	4,394.14
09/22/2023 Deferred Comp	0	092223	141.09.2023	10-000-000-21-2135-000C	496.12
Vendor Total:					9,730.07
06943 Martha Hernandez for Petty Cash					
Petty Cash for Light the Torch Run	167392	092723	163.09.2023	10-000-000-10-1011-0000	600.00
Vendor Total:					600.00
07353 Alzheimer's Disease & Related Disorders Assoc. Inc					
Alzheimer's Association Fundraiser - SES 2023	167406	092723	161.10.2023	10-000-416-54-5411-1906	30,250.71
Vendor Total:					30,250.71
Fund Total:					108,720.83
20 Recreation					
04121 UMB Bank N.A.					
Quickscores BBSB	0	0074_2308160000	171.09.2023	20-221-223-52-5210-4211	56.00
Quickscores	0	0074_2308300000	171.09.2023	20-221-223-52-5210-4211	322.00
Staff Morning Training	0	0134_2308190000	171.09.2023	20-000-205-54-5432-000C	34.60
Wings Outdoor Soccer	0	0134_2308230000	171.09.2023	20-220-204-52-5280-4457	924.09
Sign Up Genius	0	0134_2308270000	171.09.2023	20-350-302-52-5211-0000	9.99
DirecTv 082823-092723	0	0134_2308300000	171.09.2023	20-350-302-52-5211-0000	224.99
Floor Strip	0	0182_2308060000	171.09.2023	20-101-000-53-5313-000C	67.98
Electrical Supplies	0	0182_2308160000	171.09.2023	20-101-220-53-5312-000C	10.01

**Fund**                      **Description**  
**Vendor No**            **Vendor Name**

Line Item Description	Check No	Invoice Number	Batch Number	GL Account Number	Amount
CAC Keys	0	0182_2308210000	171.09.2023	20-220-225-53-5302-000C	39.98
Animal Care Supplies	0	0207_2308170000	171.09.2023	20-220-112-53-5301-6610	31.96
Animal Care Supplies	0	0207_2308170000	171.09.2023	20-220-112-53-5301-6610	9.91
Animal Care Supplies	0	0207_2308220000	171.09.2023	20-220-112-53-5301-6610	14.00
Office Supplies	0	0207_2308220000	171.09.2023	20-000-112-53-5302-0000	82.43
Cleaning Solution	0	0348_2308020000	171.09.2023	20-101-220-53-5316-000C	57.99
Cleaning Supplies	0	0348_2308090000	171.09.2023	20-101-220-53-5316-000C	37.60
Cleaning Supplies	0	0348_2308120000	171.09.2023	20-101-220-53-5316-000C	9.40
Eye Wash	0	0348_2308160000	171.09.2023	20-224-220-53-5303-000C	71.09
Staff Appreciation Candy	0	0355_2308030000	171.09.2023	20-000-112-53-5302-0000	4.88
Camp Cookout Food	0	0355_2308030000	171.09.2023	20-220-112-53-5301-6628	42.85
Supplies for Programs	0	0355_2308110000	171.09.2023	20-220-112-53-5301-6610	25.94
Around the Pond Book	0	0355_2308140000	171.09.2023	20-220-112-53-5301-6612	7.22
A Log's Life Book	0	0355_2308160000	171.09.2023	20-220-112-53-5301-6612	14.98
Crickets and Mealworms	0	0355_2308170000	171.09.2023	20-220-112-53-5301-6610	8.54
Bingo Markers	0	0355_2308200000	171.09.2023	20-220-112-53-5301-6612	13.99
Rams Mom Gift	0	0454_2308110000	171.09.2023	20-221-222-53-5301-000C	322.95
Rams Decals	0	0454_2308180000	171.09.2023	20-221-222-53-5350-000C	625.65
Rams Bowl Sign Print and Laminated	0	0454_2308180000	171.09.2023	20-221-222-52-5235-000C	113.72
Rams Decals	0	0454_2308220000	171.09.2023	20-221-222-53-5350-000C	629.55
Certified Mailing - HR	0	0470_2308290000	171.09.2023	20-418-000-53-5304-000C	9.49
TV Stands for PPF	0	0710_2308080000	171.09.2023	20-350-302-53-5302-000C	334.55
Lunch	0	0777_2308310000	171.09.2023	20-000-000-54-5434-000C	112.55
Job Posting	0	0819_2308140000	171.09.2023	20-418-000-54-5426-000C	180.00
Wheaton United Scrimmage Vests	0	0868_2308090000	171.09.2023	20-220-204-53-5301-4457	700.00
2014 Select Boys Soctoberfest Registration	0	0868_2308100000	171.09.2023	20-220-204-52-5280-4457	717.59
2014 Premier Boys Soctoberfest Registration	0	0868_2308110000	171.09.2023	20-220-204-52-5280-4457	717.59
Referee Supplies	0	0868_2308250000	171.09.2023	20-220-204-53-5301-4454	59.71
Supplies	0	0926_2308180000	171.09.2023	20-350-302-53-5354-000C	201.68
All Staff Meeting	0	0926_2308210000	171.09.2023	20-350-302-53-5302-000C	28.46
PPFC Office Supplies	0	0926_2308250000	171.09.2023	20-350-302-53-5302-000C	128.95
Group Fitness Fans	0	0926_2308260000	171.09.2023	20-350-302-53-5352-000C	135.55
Batteries	0	0926_2308300000	171.09.2023	20-350-302-53-5352-000C	32.13
Food for Camp	0	0934_2308010000	171.09.2023	20-220-207-52-5280-7705	353.12
Theatre Camp Supplies	0	0934_2308030000	171.09.2023	20-220-202-53-5301-2255	21.75
Theatre Camp Supplies	0	0934_2308030000	171.09.2023	20-220-202-53-5301-2255	23.35
Dance Camp Supplies	0	0934_2308070000	171.09.2023	20-220-202-53-5301-2205	32.96
CPRP Application and Test Fee	0	0934_2308220000	171.09.2023	20-000-200-54-5432-000C	270.00
Additional Scripts	0	0934_2308240000	171.09.2023	20-220-202-52-5280-2266	169.00
Rosatis Pizza	0	0942_2308020000	171.09.2023	20-220-203-53-5301-3366	73.21
Camp Supplies	0	0942_2308090000	171.09.2023	20-220-203-53-5301-3366	30.45
Rosatis Pizza	0	0942_2308110000	171.09.2023	20-220-203-53-5301-3366	71.21
Supplies	0	0942_2308210000	171.09.2023	20-350-302-53-5313-000C	79.94
Executive Assistant IPRA SIG Group Meeting	0	4600_2308010000	171.09.2023	20-000-000-54-5438-000C	5.97
Commissioner Family Member Funeral Flowers	0	4600_2308060000	171.09.2023	20-000-000-54-5401-000C	79.92
B.R. Ryall Ymca Golf Outing Foursome	0	4600_2308080000	171.09.2023	20-000-000-54-5438-000C	345.42
Lions Club 2 Foursomes	0	4600_2308100000	171.09.2023	20-000-000-54-5438-000C	733.33
Wheaton Lions Hole Sponsorship	0	4600_2308100000	171.09.2023	20-000-000-54-5438-000C	333.33
Wheaton Prayer Breakfast Sponsorship/Table	0	4600_2308180000	171.09.2023	20-000-000-54-5438-000C	107.32
NRPA Commissioner Conference Registration	0	4600_2308220000	171.09.2023	20-000-000-54-5401-000C	215.00
NRPA Ex Director Airfare	0	4600_2308220000	171.09.2023	20-000-000-54-5432-000C	122.65
NRPA Commissioner Airfare	0	4600_2308220000	171.09.2023	20-000-000-54-5401-000C	116.65
NRPA Ex Asst Airfare	0	4600_2308220000	171.09.2023	20-000-000-54-5432-000C	122.65
Reimbursement on Tax from Costco	0	9235_2308070000	171.09.2023	20-221-223-53-5329-000C	-19.56
NRPA Conference Flight	0	9235_2308080000	171.09.2023	20-000-205-54-5432-000C	255.80
NRPA Conference Flight	0	9235_2308080000	171.09.2023	20-000-205-54-5432-000C	255.80
NRPA Conference Flight	0	9235_2308080000	171.09.2023	20-000-205-54-5432-000C	255.80
NRPA Conference Flight	0	9235_2308080000	171.09.2023	20-000-205-54-5432-000C	298.90

**Fund**                      **Description**  
**Vendor No**            **Vendor Name**

Line Item Description	Check No	Invoice Number	Batch Number	GL Account Number	Amount
NRPA Conference Flight	0	9235_2308080000	171.09.2023	20-000-205-54-5432-000C	298.90
NRPA Conference Flight	0	9235_2308080000	171.09.2023	20-000-205-54-5432-000C	298.90
NRPA Conference Flight	0	9235_2308080000	171.09.2023	20-000-205-54-5432-000C	255.80
NRPA Conference Flight	0	9235_2308080000	171.09.2023	20-000-205-54-5432-000C	298.90
Wheaton United ESC Tournament Registration	0	9235_2308160000	171.09.2023	20-220-204-52-5280-4457	676.00
Rams Football Tent and Spirit Wear Items	0	9235_2308220000	171.09.2023	20-221-222-53-5302-000C	1,986.12
Halloween Happenings Supplies	0	9243_2308010000	171.09.2023	20-220-209-53-5301-992C	736.52
Keys for Staff	0	9243_2308010000	171.09.2023	20-220-304-53-5301-550C	8.97
Fall MLC News Mailing	0	9243_2308020000	171.09.2023	20-000-304-53-5304-000C	707.53
Wall Calendar	0	9243_2308030000	171.09.2023	20-000-304-53-5302-000C	63.80
Lipizzans Trip Meal	0	9243_2308040000	171.09.2023	20-220-304-52-5280-5522	13.97
MLC Office Supplies	0	9243_2308040000	171.09.2023	20-220-304-53-5301-550C	7.19
Halloween Happenings Supplies	0	9243_2308040000	171.09.2023	20-220-209-53-5301-992C	23.98
Stamps	0	9243_2308070000	171.09.2023	20-000-304-53-5304-000C	66.00
Lipizzans Trip Meal	0	9243_2308090000	171.09.2023	20-220-304-52-5280-5522	1,850.00
Deposit for Little Shop of Horrors	0	9243_2308100000	171.09.2023	20-220-304-52-5280-5522	340.00
Graphic Design	0	9243_2308110000	171.09.2023	20-220-304-53-5301-550C	14.99
Office Supplies	0	9243_2308130000	171.09.2023	20-220-304-53-5301-550C	32.90
Trip Candy	0	9243_2308250000	171.09.2023	20-220-304-53-5301-5522	82.92
Office Decorations	0	9243_2308280000	171.09.2023	20-000-304-53-5302-000C	272.86
Staff Uniform	0	9243_2308280000	171.09.2023	20-000-304-53-5302-000C	89.75
AARP Coffee	0	9243_2308280000	171.09.2023	20-220-304-53-5301-550C	16.77
Office Decorations	0	9243_2308310000	171.09.2023	20-000-304-53-5302-000C	17.50
Zoom August 2023	0	9276_2308020000	171.09.2023	20-000-000-54-5425-000C	90.00
Wide Horizons/Rathje Supplies	0	9276_2308030000	171.09.2023	20-220-207-53-5301-7732	181.77
Awesome August Supplies	0	9276_2308030000	171.09.2023	20-220-207-53-5301-7732	112.30
Wide Horizons/Rathje Supplies	0	9276_2308070000	171.09.2023	20-220-207-53-5301-7732	139.99
Wide Horizons Supplies	0	9276_2308080000	171.09.2023	20-220-207-53-5301-7746	21.87
Wide Horizons/Rathje Supplies	0	9276_2308080000	171.09.2023	20-220-207-53-5301-7732	107.52
Wide Horizons/Rathje Supplies	0	9276_2308080000	171.09.2023	20-220-207-53-5301-7732	7.89
Camp No Name Supplies	0	9276_2308080000	171.09.2023	20-220-207-53-5301-7705	93.87
Wide Horizons/Rathje Supplies	0	9276_2308100000	171.09.2023	20-220-207-53-5301-7732	222.87
Office Supplies	0	9276_2308110000	171.09.2023	20-224-220-53-5302-000C	30.55
Wide Horizons/Rathje Supplies	0	9276_2308110000	171.09.2023	20-220-207-53-5301-7732	83.97
Office Supplies	0	9276_2308160000	171.09.2023	20-224-220-53-5302-000C	152.91
Wide Horizons/Rathje Supplies	0	9276_2308180000	171.09.2023	20-220-207-53-5301-7732	24.98
Office Supplies	0	9276_2308180000	171.09.2023	20-224-220-53-5302-000C	147.30
Wide Horizons/Rathje Supplies	0	9276_2308180000	171.09.2023	20-220-207-53-5301-7732	11.04
Office Supplies	0	9276_2308190000	171.09.2023	20-224-220-53-5302-000C	68.84
Wide Horizons Supplies	0	9276_2308200000	171.09.2023	20-220-207-53-5301-7746	16.74
CPRP Exam Prep	0	9276_2308210000	171.09.2023	20-000-000-54-5432-000C	150.00
Wide Horizons Supplies	0	9276_2308220000	171.09.2023	20-220-207-53-5301-7746	32.06
Stamps	0	9276_2308280000	171.09.2023	20-000-000-53-5304-000C	66.00
Name Badges	0	9276_2308290000	171.09.2023	20-224-220-53-5302-000C	192.00
Wide Horizons Supplies	0	9276_2308290000	171.09.2023	20-220-207-53-5301-7746	14.84
Toohey Park Supplies	0	9276_2308310000	171.09.2023	20-220-207-53-5301-7741	328.06
HVAC CAC Boiler	0	9292_2308090000	171.09.2023	20-101-225-53-5313-000C	195.10
HVAC CAC Boiler	0	9292_2308090000	171.09.2023	20-101-225-53-5313-000C	63.36
Rahtje HVAC repair	0	9292_2308270000	171.09.2023	20-101-000-53-5313-000C	47.80
Shelter Exhaust Fan Motor	0	9292_2308290000	171.09.2023	20-101-000-53-5313-000C	82.40
Preschool Supplies	0	9391_2308020000	171.09.2023	20-220-207-53-5301-7746	553.77
Catered Food for Camp/Staff	0	9391_2308020000	171.09.2023	20-220-207-52-5280-7775	66.72
Catered Food for Camp/Staff	0	9391_2308020000	171.09.2023	20-220-207-52-5280-7705	5.93
Camp Supplies	0	9391_2308030000	171.09.2023	20-220-207-53-5301-7734	274.54
Catered Lunch for Staff	0	9391_2308030000	171.09.2023	20-220-207-52-5280-7705	164.07
Catered Lunch for Staff	0	9391_2308040000	171.09.2023	20-220-207-52-5280-7705	46.70
Field Trip	0	9391_2308040000	171.09.2023	20-220-208-52-5280-888C	1,294.72
Field Trip on Site	0	9391_2308040000	171.09.2023	20-220-207-52-5280-7705	478.69

**Fund**                      **Description**  
**Vendor No**              **Vendor Name**

Line Item Description	Check No	Invoice Number	Batch Number	GL Account Number	Amount
Safety Supplies for Camp	0	9391_2308050000	171.09.2023	20-220-208-53-5301-888C	248.24
Camp Supplies	0	9391_2308090000	171.09.2023	20-220-207-53-5301-773E	219.58
Camp Supplies	0	9391_2308090000	171.09.2023	20-220-207-53-5301-773E	50.66
End of Season Staff Lunch	0	9391_2308090000	171.09.2023	20-220-207-52-5280-770S	13.26
Camp Pizza Party	0	9391_2308100000	171.09.2023	20-220-207-53-5301-770S	530.70
Halloween Happening Bounce House	0	9391_2308140000	171.09.2023	20-220-209-52-5280-992C	815.58
Preschool Supplies	0	9391_2308220000	171.09.2023	20-220-207-53-5301-774E	12.50
Preschool Supplies	0	9391_2308280000	171.09.2023	20-220-207-53-5301-774E	162.26
Preschool Supplies	0	9391_2308280000	171.09.2023	20-220-207-53-5301-774E	109.25
Preschool Supplies	0	9391_2308290000	171.09.2023	20-220-207-53-5301-774E	2.50
Rosatis Pizza	0	9490_2308040000	171.09.2023	20-222-232-53-5302-000C	127.82
Rosatis Pizza	0	9490_2308050000	171.09.2023	20-222-232-53-5302-000C	150.70
Rosatis Pizza	0	9490_2308050000	171.09.2023	20-222-232-53-5302-000C	134.70
Rosatis Pizza	0	9490_2308060000	171.09.2023	20-222-232-53-5302-000C	131.45
Rosatis Pizza	0	9490_2308060000	171.09.2023	20-222-232-53-5302-000C	131.45
Rosatis Pizza	0	9490_2308060000	171.09.2023	20-222-232-53-5302-000C	134.70
Supplies	0	9490_2308130000	171.09.2023	20-222-232-53-5302-000C	286.00
Supplies	0	9490_2308190000	171.09.2023	20-222-232-53-5302-000C	138.12
Supplies	0	9490_2308200000	171.09.2023	20-222-232-53-5302-000C	291.33
Supplies	0	9490_2308270000	171.09.2023	20-222-232-53-5302-000C	5.16
Supplies	0	9490_2308270000	171.09.2023	20-222-232-53-5302-000C	26.99
Staff Lunch	0	9524_2307310000	171.09.2023	20-220-207-53-5301-770S	130.42
Staff Lunch	0	9524_2308010000	171.09.2023	20-220-207-53-5301-770S	35.37
Vendor Total:					29,146.69
04221                      Plug & Pay Technologies					
08/23 Plug N Pay Gateway Fees	0	083123	141.09.2023	20-000-000-52-5239-000C	144.70
08/23 Plug N Pay Gateway Fees	0	083123	141.09.2023	20-000-112-52-5239-000C	15.00
08/23 Plug N Pay Gateway Fees	0	083123	141.09.2023	20-350-303-52-5239-000C	15.00
08/23 Plug N Pay Gateway Fees	0	083123	141.09.2023	20-000-304-52-5239-000C	15.00
08/23 Plug N Pay Gateway Fees	0	083123	141.09.2023	20-222-231-52-5239-000C	15.00
08/23 Plug N Pay Gateway Fees	0	083123	141.09.2023	20-222-232-52-5239-000C	117.20
08/23 Plug N Pay Gateway Fees	0	083123	141.09.2023	20-350-302-52-5239-000C	15.00
Vendor Total:					336.90
04287                      Global Payments Inc					
08/23 Merchant CC Processing Fees	0	083123	141.09.2023	20-350-302-52-5239-000C	96.07
08/23 Merchant CC Processing Fees	0	083123	141.09.2023	20-350-303-52-5239-000C	126.39
08/23 Merchant CC Processing Fees	0	083123	141.09.2023	20-000-000-52-5239-000C	7,233.13
08/23 Merchant CC Processing Fees	0	083123	141.09.2023	20-222-232-52-5239-000C	1,298.74
08/23 Merchant CC Processing Fees	0	083123	141.09.2023	20-222-231-52-5239-000C	122.57
08/23 Merchant CC Processing Fees	0	083123	141.09.2023	20-000-112-52-5239-000C	337.58
08/23 Merchant CC Processing Fees	0	083123	141.09.2023	20-000-304-52-5239-000C	335.67
Vendor Total:					9,550.15
06279                      Paylocity Corporation					
09/08/2023 Payroll Processing	0	112019521	141.09.2023	20-000-000-52-5211-0000	771.89
09/22/2023 Payroll Processing	0	112043522	141.09.2023	20-000-000-52-5211-0000	3,358.82
Vendor Total:					4,130.71
06943                      Martha Hernandez for Petty Cash					
Wheaton United 2023 Fall NISL Ref Fees	167399	090823	164.09.2023	20-220-204-53-5301-4457	1,100.00
Halloween Happening Petty Cash	167410	101323	161.10.2023	20-000-000-10-1011-0000	1,000.00
Vendor Total:					2,100.00
07235                      Walker, Derek					
Linemen Camp for Fall 2023 Rams Football	167405	# 1	164.09.2023	20-221-222-52-5210-000C	1,500.00

Fund	Description	Vendor No	Vendor Name	Line Item Description	Check No	Invoice Number	Batch Number	GL Account Number	Amount
Vendor Total:									1,500.00
07352	Vinson, Brandon								
	Rams Football Fall 2023	167414	# 1	161.10.2023	20-221-222-52-5210-000C				1,100.00
Vendor Total:									1,100.00
TMP*2498	Bozonelos, Anna								
	Football - JV Refund for Bozonelos	167387	3088455	163.09.2023	20-000-000-20-2025-000C				290.25
Vendor Total:									290.25
TMP*3675	Schrock, Kathy								
	Seated Tai Chi Refund for Schrock	167393	3090559	163.09.2023	20-000-000-20-2025-000C				48.00
Vendor Total:									48.00
TMP*3676	Sanchez, Tiffany								
	Rsv# 3093572 Facility Refund for Sanchez	167401	3093572	164.09.2023	20-000-000-20-2025-000C				150.00
Vendor Total:									150.00
TMP*3677	Maisuria, Ronak								
	Soccer Shots Refund for Maisuria	167398	3094796	164.09.2023	20-000-000-20-2025-000C				125.00
Vendor Total:									125.00
TMP*3678	Shofstall, Lisa								
	Pickleball Level 3 Refund for Shofstall	167403	3094864	164.09.2023	20-000-000-20-2025-000C				65.00
Vendor Total:									65.00
Fund Total:									48,542.70
22	Cosley Zoo								
04121	UMB Bank N.A.								
	Name Badges	0	0217_2308100000	171.09.2023	22-501-000-53-5302-000C				584.11
	Supplies for Bedtime Stories Program	0	0217_2308110000	171.09.2023	22-220-206-53-5301-668C				26.05
	Animal Crates	0	0217_2308150000	171.09.2023	22-501-000-53-5336-000C				798.00
	Display for Information Kiosk	0	0217_2308210000	171.09.2023	22-501-000-53-5338-000C				4,449.95
	Staff Award Lunch	0	0217_2308220000	171.09.2023	22-501-000-53-5316-000C				58.82
	Cosley Zoo Job Posting	0	0470_2308280000	171.09.2023	22-418-000-54-5426-000C				165.00
	Ratchet Strap	0	0850_2308030000	171.09.2023	22-501-000-53-5302-000C				18.96
	Fencing Supplies	0	0850_2308050000	171.09.2023	22-501-000-53-5308-000C				83.57
	Custodial Supplies	0	0850_2308080000	171.09.2023	22-501-000-53-5316-000C				161.94
	Plumbing Supplies	0	0850_2308100000	171.09.2023	22-501-000-53-5311-0000				1.38
	Plumbing Supplies	0	0850_2308110000	171.09.2023	22-501-000-53-5311-0000				3.27
	Plumbing Supplies	0	0850_2308110000	171.09.2023	22-501-000-53-5311-0000				70.77
	Plumbing Supplies	0	0850_2308110000	171.09.2023	22-501-000-53-5311-0000				76.71
	Replacement AC	0	0850_2308120000	171.09.2023	22-501-000-53-5315-000C				17.56
	Hardware	0	0850_2308140000	171.09.2023	22-501-000-53-5302-000C				5.81
	Hardware	0	0850_2308150000	171.09.2023	22-501-000-53-5313-000C				55.40
	Bleach	0	0850_2308160000	171.09.2023	22-501-000-53-5316-000C				67.62
	Paint Supplies	0	0850_2308160000	171.09.2023	22-501-000-53-5347-000C				68.52
	Wood for Animal Shelter	0	0850_2308170000	171.09.2023	22-501-000-53-5313-000C				90.91
	Replacement AC	0	0850_2308170000	171.09.2023	22-501-000-53-5315-000C				186.49
	Custodial Supplies	0	0850_2308170000	171.09.2023	22-501-000-53-5316-000C				53.22
	Supplies for Aviary Pond	0	0850_2308170000	171.09.2023	22-501-000-53-5338-000C				164.21
	Plumbing Supplies for Deer Ponds	0	0850_2308170000	171.09.2023	22-501-000-53-5311-0000				32.90
	Batteries	0	0850_2308170000	171.09.2023	22-501-000-53-5302-000C				33.84
	Climbing Structure for Animal	0	0850_2308190000	171.09.2023	22-501-000-53-5313-000C				11.34
	Hardware	0	0850_2308200000	171.09.2023	22-501-000-53-5313-000C				24.48
	Plumbing Supplies	0	0850_2308220000	171.09.2023	22-501-000-53-5311-0000				22.44



**Fund**                      **Description**  
**Vendor No**              **Vendor Name**

Line Item Description	Check No	Invoice Number	Batch Number	GL Account Number	Amount
Batteries and Lights	0	0850_2308220000	171.09.2023	22-501-000-53-5302-000C	99.95
Plumbing Supplies	0	0850_2308230000	171.09.2023	22-501-000-53-5311-0000	22.25
Supplies for Aviary Pond	0	0850_2308230000	171.09.2023	22-501-000-53-5338-000C	199.99
Supplies for Aviary Pond	0	0850_2308230000	171.09.2023	22-501-000-53-5338-000C	93.00
Custodial Supplies	0	0850_2308240000	171.09.2023	22-501-000-53-5316-000C	200.95
Custodial Supplies	0	0850_2308250000	171.09.2023	22-501-000-53-5316-000C	111.86
Replacement AC	0	0850_2308260000	171.09.2023	22-501-000-53-5315-000C	129.00
Piping for Pond	0	0850_2308290000	171.09.2023	22-501-000-53-5311-0000	5.58
Custodial and Cleaning Supplies	0	0850_2308300000	171.09.2023	22-501-000-53-5316-000C	51.84
Quarantine Building AC Parts	0	9292_2308270000	171.09.2023	22-501-000-53-5315-000C	59.85
Instructor for Paint and Sip Event	0	9508_2308020000	171.09.2023	22-220-206-52-5280-669C	231.00
Zoom Video Communications Annual Subscripti	0	9508_2308040000	171.09.2023	22-501-000-54-5425-000C	149.90
Education and Volunteer Event at AZA	0	9508_2308150000	171.09.2023	22-501-000-54-5432-000C	150.00
Stackable Storage Bins	0	9508_2308170000	171.09.2023	22-220-206-53-5301-665C	18.99
Craft Supplies	0	9508_2308170000	171.09.2023	22-220-206-53-5301-668C	58.93
Replacement Sound Buttons for Caboose	0	9508_2308170000	171.09.2023	22-220-206-53-5301-665C	160.33
Replacement Magnifier Lens for Nature Play	0	9508_2308240000	171.09.2023	22-220-206-53-5301-665C	41.64
Mini Horse/Pony Halters	0	9516_2308040000	171.09.2023	22-501-000-53-5336-000C	90.00
Produce	0	9516_2308040000	171.09.2023	22-501-000-53-5339-000C	49.44
Animal Medical Supplies	0	9516_2308040000	171.09.2023	22-501-000-53-5309-000C	6.42
Insects	0	9516_2308050000	171.09.2023	22-501-000-53-5339-000C	83.92
Frozen Rodents	0	9516_2308050000	171.09.2023	22-501-000-53-5339-000C	895.75
Sticky Fly Traps	0	9516_2308070000	171.09.2023	22-501-000-53-5336-000C	17.99
Animal Supplies	0	9516_2308100000	171.09.2023	22-501-000-53-5336-000C	41.98
Shower Curtains	0	9516_2308110000	171.09.2023	22-501-000-53-5336-000C	33.87
Supplies	0	9516_2308110000	171.09.2023	22-501-000-53-5302-000C	6.99
Animal Supplies	0	9516_2308110000	171.09.2023	22-501-000-53-5336-000C	3.19
Produce	0	9516_2308110000	171.09.2023	22-501-000-53-5339-000C	81.43
Calf Feed	0	9516_2308150000	171.09.2023	22-501-000-53-5339-000C	18.99
Mouth Piece for Blow Gun	0	9516_2308160000	171.09.2023	22-501-000-53-5336-000C	80.12
Produce	0	9516_2308180000	171.09.2023	22-501-000-53-5339-000C	49.49
Animal Supplies	0	9516_2308190000	171.09.2023	22-501-000-53-5336-000C	172.92
Gas	0	9516_2308220000	171.09.2023	22-501-000-53-5325-000C	50.00
Lunch	0	9516_2308220000	171.09.2023	22-501-000-53-5325-000C	38.53
Gas	0	9516_2308230000	171.09.2023	22-501-000-53-5325-000C	78.72
Lunch	0	9516_2308230000	171.09.2023	22-501-000-53-5325-000C	13.38
Lunch	0	9516_2308230000	171.09.2023	22-501-000-53-5325-000C	12.86
Gas	0	9516_2308230000	171.09.2023	22-501-000-53-5325-000C	63.41
Hotel Stay	0	9516_2308230000	171.09.2023	22-501-000-53-5325-000C	121.96
Craft Supplies	0	9516_2308250000	171.09.2023	22-220-206-53-5301-6601	4.59
Paper Bags	0	9516_2308250000	171.09.2023	22-501-000-53-5336-000C	2.78
Produce	0	9516_2308250000	171.09.2023	22-501-000-53-5339-000C	33.23
Insects	0	9516_2308260000	171.09.2023	22-501-000-53-5339-000C	76.05
PPE Recycling Box	0	9516_2308290000	171.09.2023	22-501-000-53-5302-000C	120.00
Flygrubs for Chicken Training	0	9516_2308300000	171.09.2023	22-501-000-53-5339-000C	28.99
Parrot Food	0	9516_2308310000	171.09.2023	22-501-000-53-5339-000C	42.33
Reusable Labels for Feed Prep Room	0	9516_2308310000	171.09.2023	22-501-000-53-5336-000C	56.52
Silicone Stretch Lids	0	9516_2309010000	171.09.2023	22-501-000-53-5336-000C	14.12
Vendor Total:					11,508.30
04221                      Plug & Pay Technologies					
08/23 Plug N Pay Gateway Fees	0	083123	141.09.2023	22-501-000-52-5239-000C	156.05
Vendor Total:					156.05
04253                      Howell, Eric					
Entertainer for Uncorked	167391	092123	163.09.2023	22-220-206-52-5280-669C	500.00

Fund	Description					
Vendor No	Vendor Name					
Line Item Description		Check No	Invoice Number	Batch Number	GL Account Number	Amount
Vendor Total:						500.00
06279	Paylocity Corporation					
09/08/2023 Payroll Processing		0	112019521	141.09.2023	22-000-000-52-5211-0000	100.68
09/22/2023 Payroll Processing		0	112043522	141.09.2023	22-000-000-52-5211-0000	438.11
Vendor Total:						538.79
Fund Total:						12,703.14
23	Liability					
04121	UMB Bank N.A.					
Verify Degree		0	0819_2308250000	171.09.2023	23-418-000-52-5208-0000	23.45
Vendor Total:						23.45
Fund Total:						23.45
26	IMRF					
00465	I.M.R.F.					
08/2023 IMRF		0	083123	141.09.2023	26-000-000-21-2124-0000	33,437.90
Vendor Total:						33,437.90
Fund Total:						33,437.90
40	Capital Projects					
00192	City of Wheaton					
City Permit the Zone and PPF		167381	090523	162.09.2023	40-800-846-57-5701-0000	13,749.00
Vendor Total:						13,749.00
04121	UMB Bank N.A.					
Commemorative Benches		0	0118_2308070000	171.09.2023	40-101-000-53-5338-0000	43.48
Commemorative Benches		0	0118_2308080000	171.09.2023	40-101-000-53-5338-0000	209.46
Hoffman Park Playground Replacement		0	0118_2308090000	171.09.2023	40-800-817-57-5701-0000	73.91
Commemorative Benches		0	0118_2308090000	171.09.2023	40-101-000-53-5338-0000	209.46
Equipment Supplies		0	0182_2308170000	171.09.2023	40-000-000-53-5306-0000	43.80
Hurley Garden Renovations		0	0182_2308290000	171.09.2023	40-800-819-57-5701-0000	53.29
Hurley Garden Renovations		0	0314_2308230000	171.09.2023	40-800-819-57-5701-0000	269.40
Hurley Garden Renovations		0	0314_2308230000	171.09.2023	40-800-819-57-5701-0000	524.23
Hurley Garden Renovations		0	0314_2308240000	171.09.2023	40-800-819-57-5701-0000	116.16
Hurley Garden Renovations		0	0314_2308240000	171.09.2023	40-800-819-57-5701-0000	40.44
Mutt Mitt Holders		0	0314_2308300000	171.09.2023	40-101-000-53-5338-0000	391.92
Graf Press Box		0	9193_2308030000	171.09.2023	40-800-815-53-5393-0000	485.14
Graf Press Box		0	9193_2308040000	171.09.2023	40-800-815-53-5393-0000	446.66
Cat 6 Run		0	9193_2308140000	171.09.2023	40-000-000-53-5306-0000	432.41
Cat 6		0	9193_2308150000	171.09.2023	40-000-000-53-5306-0000	155.62
Cat 6		0	9193_2308170000	171.09.2023	40-000-000-53-5306-0000	151.15
Hurley Fountain Renovations		0	9193_2308210000	171.09.2023	40-800-819-57-5701-0000	249.80
Hurley Fountain Renovations		0	9193_2308210000	171.09.2023	40-800-819-57-5701-0000	207.78
Hurley Fountain Renovations		0	9193_2308210000	171.09.2023	40-800-819-57-5701-0000	85.45
Hurley Garden Renovations		0	9193_2308260000	171.09.2023	40-800-819-57-5701-0000	326.12
Hurley Garden Renovations		0	9193_2308280000	171.09.2023	40-800-819-57-5701-0000	12.98
Hurley Garden Renovations		0	9193_2308290000	171.09.2023	40-800-819-57-5701-0000	97.90
Hurley Garden Renovation		0	9193_2308300000	171.09.2023	40-800-819-57-5701-0000	16.54
Hurley Fountain Renovations		0	9193_2308310000	171.09.2023	40-800-819-57-5701-0000	677.82
Hurley Fountain Renovations		0	9292_2308010000	171.09.2023	40-800-819-57-5701-0000	756.83
Graf Press Box		0	9292_2308030000	171.09.2023	40-800-815-53-5393-0000	66.78
Hurley Fountain Renovations		0	9292_2308210000	171.09.2023	40-800-819-57-5701-0000	412.33

**Fund**                      **Description**  
**Vendor No**            **Vendor Name**

Line Item Description	Check No	Invoice Number	Batch Number	GL Account Number	Amount
Hurley Garden Renovations	0	9292_2308220000	171.09.2023	40-800-819-57-5701-000C	59.98
Hurley Garden Renovations	0	9292_2308220000	171.09.2023	40-800-819-57-5701-000C	70.12
Hurley Garden Renovations	0	9292_2308250000	171.09.2023	40-800-819-57-5701-000C	22.08
Hurley Garden Renovations	0	9292_2308280000	171.09.2023	40-800-819-57-5701-000C	408.01
Vendor Total:					7,117.05
Fund Total:					20,866.05
60                      Golf Fund					
00269                Euclid Beverage					
Inv# W-3704620 Beer	167382	W-3704620	162.09.2023	60-000-000-14-1412-000C	2,288.60
Inv# W-3710767 Beer	167382	W-3710767	162.09.2023	60-000-000-14-1412-000C	388.00
Inv# W-3710768 Beer	167382	W-3710768	162.09.2023	60-000-000-14-1412-000C	2,322.90
Inv# W-3710886 Beer	167382	W-3710886	162.09.2023	60-000-000-14-1412-000C	210.00
Inv# W-3711813 Beer	167382	W-3711813	162.09.2023	60-000-000-14-1412-000C	839.25
Inv# W-3715963 Beer	167390	W-3715963	163.09.2023	60-000-000-14-1412-000C	2,861.65
Inv# W-3716010 Beer	167390	W-3716010	163.09.2023	60-000-000-14-1412-000C	92.00
Inv# W-3716519 Beer	167390	W-3716519	163.09.2023	60-000-000-14-1412-000C	220.00
Inv# W-3722490 Beer	167397	W-3722490	164.09.2023	60-000-000-14-1412-000C	1,889.80
Inv# W-3728372 Beer	167409	W-3728372	161.10.2023	60-000-000-14-1412-000C	1,498.10
Inv# W-3734282 Beer	167409	W-3734282	161.10.2023	60-000-000-14-1412-000C	1,180.05
Vendor Total:					13,790.35
00841                Schamberger Bros. Inc.					
Inv# 1000028069 Beer	167384	1000028069	162.09.2023	60-000-000-14-1412-000C	271.50
Inv# 1000029549 Beer	167384	1000029549	162.09.2023	60-000-000-14-1412-000C	477.40
Inv# 1000032082 Beer	167402	1000032082	164.09.2023	60-000-000-14-1412-000C	289.50
Inv# 1000033369 Beer	167412	1000033369	161.10.2023	60-000-000-14-1412-000C	181.50
Inv# 1000034742 Beer	167412	1000034742	161.10.2023	60-000-000-14-1412-000C	326.40
Inv# 1000036013 Beer	167418	1000036013	162.10.2023	60-000-000-14-1412-000C	271.50
Vendor Total:					1,817.80
00874                Southern Glazer's Wine And Spirits, LLC					
Inv# 4914861 Liquor	167385	4914861	162.09.2023	60-000-000-14-1412-000C	1,638.67
Inv# 4924196 Liquor	167394	4924196	163.09.2023	60-000-000-14-1412-000C	1,412.76
Inv# 4934331 Liquor	167394	4934331	163.09.2023	60-000-000-14-1412-000C	747.78
Inv# 4944891 Liquor	167419	4944891	162.10.2023	60-000-000-14-1412-000C	1,445.62
Inv# 4955250 Liquor	167419	4955250	162.10.2023	60-000-000-14-1412-000C	1,277.35
Inv# 4965953 Liquor	167419	4965953	162.10.2023	60-000-000-14-1412-000C	705.92
Vendor Total:					7,228.10
00923                Superior Beverage Co. Inc.					
Inv# 582846 Beer	167386	582846	162.09.2023	60-000-000-14-1412-000C	427.10
Inv# 584775 Beer	167386	584775	162.09.2023	60-000-000-14-1412-000C	625.20
Inv# 586946 Beer	167395	586946	163.09.2023	60-000-000-14-1412-000C	89.00
Inv# 588286 Beer	167404	588286	164.09.2023	60-000-000-14-1412-000C	193.40
Inv# 592159 Beer	167413	592159	161.10.2023	60-000-000-14-1412-000C	803.60
Vendor Total:					2,138.30
01058                Chicago Beverage Systems, LLC					
Inv# 100302459 Beer	167380	100302459	162.09.2023	60-000-000-14-1412-000C	656.80
Inv# 100306711 Beer	167380	100306711	162.09.2023	60-000-000-14-1412-000C	1,222.20
Inv# 100310271 Liquor	167389	100310271	163.09.2023	60-000-000-14-1412-000C	397.43
Inv# 100314526 Beer	167396	100314526	164.09.2023	60-000-000-14-1412-000C	623.74
Inv# 100318629 Beer	167408	100318629	161.10.2023	60-000-000-14-1412-000C	347.88
Inv# 100322626 Beer	167408	100322626	161.10.2023	60-000-000-14-1412-000C	933.04
Inv# 100326606 Beer	167417	100326606	162.10.2023	60-000-000-14-1412-000C	790.00

Fund Description  
Vendor No Vendor Name

Line Item Description	Check No	Invoice Number	Batch Number	GL Account Number	Amount
Vendor Total:					4,971.09
04121 UMB Bank N.A.					
DirecTv 082123-092023	0	0134_2308230000	171.09.2023	60-000-000-52-5211-0000	289.99
NRPA Conference Airfare	0	0191_2308220000	171.09.2023	60-000-000-54-5432-0000	288.98
NRPA Conference Airfare	0	0191_2308220000	171.09.2023	60-000-000-54-5432-0000	168.98
Restaurant Kitchen Line Printers	0	0191_2308290000	171.09.2023	60-612-000-53-5306-0000	945.00
Building Supplies	0	0256_2308010000	171.09.2023	60-000-000-53-5313-0000	69.66
Custodial and Cleaning Supplies	0	0256_2308080000	171.09.2023	60-000-000-53-5316-0000	1,209.18
General Grocery Inventory	0	0256_2308110000	171.09.2023	60-000-000-14-1415-0000	22.95
Refrigerator	0	0256_2308210000	171.09.2023	60-612-000-54-5441-0000	795.66
Plumbing Supplies	0	0331_2308010000	171.09.2023	60-000-000-53-5311-0000	79.92
Office Supplies	0	0331_2308010000	171.09.2023	60-000-000-53-5302-0000	63.21
AGC Music Sirius XM	0	0660_2308010000	171.09.2023	60-000-000-52-5211-0000	62.90
General Grocery for Halfway House	0	0660_2308250000	171.09.2023	60-000-000-14-1415-0000	263.94
Banquet Software	0	0660_2308280000	171.09.2023	60-000-000-52-5211-0000	3,050.03
Arrowhead Reservation System	0	0660_2308300000	171.09.2023	60-000-000-52-5211-0000	818.00
Syrups for Coffee Station	0	0777_2308160000	171.09.2023	60-000-000-14-1415-0000	12.48
Rosatis Pizza Late Night Snack	0	0777_2308190000	171.09.2023	60-612-901-52-5292-0000	158.00
Banquet Ties and Vests	0	0777_2308210000	171.09.2023	60-612-901-53-5330-0000	140.30
Supplies	0	0892_2308030000	171.09.2023	60-612-901-53-5390-0000	30.48
Supplies	0	0892_2308030000	171.09.2023	60-612-902-53-5388-0000	30.48
Supplies	0	0892_2308060000	171.09.2023	60-612-901-53-5390-0000	60.86
Supplies	0	0892_2308060000	171.09.2023	60-612-902-53-5388-0000	60.85
Event Special Order	0	0892_2308060000	171.09.2023	60-000-000-14-1415-0000	30.97
Event Special Order	0	0892_2308060000	171.09.2023	60-000-000-14-1413-0000	14.97
Event Special Order	0	0892_2308060000	171.09.2023	60-000-000-14-1411-0000	7.99
Supplies	0	0892_2308070000	171.09.2023	60-612-901-53-5390-0000	69.39
Supplies	0	0892_2308070000	171.09.2023	60-612-902-53-5388-0000	69.38
Banquet Supplies	0	0892_2308100000	171.09.2023	60-612-901-53-5390-0000	46.05
Av Splitters and Candy Thermometer	0	0892_2308100000	171.09.2023	60-612-901-53-5390-0000	30.97
Juice Mixers	0	0892_2308130000	171.09.2023	60-000-000-14-1416-0000	69.04
Cleaning Supplies	0	0892_2308140000	171.09.2023	60-000-000-53-5302-0000	28.31
Ingredients for Specials	0	0892_2308140000	171.09.2023	60-000-000-14-1413-0000	111.50
Dessert for Banquet	0	0892_2308150000	171.09.2023	60-000-000-14-1415-0000	8.58
General Grocery	0	0892_2308150000	171.09.2023	60-000-000-14-1415-0000	23.98
General Grocery	0	0892_2308150000	171.09.2023	60-000-000-14-1415-0000	18.98
Event Desserts	0	0892_2308180000	171.09.2023	60-000-000-14-1415-0000	83.95
Produce	0	0892_2308180000	171.09.2023	60-000-000-14-1413-0000	164.83
Breakfast Banquet	0	0892_2308180000	171.09.2023	60-000-000-14-1415-0000	33.30
Staff Meeting	0	0892_2308300000	171.09.2023	60-000-000-54-5434-0000	35.70
Banquet Supplies	0	0892_2308300000	171.09.2023	60-612-901-53-5390-0000	110.66
Staff Meeting	0	0892_2308300000	171.09.2023	60-000-000-54-5434-0000	35.70
Staff Meeting	0	0892_2308310000	171.09.2023	60-000-000-54-5434-0000	-35.70
Executive Assistant IPRA SIG Group Meeting	0	4600_2308010000	171.09.2023	60-000-000-54-5438-0000	5.98
Commissioner Family Member Funeral Flowers	0	4600_2308060000	171.09.2023	60-000-000-54-5401-0000	79.92
B.R. Ryall Ymca Golf Outing Foursome	0	4600_2308080000	171.09.2023	60-000-000-54-5438-0000	345.43
Wheaton Lions Hole Sponsorship	0	4600_2308100000	171.09.2023	60-000-000-54-5438-0000	333.34
Lions Club 2 Foursomes	0	4600_2308100000	171.09.2023	60-000-000-54-5438-0000	733.34
Wheaton Prayer Breakfast Sponsorship/Table	0	4600_2308180000	171.09.2023	60-000-000-54-5438-0000	107.32
NRPA Commissioner Conference Registration	0	4600_2308220000	171.09.2023	60-000-000-54-5401-0000	215.00
NRPA Ex Asst Airfare	0	4600_2308220000	171.09.2023	60-000-000-54-5432-0000	122.66
NRPA Commissioner Airfare	0	4600_2308220000	171.09.2023	60-000-000-54-5401-0000	116.66
NRPA Ex Director Airfare	0	4600_2308220000	171.09.2023	60-000-000-54-5432-0000	122.66
Yelp 07/01/23-07/31/23	0	9342_2308010000	171.09.2023	60-611-415-54-5426-0000	75.00
CMS Text LLC	0	9342_2308020000	171.09.2023	60-612-415-54-5426-0000	63.90
Here Comes The Guide	0	9342_2308200000	171.09.2023	60-612-415-54-5426-0000	153.00
The Knot/Weddingwire	0	9342_2308290000	171.09.2023	60-612-415-54-5426-0000	710.00

**Fund**                      **Description**  
**Vendor No**              **Vendor Name**

Line	Item Description	Check No	Invoice Number	Batch Number	GL Account Number	Amount
Vendor Total:						12,764.61
04221	Plug & Pay Technologies					
08/23	Plug N Pay Gateway Fees	0	083123	141.09.2023	60-611-000-52-5239-0000	304.10
08/23	Plug N Pay Gateway Fees	0	083123	141.09.2023	60-612-000-52-5239-0000	15.00
Vendor Total:						319.10
04274	Columbus Data Services LLC					
08/23	ATM ICHG Trans Service Fees	0	083123	141.09.2023	60-000-000-52-5214-0000	17.35
Vendor Total:						17.35
04287	Global Payments Inc					
08/23	Merchant CC Processing Fees	0	083123	141.09.2023	60-611-000-52-5239-0000	8,055.01
08/23	Merchant CC Processing Fees	0	083123	141.09.2023	60-612-000-52-5239-0000	19.04
Vendor Total:						8,074.05
04292	American Express					
08/23	Merchant CC Processing Fees	0	083123	141.09.2023	60-611-000-52-5239-0000	1,368.19
Vendor Total:						1,368.19
04374	Wheaton Bank and Trust Company					
To Record ATM Replenishment out of the WB& 0			091223ATM	141.09.2023	60-000-000-10-1011-0000	16,000.00
Vendor Total:						16,000.00
05134	SpotOn					
To Record Credit Card Fees out of the WB&T or 0			083123	141.09.2023	60-612-000-52-5239-0000	8,823.71
Vendor Total:						8,823.71
05816	Breakthru Beverage Illinois, LLC					
Inv# 111920722	Liquor	167379	111920722	162.09.2023	60-000-000-14-1412-0000	1,575.99
Inv# 112029917	Liquor	167388	112029917	163.09.2023	60-000-000-14-1412-0000	2,816.43
Inv# 112131995	Liquor	167388	112131995	163.09.2023	60-000-000-14-1412-0000	3,335.12
Inv# 112231926	Liquor	167407	112231926	161.10.2023	60-000-000-14-1412-0000	2,343.35
Inv# 112333610	Liquor	167407	112333610	161.10.2023	60-000-000-14-1412-0000	1,955.07
Inv# 112451236	Liquor	167416	112451236	162.10.2023	60-000-000-14-1412-0000	2,098.94
Vendor Total:						14,124.90
06104	Allison, Brian James					
Arrowhead October Live Music		167415	102023	162.10.2023	60-612-902-52-5225-0000	400.00
Vendor Total:						400.00
06279	Paylocity Corporation					
09/08/2023	Payroll Processing	0	112019521	141.09.2023	60-000-000-52-5211-0000	604.09
09/22/2023	Payroll Processing	0	112043522	141.09.2023	60-000-000-52-5211-0000	2,628.65
Vendor Total:						3,232.74
06712	FDS Holdings Inc.					
08/23	Cardconnect Gateway Fees	0	083123	141.09.2023	60-612-901-52-5239-0000	3,491.43
Vendor Total:						3,491.43
07342	Barlow, Joseph					
AGC September Live Music		167378	092223	162.09.2023	60-612-902-52-5225-0000	350.00
Vendor Total:						350.00
Fund Total:						98,911.72

**Fund**                      **Description**  
**Vendor No**            **Vendor Name**

Line Item	Description	Check No	Invoice Number	Batch Number	GL Account Number	Amount
70	Information Technology					
04121	UMB Bank N.A.					
Adobe License		0	0082_2308310000	171.09.2023	70-000-000-52-5240-000C	159.90
Vendor Total:						159.90
05134	SpotOn					
To Record Cloud Subscription Fee out of the WE 0			#INV480182	141.09.2023	70-000-000-52-5240-000C	459.50
Vendor Total:						459.50
07344	POS Portal, Inc					
POS Credit Card Devices for VSI PayTrac		0	15116063	161.10.2023	70-000-000-53-5305-000C	21,281.00
Vendor Total:						21,281.00
Fund Total:						21,900.40
75	Health Insurance					
06725	Health Care Service Corporation					
Employee Health and Dental for October 2023	0	100123	161.10.2023	75-000-000-52-5231-000C		144,177.11
WDSRA % Insurance for October 2023	0	100123	161.10.2023	75-000-000-12-1222-000C		373.90
Foundation % Insurance for October 2023	0	100123	161.10.2023	75-000-000-12-1221-000C		214.90
Cobra Insurance for October 2023	0	100123	161.10.2023	75-000-000-12-1223-000C		3,433.34
Retiree Health & Dental Insurance for October 20		100123	161.10.2023	75-000-000-21-2137-000C		4,290.41
Vendor Total:						152,489.66
Fund Total:						152,489.66
Report Total:						497,595.85



# Wheaton Park District

## Wheaton Park District Board of Commissioners Meeting Minutes

Wednesday September 20, 2023, 5:00 p.m.

City of Wheaton Council Chambers 303 W. Wesley Street Wheaton, Illinois

**CALL TO ORDER** – President Kelly called the meeting to order at 5:00 p.m. Barrett, Frey, Mee, Pecharich, and Vires were present.

### PRESENTATIONS

President Kelly made comments in honor of Commissioner Ray Morrill who passed away suddenly on August 27, 2023. This was the first meeting held after Commissioner Morrill's passing. A moment of silence was held.

### COMMUNITY INPUT

The following Wheaton Park District residents and non-residents provided public comment concerning Wheaton Park District General Use Ordinance Section 2.8 "Use of Restrooms, Washrooms, and Locker Rooms", and the proposed Cosley Zoo parking lot expansion plan.

#### *Residents:*

Jeff Mousseau 25W700 Flint Creek Road – Zoo Parking Lot  
Matt Szfranski 815 W. Elm – Zoo Parking Lot.  
Jim Crispin 604 Evergreen Street – Locker Room/Restroom  
Sharon Biersdorf 766 Ralph Court – Zoo Parking lot  
Edward Sepke 1043 Oakview Drive – Zoo Parking Lot  
Diane Gallow (need address) – Zoo Parking Lot.  
Gabby Resik 428 S. West Street – Locker Room/Restroom  
Susan Varcek 520 N. Mais Street – Zoo Parking Lot  
Kate Wasserman 1639 W Wadem Place – Locker Room/Restroom  
Minette Vote 1639 Wadem Place – Locker Room/Restroom  
Pam Bassi 225 W. Franklin – Zoo Parking Lot  
David Sohmer 720 N. Main Street – Locker Room/Restroom  
Liz Westergaard 742 Ralph Court – Zoo Parking Lot  
Mike Flynn 2081 Wexford Circle – Locker Room/Restroom  
Pam Knight 795 W. Hawthorne Blvd – Zoo Parking Lot  
Christy Needham 1311 N. Carlton Ave – Zoo Parking Lot  
Mary Lee 1310 N. Carlton – Zoo Parking Lot  
Angie Anderson 616 S. Dorchester Ave – Locker Room/Restroom

#### *Non-Residents:*

Claire Childs Winfield – Locker Room/Restroom  
Mary Chapely 300 Dwane Street – Glen Ellyn- Locker Room/Restroom

## CONSENT AGENDA

- A. Approval of the Disbursements totaling \$1,044,299.42 for the period beginning July 12, 2023, and ending September 12, 2023
- B. Approval of the Disbursements totaling \$2,293,103.34 for the period beginning July 12, 2023, and ending September 12, 2023
- C. Approval of the Subcommittee Meeting Minutes June 7, 2023
- D. Approval of the Subcommittee Meeting Minutes July 5, 2023
- E. Approval of the Regular Meeting Minutes July 19, 2023
- F. Approval of the Special Meeting Minutes August 14, 2023
- G. Approval of Amended Meeting Schedules for the Wheaton Park District Board of Commissioners

Commissioner Mee moved to approve the consent agenda as presented. Seconded by Commissioner Frey.

Motion passed by roll call vote.

Ayes: Vires, Pecharich, Mee, Frey, Barrett, Kelly

Nays: None

Abstain: None

Absent: None

## UNFINISHED BUSINESS

None

## NEW BUSINESS

### 1. **Resolution 2023-06**

Commissioner Vires moved to approve Resolution 2023-06 Approving the Filing for a Petition for Annexation with the City of Wheaton for Property Located at 0N239 Gary Avenue, Wheaton Illinois. Seconded by Commissioner Mee. No discussion.

Motion passed by roll call vote.

Ayes: Vires, Pecharich, Mee, Frey, Barrett, Kelly

Nays: None

Abstain: None

Absent: None

### 2. **Briar Patch Park Improvement Project**

Commissioner Pecharich moved to Reject the Sole Bid for the Briar Patch Park Improvement Project from Innovation Landscape. Seconded by Commissioner Frey.

President Kelly stated that we will re-bid the project at a more favorable time. Motion passed by voice vote.

### 3. **Community Center Parking Lot Repaving Project**

Commissioner Frey moved to approve Change Order No. 1 for the Community Center Parking Lot Repaving Project from Abbey Paving in the Amount of \$9,886.10. Seconded by Commissioner Mee. No discussion. Motion passed by voice vote.



4. **Gasoline and Diesel Fuel Supply and Delivery 2023-2024**

Commissioner Mee moved to approve the Bid for Gasoline and Diesel Fuel Supply and Delivery from Feece Oil Company at a Cost of the OPIS Rate Plus \$0.198 per Gallon for a Term Beginning December 2023 and Ending November 2026. Seconded by Commissioner Pecharich. No discussion.

Motion passed by roll call vote.

Ayes: Vires, Pecharich, Mee, Frey, Barrett, Kelly

Nays: None

Abstain: None

Absent: None

5. **Graf Park Fence Replacement Project**

Commissioner Frey moved to approve the Bid for the Graf Park Fence Replacement Project from Northern Illinois Fence Including Base Bid A and B and Alternate No. 1 at a Cost of \$41,013.07 plus a 10% Contingency of \$4,101. Seconded by Commissioner Barrett. No discussion.

Motion passed by roll call vote.

Ayes: Vires, Pecharich, Mee, Frey, Barrett, Kelly

Nays: None

Abstain: None

Absent: None

6. **Lift Truck Purchase**

Commissioner Pecharich moved to approve Resolution 2023-07 Ratifying and Approving the Emergency Expenditure of Funds Without Competitive Bidding for the Purchase of Certain Vehicles at an Amount Not to Exceed \$116,900. Seconded by Commissioner Mee. No discussion.

Motion passed by roll call vote.

Ayes: Vires, Pecharich, Mee, Frey, Barrett, Kelly

Nays: None

Abstain: None

Absent: None

7. **Scottsdale Park Backstop Replacement Project**

Commissioner Frey moved to approve the Bid for the Scottsdale Park Backstop Replacement Project from Northern Illinois Fence Project Including Field #9, Field #10 and T-Ball Field #2 in the Amount of \$165,363.23 plus a contingency of \$16,536. Seconded by Commissioner Vires. No discussion.

Motion passed by roll call vote.

Ayes: Vires, Pecharich, Mee, Frey, Barrett, Kelly

Nays: None

Abstain: None

Absent: None

**8. Cosley Zoo Visitor's Center Deck Replacement Project**

Commissioner Pecharich moved to approve Change Order No. 1 for the Cosley Zoo Visitor's Center Deck Replacement Project from Wallfill in the amount of \$625. Seconded by Commissioner Barrett. No discussion. Motion passed by voice vote.

**9. Mower Purchase**

Commissioner Mee moved to approve the Purchase of a Groundsmaster 4000-D Mower from the Omnia Partners Cooperative Contract through Reinders Inc. at a Cost of \$89,240.70. Seconded by Commissioner Frey. No discussion.

Motion passed by roll call vote.

Ayes: Vires, Pecharich, Mee, Frey, Barrett, Kelly

Nays: None

Abstain: None

Absent: None

**10. Jay Allen Concert Fundraiser**

Commissioner Pecharich moved to approve Payment to the Alzheimer's Association in the Amount of \$30,250.71. Seconded by Commissioner Frey.

Motion passed by roll call vote.

Ayes: Vires, Pecharich, Mee, Frey, Barrett, Kelly

Nays: None

Abstain: None

Absent: None

**REPORTS FROM STAFF**

Commissioner Vires reflected on how much he enjoyed serving on the board with Ray Morrill and what a good man he was. Vires stated that the summer concerts were fantastic and there were many great acts. He is looking forward to many more years of concerts in Memorial Park.

Commissioner Mee thanked Executive Director Benard for his eulogy for Ray at the funeral and for President Kelly's comments at the beginning of the meeting. He said that Ray was a great guy, and he will be missed. Mee thanked Benard and staff for all the summer events. He was pleased that the 2023 fall soccer, tackle football, and cheerleading were all stronger in 2023 than 2022. Camps, and pickleball numbers as well as the Central Athletic Complex usage hours were all up. He thanked the Special Facilities Department for increased attendance numbers at the zoo and museum, and an increase in golf rounds.

**ADJOURNMENT**

At 6:35 p.m. Commissioner Mee moved to adjourn to closed session for the purpose of discussing the: Pending, probable or imminent litigation, 5ILCS 120/ 2 (c) (11) Commissioner Vires seconded.

Motion passed by roll call vote.

Ayes: Barrett, Frey, Mee, Pecharich, Vires, Kelly

TO: Board of Commissioners  
FROM: Rob Sperl, Director of Parks and Planning  
THROUGH: Michael Benard, Executive Director  
RE: Path Easement Amendment – Atten Park  
DATE: October 25, 2023

---



**SUMMARY:**

On the north end of Atten Park, a path connects the park to the neighborhoods adjacent to Creekside Drive further to the north. This path was created as a result of the Wheaton Sanitary District granting the park district an easement. At the time the path was constructed, the sanitary district installed a new fence parallel to their original fence.

The existing easement states that the sanitary district is responsible for maintaining the original fence. There are some sections of the fence that require repair. Both the park district and the sanitary district discussed the need for this fence and the potential of removing it rather than repairing it.

This was discussed with the president of the neighboring homeowner's association – Muirfield Estates. They felt strongly that the fence should remain and have agreed to take over the maintenance of the fence.

The sanitary district has requested an amendment to the easement agreement and our attorney has drafted an addendum to it. We remain responsible for the path and its maintenance.

**PREVIOUS COMMITTEE/BOARD ACTION:**

The easement agreement was approved in November 2016.

**STAKEHOLDER PROCESS:**

This has been recommended by the sanitary district and discussed with the president of the neighboring homeowner's association.

**LEGAL REVIEW:**

The attached document was reviewed and drafted by our attorney.

**ATTACHMENTS:**

Plan view of easement  
Easement agreement R2018-047882  
Easement addendum

**RECOMMENDATION:**

It is recommended that the Wheaton Park District Board of Commissioner's approve the amendment to the easement agreement with the Wheaton Sanitary District.

## ADDENDUM TO EASEMENT AGREEMENT FOR PEDESTRIAN PATH/BICYCLE PATH

This Addendum ("Addendum") is made to that particular "Easement Agreement For Pedestrian Path/Bicycle Path" ("Agreement") by and between Wheaton Sanitary District ("WSD"), and Wheaton Park District, an Illinois park district ("WPD") (individually referred to as "Party" and collectively the "Parties") dated November 16, 2016. This Addendum modifies and supplements the Agreement. In the event of any conflict between the provisions of the Agreement and this Addendum, the provisions of this Addendum shall control. Capitalized terms used but not otherwise defined herein shall have the meanings ascribed to them in the Agreement.

### AGREEMENT

#### 1. Insert New Section "Assignment"

Assignment. WSD assigns, and WPD consents to such assignment, all responsibilities addressed in Section 3(c) regarding the maintenance of the fence on the southerly boundary of a pedestrian path/bike path ("Southerly Fence") to the Muirfield Estates Homeowners' Association ("HOA") (the "Assignment"). The HOA accepts the Assignment of the Southerly Fence. As part of such Assignment, WSD, WPD and HOA agree to the following:

- a. The Southerly Fence is currently in good working condition. Any concerns regarding the condition of the Southerly Fence will be addressed solely between the WSD and the HOA.
- b. Except for the responsibility of the maintenance of the Southerly Fence, the rights and obligations of WPD and WSD as stated in the Agreement remain unchanged.
- c. WPD holds no responsibility for the Southerly Fence or the relationship between the HOA and WSD as it pertains to the Southerly Fence. Notifications of any HOA concerns regarding the Southerly Fence will be made in writing to WSD.
- d. The terms of the HOA's access to the Bike Path for maintenance of the Southerly Fence shall be confirmed in writing to WSD and WPD prior to such access.
- e. The Southerly Fence as maintained by the HOA shall not interfere with use of the Bike Path by pedestrians or cyclists.
- f. Construction. All construction or other work or activity by the HOA or HOA contractors related to the Southerly Fence shall be performed in a safe and sound manner and in accordance with all applicable federal, state and local laws. HOA is responsible for the payment of all costs associated with any work or activity performed on the Southerly Fence. HOA shall be responsible for any impact the maintenance of the Southerly Fence may have on the Bike Path including but not limited to the impact of temporarily closing the Bike Path or any long-term effects the maintenance may have on the Bike Path.
- g. Liens. HOA shall not permit any lien to be imposed upon WSD, WPD, the Bike Path or the Southerly Fence.

- h. **Indemnification.** To the fullest extent permitted by law, HOA agrees to indemnify, defend (at WSD and WPD's election) and hold harmless WSD and WPD, its agents, employees, officers and trustees (each individually an "Indemnitee" and collectively the "Indemnitees"), from and against any and all liabilities, claims, losses, demands, causes of action, proceedings, costs and expenses including, without limitation, all reasonable attorneys' fees (including separate legal counsel retained by WSD and/or WPD if so elected by either Party), court costs and expert witness fees, incurred by or brought against all or any of the Indemnitees arising out of or caused by, directly or indirectly, any act or omission of (i) HOA, any of HOA's contractors, subcontractors or anyone directly or indirectly employed by or authorized to act on behalf of any of them; or (ii) any licensee of HOA or member of the public, relating to or in any manner associated with the use or misuse of the rights and/or privileges granted pursuant to the Southerly Fence Assignment.
- i. **Insurance.** HOA shall maintain and shall require any of the HOA's contractors hired to perform any work on the Southerly Fence, to maintain liability insurance in reasonable amounts with reputable companies as are reasonably acceptable to WSD and WPD, to protect WSD, WPD and HOA against claims arising directly or indirectly out of or in connection with the use of the Southerly Fence.
- j. **Termination.** If the Southerly Fence requires replacement, the replacement fence will be installed on the HOA's private property, at the HOA's sole expense. Such replacement of the Southerly Fence on the HOA's private property shall constitute a termination of the relationship between WSD/WPD/HOA established in this Agreement. Such termination will not impact any other aspect of this Agreement established between WSD and WPD.
- k. **Effective Date.** The effective date of this Assignment is January 1, 2024. Until January 1, 2024, the Southerly Fence shall be maintained by WSD as outlined in the Agreement.

2. The following language shall be added to the end of the "Notices" Section.

Notice to Muirfield Estates  
Homeowners' Association (HOA):

---

---

---

---

All other terms and conditions contained in the Agreement remain unchanged. The Agreement and this Addendum contain all of the terms and conditions agreed to by the Parties with respect to the subject matter hereof, and no other alleged communications or agreements between the

Parties, written or otherwise, shall vary the terms hereof. Any modification of the Agreement must be in writing and signed by all Parties.

**IN WITNESS WHEREOF**, the Parties have executed this Addendum as of the dates set forth below.

**WHEATON SANITARY DISTRICT**

By: \_\_\_\_\_

Its: \_\_\_\_\_

ATTEST: \_\_\_\_\_

Its: \_\_\_\_\_

Date: \_\_\_\_\_

**WHEATON PARK DISTRICT**

By: \_\_\_\_\_

Its: \_\_\_\_\_

ATTEST: \_\_\_\_\_

Its: \_\_\_\_\_

Date: \_\_\_\_\_

**MUIRFIELD ESTATES  
HOMEOWNERS' ASSOCIATION**

By: \_\_\_\_\_

Its: \_\_\_\_\_

ATTEST: \_\_\_\_\_

Its: \_\_\_\_\_

Date: \_\_\_\_\_

**WHEATON PARK DISTRICT  
RESOLUTION NO. 2023-08**

**A RESOLUTION APPROVING THE TERMS AND AUTHORIZING THE EXECUTION OF  
AN ADDENDUM TO EASEMENT AGREEMENT FOR PEDESTRIAN PATH/BICYCLE PATH**

WHEREAS, the Wheaton Sanitary District ("Sanitary District") and the Wheaton Park District ("Park District") are parties to that certain Easement Agreement For Pedestrian Path/Bicycle Path dated November 16, 2016 ("Agreement"); and

WHEREAS, the Sanitary District and Park District wish to amend the Agreement to modify certain aspects, including transferring the maintenance obligations of a certain fence from the Sanitary District to the Muirfield Estates Homeowners' Association ("HOA"); and

WHEREAS, the Sanitary District, Park District, and HOA have negotiated an addendum to the Agreement that reflects the agreed upon changes, a copy of which is attached hereto as Exhibit A ("Addendum"); and

WHEREAS, the Park District's Board of Park Commissioners ("Park Board") has determined that it is in the best interests of the Park District and its residents to approve and enter into the Addendum, subject to the terms and conditions set forth therein.

**NOW THEREFORE, IT IS HEREBY RESOLVED** by the Board of Park Commissioners of the Wheaton Park District, DuPage County, Illinois, as follows:

1. The foregoing recitals to this Resolution are hereby determined to be true and correct and are hereby incorporated in and made part of this Resolution.
2. The form, terms and provisions of the proposed Addendum attached hereto as Exhibit A are hereby in all respects approved, and the President and Secretary of the Park Board are hereby authorized and directed to execute the Addendum in the name and on behalf of the Park District, substantially in the form as presented to this Park Board, with such modifications thereto, if any, as the President of the Park Board in consultation with the Park District's legal counsel shall approve, which approval shall be conclusively evidenced by his or her execution thereof.
3. The President and Secretary of the Park Board, the Park District's Executive Director and the Park District's attorneys are hereby authorized, empowered and directed to take all action and execute any and all documents necessary or appropriate in order to carry out the intent and effectuate the provisions and purposes of this Resolution and the Addendum.
4. This Resolution shall be in full force and effect from and after its adoption as provided by law.

Adopted this 25<sup>th</sup> day of October 2023 by roll call vote as follows:

AYES:

NAYS:

ABSENT:

ABSTAIN:

---

President  
Board of Park Commissioners  
Wheaton Park District

ATTEST:

---

Secretary  
Board of Park Commissioners  
Wheaton Park District



STATE OF ILLINOIS     )  
  )  
COUNTY OF DUPAGE    )

**SECRETARY'S CERTIFICATE**

I, Michael J. Benard, do hereby certify that I am the Secretary of the Board of Park Commissioners of the Wheaton Park District, DuPage County, Illinois and as such, I am keeper of the records, ordinances, files and seal of said Park District; and

I HERBY CERTIFY that the foregoing instrument is a true and correct copy of:

**A RESOLUTION APPROVING THE TERMS AND AUTHORIZING THE EXECUTION OF  
AN ADDENDUM TO EASEMENT AGREEMENT FOR PEDESTRIAN PATH/BICYCLE PATH**

adopted at a duly called regular Meeting of the Board of Park Commissioners of the Wheaton Park District held at the City of Wheaton City Council Chambers, 303 W. Wesley Street, Wheaton, Illinois at 7:00 p.m. on the 25<sup>th</sup> day of October, 2023.

I do further certify that the deliberations of the Board on the adoption of said resolution were conducted openly, that the vote on the adoption of said resolution was taken openly, that said meeting was called and held at a specified time and place convenient to the public, that notice of said meeting was duly given to all of the news media requesting such notice, that an agenda for said meeting was posted as required by the Open Meetings Act and that said meeting was otherwise called and held in strict compliance with the provisions of the Open Meetings Act of the State of Illinois, as amended, and with the provisions of the Park District Code of the State of Illinois, as amended, and that the Board has complied with all of the provisions of said Act and said Code and with all of the procedural rules of the Board.

IN WITNESS WHEREOF, I hereto affix my official signature and the seal of said Wheaton Park District in Wheaton, Illinois, this 25<sup>th</sup> day of October, 2023.

\_\_\_\_\_  
Michael J. Benard  
Secretary

[SEAL]

**EXHIBIT A**

**Addendum**



**FRED BUCHOLZ**

**DUPAGE COUNTY RECORDER**

**MAY 31, 2018 RHSP 9:56 AM**  
**OTHER \$47.00 05-19-300-012**

**011 PAGES R2018-047882**

**EASEMENT AGREEMENT FOR PEDESTRIAN PATH/BICYCLE PATH**

**(Agreement attached)**

**WHEATON SANITARY DISTRICT**

**and**

**WHEATON PARK DISTRICT**

**Atten Park**

Relates to the following property

PART OF THE SOUTHWEST QUARTER OF SECTION 19, TOWNSHIP 39 NORTH, RANGE 10,  
EAST OF THE THIRD PRINCIPAL MERIDIAN IN DUPAGE COUNTY, ILLINOIS.

P.I.N.: 05-19-300-012

Common Address: 1S649 Shaffner Road, Wheaton, Illinois

This instrument prepared by and mail to:

Roger A. Ritzman  
(PEREGRINE, STIME, NEWMAN,  
RITZMAN & BRUCKNER, LTD.)  
221 E. Illinois Street, P.O. Box 564  
Wheaton, IL 60187-0564  
(630) 665-1900

**EASEMENT AGREEMENT  
FOR PEDESTRIAN PATH/BICYCLE PATH**

**Wheaton Sanitary District (grantor) to Wheaton Park District (grantee)**

**Atten Park**

This Easement Agreement for Pedestrian Path/Bicycle Path ("Easement Agreement") is by and between the Wheaton Sanitary District, an Illinois sanitary district ("WSD") and the Wheaton Park District, an Illinois park district ("WPD") (the "Parties"). This Easement Agreement is effective Nov. 16, 2016.

**RECITALS**

WHEREAS, WSD is the owner of certain real property legally described as:

THAT PART OF THE SOUTHWEST QUARTER OF SECTION 19, TOWNSHIP 39 NORTH, RANGE 10 EAST OF THE THIRD PRINCIPAL MERIDIAN, DESCRIBED BY BEGINNING AT A POINT ON THE EAST LINE OF THE SOUTHWEST QUARTER OF SECTION 19, 190.7 FEET NORTH OF THE SOUTH LINE OF THE NORTH HALF OF THE SOUTHWEST QUARTER, ALSO BEING THE SOUTHWEST CORNER OF LOT 31 IN ST. JAMES PARK, RECORDED R1990-057160, THENCE SOUTH 74 DEGREES 52 MINUTES WEST ALSO BEING THE NORTHERLY LINE OF LOTS 10 THROUGH 13 IN SAID ST. JAMES PARK 659.00 FEET, THENCE NORTHWESTERLY AT RIGHT ANGLES TO THE LAST DESCRIBED COURSE, 15.00 FEET, THENCE NORTH 74 DEGREES 52 MINUTES EAST, 662.88 FEET TO THE EAST LINE OF THE SOUTHWEST QUARTER OF SAID SECTION 19, THENCE SOUTH 15.50 FEET TO THE PLACE OF BEGINNING, IN DUPAGE COUNTY, ILLINOIS.

P.I.N. 05-19-300-012

(the "Bike Path")

WHEREAS, attached as Exhibit A is a graphic depiction of the Bike Path; and

WHEREAS, WSD and WPD wish to confirm, via this Easement Agreement, that WPD may use the Bike Path for access to WPD's Atten Park by pedestrians and bicyclists.

### AGREEMENT

In consideration of the Parties' intergovernmental cooperation and easements granted on other properties, the receipt and sufficiency of which is expressly acknowledged by WSD and WPD, the Parties agree as follows:

1. Grant of Non-Exclusive Easement. WSD hereby grants to WPD a non-exclusive easement for a public way for pedestrian and bicycle use only over, on, and across the Bike Path.
2. Maintenance and Access. WPD shall be solely responsible for maintaining and repairing the Bike Path. WPD shall have a right of access to the Bike Path as needed to maintain and repair the Bike Path.
3. Easement Conditions. This Easement Agreement and WPD's rights under this Easement Agreement are subject to the following:
  - (a) All construction or other work or activity by WPD or WPD contractors within the Bike Path shall be performed in a safe and sound manner and in accordance with all applicable federal, state and local laws;
  - (b) WPD is responsible for the payment of all costs associated with any work or activity performed on the Bike Path;
  - (c) WSD is responsible for maintenance of the fences on the southerly and northerly boundaries of the Bike Path;
  - (d) WPD shall install signage identifying the Bike Path as a partnership between the WSD and WPD.
4. Liens. WPD shall not permit any lien to be imposed upon WSD or the Bike Path.
5. Indemnification. To the fullest extent permitted by law, WPD agrees to indemnify, defend (at WSD's election) and hold harmless WSD, its agents, employees, officers and trustees (each individually an "Indemnitee" and collectively the "Indemnitees"), from and against any and

all liabilities, claims, losses, demands, causes of action, proceedings, costs and expenses including, without limitation, all reasonable attorneys' fees (including separate legal counsel retained by WSD if so elected by WSD), court costs and expert witness fees, incurred by or brought against all or any of the Indemnitees arising out of or caused by, directly or indirectly, any act or omission of (i) WPD, any of WPD's contractors, subcontractors or anyone directly or indirectly employed by or authorized to act on behalf of any of them; or (ii) any licensee of WPD or member of the public, relating to or in any manner associated with the use or misuse of the rights and/or privileges granted under this Easement Agreement.

6. Insurance. WPD shall maintain, and shall require any of WPD's contractors hired to perform any work on the Bike Path, to maintain liability insurance in reasonable amounts with reputable companies as are reasonably acceptable to WSD, to protect WSD and WPD against claims arising directly or indirectly out of or in connection with use of or entry upon the Bike Path.

7. Term. This Easement Agreement shall be and remain in full force and effect unless terminated by either WSD or WPD.

8. Termination. Either Party may terminate this Easement Agreement on two (2) years written notice to the other Party. The effective date of termination of this Easement Agreement shall be two (2) years after delivery of such written notice. Upon termination of this Easement Agreement:

- (a) WSD's title to the Bike Path shall be free and clear of all rights granted by this Easement Agreement;
- (b) WSD may move and/or remove any and all fences on WSD's property;

(c) WPD will remove all vehicle impediments/pedestal posts (posts which prevent vehicles from accessing the Bike Path);

(d) WPD will restore the Bike Path to a lawn surface compatible with lawn surfaces on the adjacent WSD property.

9. Reserved Rights. WSD reserves the following rights with respect to the Bike Path:

(a) The right, at WSD's expense, to relocate the Bike Path to other portions of WSD's property, either temporarily or long term, in WSD's sole discretion. Prior to doing so, WSD agrees to notify WPD in writing on or within seven (7) days after WSD determines that relocation is needed, and further agrees to work with WPD to the fullest extent possible in order to coordinate the relocation of the Bike Path to a mutually agreeable location, and to amend this Easement Agreement as needed in order to do so;

(b) The right to disallow use of the Bike Path for a period of 24 hours, but not more often than one 24-hour period per calendar year.

(c) The right to close the Bike Path from time to time on a temporary basis to accommodate construction activities or projects on WSD's property. WSD agrees to give WPD at least thirty (30) days written notice prior to any closure with the estimated dates and duration of such closure so WPD can advise the public accordingly. In the event such construction activities or projects disturb the condition of the Bike Path, upon completion of such construction activities or projects, WSD shall be responsible for restoring the Bike Path to the Bike Path's pre-existing condition.

(d) The right to terminate this Easement Agreement on thirty (30) days written notice to WPD in the event another governmental entity (e.g., Illinois Environmental Protection Agency or U.S. Environmental Protection Agency) determines the Bike Path must be discontinued/terminated.

10. Entire Agreement. This instrument contains the entire agreement between the Parties relating to the rights granted herein and the obligations herein assumed. Any oral representations or modifications concerning this instrument shall be of no force and effect, and modifications to this Agreement must be in writing and must be signed by the Parties.

11. Severability. Invalidation by Judgment or Court Order of any one or more of the covenants or restrictions contained herein shall in no way affect any other provisions which shall remain in full force and effect.

12. Covenant Running with the Land. The easement granted hereunder and the terms and conditions contained in this Easement Agreement shall be a covenant running with the land and shall be binding upon WSD and WPD and any of their lessees, successors in interest, heirs, devisees and assigns from and after the date of execution by the Parties.

13. Law Governing. The laws of the State of Illinois shall govern the terms of this Easement Agreement both as to interpretation and performance.

14. Captions and Paragraph Headings. Captions and paragraph headings are for convenience only and are not part of this Easement Agreement and shall not be used in construing it.

15. Notices. All notices provided for herein shall be served upon the Parties by personal delivery, fax or Certified United States Mail, return receipt requested, at the following locations, or at such other location or locations as the Parties may from time to time designate in writing:

Notice to Wheaton Sanitary District:

Executive Director  
Wheaton Sanitary District  
15649 Shaffner Road  
P. O. Box 626  
Wheaton, Illinois 60189



Notice to Wheaton Park District:

Executive Director  
Wheaton Park District  
102 East Wesley Street  
Wheaton, Illinois 60187

16. No Waiver of Tort Immunity. Nothing contained in this Easement Agreement shall constitute a waiver by either Party of any right, privilege or defense which it has under statutory or common law, including but not limited to the Illinois Governmental and Governmental Employees Tort Immunity Act, 745 ILCS 10.

17. No Third Party Beneficiaries. This Easement Agreement is entered into solely for the benefit of the Parties, and nothing in this Agreement is intended, either expressly or impliedly, to provide any right or benefit of any kind whatsoever to any person and entity who is not a party to this Easement Agreement or to acknowledge, establish, or impose any legal duty to any third party.

18. Enforcement. In any action to enforce this Easement Agreement, the prevailing party shall be entitled to recover its reasonable attorneys' fees, expert witness fees, and costs of litigation.

19. Recording. Upon full execution of this Easement Agreement, it shall be promptly recorded by WSD with the DuPage County Recorder's Office at WSD's sole expense.

20. Board Approval. This Easement Agreement is subject to the approval by the respective Boards of WSD and WPD.

21. Counterpart Signatures. This Easement Agreement shall be executed in triplicate, and may be executed by counterpart signatures. WSD and WPD shall each retain an original, with the third original being recorded as set forth in paragraph 19 of this Easement Agreement.

IN WITNESS WHEREOF, the Parties have executed this Agreement as of the date first above written.

GRANTOR/EE

WHEATON PARK DISTRICT

By: 

Its: Executive Director

Attest: 

Its: Executive Assistant

GRANTEE/OR

WHEATON SANITARY DISTRICT

By:  1/10/18

Its: PRESIDENT

Attest: 

Its: CLERK

WHEATON SANITARY DISTRICT'S ACKNOWLEDGMENT


STATE OF ILLINOIS     )  
                                      ) SS  
COUNTY OF DUPAGE    )

I, the undersigned, a Notary Public in and for said County, in the State aforesaid, do hereby certify that Henry S. Stillwell, III and Jeffrey R. Walker, personally known to me to be the same persons whose names are subscribed to the foregoing instrument, appeared before me this day in person, and acknowledged that they signed, sealed and delivered the said instrument as their free and voluntary act, for the uses and purposes therein set forth.

Given under my hand and official seal, this 10th day of January, 2018.

Roger A. Ritzman  
Notary Public

My Commission expires: 6/29/20



GRANTEE'S ACKNOWLEDGEMENT


STATE OF ILLINOIS     )  
                                      ) SS  
COUNTY OF DUPAGE    )

I, the undersigned, a Notary Public in and for said County, in the State aforesaid, DO  
HEREBY CERTIFY THAT Michael Bond and \_\_\_\_\_, personally known to me  
to be the same persons whose names are subscribed to the foregoing instrument, appeared  
before me this day in person, and acknowledged that they signed, sealed and delivered the said  
instrument as their free and voluntary act, for the uses and purposes therein set forth.

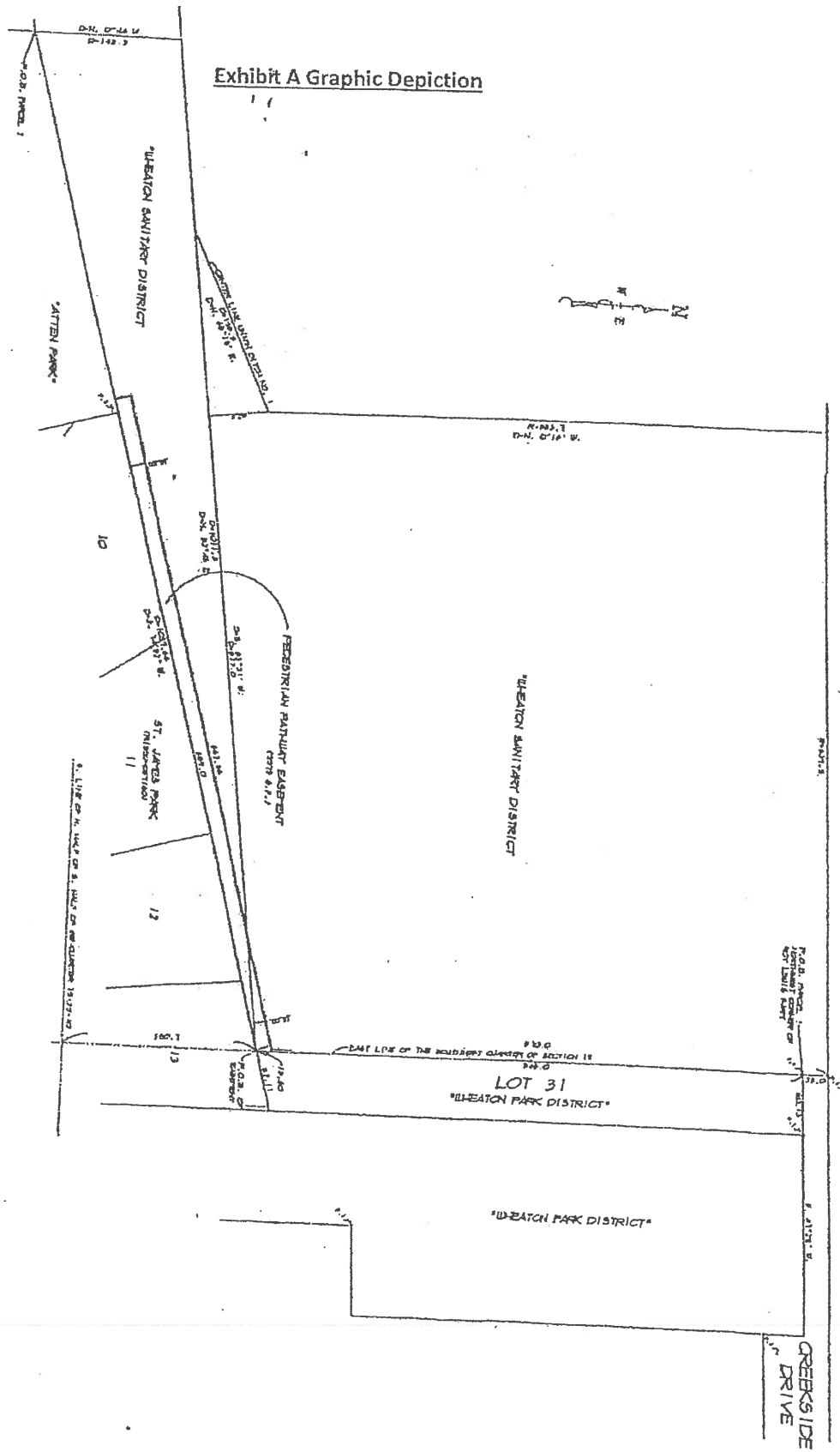
Given under my hand and official seal, this 17 day of Jan, ~~2016~~ <sup>2018</sup>

Donna R. Siciliano  
Notary Public

My Commission expires June 25, 2018



# Exhibit A Graphic Depiction





TO: Board of Commissioners

FROM: Rob Sperl, Director of Parks and Planning  
Steve Hinchee, Superintendent of Planning

THROUGH: Michael Benard, Executive Director

RE: Roofmaster Metalmaster Mary Lubko Center roof project C.O. 1

DATE: October 25, 2023

---

**SUMMARY:**

The existing roof snow guards over the basement exit on the Mary Lubko Center are unable to be attached to the new steel roof. The contractor Roofmaster Metalmaster can furnish and install the proper snow guards for \$1,295.

Change order total = \$1,295

**PREVIOUS COMMITTEE/BOARD ACTION:**

The bid for this work was approved at the July 19, 2023, board meeting.

**REVENUE OR FUNDING IMPLICATIONS:**

The Contract Sum prior to this Change Order	\$224,382.00
The Contract Sum will be increased by these Change Orders	\$1,295.00
The new Contract Sum including these Change Orders will be	\$225,677.00

There is an approved contingency amount of \$22,438.20 for this project.

**STAKEHOLDER PROCESS:**

Staff discussed the change order with John Kelly via phone on 9/25.

**LEGAL REVIEW:**

N/A

**ATTACHMENTS:**

Roofmaster Metalmaster Change Order 1.

**ALTERNATIVES:**

N/A

**RECOMMENDATION:**

It is recommended that the Wheaton Park District Board of Commissioner's approve Roofmaster Metalmasters change order #1 in the amount of \$1,295.

---

## WHEATON PARK DISTRICT CHANGE ORDER

---

**Project:** 2023 Mary Lubko Center Roof Project

**Change Order No.:** 1

**To:** Roofmaster Metalmaster

**Change Order Date:** 9/26/23

**Attn:** Daniel F. Smeja  
4800 Metalmaster Way  
McHenry, IL 60050

**Contract Date:** 7/21/23

**Contract For:** 2023 Mary Lubko Center Roof Project

---

**You are directed to make the following changes in this Contract:**

1. Furnish and install approximately 20 LF of 2-inch iClad Sno-Barricade snow retention system in the same location as the current system (above basement entry).

**Add to the Contract:**

**\$1,295.00**

---

The original Contract Sum was	\$224,382.00
Net Change by previous Change Orders	\$[0.00]
The Contract Sum prior to this Change Order \$	\$224,382.00
The Contract Sum will be increased by this Change Order	\$1,295.00
The new Contract Sum including this Change Order will be	\$225,677.00
The Contract Time will not be changed	0
The Date of Completion as of the date of this Change Order therefore is	10/16/23

Wheaton Park District

**Owner**

102 East Wesley Street  
Wheaton, IL 60187

Address

Michael J. Benard, Executive Director

Roofmaster Metalmaster

**Contractor**

4800 Metalmaster Way  
McHenry, IL 60050

Address

  
Mike Massaro, Director of Operations - Sheet Metal



# METALMASTER ROOFMASTER

*Leader in the Industry*

4800 METALMASTER WAY, MCHENRY, IL 60050

OFFICE: 815.459.6415 • FAX: 815.385.8730

www.metalmaster-roofmaster.com

Date: September 20, 2023

## CONTRACT CHANGE ORDER

Job No.: 23-177  
Job Name: Mary Lubko Center  
Wheaton, IL

Change Order No.: 1

To: Wheaton Park District  
1000 Manchester Road  
Wheaton, IL 60187

Telephone #: (630) 510-4975  
Email: bmorrow@wheatonparks.org

Attn: Mr. Brian Morrow

**AMOUNT OF THIS CHANGE ORDER: (ADD).....Your Cost: \$1,295.00**

Description: Per your email on 9/12/23', this cost is being provided to furnish and install 2" iClad Sno-Barricade snow retention system. (20' approximate)

**\*\*PLEASE NOTE THAT THIS DOCUMENT, ONCE EXECUTED, WILL BE RECOGNIZED AS SUFFICIENT FOR BILLING PURPOSES, AND WILL BE USED AS SUCH. PRICE VALID FOR 30 DAYS AND SUBJECT TO CHANGE.**

**\*\*PLEASE NOTE, THIS CHANGE ORDER COST IS SOLELY BASED ON PRODUCING THE SCOPE OF WORK SPECIFIED ABOVE WHILE THE METALMASTER ROOFMASTER WORK FORCES ARE ON SITE PERFORMING/COMPLETING THE MAIN/ORIGINALLY CONTRACTED SCOPE OF WORK.**

**\*\*IF WE HAVE OVERLOOKED SOMETHING OR FAILED TO RECOGNIZE ALL OF THE CHANGES WHICH ARE BEING INCORPORATED INTO THE METALMASTER ROOFMASTER CONTRACTED SCOPE OF WORK, PLEASE CALL US AS SOON AS POSSIBLE TO CONFIRM THE CHANGES AND POSSIBLE COST/TIME AFFECT THEY WOULD HAVE FOR THIS CONTRACT. METALMASTER IS NOT RESPONSIBLE FOR CHANGES NOT RECOGNIZED WITHIN THE DOCUMENTS, NOR FOR ANY SCOPE OF WORK NOT LISTED ABOVE, WITHIN THE DESCRIPTION SECTION OF THIS CHANGE ORDER.**

The work covered by this order shall be performed under the same terms and conditions of the original contract.

**CHANGES APPROVED:**  
**METALMASTER ROOFMASTER, INC.**

**WHEATON PARK DISTRICT**

BY: Kipp Sobieski  
Kipp Sobieski  
Sales Manager

BY: \_\_\_\_\_  
Authorized Acceptance

DATE: 9/20/2023

DATE: \_\_\_\_\_

## AN ORDINANCE APPROVING THE DISPOSAL AND SALE OF PERSONAL PROPERTY OWNED BY THE WHEATON PARK DISTRICT

**WHEREAS**, the Park District owns: One (1) 2002 FORD 1 TON DUMP TRUCK Serial# 1FDWF36S22ED11918 located at Arrowhead Golf Club; One (1) 2008 TORO GM 4000-D Serial# 30410-280000983 located at Arrowhead Golf Club; One (1) 2006 BUFFALO TURBINE BLOWER Serial# KB11714 located at Arrowhead Golf Club; One (1) 2006 BUFFALO TURBINE BLOWER Serial#KB11715 located at Arrowhead Golf Club; One (1) 2000 YAMAHA GENERATOR Serial# YG6600DE – 205441 located at Arrowhead Golf Club; One (1) #1011 2003 Ford Explorer Vin 1FMZU72K23ZB37763. Located at Parks Services Center; One (1) #T2603 2007 Big Tex 18ft Pipe trailer Vin 16VPX182X72E42134. Located at Parks Services Center; One (1) #T2604 2007 Big Tex 18ft Pipe Trailer Vin 16VPX182672E42132. Located at Parks Services Center; One (1) UPS 5D1611T20265 APC SYBT2 located at the Community Center; One (1) UPS RK25200600388 Minute Man EN750LCD located at the Community Center; One (1) UPS 4B1202P30152 APC Back-ups550 UPS 3B1034X43219 APC Back-ups ES 650 located at the Community Center; One (1) Desktop MJ06NWE5 Lenovo ThinkCentre M710 located at the Community Center; One (1) Desktop MJ06NWC0 Lenovo ThinkCentre M710 located at the Community Center; One (1) Desktop MJ06NWC4 Lenovo ThinkCentre M710 located at the Community Center; One (1) Desktop MJ06NWCM Lenovo ThinkCentre M710 located at the Community Center; One (1) Desktop MJ06NWE9 Lenovo ThinkCentre M710 located at the Community Center; One (1) Desktop MJ06NWCP Lenovo ThinkCentre M710 located at the Community Center; One (1) Desktop MJ06NWDULenovo ThinkCentre M710 located at the Community Center; One (1) Desktop MJ06NWEB Lenovo ThinkCentre M710 located at the Community Center; One (1) Desktop MJ06NWEA Lenovo ThinkCentre M710 located at the Community Center; One (1) Desktop MJ06NWC1 Lenovo ThinkCentre M710 located at the Community Center; One (1) Desktop MJ06NWE2 Lenovo ThinkCentre M710 located at the Community Center; One (1) Desktop MJ06NVEC Lenovo ThinkCentre M710 located at the Community Center; One (1) Desktop MJ0615XH Lenovo ThinkCentre M710 located at the Community Center; One (1) Desktop MJ06NWCV Lenovo ThinkCentre M710 located at the Community Center; One (1) Desktop MJ06NWC3 Lenovo ThinkCentre M710 located at the Community Center; One (1) Desktop MJ06NWBM Lenovo ThinkCentre M710 located at the Community Center; One (1) Desktop MJ06NWBVLenovo ThinkCentre M710 located at the Community Center; One (1) DesktopMJ06NWE6 Lenovo ThinkCentre M710 located at the Community Center; One (1) Desktop MJ06NWBULenovo ThinkCentre M710 located at the Community Center; One (1) Desktop MJ06NWDK Lenovo ThinkCentre M710 located at the Community Center; One (1) Desktop MJ06NWD6 Lenovo ThinkCentre M710 located at the Community Center; One (1) Desktop MJ06NWED Lenovo ThinkCentre M710 located at the Community Center; One (1) Desktop MJ06NGBT Lenovo ThinkCentre M710 located at the Community Center; One (1)

Desktop MJ0DHY6C Lenovo ThinkCentre M720 located at the Community Center; One (1)  
 Desktop MJ0DAR8W Lenovo ThinkCentre M720 located at the Community Center; One (1)  
 Desktop MJ04YKC9 Lenovo ThinkCentre M700 located at the Community Center; One (1)  
 Desktop MJ06NWCW Lenovo ThinkCentre M710 located at the Community Center; One (1)  
 Desktop MJ0832V5 Lenovo ThinkCentre M910 located at the Community Center; One (1)  
 Desktop MJ0832TZ Lenovo ThinkCentre M910 located at the Community Center; One (1)  
 Desktop MJ0832V2 Lenovo ThinkCentre M910 located at the Community Center; One (1)  
 Desktop MJ04YKC2 Lenovo ThinkCentre M700 located at the Community Center; One (1)  
 Desktop MJ04YK8Q Lenovo ThinkCentre M700 located at the Community Center; One (1)  
 Desktop MJ04YKBW Lenovo ThinkCentre M700 located at the Community Center; One (1)  
 Desktop MJ04YK9G Lenovo ThinkCentre M700 located at the Community Center; One (1)  
 Desktop MJ02P2UR Lenovo ThinkCentre M83 located at the Community Center; One (1)  
 Desktop MJ0P6SD Lenovo ThinkCentre M83 located at the Community Center; One (1)  
 Laptop PC-0ER6M0 Lenovo ThinkPad T460 located at the Community Center; One (1)  
 Laptop R9-0KN0Y3 Lenovo ThinkPad T560 located at the Community Center; One (1)  
 Tablet 5281283153 Microsoft Surface pro 1796 located at the Community Center; One (1)  
 Tablet 218127235 Microsoft Surface pro 1796 located at the Community Center; One (1)  
 Handheld Scanner G16A95027 APC Quick Scan QD2130-BK located at the Community Center; One (1)  
 Scanner DL363184 Cannon DR-2050C located at the Community Center; One (1)  
 Cash Draw 619727 Heritage Muti-Serial located at the Community Center; One (1)  
 Monitor 3CQ84719Z0 HP L1750 located at the Community Center; One (1) Monitor  
 04GZHCHM300509B Samsung LS24E45KDL; One (1) MonitorCN-0C0646-46633-58V-3LYL Dell  
 2001FP located at the Community Center; One (1) Monitor 25507534TA NEC AccuSync AS221WM  
 located at the Community Center; One (1) Monitor 0Z105769NA NECLCD175M-BK located at the  
 Community Center; One (1) Monitor CN-0CC352-64180-66E-0TVC Dell 1707PC located at the  
 Community Center; One (1) Monitor CN-0CC352-64180-66E-0UIC Dell 1707PC located at the  
 Community Center; One (1) Monitor CN-0FP816-46633-763-942U Dell 1708FPB located at the  
 Community Center; One (1) Monitor CN-0PM372-72872-79L-29JI Dell 1708FBF located at the  
 Community Center; One (1) Monitor J08C004598 ELO TouchSystem E292567 located at the  
 Community Center; One (1) Monitor 11117782TA NEC EA192M-BK located at the Community Center;  
 One (1) Keyboard 9532018 Lenovo KU-0225 located at the Community Center; One (1) Keyboard  
 512230 Lenovo Ku-1619 located at the Community Center; One (1) Keyboard 512084 Lenovo Ku-1619  
 located at the Community Center; One (1) Keyboard 504097 Lenovo Ku-1619 located at the Community  
 Center; One (1) Mouse HP M-UAL-96 located at the Community Center; One (1) Phone 0004F270E3F3  
 Polycon VVX300 located at the Community Center; One (1) Phone 0004F2CBDEF2 Polycon VVX300  
 located at the Community Center; One (1) Phone 0004F2CBDC5D Polycon VVX300 located at the  
 Community Center; One (1) Phone 0004F2CBDDD4 Polycon VVX300 located at the Community  
 Center; One (1) Phone 0004F2C Polycon VVX300 located at the Community Center;

**WHEREAS,** the Board of Park Commissioners has determined that it would be in the best  
 interest of the Park District to dispose: One (1) 2002 FORD 1 TON DUMP TRUCK Serial#  
 1FDWF36S22ED11918 located at Arrowhead Golf Club; One (1) 2008 TORO GM 4000-D Serial#  
 30410-280000983 located at Arrowhead Golf Club; One (1) 2006 BUFFALO TURBINE BLOWER  
 Serial# KB11714 located at Arrowhead Golf Club; One (1) 2006 BUFFALO TURBINE BLOWER  
 Serial#KB11715 located at Arrowhead Golf Club; One (1) 2000 YAMAHA GENERATOR Serial#  
 YG6600DE – 205441 located at Arrowhead Golf Club; One (1) #1011 2003 Ford Explorer Vin  
 1FMZU72K23ZB37763. Located at Parks Services Center; One (1) #T2603 2007 Big Tex 18ft Pipe  
 trailer Vin 16VPX182X72E42134. Located at Parks Services Center; One (1) #T2604 2007 Big Tex 18ft  
 Pipe Trailer Vin 16VPX182672E42132. Located at Parks Services Center; One (1) UPS 5D1611T20265  
 APC SYBT2 located at the Community Center; One (1) UPS RK25200600388 Minute Man  
 EN750LCD located at the Community Center; One (1) UPS 4B1202P30152 APC Back-ups550

UPS 3B1034X43219 APC Back-ups ES 650 located at the Community Center; One (1) Desktop MJ06NWE5 Lenovo ThinkCentre M710 located at the Community Center; One (1) Desktop MJ06NWC0 Lenovo ThinkCentre M710 located at the Community Center; One (1) Desktop MJ06NWC4 Lenovo ThinkCentre M710 located at the Community Center; One (1) Desktop MJ06NWC6 Lenovo ThinkCentre M710 located at the Community Center; One (1) Desktop MJ06NWE9 Lenovo ThinkCentre M710 located at the Community Center; One (1) Desktop MJ06NWC7 Lenovo ThinkCentre M710 located at the Community Center; One (1) Desktop MJ06NWDU Lenovo ThinkCentre M710 located at the Community Center; One (1) Desktop MJ06NWEB Lenovo ThinkCentre M710 located at the Community Center; One (1) Desktop MJ06NWEA Lenovo ThinkCentre M710 located at the Community Center; One (1) Desktop MJ06NWC1 Lenovo ThinkCentre M710 located at the Community Center; One (1) Desktop MJ06NWE2 Lenovo ThinkCentre M710 located at the Community Center; One (1) Desktop MJ06NWE3 Lenovo ThinkCentre M710 located at the Community Center; One (1) Desktop MJ0615XH Lenovo ThinkCentre M710 located at the Community Center; One (1) Desktop MJ06NWCV Lenovo ThinkCentre M710 located at the Community Center; One (1) Desktop MJ06NWC3 Lenovo ThinkCentre M710 located at the Community Center; One (1) Desktop MJ06NWBW Lenovo ThinkCentre M710 located at the Community Center; One (1) Desktop MJ06NWBV Lenovo ThinkCentre M710 located at the Community Center; One (1) Desktop MJ06NWE6 Lenovo ThinkCentre M710 located at the Community Center; One (1) Desktop MJ06NWBW Lenovo ThinkCentre M710 located at the Community Center; One (1) Desktop MJ06NWDK Lenovo ThinkCentre M710 located at the Community Center; One (1) Desktop MJ06NWD6 Lenovo ThinkCentre M710 located at the Community Center; One (1) Desktop MJ06NWD7 Lenovo ThinkCentre M710 located at the Community Center; One (1) Desktop MJ06NWB7 Lenovo ThinkCentre M710 located at the Community Center; One (1) Desktop MJ0DHY6C Lenovo ThinkCentre M720 located at the Community Center; One (1) Desktop MJ0DAR8W Lenovo ThinkCentre M720 located at the Community Center; One (1) Desktop MJ04YKC9 Lenovo ThinkCentre M700 located at the Community Center; One (1) Desktop MJ06NWCW Lenovo ThinkCentre M710 located at the Community Center; One (1) Desktop MJ0832V5 Lenovo ThinkCentre M910 located at the Community Center; One (1) Desktop MJ0832TZ Lenovo ThinkCentre M910 located at the Community Center; One (1) Desktop MJ0832V2 Lenovo ThinkCentre M910 located at the Community Center; One (1) Desktop MJ04YKC2 Lenovo ThinkCentre M700 located at the Community Center; One (1) Desktop MJ04YK8Q Lenovo ThinkCentre M700 located at the Community Center; One (1) Desktop MJ04YKBW Lenovo ThinkCentre M700 located at the Community Center; One (1) Desktop MJ04YK9G Lenovo ThinkCentre M700 located at the Community Center; One (1) Desktop MJ02P2UR Lenovo ThinkCentre M83 located at the Community Center; One (1) Desktop MJ0P6SD Lenovo ThinkCentre M83 located at the Community Center; One (1) Laptop PC-0ER6M0 Lenovo ThinkPad T460 located at the Community Center; One (1) Laptop R9-0KN0Y3 Lenovo ThinkPad T560 located at the Community Center; One (1) Tablet 5281283153 Microsoft Surface pro 1796 located at the Community Center; One (1) Tablet 218127235 Microsoft Surface pro 1796 located at the Community Center; One (1) Handheld Scanner G16A95027 APC Quick Scan QD2130-BK located at the Community Center; One (1) Scanner DL363184 Cannon DR-2050C located at the Community Center; One (1) Cash Draw 619727 Heritage Muti-Serial located at the Community Center; One (1) Monitor 3CQ84719Z0 HP L1750 located at the Community Center; One (1) Monitor 04GZHCHM300509B Samsung LS24E45KDL; One (1) Monitor CN-0C0646-46633-58V-3LYL Dell 2001FP located at the Community Center; One (1) Monitor 25507534TA NEC AccuSync AS221WM located at the Community Center; One (1) Monitor 0Z105769NA NECLCD175M-BK located at the Community Center; One (1) Monitor CN-0CC352-64180-66E-0TVC Dell 1707PC located at the Community Center; One (1) Monitor CN-0CC352-64180-66E-0UIC Dell 1707PC located at the Community Center; One (1) Monitor CN-0FP816-46633-763-942U Dell 1708FPB located at the Community Center; One (1) Monitor CN-0PM372-72872-79L-29JI Dell 1708FBF located at the Community Center; One (1) Monitor J08C004598 ELO TouchSystem E292567 located at the

**NOW, THEREFORE, IT IS HEREBY ORDAINED BY THE BOARD OF PARK COMMISSIONERS OF THE WHEATON PARK DISTRICT, DuPage County, Illinois, as follows:**

**Section 2:** The Park District will dispose: One (1) 2002 FORD 1 TON DUMP TRUCK Serial# 1FDWF36S22ED11918 located at Arrowhead Golf Club; One (1) 2008 TORO GM 4000-D Serial# 30410-280000983 located at Arrowhead Golf Club; One (1) 2006 BUFFALO TURBINE BLOWER Serial# KB11714 located at Arrowhead Golf Club; One (1) 2006 BUFFALO TURBINE BLOWER Serial#KB11715 located at Arrowhead Golf Club; One (1) 2000 YAMAHA GENERATOR Serial# YG6600DE – 205441 located at Arrowhead Golf Club; One (1) #1011 2003 Ford Explorer Vin 1FMZU72K23ZB37763. Located at Parks Services Center; One (1) #T2603 2007 Big Tex 18ft Pipe trailer Vin 16VPX182X72E42134. Located at Parks Services Center; One (1) #T2604 2007 Big Tex 18ft Pipe Trailer Vin 16VPX182672E42132. Located at Parks Services Center; One (1) UPS 5D1611T20265 APC SYBT2 located at the Community Center; One (1) UPS RK25200600388 Minute Man EN750LCD located at the Community Center; One (1) UPS 4B1202P30152 APC Back-ups550 UPS 3B1034X43219 APC Back-ups ES 650 located at the Community Center; One (1) Desktop MJ06NWE5 Lenovo ThinkCentre M710 located at the Community Center; One (1) Desktop MJ06NWC0 Lenovo ThinkCentre M710 located at the Community Center; One (1) Desktop MJ06NWC4 Lenovo ThinkCentre M710 located at the Community Center; One (1) Desktop MJ06NWCM Lenovo ThinkCentre M710 located at the Community Center; One (1) Desktop MJ06NWE9 Lenovo ThinkCentre M710 located at the Community Center; One (1) Desktop MJ06NWCP Lenovo ThinkCentre M710 located at the Community Center; One (1) Desktop MJ06NWDULenovo ThinkCentre M710 located at the Community Center; One (1) Desktop MJ06NWEB Lenovo ThinkCentre M710 located at the Community Center; One (1) Desktop MJ06NWEA Lenovo ThinkCentre M710 located at the Community Center; One (1) Desktop MJ06NWC1 Lenovo ThinkCentre M710 located at the Community Center; One (1) Desktop MJ06NWE2 Lenovo ThinkCentre M710 located at the Community Center; One (1) Desktop MJ06NWEC Lenovo ThinkCentre M710 located at the Community Center; One (1) Desktop MJ0615XH Lenovo ThinkCentre M710 located at the Community Center; One (1) Desktop MJ06NWCV Lenovo ThinkCentre M710 located at the Community Center; One (1) Desktop MJ06NWC3 Lenovo ThinkCentre M710 located at the Community Center; One (1) Desktop MJ06NWBM Lenovo ThinkCentre M710 located at the Community Center; One (1) Desktop MJ06NWBVLenovo ThinkCentre M710 located at the Community Center; One (1) DesktopMJ06NWE6 Lenovo ThinkCentre M710 located at the Community Center; One (1) Desktop MJ06NWBULenovo ThinkCentre M710 located at the Community Center; One (1) Desktop MJ06NWDK Lenovo ThinkCentre M710 located at the Community Center; One (1) Desktop MJ06NWD6 Lenovo ThinkCentre M710 located at the Community Center; One (1) Desktop MJ06NWED Lenovo ThinkCentre M710 located at the Community Center; One (1) Desktop MJ06NGBT Lenovo ThinkCentre M710 located at the Community Center; One (1) Desktop MJ0DHY6C Lenovo ThinkCentre M720 located at the Community Center; One (1)

Desktop MJ0DAR8W Lenovo ThinkCentre M720 located at the Community Center; One (1)  
 Desktop MJ04YKC9 Lenovo ThinkCentre M700 located at the Community Center; One (1)  
 Desktop MJ06NWCW Lenovo ThinkCentre M710 located at the Community Center; One (1)  
 Desktop MJ0832V5 Lenovo ThinkCentre M910 located at the Community Center; One (1)  
 Desktop MJ0832TZ Lenovo ThinkCentre M910 located at the Community Center; One (1)  
 Desktop MJ0832V2 Lenovo ThinkCentre M910 located at the Community Center; One (1)  
 Desktop MJ04YKC2 Lenovo ThinkCentre M700 located at the Community Center; One (1)  
 Desktop MJ04YK8Q Lenovo ThinkCentre M700 located at the Community Center; One (1)  
 Desktop MJ04YKBW Lenovo ThinkCentre M700 located at the Community Center; One (1)  
 Desktop MJ04YK9G Lenovo ThinkCentre M700 located at the Community Center; One (1)  
 Desktop MJ02P2UR Lenovo ThinkCentre M83 located at the Community Center; One (1)  
 Desktop MJ0P6SD Lenovo ThinkCentre M83 located at the Community Center; One (1)  
 Laptop PC-0ER6M0 Lenovo ThinkPad T460 located at the Community Center; One (1)  
 Laptop R9-0KN0Y3 Lenovo ThinkPad T560 located at the Community Center; One (1)  
 Tablet 5281283153 Microsoft Surface pro 1796 located at the Community Center; One (1)  
 Tablet 218127235 Microsoft Surface pro 1796 located at the Community Center; One (1)  
 Handheld Scanner G16A95027 APC Quick Scan QD2130-BK located at the Community Center; One (1)  
 Scanner DL363184 Cannon DR-2050C located at the Community Center; One (1)  
 Cash Draw 619727 Heritage Muti-Serial located at the Community Center; One (1)  
 Monitor 3CQ84719Z0 HP L1750 located at the Community Center; One (1) Monitor  
 04GZHCHM300509B Samsung LS24E45KDL; One (1) MonitorCN-0C0646-46633-58V-3LYL Dell  
 2001FP located at the Community Center; One (1) Monitor 25507534TA NEC AccuSync AS221WM  
 located at the Community Center; One (1) Monitor 0Z105769NA NECLCD175M-BK located at the  
 Community Center; One (1) Monitor CN-0CC352-64180-66E-0TVC Dell 1707PC located at the  
 Community Center; One (1) Monitor CN-0CC352-64180-66E-0UIC Dell 1707PC located at the  
 Community Center; One (1) Monitor CN-0FP816-46633-763-942U Dell 1708FPB located at the  
 Community Center; One (1) Monitor CN-0PM372-72872-79L-29JI Dell 1708FBF located at the  
 Community Center; One (1) Monitor J08C004598 ELO TouchSystem E292567 located at the  
 Community Center; One (1) Monitor 11117782TA NEC EA192M-BK located at the Community Center;  
 One (1) Keyboard 9532018 Lenovo KU-0225 located at the Community Center; One (1) Keyboard  
 512230 Lenovo Ku-1619 located at the Community Center; One (1) Keyboard 512084 Lenovo Ku-1619  
 located at the Community Center; One (1) Keyboard 504097 Lenovo Ku-1619 located at the Community  
 Center; One (1) Mouse HP M-UAL-96 located at the Community Center; One (1) Phone 0004F270E3F3  
 Polycon VVX300 located at the Community Center; One (1) Phone 0004F2CBDEF2 Polycon VVX300  
 located at the Community Center; One (1) Phone 0004F2CBDC5D Polycon VVX300 located at the  
 Community Center; One (1) Phone 0004F2CBDDD4 Polycon VVX300 located at the Community  
 Center; One (1) Phone 0004F2C Polycon VVX300 located at the Community Center;

**Section 3:** Except, as otherwise provided herein, this **Ordinance 2023-02** Shall be in full  
 force and effective forthwith upon its adoption and approval as provided by law.

**Adopted this 25th day of October 2023.**

**AYES:** \_\_\_\_\_

**NAYS:** \_\_\_\_\_

**ABSENT:** \_\_\_\_\_

\_\_\_\_\_  
President Board of Park Commissioners  
Wheaton Park District

**ATTEST:**

\_\_\_\_\_  
Secretary, Board of Park Commissioners  
Wheaton Park District

(S E A L)

TO: Board of Commissioners  
FROM: Andy Bendy, Director of Special Facilities  
Kim Prazak, Assistant to the Director of Special Facilities  
THROUGH: Michael Benard, Executive Director  
RE: Arrowhead Food Supply Bid 2023-2024  
DATE: October 25, 2023



---

**SUMMARY:**

Arrowhead's 2023-24 Food Supplies Bid document was available to vendors August 17, 2023, with bids officially opened August 30, 2023.

This year, 10 of 10 categories were available for bidding.

Bids were submitted for commodity pricing as well as fixed. Tiles in Styles was sent a bid packet on request but didn't submit a bid. TriMark Marlin was sent a bid but delivered at 11:05a.m. after the bid opening time of 11:00a.m.

Bids submitted by the following:

<b>Bid Category:</b>	<b>Bids Received From:</b>
Dairy	Get Fresh Sysco Chicago
Seafood	Fortune Fish Sysco Chicago
Poultry	Consumer Meat Packing Co. Sysco Chicago Get Fresh
Meat	Consumer Meat Packing Co. Sysco Chicago Whittingham Meats
Bread	Turano Baking Company Sysco Chicago
General/Frozen	Sysco Chicago Get Fresh
Dry Goods	Sysco Chicago
Paper & Disposable	Sysco Chicago
Produce	Get Fresh Sysco Chicago
Beverages	Sysco Chicago Get Fresh

**Implementation:**

This contract will begin December 1, 2023 and will run through November 30, 2024.

After Board approval, award letters will be distributed confirming the length and dates of the contract as well as Arrowhead's right to terminate, at any time, for convenience and without cause upon seven days prior written notice.

**Impact:**

Fixed pricing for certain volatile items such as seafood, meat, sugar, flour, and coffee is viewed as extremely valuable. Fixed pricing for those items will keep our costs and margins predictable and avoid unexpected product increases.



The SOI was discussed at the October 4, 2023, Building and Grounds / Finance Committee meeting.

Dairy:	Get Fresh	\$ 136,113	Commodity Pricing- 1 year
Seafood:	Fortune Fish	\$ 252,982	Fixed Pricing- 1 year
Poultry:	Consumers Meat	\$ 212,050	Commodity Pricing- 1 year
Meat:	Consumers Meat	\$ 317,484	Fixed Pricing- 1 year
Bread:	Turano Baking	\$ 115,768	Commodity Pricing- 1 year
General/Froz:	Sysco Chicago	\$ 153,803	Fixed Pricing- 1 year
Dry Goods:	Sysco Chicago	\$ 143,525	Fixed Pricing- 1 year
Paper/Disp:	Sysco Chicago	\$ 60,199	Fixed Pricing- 1year
Produce:	Get Fresh	\$ 151,820	Commodity Pricing- 1 year
Beverages:	Sysco Chicago	\$ 23,359	Fixed Pricing- 1 year

Expenses will be covered by related revenues and are specified in the 2023 operating budget as well as the 2024 proposed operating budget and appropriation.

**Staff Recommendation and commentary:**

2

**Bread: Turano Baking Company \$125,900 Fixed Pricing**

Two bids were received for bread: Turano Baking Company bid \$125,900 (fixed) and Sysco Chicago bid \$208,292 (commodity). Sysco Chicago is unable to provide all essential line items. Turano Baking can provide all line items and has a fixed rate for one year. Staff recommends Turano Baking Company for the bread category.

**General Grocery/Frozen: Sysco Chicago \$ 171,976\* Fixed Pricing**

Two bids were received for General Grocery/Frozen: Sysco Chicago bid \$171,976 (fixed) and Get Fresh bid \$185,149 (commodity). Sysco can provide all line items and have a fixed price for one year. Staff recommends Sysco Chicago for General Grocery/Frozen category.

**Dry Goods: Sysco Chicago \$152,767\* Fixed Pricing**

One bid was received for Dry Goods: Sysco Chicago bid \$152,767 (fixed). Sysco can provide all line items and have a fixed price for one year. Staff recommends Sysco Chicago for the Dry Goods category.

**Paper & Disposables: Sysco Chicago \$56,669 Fixed Pricing**

One bid was received for Paper & Disposables category: Sysco Chicago bid \$56,669 (fixed). Sysco can provide all line items and a fixed rate for one year. Staff recommends Sysco Chicago for the Paper and Disposables category.

**Produce: Get Fresh \$164,798 Fixed/Commodity Pricing**

Two bids for the Produce category were received; Get Fresh bid \$164,798 (fixed and commodity) and Sysco Chicago bid \$196,587 (commodity). Sysco cannot provide all line items. Get Fresh can delivery 6 days a week and have a mix of fixed and commodity items. Staff recommends Get Fresh for the Produce Category.

**Beverages: Sysco Chicago \$27,270 Fixed Pricing**

Two bids were received for Beverages: Sysco Chicago bid \$27,270 (fixed) and Get Fresh bid \$32,466 (commodity). Sysco Chicago has fixed pricing for one year. Staff recommends Sysco Chicago for the beverage category.

\*Price edited due to calculation error by the bidder

**In conclusion, staff respectfully request board approval to accept the following 2023-2024 Food bids:**

Dairy:	Get Fresh	\$ 130,146	Commodity Pricing- 1 year
Seafood:	Fortune Fish	\$ 124,059	Commodity Pricing- 1 year
Poultry:	Consumers Meat	\$ 76,400	Commodity Pricing- 1 year
Meat:	Consumers Meat	\$ 328,499	Fixed Pricing- 1 year
Bread:	Turano Baking	\$ 125,900	Fixed Pricing- 1 year
General/Froz:	Sysco Chicago	\$ 171,976	Fixed Pricing- 1 year
Dry Goods:	Sysco Chicago	\$ 152,767	Fixed Pricing- 1 year
Paper/Disp:	Sysco Chicago	\$ 56,669	Fixed Pricing- 1year
Produce:	Get Fresh	\$ 164,798	Fixed/Commodity Pricing- 1 year

Beverages: Sysco Chicago \$ 27,270 Fixed Pricing- 1 year

**Wheaton Park District -2023 FoodSupply Bid Opening**

<i>Vendor</i>	<i>Dairy</i>	<i>Seafood</i>	<i>Poultry</i>	<i>Meat</i>	<i>Bread</i>	<i>Genl/Frn</i>	<i>Dry Goods</i>	<i>Paper&amp;Disp</i>	<i>Produce</i>	<i>Beverages</i>
Turano					fixed 125,900					
Get Fresh	commodity 130,146		commodity 104,250			commodity 185,149			fixed/comm \$164,798	commodity \$32,466
Consumers			commodity 85,600	fixed 328,499						
Fortune Fish		commodity 124,059*								
Whittingham Meats				commodity 299,988						
Sysco Chicago	commodity 172,714	commodity 10,2500*	commodity 140,204	commodity 308,035	commodity 208,292	fixed 171,976*	fixed 152,767*	fixed 56,669	commodity 196,587	fixed 27,270

TO: Board of Commissioners  
 FROM: Dan Novak, Director of Athletics & Facilities  
 Adam Lewandowski, Superintendent of Athletics Programs & Facilities  
 Max Yoshikawa, Aquatics & Safety Manager  
 THROUGH: Michael Benard, Executive Director  
 RE: Approval of Aquatic 2024 Pool Pass, Daily Admission, and Guest Booklet Rates  
 DATE: October 25, 2023



**SUMMARY:** Staff proposes a \$5.00 per pass/person increase to the 2024 aquatic seasonal pool pass rates. Staff proposes a \$1.00 increase in daily admission rates and a corresponding increase in guest booklets for the 2024 season.

Rice Pool & Water Park will be entering its 35<sup>th</sup> season while Northside Family Aquatic Center enters its 31<sup>st</sup> season. It is important to attract pool pass members and daily usage guests at competitive rates with a well-kept facility and maintain the cost of operations which includes a projected increase of \$97,000 in the retention, recruitment, incentives and increases in part-time labor alone as estimated by the wage increases from the 2022 season to 2023 season.

Our aquatic facilities pre-audited projections show us generating an estimated \$1,090,000 in revenue with expenditures totaling \$1,309,000 for a net loss of \$219,000 for the 2023 season.

Weather is a driving factor for the aquatics season, and in 2023 seasonal pool pass sales decreased by 502 passes but still generating a revenue increase of \$15,724 over 2022 Pool Pass Sales with an additional 1,418 pool pass visits. Daily admissions revenue increased \$24,659 with 3,209 more daily admission visits. The guest booklets increased revenue \$4,883 compared to the 2022 season.

#### **REVENUE OR FUNDING IMPLICATIONS:**

##### **Seasonal Pool Pass Rates:**

Staff proposes a \$5.00 increase to each individual seasonal pool pass rate which is estimated to generate approximately \$32,000 in additional revenue based off 8,000 passes. A total of 8,252 seasonal pool passes were sold in 2023. The \$5.00 increase would be affected by the 20%, 15%, and 10% preseason sales and are reflected in chart A. A family of four-season pool pass pays for itself in seven (7) visits.

**Chart A: Proposed Season 2024 Pool Pass Rates and Estimated Additional Seasonal Pool Pass Revenue**

	Resident		Non-Resident	
	2024 Proposed	2023	2024 Proposed	2023
Individual	\$115	\$110	\$164	\$159
Each addl. family member	\$55	\$50	\$74	\$69
Senior (60)	\$100	\$95	\$142	\$137
Senior Couple	\$143	\$138	\$203	\$198

Pool Pass Sales Promotions	Sales %	Per Person Increase	Revenue Increase
20% Sale (Nov 21 – Dec. 19)	31%	Additional \$4.00	\$9,970
15% Sale (Dec. 20 – Jan. 16)	4%	Additional \$4.25	\$1,144
10% Sale (Jan. 17 – May 1)	24%	Additional \$4.50	\$7,725
Season (May 2 – Sept. 4)	41%	Additional \$5.00	\$13,161
	100%	Total Revenue Increase	\$ 32,000

**Chart B: Competition Analysis: Comparison of Local Aquatic 2023 Pool Pass Rates for Family of 4**

Woodridge Park District	\$379
Clarendon Hills Park District	\$375
Geneva Park District	\$360
Downers Grove Park District	\$336
Arlington Heights Park District	\$334
West Chicago Park District	\$300
Bensenville Park District	\$288
Hoffman Estates Park District	\$281
<b>Wheaton Park District 2024 Proposed Regular Season</b>	<b>\$280</b>
Glen Ellyn Park District	\$280
Bloomington Park District	\$276
<b>Wheaton Park District 2023 Regular Season</b>	<b>\$260</b>
Lombard Park District	\$256
<b>Wheaton Park District 2024 Proposed Pre-Season 10% Off Sale</b>	<b>\$252</b>
Carol Stream Park District	\$249
Bolingbrook Park District	\$248
Lisle Park District	\$243
<b>Wheaton Park District 2024 Proposed Winter 15% Off Sale</b>	<b>\$238</b>
<b>Wheaton Park District 2023 Pre-Season 10% Off Sale</b>	<b>\$234</b>
<b>Wheaton Park District 2024 Proposed Thanksgiving 20% Off Sale</b>	<b>\$224</b>
<b>Wheaton Park District 2023 Winter 15% Off Sale</b>	<b>\$221</b>
Lemont Park District	\$215
<b>Wheaton Park District 2023 Thanksgiving 20% Off Sale</b>	<b>\$208</b>

**Daily Admission Rates:**

Staff proposes a \$1.00 increase in daily admission rates which is estimated to generate approximately \$25,371 in additional revenue based on the 2023 pool admissions (see Chart C below).

**Chart C: Proposed Season 2024 Daily Admission Rates and Estimated Additional Revenue based from 2023**

Rice Pool Proposed Daily Admissions Rates					Northside Pool Proposed Daily Admissions Rates				
	Resident		Non-Resident			Resident		Non-Resident	
	2024 Proposed	2023	2024 Proposed	2023		2024 Proposed	2023	2024 Proposed	2023
<b>Adult</b>	\$11.75	\$10.75	\$16.00	\$15.00	<b>Adult</b>	\$11.25	\$10.25	\$15.25	\$14.25
<b>Child/Senior</b>	\$8.50	\$7.50	\$11.25	\$10.25	<b>Child/Senior</b>	\$8.00	\$7.00	\$10.50	\$9.50

	Additional Revenue Rice Pool		Additional Revenue Northside Pool		Total Revenue Impact
	Resident	Non Res	Resident	Non Res	
<b>Adult</b>	\$5,073	\$3,803	\$1,075	\$301	\$10,252
<b>Child/Senior</b>	\$8,123	\$4,770	\$1,804	\$422	\$15,119
<b>Total</b>	\$13,196	\$8,573	\$2,879	\$723	<b>\$25,371 (per year)</b>



**Chart D: Competition Analysis: Comparison of Local Aquatic 2023 Daily Admissions Rates**

ADULT		
Park District	Resident	Non-Res
Clarendon Hills Park District	\$15.00	\$20.00
Bensenville Park District	\$14.00	\$16.00
Hoffman Estates Park District	\$12.00	\$12.00
Wheaton Park District Proposed 2024 (Rice)	\$11.75	\$16.00
Woodridge Park District	\$11.50	\$18.50
Wheaton Park District Proposed 2024 (NSP)	\$11.25	\$15.25
Lombard Park District	\$11.00	\$17.00
Wheaton Park District 2023 (Rice)	\$10.75	\$15.00
Wheaton Park District 2023 (NSP)	\$10.25	\$14.25
West Chicago Park District	\$10.00	\$15.00
Geneva Park District	\$10.00	\$15.00
Glen Ellyn Park District	\$9.00	\$11.00
Bolingbrook Park District	\$9.00	\$16.00
Arlington Heights Park District	\$9.00	\$13.00
Bloomington Park District	\$8.00	\$10.00
Lisle Park District	\$7.00	\$13.00
Lemont Park District	\$7.00	\$14.00
Carol Stream Park District	\$7.00	\$10.00

Child/Senior		
Park District	Resident	Non-Res
Clarendon Hills Park District	\$15.00	\$20.00
Hoffman Estates Park District	\$12.00	\$12.00
Woodridge Park District	\$11.50	\$18.50
Bensenville Park District	\$11.00	\$13.00
West Chicago Park District	\$10.00	\$15.00
Bolingbrook Park District	\$9.00	\$16.00
Geneva Park District	\$9.00	\$13.00
Arlington Heights Park District	\$9.00	\$13.00
Wheaton Park District Proposed 2024 (Rice)	\$8.50	\$11.25
Lombard Park District	\$8.00	\$15.00
Wheaton Park District Proposed 2024 (NSP)	\$8.00	\$10.50
Wheaton Park District 2023 (Rice)	\$7.50	\$10.25
Lemont Park District	\$7.00	\$14.00
Lisle Park District	\$7.00	\$13.00
Carol Stream Park District	\$7.00	\$10.00
Wheaton Park District 2023 (NSP)	\$7.00	\$9.50
Glen Ellyn Park District	\$6.00	\$9.00
Bloomington Park District	\$6.00	\$8.00

#### **Guest Booklet Fee:**

The guest booklets increased revenue \$4,883 compared to the 2022 season. The guest booklet fees go hand in hand with the daily admission rates and are based off the daily non-resident child/senior rate. The 2023 cost of the guest booklet fees (*our guest booklet is designed for residents to bring their nonresident guests to their aquatic facilities at a discounted price*) was \$57 for six (6) passes and \$190 for twenty (20) passes. To match the cost of daily admissions rate increases, guest booklets would become \$63 for six (6) passes and \$210 for twenty (20) passes for 2024.

**STAKEHOLDER PROCESS:** The 2023 Aquatic Facilities operational budget totaled a projected net loss of (\$192,000). Staff forecasted a \$97,000 increase in aquatic part-time seasonal wages for 2023 which included our retention, recruitment, incentive and increases in part-time labor program. The proposed seasonal pool pass rates and proposed daily admissions rates project an estimated increase in combined revenue of \$57,371. This increase still reflects an additional \$39,629 loss for the 2024 season based on part time seasonal wages alone.

#### **PREVIOUS COMMITTEE/BOARD ACTION:**

During the November 2022 board meeting the board approved a \$5.00 increase for the 2023 Annual Pool Pass Rate for Resident and Non-Resident Pool Passes. It has been 3 seasons since the daily admission rates were addressed with no increases made to the daily admission rate and/or guest coupon booklet. The last increase of \$1 took place following the 2019 season and was implemented post the 2020 pandemic closure for the 2021 season and have been in place through the 2023 season.

#### **RECOMMENDATION:**

Staff seeks approval for a \$5.00 increase to individual seasonal pool passes for the 2024 season based off 2023 pricing. The proposed pool pass rates would represent a 13% discount rate for seniors and senior couples. The 2024 schedule sale promotion of 20% 15% 10% off will allow seasonal pass holders to purchase at a discounted price compared to our 2023 regular season rates. Staff seeks a \$1.00 increase in daily admission rates at both Northside Family Aquatic Center and Rice Pool and Water Park, and a corresponding increase to the guest booklets to \$63 for six (6) passes and \$210 for twenty (20) passes.

**Proposed 2024 Pool Rates - Season Pass, Daily Rates and Coupon Booklet:**

- Season - Individual Res \$115 / Non Res \$164
- Season - Each Additional Family Member Res \$55 / Non Res \$74
- Season - Senior Individual (60+) Res \$100 / Non Res \$142
- Season - Senior Couple (60+) Res \$143 / Non Res \$203
- Daily Adult – Res \$11.75 Rice / Res \$11.25 Northside
- Daily Adult – Non Res \$16 Rice / Non Res Northside \$15.25
- Daily Child (to 17) & Senior (60+) – Res \$8.50 Rice / Res \$8.00 Northside
- Daily Child (to 17) & Senior (60+) – Non Res \$11.25 Rice / \$10.50 Northside
- 6 Visit Guest Booklet \$63.00
- 20 Visit Guest Booklet \$210.00

TO: Board of Commissioners

FROM: Daniel Novak, Director of Athletics & Facilities  
Adam Lewandowski, Superintendent of Athletic Programs & Facilities  
Alex DiSerio, Fitness Manager

THROUGH: Michael Benard, Executive Director

RE: Park Plus Fitness Membership, Group Fitness, and Personal Training Fees

DATE: October 25, 2023



---

## **SUMMARY:**

Parks Plus Fitness is in an exciting time with renovations continuing through the end of the year. With the updated facility, new equipment, and amenities, it is expected that Parks Plus Fitness will have an increase in membership while retaining current members.

Staff are recommending changes to the fee structure for memberships, group fitness, and personal training packages. The fees presented below are similar to surrounding comparable facilities and are projected to drive sales and memberships.

## **DISCUSSION OF THE ISSUE:**

### **1. Fitness Membership**

#### **a. Current:**

- i. Parks Plus Fitness has set membership fees, but offers monthly sales where members are rarely paying the actual set fee.
  1. Annual fee - \$393.00 / Current actual annual PPF membership average paid with sales - \$263.00
  2. Annual EFT monthly fee - \$37.00 / Current actual annual EFT monthly PPF membership average paid with sales - \$29.00

#### **b. Proposed:**

- i. Proposed fees listed in Chart A. On paper it appears fees are decreasing, but actual paid fees will increase slightly. The only sales moving forward will be the student winter, spring, and summer break short term sales, with the exception of rare new member recruitment sales if needed to hit target membership goals.
  1. Proposed annual fee - \$336.00 vs. average current fee paid with sales - \$263.00
  2. Proposed annual EFT monthly fee - \$30.00 vs. average current fee paid with sale - \$29.00
- ii. Daily fees (Chart A) are increasing to encourage all participants to purchase the annual or annual EFT monthly fitness membership as the better deal for consistent fitness participants.

#### **c. Rationale:**

- i. Deciding to eliminate the numerous sale-pricing structure has the below benefits:
  1. Transparency – The fee set is the fee that members will pay versus having to negotiate for lower fees through sales.
  2. Marketing/advertisement to New Members – Currently when people interested in joining our fitness center look at our set pricing, fees are extremely high compared to competitive and comparable fitness facilities. The proposed fees are competitive and will be able to attract new members.
  3. Patrons will now be able to join the fitness center at any time when they are interested, versus having to wait to try and pay a lower fee based on any forthcoming sales.
  4. Revenue from fitness memberships will increase with the proposed fees. See Chart F for details.

### **2. Group Fitness**

#### **a. Current:**

- i. Options to currently attend a group fitness class include paying for an annual Group Fitness membership, annual EFT monthly group fitness membership, paying for a 10-visit punch card, or



paying daily. PPF members currently get 50% off group fitness memberships discounting the fee to \$312.

- ii. Group Fitness membership is offered with set membership fees, but with monthly sales, members are rarely paying the actual set fee.

- 1. Annual fee - \$624.00 / Current actual annual group fitness membership average paid factoring in 50% off PPFC membership discount members and all other group fitness members purchasing memberships with sales - **\$393.28**

**b. Proposed:**

- i. Eliminate the group fitness membership. In order to attend a group fitness class a patron will have to purchase an annual or annual EFT monthly fitness membership with the group fitness add-on, purchase a 10-visit punch card, or pay daily.

- 1. 53% of current group fitness members also have fitness center memberships. These members will actually pay slightly less moving forward.

- a. Proposed annual fitness membership & group fitness add-on - \$516.00 / Current annual group fitness membership & annual fitness membership with 50% off - \$575.00

- 2. The other current group fitness members will see a slight increase in fees if they choose to purchase the annual fitness membership & group fitness add-on to attend group fitness classes. They will have the option to purchase a 10-punch pass or daily group fitness passes instead if they prefer depending on their frequency of attendance at group fitness classes.

- a. Proposed annual fitness membership & group fitness add-on - \$516.00 / Current annual group fitness with sales - \$483.40

- ii. Daily and 10-visit punch card fees are increasing to encourage all group fitness participants to purchase the fitness membership & group fitness add-on as the better deal for consistent group fitness participants.

**c. Rationale:**

- i. Eliminating a separate group fitness membership and making it an add-on will assist with adding both fitness memberships and group fitness participants. It is expected that the majority of current group fitness participants who do not have fitness memberships will get one and pay the group fitness add-on. Current fitness members will see the enticing option to add group fitness for a competitive price and start attending group fitness classes as well.

- ii. The majority of competitive and comparable fitness facilities have removed the separate group fitness membership option and have made it an add-on to the overall fitness membership.

- iii. Marketing/advertising the fitness membership and our group fitness offerings will become easier and more streamlined by making group fitness an add-on versus a separate offering.

- iv. Revenue from group fitness will increase as current members who do not have fitness memberships obtain them with the group fitness add-on and as new interested patrons become fitness center members and purchase the group fitness add-on. See Chart F for further detail.

**3. Insurance-Based Memberships**

**a. Current:**

- i. Parks Plus currently accepts insurance-based memberships where patrons receive free memberships through their qualified insurance. Parks Plus receives \$3.20/visit from the insurance company for these members.

- ii. Insurance-based members have the same option as others to participate in group fitness, including paying for an annual or annual EFT monthly group fitness membership, paying for a 10-visit punch card, or paying daily.

- iii. Monday-Friday there are "Silver Sneaker" classes offered where insurance-based members can participate for free with a minimum of 10 participants for the class to run. Parks Plus receives \$3.20/participant from the insurance company for these participants.

**b. Proposed:**

- i. No changes are being proposed to insurance-based memberships. The senior Wheaton population has always been a large part of the Park Plus Fitness community being one of its largest membership

bases currently through insurance-based memberships and PPF would like to continue to create this opportunity for all of our current and future senior members.

**c. Rationale:**

- i.** Parks Plus Fitness stands out as one of the few fitness centers in the area to accept insurance-based memberships. This has led to a steady increase in insurance-based members. Promotional/advertisement techniques will continue to increase this membership base while also targeting increasing their visits per month where Parks Plus Fitness can obtain more revenue.

Chart A: Proposed PPFC Membership, Group Fitness, and Recovery Room Pricing

		Proposed Pricing			
Type of Membership	Current PPF Pricing	Parks Plus Fitness Membership	Group Fitness Add On	Recovery Room Add On	Both Add Ons
Daily - Member			\$10.00		
Daily - Resident	\$8.00	\$10.00	\$12.00		
Daily - Non Resident	\$10.00	\$12.00	\$14.00		
Annual Adult - Resident	\$393.00	\$336.00	\$180.00	\$60.00	\$216.00
Annual Adult - Non Resident	\$491.00	\$420.00	\$180.00	\$60.00	\$216.00
Annual Youth/Senior - Resident	\$305.00	\$264.00	\$180.00	\$60.00	\$216.00
Annual Youth/Senior - Non Resident	\$381.00	\$330.00	\$180.00	\$60.00	\$216.00
Annual Couple - Resident	\$658.00	\$600.00	\$180.00	\$60.00	\$216.00
Annual Couple - Non Resident	\$491.00	\$750.00	\$180.00	\$60.00	\$216.00
Annual Family - Resident	\$836.00	\$792.00	\$180.00	\$60.00	\$216.00
Annual Family - Non Resident	\$1,045.00	\$990.00	\$180.00	\$60.00	\$216.00
Monthly - Resident	\$37.00	\$30.00	\$15.00	\$5.00	\$18.00
Monthly - Non Resident	\$46.00	\$38.00	\$15.00	\$5.00	\$18.00
Monthly Youth/Senior - Resident	\$28.00	\$24.00	\$15.00	\$5.00	\$18.00
Monthly Youth/Senior - Non Resident	\$35.00	\$30.00	\$15.00	\$5.00	\$18.00
Monthly Couple - Resident	\$61.00	\$54.00	\$15.00	\$5.00	\$18.00
Monthly Couple - Non Resident	\$76.00	\$68.00	\$15.00	\$5.00	\$18.00
Monthly Family - Resident	\$77.00	\$72.00	\$15.00	\$5.00	\$18.00
Monthly Family - Non Resident	\$96.00	\$90.00	\$15.00	\$5.00	\$18.00
Insurance Based (SS, RA, S&F/A&F) - Annual	Free	Free	\$180.00	\$60.00	\$216.00
Insurance Based (SS, RA, S&F/A&F) - Monthly	Free	Free	\$15.00	\$5.00	\$18.00
10 Punch Pass - Member			\$100.00		
10 Punch Pass - Resident			\$120.00		
10 Punch Pass - Non Resident			\$140.00		

**Chart B: Competition/Comparable Analysis for Membership Pricing**

PPF - Current			PPF - Proposed		
	Price	P/M		Price	P/M
Individual			Individual		
Annual	\$393.00	\$32.75	Annual	\$336.00	\$28.00
Monthly	\$37.00		Monthly	\$30.00	
Couple			Couple		
Annual	\$658.00	\$54.83	Annual	\$600.00	\$50.00
Monthly	\$61.00		Monthly	\$54.00	
Family			Family		
Annual	\$836.00	\$69.67	Annual	\$792.00	\$66.00
Monthly	\$77.00		Monthly	\$72.00	
Youth/Senior			Youth/Senior		
Annual	\$305.00	\$25.42	Annual	\$264.00	\$22.00
Monthly	\$28.00		Monthly	\$24.00	
Passes			Passes		
Daily	\$8.00		Daily	\$10.00	
Weekly	\$30.00		Weekly	N/A	
Monthly	\$60.00		Monthly	N/A	
Average price/membership with sales - Annual \$263.00 / Monthly \$29.00					

4500 Fitness - Enrollment Fee \$30		
	Price	P/M
Individual		
Annual	\$297.00	\$24.75
Monthly	\$27.00	
Couple		
Annual	\$528.00	\$44.00
Monthly	\$48.00	
Family		
Annual	N/A	N/A
Monthly	N/A	
Youth/Senior		
Annual	\$231.00	\$19.25
Monthly	\$21.00	
Passes		
Daily	\$10.00	
Weekly	\$38.00	
Monthly	\$60.00	

Madison Meadow		
	Price	P/M
Individual		
Annual	\$276.00	\$23.00
Monthly	\$23.00	
Couple		
Annual	\$432.00	\$36.00
Monthly	\$36.00	
Family		
Annual	\$552.00	\$46.00
Monthly	\$46.00	
Youth/Senior		
Annual	\$180.00	\$15.00
Monthly	\$15.00	
Passes		
Daily	\$9.00	
Weekly	N/A	
Monthly	\$35.00	

Ackerman (Includes GF)		
	Price	P/M
Individual		
Annual	\$360.00	\$30.00
Monthly	\$30.00	
Couple		
Annual	\$600.00	\$50.00
Monthly	\$50.00	
Family		
Annual	\$720.00	\$60.00
Monthly	\$60.00	
Youth/Senior		
Annual	\$252.00	\$21.00
Monthly	\$21.00	
Passes		
Daily	N/A	
Weekly	N/A	
Monthly	N/A	

Fort Hill (Includes GF) - Enrollment Fee \$69		
	Price	P/M
Individual		
Annual	\$420.00	\$35.00
Monthly	\$35.00	
Couple		
Annual	\$750.00	\$62.50
Monthly	\$59.50	
Family		
Annual	\$1,008.00	\$84.00
Monthly	\$84.00	
Youth/Senior		
Annual	\$348.00	\$29.00
Monthly	\$29.00	
Passes		
Daily	\$10.00	
Weekly	N/A	
Monthly	N/A	

Planet Fitness (Includes GF) - Enrollment Fee \$49		
	Price	P/M
Annual	\$120.00	\$10.00
Monthly	\$10.00	
LA Fitness (Includes GF) - Enrollment Fee \$99		
	Price	P/M
Annual	\$480.00	\$40.00
Monthly	\$40.00	
Anytime Fitness		
	Price	P/M
Annual	\$600.00	\$50.00
Monthly	\$50.00	
Wheaton Sport Center (Includes GF)		
	Price	P/M
Annual	\$1,068.00	\$89.00
Monthly	\$89.00	

**Chart C: Comparable Analysis for Group Fitness Pricing**

PPF - Current			PPF - Proposed - add on		
	Price	P/M		Price	P/M
Daily	\$8.00		Daily	\$10.00	
Monthly	\$60.00		Monthly	\$15.00	
Yearly	\$624.00	\$52.00	Yearly	\$180.00	\$15.00
5 visits	N/A		5 visits	N/A	
10 visits	\$80.00		10 visits	\$100.00	
PPF Members 50% off / Overall average price/GF membership with sales - \$393.28 / Annual fitness membership & group fitness membership total - \$575.00			Annual fitness membership & group fitness add-on total - \$516.00		

4500 Fitness - add on		
	Price	P/M
Daily	\$8.00	
Monthly	\$20.00	
Yearly	\$240.00	\$20.00
5 visits	\$35.00	
10 visits	\$60.00	
Annual fitness membership & group fitness add-on total - \$537.00		

Madison Meadow - add on		
	Price	P/M
Daily	\$5.00	
Monthly	\$11.00	
Yearly	\$132.00	\$11.00
5 visits	N/A	
10 visits	N/A	
Annual fitness membership & group fitness add-on total - \$408.00		

Ackerman		
	Price	P/M
Daily	\$10.00	
Monthly	in fitness membership	
Yearly		
5 visits	N/A	
10 visits	N/A	
Annual fitness membership with group fitness included total - \$360.00		

Fort Hill - \$39 EF non members		
	Price	P/M
Daily	N/A	
Monthly	\$30.00	
Yearly	\$360.00	\$30.00
5 visits	N/A	
10 visits	N/A	
Annual fitness membership with group fitness included total - \$420.00		

## **1. Personal Training**

### **a. Current:**

- i.** Personal Training fees have not seen an update in a long time and have become too low to support increased staff wages and also in comparison to similar fitness facilities are much lower.

### **b. Proposed:**

- i.** PPF proposes to increase fees to support staff wages and become comparable to similar fitness facilities.
- ii.** The 20-session purchase option is not offered by comparable facilities and is not a reasonable option to support generating revenue through personal training.
- iii.** Current non-resident rates are not in line with comparable fitness facilities and are excessively high resulting in very few being sold. The new fee structure will result in more appealing fees to non-residents to increase participation and revenue.

### **c. Rationale:**

- i.** The new fee structure creates a mathematically consistent and appealing discount system as patrons purchase a higher number of sessions that will be easier to upsell and be key in advertising to increase our personal training participants.
- ii.** Revenue from personal training will increase with the new fees as participants will be paying slightly higher per session fees compared to the fees they are paying now to cover the costs of the staff wages with PPF making a minimum of 31% per session.

**Chart D: Proposed vs Current Personal Training Fees**

<b>Ind. 30 Min</b>						
Ave. Staff Pay \$11.25 - \$12.50 per session		Number of Sessions (30-Minute Sessions)				
		1	3	6	12	20
Proposed	PPFC Member	\$29	\$81 (27p)	\$150 (25p)	\$276 (23p)	X
Current	PPFC Member	\$25	\$75 (25p)	\$126 (21p)	\$228 (19p)	\$340 (17p)
Proposed	Resident	\$32	\$90 (30p)	\$168 (28p)	\$312 (26p)	X
Current	Resident	\$29	\$87 (29p)	\$150 (25p)	\$252 (21p)	\$420 (21p)
Proposed	Nonresident	\$36	\$108 (34p)	\$192 (32p)	\$360 (30p)	X
Current	Nonresident	\$44	\$132 (44p)	\$228 (38p)	\$422 (35p)	\$646 (32p)
<b>Ind. 1 Hour</b>						
Ave. Staff Pay \$22.50 - \$25.00 per session		Number of Sessions (1-Hour Sessions)				
		1	3	6	12	20
Proposed	PPFC Member	\$48	\$138 (46p)	\$264 (44p)	\$504 (42p)	X
Current	PPFC Member	\$39	\$117 (39p)	\$210 (35p)	\$396 (33p)	\$620 (31p)
Proposed	Resident	\$53	\$153 (51p)	\$294 (49p)	\$564 (47p)	X
Current	Resident	\$43	\$129 (43p)	\$235 (39p)	\$447 (37p)	\$707 (35p)
Proposed	Nonresident	\$60	\$174 (58p)	\$336 (56p)	\$648 (54p)	X
Current	Nonresident	\$65	\$195 (65p)	\$353 (59p)	\$673 (56p)	\$1,054 (53p)
<b>Partner 1 Hour</b>						
(Time and a half) Ave. Pay \$33.75 - \$37.50 per session		Number of Sessions (1-Hour Sessions)				
*Price is per person		1	3	6	12	20
Proposed	PPFC Member	\$39	\$111 (37p)	\$210 (35p)	\$396 (33p)	X
Current	PPFC Member	\$31	\$93 (31p)	\$162 (27p)	\$300 (25p)	\$460 (23p)
Proposed	Resident	\$43	\$123 (41p)	\$234 (39p)	\$444 (37p)	X
Current	Resident	\$35	\$105 (35p)	\$188 (31p)	\$351 (29p)	\$547 (27p)
Proposed	Nonresident	\$49	\$141 (47p)	\$270 (45p)	\$516 (43p)	X
Current	Nonresident	\$53	\$159 (53p)	\$282 (47p)	\$528 (44p)	\$823 (41p)

### Chart E: Comparable Analysis for Personal Training

Personal Training																	
PPF - Current			PPF - Proposed			4500 Fitness			Madison Meadow		Ackerman			Fort Hill			
Price	P/S		Price	P/S		Price	P/S		Price	P/S		Price	P/S		Price	P/S	
Individual																	
30 minutes																	
1 session	\$25 M / \$29 R	\$25 M / \$29 R		\$29 M / \$32 R	\$29 M / \$32 R							\$29 M / \$49 NM	\$29 M / \$49 NM		\$45	\$45	
3 session	\$75 M / \$87 R	\$25 M / \$29 R		\$81 M / \$90 R	\$27 M / \$30 R							\$84 M / \$126 NM	\$28 M / \$42 NM				
5 session							\$145 M / \$175 NM	\$29 M / \$35 NM							\$200	\$40	
6 session	\$126 M / \$150 R	\$21 M / \$25 R		\$150 M / 168 R	\$25 M / \$28 R							\$150 M / \$225 NM	\$25 M / \$37.50 NM				
10 session							\$265 M / \$330 NM	\$26.50 M / \$33 NM							\$350	\$35	
12 session	\$228 M / \$252 R	\$19 M / \$21 R		\$276 M / \$312 R	\$23 M / \$26 R							\$282 M / \$423 NM	\$23.50 M / \$35.25 NM				
20 session	\$340 M / \$420 R	\$17 M / \$21 R															
60 minutes																	
1 session	\$39 M / \$43 R	\$39 M / \$43 R		\$48 M / \$53 R	\$48 M / \$53 R		\$53 M / \$63 NM	\$53 M / \$63 NM		\$52	\$52		\$45 M / \$60 NM	\$45 M / \$60 NM		\$70	\$70
3 session	\$117 M / \$129 R	\$39 M / \$43 R		\$138 M / \$153 R	\$46 M / \$51 R								\$130 M / \$175 NM	\$43.33 M / \$58.33 NM			
4 session										\$190	\$47.50						
5 session							\$255 M / \$305 NM	\$51 M / \$61 NM								\$325	\$65
6 session	\$210 M / \$235 R	\$35 M / \$39 R		\$264 M / \$294 R	\$44 M / \$49 R								\$255 M / \$340 NM	\$42.50 M / \$56.67 NM			
8 session										\$330	\$41.25						
10 session							\$480 M / \$580 NM	\$48 M / \$58 NM								\$600	\$60
12 session	\$396 M / \$447 R	\$33 M / \$37 R		\$504 M / \$564 R	\$42 M / \$47 R								\$500 M / \$638 NM	\$41.67 M / \$53.16 NM			
20 session	\$620 M / \$707 R	\$31 M / \$35 R															
Partner - per person																	
30 minutes																	
1 session																\$37.50	\$37.50
3 session																	
5 session																\$162.50	\$32.50
6 session																	
10 session																\$225.00	\$22.50
12 session																	
60 minutes																	
1 session	\$31 M / \$35 R	\$31 M / \$35 R		\$39 M / \$43 R	\$39 M / \$43 R		\$42 M / \$52 NM	\$42 M / \$52 NM		\$42.50	\$42.50					\$60.00	\$60.00
3 session	\$93 M / \$105 R	\$31 M / \$35 R		\$111 M / \$123 R	\$37 M / \$41 R												
4 session										\$140.00	\$35.00						
5 session							\$205 M / \$245 NM	\$41 M / \$49 NM								\$275.00	\$55.00
6 session	\$162 M / \$188 R	\$27 M / \$31 R		\$210 M / \$234 R	\$35 M / \$39 R												
8 session										\$240.00	\$30.00						
10 session							\$390 M / \$487 NM	\$39 M / \$48.70 NM								\$500.00	\$50.00
12 session	\$300 M / \$351 R	\$25 M / \$29 R		\$396 M / \$444 R	\$33 M / \$37 R												
20 session	\$460 M / \$547 R	\$23 M / \$27 R															
Group - per person																	
30 minutes																	
1 session																	
3 session																	
5 session																	
6 session																	
10 session																	
12 session																	
60 minutes																	
1 session	\$20 M / \$24 R	\$20 M / \$24 R		\$29 M / \$36 R	\$29 M / \$36 R												
3 session	\$60 M / \$72 R	\$20 M / \$24 R		\$81 M / \$102 R	\$27 M / \$34 R												
5 session																	
6 session	\$108 M / \$138 R	\$18 M / \$23 R		\$150 M / \$192 R	\$25 M / \$32 R												
10 session																	
12 session	\$216 M / \$276 R	\$18 M / \$23 R		\$276 M / \$360 R	\$23 M / \$30 R												



## **REVENUE AND FUNDING IMPLICATIONS:**

### **1. Revenue Projections Based on Proposed Fee Structure**

- a. 2024 projections are based on current membership (1,751 members) being placed in the new fee structure. No expected additional memberships resulting from the new facility, equipment, and amenities in 2024 were added.
- b. 2024 Group Fitness annual EFT monthly flex (Row L) and annual flex (Row M) are the specific Group Fitness add-on option revenue (\$180 annual fee per member) and does not include revenue from Group Fitness participants now becoming overall PPF members. The revenue from those new memberships is included in the PPFC revenue totals (Rows B & C) for 2024. In 2022 & 2023 the Group Fitness annual EFT monthly flex (Row L) and annual flex (Row M) were the stand-alone group fitness membership revenues, which will not be offered in 2024.
- c. Projections do factor in fitness and group fitness members who will still be paying current pricing while their annual sale finishes up next year.
  - i. Example – if member renewed annual fitness membership in August 2023 during the Beat the Heat Sale they will pay that fee through July 2024 – then will pay new fee starting August 2024.
  - ii. This means 2025 revenue would increase based on current membership totals as well when all members are paying new fees.
- d. 2024 Personal Training Partner 1 Hour (Row I) revenue increase includes the projections for the new Sports Performance Training being added to 2024 offerings.
- e. Recovery Room add-on revenue not included in Chart F.

**Chart F: Revenue Projections**

	Membership/Pass	2022	2023 YTD	2023 Year End Projection	2024 Projection With New Fees
	<b>PPF</b>				
A	Daily (Includes GF Daily)	\$2,673.00	\$2,205.00	\$3,310.00	\$5,400.00
B	Monthly	\$74,032.76	\$52,000.00	\$78,000.00	\$118,000.00
C	Annual	\$83,409.27	\$71,076.00	\$106,614.00	\$125,500.00
D	1 Week	\$1,303.00	\$310.00	\$465.00	N/A
E	1 Month	\$7,140.74	\$4,815.00	\$7,222.50	N/A
F	3 Month	\$8,151.65	\$13,055.00	\$17,583.00	\$5,300.00
	<b>Personal Training</b>				
G	Individual 30 Min	\$42,720.00	\$35,152.50	\$52,730.00	\$62,800.00
H	Individual 1 Hour	\$11,761.00	\$10,111.25	\$15,170.00	\$22,800.00
I	Partner 1 Hour	\$2,366.00	\$3,477.00	\$5,215.00	\$15,000.00
J	Group 1 Hour	\$0.00	\$0.00	\$0.00	N/A
	<b>Group Fitness</b>				
K	Punch Card	\$7,779.00	\$7,772.00	\$11,658.00	\$5,550.00
L	Month Flex	\$7,571.00	\$2,169.00	\$3,250.00	\$5,300.00
M	Annual	\$20,854.00	\$17,264.00	\$25,896.00	\$9,600.00
N	Silver Sneakers	\$45,167.25	\$35,386.95	\$53,080.00	\$56,800.00
O	<b>Totals</b>	<b>\$314,928.67</b>	<b>\$254,793.70</b>	<b>\$380,193.50</b>	<b>\$432,050.00</b>

### **RECOMMENDATION:**

Staff recommends making the above changes to Park Plus Fitness membership, group fitness, and personal training fees as presented within this Statement of Issue in Charts A – Membership and Group Fitness Fees and D – Personal Training Fees beginning January 1, 2024.

**WHEATON PARK DISTRICT  
RESOLUTION 2023-09**

**AUTHORIZING THE ESTIMATE OF THE ANNUAL AGGREGATE LEVY IN  
COMPLIANCE WITH THE TRUTH IN TAXATION LAW**

**RESOLVED**, by the Board of Park Commissioners of the Wheaton Park District, DuPage County, Illinois that, based upon the most recently ascertainable information, the following determinations are hereby made in accordance with the "Truth in Taxation Law":

1. The amount of real estate taxes, exclusive of election costs, public building commission leases and debt service levies, extended by the Park District, plus any amount abated by the Park District before extension, upon the final 2022 real estate tax levy of the Park District (2023 tax bill) is \$13,333,074.
2. The amount of real estate taxes, exclusive of election costs, public building commission leases and debt service levies, proposed to be levied by the Park District for 2023 (2024 tax bill) is \$13,387,708.
3. Based on the foregoing, the estimated percentage increase in the proposed 2023 aggregate levy from the amount of real estate taxes extended upon the final 2022 aggregate levy is 0.41%, and that, accordingly, no public hearing or publication is required under the Truth in Taxation Law.

AYES:

NAYS:

ABSENT:

Passed this 25<sup>th</sup> day of October, 2023.

\_\_\_\_\_  
President, Board of Park Commissioners

Attested and Filed this \_\_\_\_ day of \_\_\_\_\_, 2023.

\_\_\_\_\_  
Secretary, Board of Park Commissioners

STATE OF ILLINOIS       )  
                                      )  
                                      )       SS  
COUNTY OF DUPAGE       )

I, Michael J. Benard, Secretary of the Board of Park Commissioners of the WHEATON PARK DISTRICT, County of DuPage, State of Illinois, do hereby certify that I am the duly qualified and acting Secretary of the Board of Park Commissioners of the Wheaton Park District, County of DuPage and the State of Illinois.

I do further certify that as such official, I have care and custody of all official records of the Board of Park Commissioners of said WHEATON PARK DISTRICT, and I do further certify that the annexed and foregoing Ordinance is a true and correct copy of an Ordinance entitled, **“A RESOLUTION NO. 2023-09 Authorizing the Estimate of Annual Aggregate Levy in Compliance with the Truth in Taxation Law,”** adopted and passed by the Board of Commissioners of the Wheaton Park District on the 25<sup>th</sup> of October, 2023. The vote to adopt the aforesaid Resolution was as follows:

AYES:       \_\_\_\_\_       NAYS:       \_\_\_\_\_       ABSENT:       \_\_\_\_\_

IN WITNESS WHEREOF, I have hereunto set my hand and affixed the corporate seal of the WHEATON PARK DISTRICT.

\_\_\_\_\_  
Michael J. Benard, Secretary,  
Board of Commissioners  
WHEATON PARK DISTRICT,  
County of DuPage, State of Illinois

## **CERTIFICATE OF PRESIDING OFFICER**

I, John Kelly hereby certify that I am the duly elected and acting President of the Board of Park Commissioners of the Wheaton Park District, Wheaton, DuPage County, Illinois, and that as such President, I am the presiding officer of the corporate authority of said Park District.

I further certify that the attached copy of the ordinance levying and assessing taxes of the Wheaton Park District for 2023, was adopted pursuant to, and in all respects in compliance with, the provisions of Sections 18-60 through 18-85 of the Truth in Taxation Law ("Law").

The notice and hearing requirements of Sections 18-70 through 18-85 of the Law are inapplicable.

**IN WITNESS WHEREOF**, I have signed my name in my official capacity as the President and presiding officer of the Board of Park Commissioners of the Wheaton Park District at Wheaton, Illinois this \_\_\_\_\_ day of \_\_\_\_\_, 2023.

---

President, Board of Park Commissioners

## MEMORANDUM

**To:** Wheaton Park District Board of Commissioners

**From:** Michael Benard, Executive Director  
Sandra Simpson, Director of Finance

**Date:** October 4, 2023 *updated October 25, 2023*

**Re:** 2023 Resolution Authorizing the Estimate of Annual Aggregate Levy

---

### Introduction

Attached is a package of information intended to provide you with a complete picture of how the Estimate of the Annual Aggregate Levy in Compliance with the Truth in Taxation Law was calculated. Included are:

- The resolution itself, including the Secretary's Certification.
- A graphic depiction of what the 2023 proposed levy means to various homeowners in Wheaton, one with a home with a value of \$300,000, one with a value of \$450,000 and one with a value of \$600,000.
- Tax Levy Rate History for the past 10 years. This also includes % increase (decrease) in rates each year over this 10-year period.
- Tax Levy Dollars History for the past 10 years. This also includes % increase (decrease) in dollars each year over this 10-year period.
- CPI history for the District for the 10 most current years. This illustrates the changes in the CPI which is the most significant factor to increase the limiting rate for a stable growth community like Wheaton.
- History of the EAV of the Wheaton Park District over the past ten years. The increases (decreases) in the EAV, year over year and the cumulative average changes in EAV going back to 1998 have also been calculated as well as the composition of the components of the EAV.
- Ten years of new construction history.
- A worksheet that spells out exactly how the limiting rate is calculated.
- Five worksheets that show the Proposed Tax Levies for the 2023, 2024, 2025, 2026 and 2027 levies. You are voting on only the 2023 levy, but the future periods are provided for planning purposes.
- The next four worksheets show the calculations for determining the special purpose levies for the Liability, Audit, FICA and IMRF levies. These special purpose levies are evaluated first in calculating the levy as they represent specific obligations that have been imposed upon or assumed by the District. As such, they are a "higher" priority for the District in allocating the limited property tax dollars available.

---

### Draft Calculation of Levy

In the proposed levy draft, the 2023 aggregate levy (to be received in 2024) includes an increase of \$909K, a 7% increase. This increase is possible as a result of the CPI Rate for the 2023 Property Tax Levy Year being at a historical high of 5.0% for the second year in a row or \$626K and New Construction that will generate \$283K in new taxes primarily due to the expired TIF 2 increment being included in the 2022 new construction value. As you recall, TIF 2 represented approximately \$41.5 million in incremental EAV. The

aggregate tax levy includes those levies that are subject to the tax cap. The chart below illustrates the proposed 7% increase by category, dollars, and as a percentage of the levy subject to the tax cap.

Breakdown of proposed/draft 7% Tax Levy Increase	As a percentage of levy subject to tax cap		
	In Dollars	As a % of increase	cap
From 5% CPI	\$625,580	69%	5%
From DuPage New Construction	\$283,605	31%	2%
	<b>\$909,185</b>		<b>7%</b>

The levies outside of the tax cap, our debt and SRA levies, are displayed below the aggregate extension. Again, this year in the debt levies, we have included an **estimate** of the annual debt issue which is typically issued in October or November of each year. That issue has been included here and in the budget in the amount of \$2,120,060, which is the estimate provided by Speer, our municipal advisors. That amount is included in this tax levy analysis. However, it has not yet been authorized by the Board nor issued.

WHEATON PARK DISTRICT							
TAX LEVY WORKSHEET							
2023 Tax Levy (rec'd in subsequent year)							
Fund #	TAX FUND	Statutory Rate Limit (if applicable)	(A) 2022 Extended Figures (DuPage)	(B) 2023 Proposed Levy (A)+(C)	(C) Increase (Decrease)	% Increase/ Decrease (C)/(A)	Extended Tax Rate (B)/EAV
10	General	0.3500	5,062,798	5,426,998	364,200	7%	0.2068
20	Recreation	0.3700	5,008,680	5,372,880	364,200	7%	0.2047
22	Cosley Zoo	0.0700	1,074,255	1,274,255	200,000	19%	0.0485
24	Audit	0.0050	43,295	12,705	(30,590)	-71%	0.0005
23	Insurance Liability	None	541,186	658,561	117,375	22%	0.0251
26	Retirement-IMRF	None	246,240	191,240	(55,000)	-22%	0.0073
25	Retirement-Social Security	None	533,069	482,069	(51,000)	-10%	0.0184
	Aggregate Extension		12,509,522	13,418,708	909,185	7%	0.5112
	Aggregate Refunds	None	29,765	0	0	0%	-
21	SRA	0.0400	251,652	525,000	273,348	109%	0.0200
30	Bond & Interest-Limited	None	630,200	628,400	(1,800)	0%	0.0239
30	Annual Bonds-Limited						
	<b>Estimated</b>	None	<b>1,987,381</b>	<b>2,120,060</b>	<b>132,679</b>	<b>7%</b>	<b>0.0808</b>
			<b>15,408,521</b>	<b>16,692,168</b>	<b>1,313,412</b>	<b>9%</b>	<b>0.6360</b>

2023 LIMITING RATE		0.5112	
Numerator		Denominator	
Prior Year Levy	12,509,522	Prior Year EAV with an increase of	-3.0% 2,624,753,761
CPI % Increase (Decrease)	5.0%	Prior Year New Constr. w/ change of	10.0% (55,474,781)
Levy	13,134,998	Valuation	2,569,278,980

Also, the county does not levy taxes for GO Bonds based upon our tax levy, but rather based upon the Board's bond ordinance(s). The 2015B GO bonds were paid off in their entirety in 2022, therefore this line has been eliminated entirely.

As the Board is aware, the Wheaton Park District adjusts the tax levies in each of the "small" funds [Liability, Audit, FICA and IMRF] to bring their fund balances in line with the board's fund balance policy. As you can see from the levy worksheet pages following, the Liability levy is forecast to be increased. This increase is occurring because PDRMA's business lines premiums (excluding unemployment compensation) are increasing more than 22% from 2023, in addition, there is a 19% increase in supplies and professional fees. The levy is being increased to comply with your Fund Balance Target for this fund. The IMRF levy is

decreasing per the fund balance policy. The employer contribution rate for 2024 has been lowered to 4.53%. In fact, the rate for 2024 is lower than it has been in the past 19 years. The FICA levy is also being decreased to bring the balance in line with the fund balance policy. As you can see in the following year's tax levies for both IMRF and FICA, the amount levied for those two funds increases in the following year and then in subsequent years in order to bring both levies back to their historical levels.

Additionally, the SRA levy has been increased to fund accessibility improvements for 2024-2026 capital projects and the District's membership in the Western DuPage Special Recreation Association (WDSRA).

Beginning with levy year 2021 and as a result of Public Act 102-0519 (SB 508), the District's levy will be increased by a prior year adjustment due to refunds from certificates of error, tax valuation objections and PTAB (Property Tax Appeal Board) decisions resulting in a refund. The District received \$29,765 in Aggregate Refunds for the 2022 levy. The county treasurer will certify these amounts on or before November 15<sup>th</sup> of each year. The increase to the District's levy is automatic and is not to be included in the extension base of the prior year.

### **Future Tax Picture**

In the interest of making complete disclosure, it needs to be understood that the subsequent year levies are guesses as to what is really going to happen to the tax levy. We adjust the levy each year based upon the CPI increase permitted by law, the change in our EAV and our actual experience in the prior year as well as our year-to-date experience, particularly in the Liability, Audit, IMRF and FICA funds. The limiting rate is what we are calculating. The taxes we receive are based on multiplying the limiting rate times the EAV divided by \$100. (The limiting rate is per \$100 of assessed value per statute so that is why we divide by \$100).

So, what makes the limiting rate go up or down? Short answer, growth in the CPI, lots of new construction or no growth in EAV.

Limiting Rate Calculation:

- The **numerator** is the taxes we received last year times the CPI that the state notifies us of (5.0% for the 2023 levy. This is unchanged from 2022).
- The **denominator** is the EAV from the most recent final tax levy worksheet, increased by our best guess as to how much we believe the property values will increase overall, reduced by any new construction. The TIF increment is added to the new construction which reduces the denominator when calculating the tax rate. This positively increases the tax rate when calculating the levy for the following year.
- Our ability to forecast the future tax levies is based upon how close our assumptions about what the changes in the CPI (measure of inflation), EAV (property values) and new construction are. In the levy presentation for the out years, we have taken a pretty aggressive stance on the CPI growth and used 3.0% from the 2012 actual CPI. Historically, as you can see from the CPI History worksheet our cumulative average CPI is 2.0%, and the median CPI is 2.0%.

### **Items of note for 2023 Levy draft due to the prior year TIF 2 Expiration and 5% CPI**

- Should the Park Board choose to levy the 7% increase that is available to it, a Truth in Taxation public hearing (TITA) will be required. A Truth in Taxation public hearing is triggered when a local unit of government proposes a tax levy increase of 5% or higher over the previous year's tax levy extension.
- The new construction figure is significantly higher than usual in the calculation of the Limiting Rate because of the expiration of TIF 2. In the year after the TIF has expired, the TIF increment shows up as new construction. Total DuPage New Construction is \$50,431,619 of which \$40,997,339 is attributable to the expiration of TIF 2 in 2022. This is a 209.4% increase over the 2021 new construction figure.



### Update Resulting from Board discussion at the October 4th Subcommittee Meeting

Based on consensus and direction from the board, we have updated the proposed estimate of levy to capture 2% of CPI and 2% of New Construction.

In the proposed levy, the 2023 aggregate levy (to be received in 2024) will be increased \$526K, a 4% increase. This increase is due to two factors, capturing a portion of the CPI, 2% or \$251K, and New Construction that will generate \$275K in new taxes primarily due to the expired TIF 2 increment being included in the 2022 new construction value.

Also, due to the decrease in CPI, there is a correlated decrease in the levy's Extended Tax Rate.

The aggregate tax levy includes those levies that are subject to the tax cap. The chart below illustrates the proposed 4% increase by category, dollars, and as a percentage of the levy subject to the tax cap.

Breakdown of proposed 4% Tax Levy Increase			As a percentage of levy subject to tax cap
	In Dollars	As a % of increase	
From 2% CPI	\$250,683	48%	2%
From DuPage New Construction	\$275,502	52%	2%
	<b>\$526,185</b>		<b>4%</b>

WHEATON PARK DISTRICT							
TAX LEVY WORKSHEET							
2023 Tax Levy (rec'd in subsequent year)							
Fund #	TAX FUND	Statutory Rate Limit (if applicable)	(A) 2022 Extended Figures (DuPage)	(B) 2023 Proposed Levy (A)+(C)	(C) Increase (Decrease)	% Increase/ Decrease (C)/(A)	Extended Tax Rate (B)/EAV (B)/EAV
10	General	0.3500	5,062,798	5,235,498	172,700	3%	0.1995
20	Recreation	0.3700	5,008,680	5,181,380	172,700	3%	0.1974
22	Cosley Zoo	0.0700	1,074,255	1,274,255	200,000	19%	0.0485
24	Audit	0.0050	43,295	12,705	(30,590)	-71%	0.0005
23	Insurance Liability	None	541,186	658,561	117,375	22%	0.0251
26	Retirement-IMRF	None	246,240	191,240	(55,000)	-22%	0.0073
25	Retirement-Social Security	None	533,069	482,069	(51,000)	-10%	0.0184
	Aggregate Extension		12,509,522	13,035,708	526,185	4%	0.4966
	Aggregate Refunds	None	29,765	0	0	0%	-
21	SRA	0.0400	251,652	352,000	100,348	40%	0.0134
30	Bond & Interest-Limited	None	630,200	628,400	(1,800)	0%	0.0239
30	Annual Bonds-Limited						
	Estimated	None	1,987,381	2,120,060	132,679	7%	0.0808
			15,408,521	16,136,168	757,412	5%	0.6148
2023 LIMITING RATE			0.4966				
Numerator				Denominator			
Prior Year Levy	12,509,522			Prior Year EAV with an increase of	-3.0%	2,624,753,761	
CPI % Increase (Decrease)	2.0%			Prior Year New Constr. w/ change of	10.0%	(55,474,781)	
Levy	12,759,713			Valuation		2,569,278,980	

Due to the board's direction to use a portion (2%) of the 5% allowable CPI under PTELL, a Truth in Taxation hearing will not be needed as the increase in levy is less than 105% of the prior year's extension.



Wheaton Park District 2023 Proposed Property Tax Levy

A homeowner  
whose



			For the Yr.	Monthly	Daily
House is worth	\$ 600,000	would pay Park District Taxes of:	\$1,229.54	\$102.46	\$3.36
House is worth	\$ 450,000	would pay Park District Taxes of:	\$922.15	\$76.85	\$2.52
House is worth	\$ 300,000	would pay Park District Taxes of:	\$614.77	\$51.23	\$1.68

### Levy Rate History

Levy	2013	2014	2015	2016	2017	2018	2019	2020	2021	2022
General	0.1834	0.1914	0.1900	0.1790	0.1773	0.1791	0.1710	0.1867	0.1890	0.1871
Bond and Interest	0.1641	0.1796	0.1742	0.1638	0.1559	0.1491	0.1456	0.1424	0.1160	-
Bond and Interest Limited	0.1088	0.1116	0.1091	0.1033	0.1003	0.0977	0.0973	0.0971	0.0973	0.0978
IMRF	0.0417	0.0368	0.0343	0.0345	0.0318	0.0178	0.0358	0.0189	0.0217	0.0091
Audit	0.0001	0.0001	0.0002	0.0012	0.0005	0.0005	0.0004	0.0004	0.0012	0.0016
Liability	0.0261	0.0299	0.0281	0.0224	0.0259	0.0257	0.0243	0.0221	0.0105	0.0200
FICA	0.0250	0.0235	0.0228	0.0260	0.0241	0.0239	0.0242	0.0143	0.0218	0.0197
Recreation	0.1811	0.1890	0.1875	0.1766	0.1749	0.1768	0.1689	0.1847	0.1870	0.1851
Museum	0.0401	0.0423	0.0421	0.0451	0.0404	0.0417	0.0408	0.0399	0.0395	0.0397
SRA	0.0400	0.0400	0.0392	0.0373	0.0359	0.0346	0.0342	0.0338	0.0334	0.0093
Aggregate Refunds									0.0027	0.0011
<b>Total Tax Rate</b>	<b>0.8104</b>	<b>0.8442</b>	<b>0.8275</b>	<b>0.7892</b>	<b>0.7670</b>	<b>0.7469</b>	<b>0.7425</b>	<b>0.7403</b>	<b>0.7201</b>	<b>0.5705</b>

% Increase over Prior Year	2013-2012	2014-2013	2015-2014	2016-2015	2017-2016	2018-2017	2019-2018	2020-2019	2021-2020	2022-2021
General	7.2%	4.4%	-0.7%	-5.8%	-0.9%	1.0%	-4.5%	9.2%	1.2%	-1.0%
Bond and Interest	13.6%	9.4%	-3.0%	-6.0%	-4.8%	-4.4%	-2.3%	-2.2%	-18.5%	-100.0%
Bond and Interest Limited	5.9%	2.6%	-2.2%	-5.3%	-2.9%	-2.6%	-0.4%	-0.2%	0.2%	0.5%
IMRF	8.0%	-11.8%	-6.8%	0.6%	-7.8%	-44.0%	101.1%	-47.2%	14.8%	-58.1%
Audit	-50.0%	0.0%	100.0%	500.0%	-58.3%	0.0%	-20.0%	0.0%	200.0%	33.3%
Liability	-15.3%	14.6%	-6.0%	-20.3%	15.6%	-0.8%	-5.4%	-9.1%	-52.5%	90.5%
FICA	19.0%	-6.0%	-3.0%	14.0%	-7.3%	-0.8%	1.3%	-40.9%	52.4%	-9.6%
Recreation	7.4%	4.4%	-0.8%	-5.8%	-1.0%	1.1%	-4.5%	9.4%	1.2%	-1.0%
Museum	9.3%	5.5%	-0.5%	7.1%	-10.4%	3.2%	-2.2%	-2.2%	-1.0%	0.5%
SRA	0.0%	0.0%	-2.0%	-4.8%	-3.8%	-3.6%	-1.2%	-1.2%	-1.2%	-72.2%
Aggregate Refunds									0.0%	0.0%
<b>Total Tax Rate</b>	<b>7.5%</b>	<b>4.2%</b>	<b>-2.0%</b>	<b>-4.6%</b>	<b>-2.8%</b>	<b>-2.6%</b>	<b>-0.6%</b>	<b>-0.3%</b>	<b>-2.7%</b>	<b>-20.8%</b>

### Levy \$ History

Levy	2012	2013	2014	2015	2016	2017	2018	2019	2020	2021	2022
General	3,633,548	3,739,098	3,863,862	3,953,029	3,963,103	4,125,058	4,369,837	4,269,616	4,774,528	4,891,656	5,062,798
Bond and Interest	3,066,536	3,345,616	3,625,651	3,624,304	3,626,571	3,627,166	3,637,871	3,635,416	3,641,632	3,002,286	0
Bond and Interest Limited	2,180,978	2,218,178	2,252,910	2,269,871	2,287,087	2,333,578	2,383,770	2,429,437	2,483,164	2,518,297	2,646,401
IMRF	819,725	850,166	742,895	713,626	763,838	739,858	434,300	893,873	483,335	561,635	246,240
Audit	4,247	2,039	2,019	4,161	26,568	11,633	12,199	9,987	10,229	31,058	43,295
Liability	654,081	532,118	603,602	584,632	495,941	602,589	627,051	606,735	565,169	271,759	541,186
FICA	445,964	509,692	474,403	474,364	575,646	560,710	583,133	604,238	365,698	564,223	533,069
Recreation	3,582,581	3,692,207	3,815,412	3,901,016	3,909,966	4,069,220	4,313,720	4,217,183	4,723,381	4,839,892	5,008,680
Museum	779,376	817,545	853,925	875,908	998,525	939,946	1,017,433	1,018,716	1,020,373	1,022,330	1,074,255
SRA	849,456	815,507	807,495	815,572	825,831	835,249	844,201	853,923	864,376	864,451	251,652
Aggregate Refunds										69,881	29,765
<b>Total Taxes</b>	<b>16,016,493</b>	<b>16,522,166</b>	<b>17,042,174</b>	<b>17,216,483</b>	<b>17,473,077</b>	<b>17,845,006</b>	<b>18,223,515</b>	<b>18,539,124</b>	<b>18,931,884</b>	<b>18,637,466</b>	<b>15,437,340</b>

% Increase over Prior Yea	2012-2011	2013-2012	2014-2013	2015-2014	2016-2015	2017-2016	2018-2017	2019-2018	2020-2019	2021-2020	2022-2021
General	5.4%	2.9%	3.3%	2.3%	0.3%	4.1%	5.9%	-2.3%	11.8%	2.5%	3.5%
Bond and Interest	9.5%	9.1%	8.4%	0.0%	0.1%	0.0%	0.3%	-0.1%	0.2%	-17.6%	-100.0%
Bond and Interest Limited	3.0%	1.7%	1.6%	0.8%	0.8%	2.0%	2.2%	1.9%	2.2%	1.4%	5.1%
IMRF	-38.8%	3.7%	-12.6%	-3.9%	7.0%	-3.1%	-41.3%	105.8%	-45.9%	16.2%	-56.2%
Audit	-6.3%	-52.0%	-1.0%	106.1%	538.5%	-56.2%	4.9%	-18.1%	2.4%	203.6%	39.4%
Liability	25.4%	-18.6%	13.4%	-3.1%	-15.2%	21.5%	4.1%	-3.2%	-6.9%	-51.9%	99.1%
FICA	337.1%	14.3%	-6.9%	0.0%	21.4%	-2.6%	4.0%	3.6%	-39.5%	54.3%	-5.5%
Recreation	5.5%	3.1%	3.3%	2.2%	0.2%	4.1%	6.0%	-2.2%	12.0%	2.5%	3.5%
Museum	1.1%	4.9%	4.4%	2.6%	14.0%	-5.9%	8.2%	0.1%	0.2%	0.2%	5.1%
SRA	-4.4%	-4.0%	-1.0%	1.0%	1.3%	1.1%	1.1%	1.2%	1.2%	0.0%	-70.9%
Aggregate Refunds											-57.4%
<b>Annual Increase in Taxes</b>	<b>4.1%</b>	<b>3.2%</b>	<b>3.1%</b>	<b>1.0%</b>	<b>1.5%</b>	<b>2.1%</b>	<b>2.1%</b>	<b>1.7%</b>	<b>2.1%</b>	<b>-1.6%</b>	<b>-17.2%</b>
<b>Annual Increase in Taxes, excluding Bonds</b>	<b>2.9%</b>	<b>1.8%</b>	<b>1.9%</b>	<b>1.4%</b>	<b>2.1%</b>	<b>2.8%</b>	<b>2.7%</b>	<b>2.2%</b>	<b>2.7%</b>	<b>2.4%</b>	<b>-2.5%</b>
<b>Annual change in bonds</b>	<b>6.7%</b>	<b>6.0%</b>	<b>5.7%</b>	<b>0.3%</b>	<b>0.3%</b>	<b>0.8%</b>	<b>1.0%</b>	<b>0.7%</b>	<b>1.0%</b>	<b>-9.9%</b>	<b>-52.1%</b>
<b>% of Total Levy</b>											
Bonds	33%	34%	34%	34%	34%	33%	33%	33%	32%	30%	17%
Pensions	8%	8%	7%	7%	8%	7%	6%	8%	4%	6%	5%
SRA	5%	5%	5%	5%	5%	5%	5%	5%	5%	5%	2%
Operations	54%	53%	54%	54%	54%	55%	57%	55%	59%	60%	76%

### *CPI History*

#### **CPI Increase History for Tax Levy**

<b>Tax Levy Year</b>	<b>CPI %</b>	<b>Annual Increase (Decrease) in CPI</b>	<b>Cumulative Average CPI %</b>
2014	1.5%		
2015	0.8%	-46.7%	1.15%
2016	0.7%	-12.5%	1.00%
2017	2.1%	200.0%	1.28%
2018	2.1%	0.0%	1.44%
2019	1.9%	-9.5%	1.52%
2020	2.3%	21.1%	1.63%
2021	1.4%	-39.1%	1.60%
2022	5.0%	257.1%	<b>1.98%</b>
2023	5.0%	0.0%	<b>2.28%</b>
<b>Median CPI %</b>			<b>2.00%</b>

### EAV History

	2013	2014	2015	2016	2017	2018	2019	2020	2021	2022
Residential	1,696,327,750	1,691,201,324	1,745,609,458	1,860,732,961	1,959,814,630	2,055,649,652	2,104,708,507	2,166,784,913	2,194,116,045	2,262,903,892
Farm	-	-	-	-	-	-	-	-	-	-
Commercial	331,633,892	316,746,797	323,858,307	341,792,379	355,320,407	372,048,160	380,009,396	378,583,925	381,926,626	431,187,153
Industrial	9,764,220	9,703,220	9,771,460	10,173,350	10,110,840	10,736,530	10,548,235	10,304,160	10,336,120	9,867,469
Railroad	1,040,877	1,085,225	1,302,575	1,325,281	1,352,029	1,452,587	1,585,589	1,652,952	1,798,734	1,973,198
TOTAL EAV	2,038,766,739	2,018,736,566	2,080,541,800	2,214,023,971	2,326,597,906	2,439,886,929	2,496,851,727	2,557,325,950	2,588,177,525	2,705,931,712

### % Increase(Decrease)

	2012-2013	2013-2014	2014-2015	2015-2016	2016-2017	2017-2018	2018-2019	2019-2020	2020-2021	2021-2022
Residential	-4.3%	-0.3%	3.2%	6.6%	5.3%	4.9%	2.4%	2.9%	1.3%	3.1%
Farm	-	-	-	-	-	-	-	-	-	-
Commercial	-2.7%	-4.5%	2.2%	5.5%	4.0%	4.7%	2.1%	-0.4%	0.9%	12.9%
Industrial	-4.7%	-0.6%	0.7%	4.1%	-0.6%	6.2%	-1.8%	-2.3%	0.3%	-4.5%
Railroad	23.5%	4.3%	20.0%	1.7%	2.0%	7.4%	9.2%	4.2%	8.8%	9.7%
TOTAL EAV	-4.00%	-0.98%	3.06%	6.42%	5.08%	4.87%	2.33%	2.42%	1.21%	4.55%

### Average % Increase(Decrease) in EAV Year by Year

	1998-2013	1998-2014	1998-2015	1998-2016	1998-2017	1998-2018	1998-2019	1998-2020	1998-2021	1998-2022
Residential	3.3%	3.0%	3.1%	3.3%	3.4%	3.4%	3.4%	3.4%	3.3%	3.3%
Farm	-25.0%	-25.0%	-25.0%	-25.0%	-25.0%	-25.0%	-25.0%	-25.0%	-25.0%	-25.0%
Commercial	3.5%	3.0%	2.9%	3.1%	3.1%	3.2%	3.2%	3.0%	2.9%	3.3%
Industrial	24.3%	22.7%	21.4%	20.5%	19.4%	18.7%	17.7%	16.8%	16.1%	15.2%
Railroad	9.8%	9.5%	10.1%	9.6%	9.2%	9.1%	9.1%	8.9%	8.9%	8.9%
TOTAL EAV	3.3%	3.1%	3.1%	3.2%	3.3%	3.4%	3.4%	3.3%	3.2%	3.3%

### Composition of EAV

	2013	2014	2015	2016	2017	2018	2019	2020	2021	2022
Residential	83%	84%	84%	84%	84%	84%	84%	85%	85%	84%
Farm	0%	0%	0%	0%	0%	0%	0%	0%	0%	0%
Commercial	16%	16%	16%	15%	15%	15%	15%	15%	15%	16%
Industrial	0%	0%	0%	0%	0%	0%	0%	0%	0%	0%
Railroad	0%	0%	0%	0%	0%	0%	0%	0%	0%	0%
TOTAL EAV	100%	100%	100%	100%	100%	100%	100%	100%	100%	100%

Current valuation	2,080,958,943	2,066,534,570	2,142,799,808	2,268,069,080	2,392,969,616	2,510,745,558	2,570,067,378	2,632,719,266	2,661,265,894	2,739,102,164
Current valuation % change	-4.02%	-0.69%	3.69%	5.85%	5.51%	4.92%	2.36%	2.44%	1.08%	2.92%

### ***New Construction History***

	2013	2014	2015	2016	2017	2018	2019	2020	2021	2022
New Construction	10,863,500	11,855,450	13,061,276	31,601,316	18,727,575	15,981,660	9,559,682	11,430,520	16,298,550	50,431,619
% Increase(Decrease) Year by Year	4.4%	9.1%	10.2%	141.9%	-40.7%	-14.7%	-40.2%	19.6%	42.6%	209.4%
Average % Increase(Decrease) since 2001	0.0%	0.7%	1.4%	10.7%	7.5%	6.2%	3.6%	4.5%	6.4%	16.1%
Minimum New Construction	10,410,039	10,410,039	10,410,039	10,410,039	10,410,039	10,410,039	9,559,682	9,559,682	9,559,682	9,559,682
Maximum New Construction	24,596,240	24,596,240	24,596,240	31,601,316	31,601,316	31,601,316	31,601,316	31,601,316	31,601,316	50,431,619
10 Year Average New Construction	18,190,689	17,642,444	16,551,061	17,251,569	16,709,703	16,003,186	15,157,859	14,597,771	14,978,957	18,981,115

## Limiting Rate

### WORKSHEET TO CALCULATE LIMITING RATE FOR LEVY YEAR 2023

Includes TIF Changes

#### NUMERATOR CALCULATION:

IMPORTANT! Use figures from prior year unless taxes have been abated within the past 3 years; if so, use the year with the highest tax extension amongst the past 3 years.

DuPage County 12,509,522

2023 CPI for Levy Year 2.00%

The CPI is established by the state and provided to the county mid-year.

NUMERATOR → 12,759,713

#### DENOMINATOR CALCULATION:

IMPORTANT! Use actual figures for the Levy Year; if not available, estimate by using prior year's figures and increase by estimated percentage.

Year		Estimated EAV	Increase Factor	
2023 TIF Valuation (DuPage) (2)	2,705,931,712	X	0.9700	2,624,753,761
2023 Less: DuPage new construction (1)	50,431,619	X	10.0%	55,474,781
DENOMINATOR →	2,655,500,093			2,569,278,980
		Numerator	12,759,713	
		Denominator	2,569,278,980	
				Limiting Rate
				0.4966%

Illinois Dept. of Revenue History of CPI's Used for the PTELL 01/12/2023						
Year	December CPI-U	% Change From Previous December	% Use for PTELL	Comments	Levy Year	Years Taxes Paid
1993	137.900	-				
1993	141.800	2.9%	2.9%		1993	1994
1993	145.800	2.7%	2.7%	(5 % for Cook)	1994	1995
1994	149.700	2.7%	2.7%		1995	1996
1995	153.500	2.5%	2.5%		1996	1997
1996	158.960	3.6%	3.6%		1997	1998
1997	161.300	1.5%	1.5%		1998	1999
1998	163.900	1.6%	1.6%		1999	2000
1999	168.300	2.7%	2.7%		2000	2001
2000	174.000	3.4%	3.4%		2001	2002
2001	176.700	1.6%	1.6%		2002	2003
2002	180.900	2.4%	2.4%		2003	2004
2003	184.300	1.9%	1.9%		2004	2005
2004	190.300	3.3%	3.3%		2005	2006
2005	196.800	3.4%	3.4%		2006	2007
2006	201.800	2.5%	2.5%		2007	2008
2007	210.036	4.08%	4.1%		2008	2009
2008	210.228	0.1%	0.1%		2009	2010
2009	215.949	2.7%	2.7%		2010	2011
2010	219.119	1.5%	1.5%		2011	2012
2011	225.472	3.0%	3.0%		2012	2013
2012	229.601	1.7%	1.7%		2013	2014
2013	233.049	1.5%	1.5%		2014	2015
2014	234.812	0.8%	0.8%		2015	2016
2015	236.525	0.7%	0.7%		2016	2017
2016	241.432	2.1%	2.1%		2017	2018
2017	246.524	2.1%	2.1%		2018	2019
2018	251.233	1.9%	1.9%		2019	2020
2019	256.974	2.3%	2.3%		2020	2021
2020	260.474	1.4%	1.4%		2021	2022
2021	278.802	7.0%	5.0%		2022	2023
2022	296.797	6.5%	5.0%		2023	2024

(1) These figures came from the March letter from Gary King (DuPage Co.) providing final prior yr. calculations and information for subsequent year's tax levy. A quicker source is the IDOR website. It posts there in late January.

## LEVY

### WHEATON PARK DISTRICT

#### TAX LEVY WORKSHEET

2023 Tax Levy (rec'd in subsequent year)

Fund #	TAX FUND	Statutory Rate Limit  <i>(if applicable)</i>	(A)	(B)	(C)	% Increase/ Decrease  <i>(C)/(A)</i>	Extended Tax Rate  <i>(B)/EAV</i>
			2022	2023	Increase		
			Extended Figures  <i>(DuPage)</i>	Proposed Levy  <i>(A)+(C)</i>	(Decrease)		
10	General	0.3500	5,062,798	5,235,498	172,700	3%	0.1995
20	Recreation	0.3700	5,008,680	5,181,380	172,700	3%	0.1974
22	Cosley Zoo	0.0700	1,074,255	1,274,255	200,000	19%	0.0485
24	Audit	0.0050	43,295	12,705	(30,590)	-71%	0.0005
23	Insurance Liability	None	541,186	658,561	117,375	22%	0.0251
26	Retirement-IMRF	None	246,240	191,240	(55,000)	-22%	0.0073
25	Retirement-Social Security	None	533,069	482,069	(51,000)	-10%	0.0184
	Aggregate Extension		12,509,522	13,035,708	526,185	4%	0.4966
	Aggregate Refunds	None	29,765	0	0	0%	-
21	SRA	0.0400	251,652	352,000	100,348	40%	0.0134
30	Bond & Interest-Limited	None	630,200	628,400	(1,800)	0%	0.0239
30	Annual Bonds-Limited						
	Estimated	None	1,987,381	2,120,060	132,679	7%	0.0808
			15,408,521	16,136,168	757,412	5%	0.6148

2023 LIMITING RATE		0.4966	
Numerator		Denominator	
Prior Year Levy	12,509,522	Prior Year EAV with an Increase of	-3.0% 2,624,753,761
CPI % Increase (Decrease)	2.0%	Prior Year New Constr. w/ change of	10.0% (55,474,781)
Levy	12,759,713	Valuation	2,569,278,980



## LEVY

### WHEATON PARK DISTRICT

#### TAX LEVY WORKSHEET

2024 Tax Levy (rec'd in subsequent year)

Fund #	TAX FUND	(A)		(B)	(C)	% Increase/ Decrease	Extended Tax Rate
		Statutory Rate Limit <i>(if applicable)</i>	2023 Extended Figures <i>(DuPage)</i>	2024 Proposed Levy <i>(A)+(C)</i>			
10	General	0.3500	5,235,498	5,073,898	(161,600)	-3%	0.1895
20	Recreation	0.3700	5,181,380	5,019,780	(161,600)	-3%	0.1875
22	Cosley Zoo	0.0700	1,274,255	1,324,255	50,000	4%	0.0495
24	Audit	0.0050	12,705	41,330	28,625	225%	0.0015
23	Insurance Liability	None	658,561	667,676	9,115	1%	0.0249
26	Retirement-IMRF	None	191,240	551,240	360,000	188%	0.0206
25	Retirement-Social Security	None	482,069	660,069	178,000	37%	0.0247
Aggregate Extension			13,035,707	13,338,247	302,540	2%	0.4982
21	SRA	0.0400	352,000	352,000	0	0%	0.0131
30	Bond & Interest-Limited	None	628,400	631,150	2,750	0%	0.0236
			14,016,107	14,321,397	305,290	2%	0.5349

2024 LIMITING RATE		0.4978	
Numerator		Denominator	
Prior Year Levy	12,759,713	Prior Year EAV with an increase of	2.0% 2,677,248,836
CPI % Increase (Decrease)	3.0%	Prior Year New Construction w/ a	1.4% (37,243,094)
Levy	13,142,504	Valuation	2,640,005,742

## LEVY

### WHEATON PARK DISTRICT

#### TAX LEVY WORKSHEET

2025 Tax Levy (rec'd in subsequent year)

Fund #	TAX FUND	(A)		(B)	(C)	% Increase/ (C)/(A)	Extended Tax (B)/EAV
		Statutory (if applicable)	2024 Extended (DuPage)	2025 Proposed Levy (A)+(C)			
10	General	0.3500	5,073,898	5,247,698	173,800	3%	0.1922
20	Recreation	0.3700	5,019,780	5,193,580	173,800	3%	0.1902
22	Cosley Zoo	0.0700	1,324,255	1,379,255	55,000	4%	0.0505
24	Audit	0.0050	41,330	37,790	(3,540)	-9%	0.0014
23	Insurance Liability	None	667,676	684,476	16,800	3%	0.0251
26	Retirement-IMRF	None	551,240	526,240	(25,000)	-5%	0.0193
25	Retirement-Social Security	None	660,069	678,069	18,000	3%	0.0248
Aggregate Extension			13,338,247	13,747,107	408,860	3%	0.5034
21	SRA	0.0400	352,000	352,000	0	0%	0.0129
30	Bond & Interest-Limited	None	631,150	628,300	(2,850)	0%	0.0230
			14,321,397	14,727,407	406,010	3%	0.5393

(B) LIMITING RATE		0.5027	
Numerator		Denominator	
Prior Year Levy	13,142,504	Prior Year EAV with an increase of	2.0% 2,730,793,813
CPI % Increase (Decrease)	3.0%	Prior Year New Construction w/ a	1.4% (37,753,678)
Levy	13,536,779	Valuation	2,693,040,135

## LEVY

### WHEATON PARK DISTRICT

#### TAX LEVY WORKSHEET

2026 Tax Levy (rec'd in subsequent year)

Fund #	TAX FUND	Statutory Rate Limit <i>(if applicable)</i>	(A) 2025 Extended Figures <i>(DuPage)</i>	(B) 2026 Proposed Levy <i>(A)+(C)</i>	(C) Increase (Decrease)	% Increase/ Decrease <i>(C)/(A)</i>	Extended Tax Rate <i>(B)/EAV</i>
10	General	0.3500	5,247,698	5,424,298	176,600	3%	0.1947
20	Recreation	0.3700	5,193,580	5,370,180	176,600	3%	0.1928
22	Cosley Zoo	0.0700	1,379,255	1,434,255	55,000	4%	0.0515
24	Audit	0.0050	37,790	40,035	2,245	6%	0.0014
23	Insurance Liability	None	684,476	704,976	20,500	3%	0.0253
26	Retirement-IMRF	None	526,240	524,240	(2,000)	0%	0.0188
25	Retirement-Social Security	None	678,069	680,069	2,000	0%	0.0244
Aggregate Extension			13,747,107	14,178,052	430,945	3%	0.5090
21	SRA	0.0400	352,000	352,000	0	0%	0.0126
30	Bond & Interest-Limited	None	628,300	0	(628,300)	-100%	-
			14,727,407	14,530,052	(197,355)	-1%	0.5216

(B) LIMITING RATE		0.5078	
<b>Numerator</b>		<b>Denominator</b>	
Prior Year Levy	13,536,779	Prior Year EAV with an increase of	2.0% 2,785,409,689
CPI % Increase (Decrease)	3.0%	Prior Year New Construction w/ a	1.4% (39,844,266)
<b>Levy</b>	<b>13,942,883</b>	<b>Valuation</b>	<b>2,745,565,423</b>

## LEVY

### WHEATON PARK DISTRICT

#### TAX LEVY WORKSHEET

2027 Tax Levy (rec'd in subsequent year)

Fund #	TAX FUND	Statutory Rate Limit <i>(if applicable)</i>	(A) 2026 Extended Figures <i>(DuPage)</i>	(B) 2027 Proposed Levy <i>(A)+(C)</i>	(C) Increase (Decrease)	% Increase/ Decrease <i>(C)/(A)</i>	Extended Tax Rate <i>(B)/EAV</i>
10	General	0.3500	5,424,298	5,602,284	177,986	3%	0.1972
20	Recreation	0.3700	5,370,180	5,548,166	177,986	3%	0.1953
22	Cosley Zoo	0.0700	1,434,255	1,494,255	60,000	4%	0.0526
24	Audit	0.0050	40,035	41,435	1,400	3%	0.0015
23	Insurance Liability	None	704,976	725,396	20,420	3%	0.0255
26	Retirement-IMRF	None	524,240	528,240	4,000	1%	0.0186
25	Retirement-Social Security	None	680,069	683,069	3,000	0%	0.0240
Aggregate Extension			14,178,052	14,622,844	444,792	3%	0.5147
21	SRA	0.0400	352,000	352,000	0	0%	0.0124
30	Bond & Interest-Limited	None	0	0	0	0%	-
			14,530,052	14,974,844	444,792	3%	0.5271

(B) LIMITING RATE		0.5131	
<b>Numerator</b>		<b>Denominator</b>	
Prior Year Levy	13,942,883	Prior Year EAV with an increase of	2.0% 2,841,117,883
CPI % Increase (Decrease)	3.0%	Prior Year New Construction w/ a	1.4% (42,050,620)
<b>Levy</b>	<b>14,361,169</b>	<b>Valuation</b>	<b>2,799,067,263</b>

## Liability

### LIABILITY INSURANCE FUND LEVY (Fund #23)

Levy Year:	2022	2023	2024	2025	2026	2027
Fiscal Year:	2023	2024	2025	2026	2027	2028
Spendable Fund Balance, Beginning of Year	290,906	298,762	319,709	329,058	337,752	347,450
Anticipated Revenue	543,530	660,319	667,388	684,104	704,501	724,819
Cash & Revenues	834,436	959,081	987,097	1,013,162	1,042,253	1,072,270
Less: Expenditures	535,674	639,372	658,039	675,410	694,803	714,807
Est. Fund Balance, End of Year	298,762	319,709	329,058	337,752	347,450	357,463
Fund Balance Goal (50% of Budgeted expenditures)	267,837	319,686	329,020	337,705	347,401	357,403
Excess (Deficit) of Fund Balance Goal	30,925	24	38	46	49	60
<b>REVENUE BREAKDOWN</b>						
Actual Extension or Proposed levy	541,186	658,561	667,676	684,476	704,976	725,396
Less: Uncollectibles	2,706	3,293	3,338	3,422	3,525	3,627
Subtotal	538,480	655,269	664,338	681,054	701,451	721,769
Miscellaneous Income	50	50	50	50	50	50
Interest	5,000	5,000	3,000	3,000	3,000	3,000
Anticipated Revenues	543,530	660,319	667,388	684,104	704,501	724,819
<b>EXPENDITURE BREAKDOWN</b>						
	<b>Projected</b>	<b>Projected</b>	<b>Projected</b>	<b>Projected</b>	<b>Projected</b>	<b>Projected</b>
PDRMA	460,724	562,174	579,039	596,410	614,303	632,732
Unemployment	30,000	30,000	30,000	30,000	31,500	33,075
Background Checks/Physicals (from HR)	19,950	20,948	21,500	21,500	21,500	21,500
Other Expenditures (Supplies, etc)	25,000	26,250	27,500	27,500	27,500	27,500
Annual Expenditures	535,674	639,372	658,039	675,410	694,803	714,807
<b>PDRMA Annl Prens (paid monthly)</b>						
	<b>2023</b>	<b>Budget</b>	<b>Prior Yr.</b>	<b>Prior Yr.</b>	<b>Prior Yr.</b>	<b>Prior Yr.</b>
	<i>from projections</i>	<b>Estimate</b>	<b>Estimate + 3%</b>	<b>Estimate + 3%</b>	<b>Estimate + 3%</b>	<b>Estimate + 3%</b>
Property coverage	151,514	178,208	183,554	189,061	194,733	200,575
Workers Comp	205,688	258,063	265,805	273,779	281,992	290,452
Public Liability	73,323	87,947	90,585	93,303	96,102	98,985
Employment Practices Liab.	25,754	32,401	33,373	34,374	35,405	36,468
Pollution Liability	4,445	5,555	5,722	5,893	6,070	6,252
Total PDRMA Premiums	460,724	562,174	579,039	596,410	614,303	632,732

The cash and investments goal of 50% is the maximum end of the established goal for the District. That goal was established when the District had a March 31 fiscal year end. Currently the fiscal year end is December 31, since this means that the 5 months of activity will have been incurred by this fund prior to receiving the current year's first tax installment, we have used the high end of the target in this analysis to assure adequate resources are available to meet the obligations of this fund.

## Audit

### AUDIT FUND LEVY (Fund #24)

Levy Year:	2022	2023	2024	2025	2026	2027
Fiscal Year:	2023	2024	2025	2026	2027	2028

09-Oct-23	(Budgeted)	(Estimated)	(Estimated)	(Estimated)	(Estimated)	(Estimated)
Fund Balance, Beginning of Year	23,662	40,141	17,732	19,755	19,256	19,836
Anticipated Revenue	43,478	13,041	41,523	38,001	40,235	41,628
Cash & Revenues	67,141	53,182	59,255	57,756	59,491	61,464
Less: Expenditures	27,000	35,450	39,500	38,500	39,655	40,845
Est. Fund Balance, End of Year	40,141	17,732	19,755	19,256	19,836	20,619
Fund Balance Goal (50% of budget)	13,500	17,725	19,750	19,250	19,828	20,422
Excess (Deficit) of Fund Balance Goal	26,641	7	5	6	8	197

### REVENUE BREAKDOWN

Proposed or actual levy	43,295	12,705	41,330	37,790	40,035	41,435
Less: Uncollectibles	0.5% 216	64	207	189	200	207
Subtotal	43,078	12,641	41,123	37,601	39,835	41,228
Interest	400	400	400	400	400	400
Anticipated Revenues	43,478	13,041	41,523	38,001	40,235	41,628

	2023 from projections	Estimated Expenditures	Estimated Expenditures	Estimated Expenditures	Estimated Expenditures	Estimated Expenditures
EXPENDITURE BREAKDOWN						
Salaries and Wages	0	500	500	500	515	530
Acctg. Services	0	500	500	500	515	530
Legal & Consulting	0	0	0	0	0	0
Audit Fees for Audit fund	27,000	34,450	38,500	37,500	38,625	39,784
	27,000	35,450	39,500	38,500	39,655	40,845

The cash and investments goal of 50% is the maximum end of the established goal for the District. That goal was established when the District had a March 31 fiscal year end. Currently the fiscal year end is December 31, since this means that the 5 months of activity will have been incurred by this fund prior to receiving the current year's first tax installment, we have used the high end of the target in this analysis to assure adequate resources are available to meet the obligations of this fund.

## FICA

### FICA FUND LEVY (Fund #25)

Levy Year:	2022	2023	2024	2025	2026	2027
Fiscal Year:	2023	2024	2025	2026	2027	2028

	<i>(Budgeted)</i>	<i>(Estimated)</i>	<i>(Estimated)</i>	<i>(Estimated)</i>	<i>(Estimated)</i>	<i>(Estimated)</i>
Fund Balance, Beginning of Year	559,418	522,756	374,438	384,422	394,307	400,573
Anticipated Revenue	646,403	597,158	774,418	794,521	798,748	804,015
Cash & Revenues	1,205,821	1,119,914	1,148,857	1,178,943	1,193,055	1,204,587
Less Expenditures	683,065	745,476	764,435	784,636	792,482	800,407
Est. Fund Balance, End of Year	522,756	374,438	384,422	394,307	400,573	404,180
Fund Balance Goal (50% of Budgeted expenditures)	341,533	372,738	382,218	392,318	396,241	400,204
Excess (Deficit) of Fund Balance Goal	181,223	1,701	2,204	1,989	4,331	3,976

<b>REVENUE BREAKDOWN</b>	<b>2023</b>	<b>2024</b>	<b>2025</b>	<b>2026</b>	<b>2027</b>	<b>2028</b>
Proposed or extended levy	533,069	482,069	660,069	678,069	680,069	683,069
Less: Uncollectibles 0.5%	2,665	2,410	3,300	3,390	3,400	3,415
Subtotal	530,403	479,658	656,768	674,678	676,668	679,653
CPPRT	110,000	107,500	109,650	111,843	114,080	116,361
Interest	6,000	10,000	8,000	8,000	8,000	8,000
Anticipated Revenues	646,403	597,158	774,418	794,521	798,748	804,015

	<b>2023</b>	<b>Estimated</b>	<b>Estimated</b>	<b>Estimated</b>	<b>Estimated</b>	<b>Estimated</b>
<b>EXPENDITURE BREAKDOWN</b>	<i>from projections</i>	<i>from budget</i>	<i>from budget</i>	<i>from budget</i>	<i>(prior yr + 1%)</i>	<i>(prior yr + 1%)</i>
FICA	683,065	745,476	764,435	784,636	792,482	800,407
Estimated expenditures	683,065	745,476	764,435	784,636	792,482	800,407

The cash and investments goal of 50% is the maximum end of the established goal for the District. That goal was established when the District had a March 31 fiscal year end. Currently the fiscal year end is December 31, since this means that the 5 months of activity will have been incurred by this fund prior to receiving the current year's first tax installment, we have used the high end of the target in this analysis to assure adequate resources are available to meet the obligations of this fund.

# IMRF

## IMRF FUND LEVY (Fund #26)

Levy Year:	2022	2023	2024	2025	2026	2027
Fiscal Year:	2023	2024	2025	2026	2027	2028
	<i>(Budgeted)</i>	<i>(Estimated)</i>	<i>(Estimated)</i>	<i>(Estimated)</i>	<i>(Estimated)</i>	<i>(Estimated)</i>
Fund Balance, Beginning of Year	595,142	473,392	261,639	310,971	320,075	323,082
Anticipated Revenue	361,009	307,784	666,134	643,452	643,698	649,960
Cash & Revenues	956,151	781,175	927,773	954,423	963,773	973,042
Less Expenditures	482,759	519,536	616,802	634,348	640,691	647,098
Est. Fund Balance, End of Year	473,392	261,639	310,971	320,075	323,082	325,943
Fund Balance Goal (50% of Budgeted expenditures)	241,380	259,768	308,401	317,174	320,346	323,549
Excess (Deficit) of Fund Balance Goal	232,012	1,871	2,570	2,901	2,736	2,394
<b>REVENUE BREAKDOWN</b>	<b>2023</b>	<b>2024</b>	<b>2025</b>	<b>2026</b>	<b>2027</b>	<b>2028</b>
Proposed or extended levy	246,240	191,240	551,240	526,240	524,240	528,240
Less: Uncollectibles 0.5%	1,231	956	2,756	2,631	2,621	2,641
Subtotal	245,009	190,284	548,484	523,609	521,619	525,599
CPPRT	110,000	107,500	109,650	111,843	114,080	116,361
Interest	6,000	10,000	8,000	8,000	8,000	8,000
Anticipated Revenues	361,009	307,784	666,134	643,452	643,698	649,960
<b>EXPENDITURE BREAKDOWN</b>	<b>2023</b>	<b>Estimated</b>	<b>Estimated</b>	<b>Estimated</b>	<b>Estimated</b>	<b>Estimated</b>
	<i>from projections</i>	<i>from budget input</i>	<i>from budget input</i>	<i>from budget input</i>	<i>(prior yr + 1%)</i>	<i>(prior yr + 1%)</i>
IMRF	482,759	519,536	616,802	634,348	640,691	647,098
Estimated expenditures	482,759	519,536	616,802	634,348	640,691	647,098

The cash and investments goal of 50% is the maximum end of the established goal for the District. That goal was established when the District had a March 31 fiscal year end. Currently the fiscal year end is December 31, since this means that the 5 months of activity will have been incurred by this fund prior to receiving the current year's first tax installment, we have used the high end of the target in this analysis to assure adequate resources are available to meet the obligations of this fund.



**ORDINANCE 2023-03**

**AN ORDINANCE MAKING A COMBINED ANNUAL BUDGET AND APPROPRIATION OF FUNDS FOR  
THE WHEATON PARK DISTRICT FOR THE FISCAL YEAR BEGINNING JANUARY 1, 2024 AND  
ENDING DECEMBER 31, 2024**

AN ORDINANCE ADOPTING A COMBINED BUDGET AND APPROPRIATING SUCH SUMS OF  
MONEY AS MAY BE DEEMED NECESSARY TO DEFRAY ALL NECESSARY EXPENSES AND .  
LIABILITIES OF THE WHEATON PARK DISTRICT, DUPAGE COUNTY, ILLINOIS FOR THE FISCAL  
YEAR BEGINNING JANUARY 1, 2024 AND ENDING DECEMBER 31, 2024 AND SPECIFYING THE  
OBJECTS AND PURPOSES FOR WHICH SUCH APPROPRIATIONS ARE MADE, AND THE AMOUNT  
APPROPRIATED FOR EACH OBJECT AND PURPOSE.

BE IT ORDAINED BY THE BOARD OF COMMISSIONERS OF THE WHEATON PARK DISTRICT:

Article I: As part of the Annual Budget, it is stated:

- |  |              |
|--|--------------|
| (a) That the estimated cash on hand at the beginning of the fiscal year is:                                      | \$29,431,293 |
| (b) That the cash expected to be received during the fiscal year from all sources is:                            | \$44,340,648 |
| (c) That the estimated expenditures contemplated for the fiscal year are:  | \$51,839,292 |
| (d) That the estimated cash expected to be on hand at the end of the fiscal year is:                             | \$21,932,649 |
| (e) That the estimated amount of taxes to be received by the Wheaton Park District<br>during the fiscal year is: | \$16,284,229 |

Article II: The following sums of money in the "Budget" Column in the amount of \$56,582,184  
is the budget for the fiscal year beginning January 1, 2024 and ending December  
31, 2024.

The sums of money in the "Appropriation" Column in the amount of \$67,898,621  
or as much thereof as may be authorized by law be and the same are hereby  
appropriated for the corporate purposes of the Wheaton Park District, as therein  
after specified for the fiscal year beginning January 1, 2024 and ending December  
31, 2024.

Section 1. That all unexpended balances of any items of any general appropriation made in this ordinance be expended in making up any insufficiency in any item or items in the same general appropriation made for this ordinance.

Section 2. All ordinances or parts of ordinances in conflict herewith are hereby repealed.

Section 3. If any item, or portion thereof, of this ordinance is held invalid, such decision shall not affect the validity of the remaining portion of such item or the remaining portion of this ordinance.

Section 4. This ordinance shall be in full force and effect from and effect from and after its passage and publication in the manner provided by law.

Section 5. The budget and appropriation ordinance for any fiscal year is not intended or required to be in support of or in relation to any tax levy made during that fiscal year.

Passed by the Board of Park Commissioners of the Wheaton Park District, DuPage County Illinois, on the \_\_\_\_\_ day of \_\_\_\_\_, 2023 A.D.

"Ayes"

\_\_\_\_\_

\_\_\_\_\_

\_\_\_\_\_

\_\_\_\_\_

\_\_\_\_\_

\_\_\_\_\_

\_\_\_\_\_

"Nays"

\_\_\_\_\_

\_\_\_\_\_

\_\_\_\_\_

Secretary of the Board of Park Commissioners of the Wheaton Park District.

\_\_\_\_\_  
President of the Board of Park Commissioners of the Wheaton Park District  
Ordinance # 2023-03

# Wheaton Park District Budget and Appropriation Proposal for Fiscal Year January 1, 2024 thru December 31, 2024

<b>GENERAL FUND</b>	<b>Budget</b>	<b>Appropriations</b>
Expenses incurred for the general administration and maintenance of the District	6,411,669	7,694,003
<b>RECREATION FUND</b>		
Expenses incurred for the planning, establishing and maintaining of recreational opportunities for the public	13,455,164	16,146,196
<b>SPECIAL RECREATION FUND</b>		
Expenses incurred in the provision of recreational programming for our special needs population	350,240	420,288
<b>MUSEUM FUND</b>		
Expenses incurred in the administration and operation of Cosley Zoo which includes exhibits, displays and educational opportunities related to Illinois farm history and wildlife historically native to northeastern Illinois	2,190,440	2,628,529
<b>INSURANCE LIABILITY FUND</b>		
Expenses incurred to provide business insurance for the District	668,723	802,467
<b>AUDIT FUND</b>		
Expenses incurred to satisfy the requirement to have an annual audit of the accounts of the District	37,414	44,897
<b>FICA FUND</b>		
Expenses incurred to pay the employer portion of Federal Insurance Contributions Act retirement obligations	745,476	894,571
<b>IMRF FUND</b>		
Expenses incurred to pay the employer portion of Illinois Municipal Retirement Fund retirement obligations	519,536	623,443
<b>DEBT SERVICE FUND</b>		
Expenses incurred to satisfy the debt service obligations of the District	2,892,490	3,470,988
<b>HEALTH FUND</b>		
Expenses incurred to provided health insurance benefits for District employees	2,117,762	2,541,315

**CAPITAL PROJECTS FUND**

Expenses incurred to construct, maintain or replace capital assets of the District

**Budget****Appropriations**

15,902,431

19,082,917

**GOLF FUND**

Expenses incurred for the administration and operation of the Arrowhead facility

10,705,244

12,846,293

**INFORMATION TECHNOLOGY FUND**

Expenses incurred to provide computer equipment, software and telecommunications equipment for the District

585,596

702,715

**ARTICLE III: SUMMARY OF BUDGETED AND APPROPRIATED FUNDS**

General Fund	6,411,669	7,694,003
Recreation Fund	13,455,164	16,146,196
Special Recreation Fund	350,240	420,288
Museum Fund	2,190,440	2,628,529
Insurance Fund	668,723	802,467
Audit Fund	37,414	44,897
FICA Fund	745,476	894,571
IMRF Fund	519,536	623,443
Long Term Debt Fund	2,892,490	3,470,988
Health Insurance Fund	2,117,762	2,541,315
Capital Projects Fund	15,902,431	19,082,917
Golf Fund	10,705,244	12,846,293
Information Technology	585,596	702,715
		<hr/>
Total Budgeted and Appropriated Expenses, <i>including Interfund transfers</i>	56,582,184	67,898,621
Less: Interfund Transfers	(4,742,892)	(5,691,470)
		<hr/>
Net Expenses, excluding Interfund Transfers	51,839,292	62,207,151
		<hr/>

STATE OF ILLINOIS    )  
                                      )  
COUNTY OF DU PAGE )

I, Michael J. Benard, do hereby certify that I am the duly qualified and appointed Secretary of the Wheaton Park District, in the County and State aforesaid, and as such Secretary I am the keeper of the records and files of the Board of Park Commissioners of said park district.

I, HEREBY CERTIFY that the foregoing instrument is a true and correct copy of an ordinance entitled: 'An Ordinance Making a Combined Annual Budget and Appropriation of Funds for the Wheaton Park District for the Fiscal Year Beginning January 1, 2024 and Ending December 31, 2024, adopted at a meeting of the Board of Park Commissioners of the Wheaton Park District, held at Wheaton, Illinois, in said District at 5:00 p.m. on the \_\_\_\_ of November, 2023.

I do further certify that the deliberations of the Board on the adoption of said ordinance were conducted openly, that the vote on the adoption of said ordinance was taken openly, that said meeting was called and held at a specified time and place convenient to the public, that notice of said meeting was duly given to all of the news media requesting such notice, that said meeting was called and held in strict compliance with the provisions of the Open Meetings Act of the State of Illinois, as amended, and with the provisions of the Park District Code of the State of Illinois, as amended, and with the provisions of the Park District Code of the State of Illinois, as amended, and that the Board has complied with all the provisions of the Act and said Code and with all of the procedural rules of the Board.

IN WITNESS WHEREOF, I have hereunto affixed my official signature and the corporate seal of said Wheaton Park District, at Wheaton, Illinois, on the \_\_\_\_\_ day of \_\_\_\_\_, 2023.

(SEAL)

---

Secretary, Wheaton Park District

CERTIFICATION OF ESTIMATE OF

REVENUES FOR FISCAL YEAR 2024

I, Sandra D. Simpson, do hereby certify that I am the duly qualified and appointed Treasurer and chief fiscal officer of the Wheaton Park District and as such official I do further certify that the estimated revenues by source, anticipated to be received by the Wheaton Park District, DuPage County, Illinois, in the fiscal year 2024 are those estimated revenues as set forth in the attached combined Annual Budget And Appropriation Ordinance of the Wheaton Park District, DuPage County, Illinois, for the fiscal year beginning January 1, 2024 and ending December 31, 2024 as adopted by the Board of Park Commissioners at its properly convened meeting held on the \_\_\_\_\_ day of \_\_\_\_\_, 2023 all as appears from the official records of said park district.

IN WITNESS WHEREOF, I have hereunto affixed my official signature and the corporate seal of said Wheaton Park District, at Wheaton, Illinois on this \_\_\_\_\_ day of \_\_\_\_\_, 2023.

\_\_\_\_\_  
Treasurer and Chief Fiscal Officer,  
Wheaton Park District

(SEAL)

CERTIFICATION OF ESTIMATE OF  
REVENUES FOR FISCAL YEAR 2024

I, Sandra D. Simpson, do hereby certify that I am the duly qualified and appointed Treasurer of the Wheaton Park District and the chief fiscal officer of said park district; as such officer I do further certify that the revenues, by source, anticipated to be received by said park district in the fiscal year beginning January 1, 2024 and ending on December 31, 2024 are estimated to be as follows:

<u>SOURCE</u>	<u>AMOUNT</u>
Taxes	\$16,284,229
Interest on Investments	\$255,900
Charges for Services	\$13,232,471
Rental Revenues	\$922,359
Product Sales	\$6,856,785
Grants and Donations	\$6,536,488
Bond Proceeds	\$0
Miscellaneous	\$252,417
Beginning Cash Balance	\$29,431,293

IN WITNESS WHEREOF, I have hereunto set my hand and affixed the seal of the said park district the \_\_\_\_\_ day  
of \_\_\_\_\_, 2023.


(SEAL)

\_\_\_\_\_  
Treasurer and Chief Fiscal Officer,  
Wheaton Park District





# COSLEY ZOO PARKING LOT EXPANSION PLAN UPDATE



October 2023

**Due to the recent increase in resident interest in the proposed plan to increase parking availability at Cosley Zoo on the east side of Gary Avenue, we are pleased to provide this update. The Wheaton Park District Board of Commissioners is exploring all options to achieve the goal of increasing visitor parking at the Zoo, including the parking lot options below; these plans are not finalized.**

Founded in 1974 with a handful of domestic farm animals, Cosley Zoo has grown through Wheaton Park District's investment and private citizen involvement and support at a slow and steady pace. This thoughtful growth has enabled Cosley to serve the Wheaton community in meaningful ways over the last five decades.

In 2017, Cosley Zoo completed its Master Plan. This plan represents a vision for the future of the zoo that focuses on advancing Cosley's mission to create connections between people and animals that will inspire lifelong conservation of the natural world. The exhibits outlined in this long-term vision, may be phased in over the next 20-30 years as final designs are approved by the Wheaton Park District Board of Commissioners and funding sources are identified. A summary of the Master Plan is available at [cosleyzoo.org](http://cosleyzoo.org).

Before any future zoo exhibits can be considered, our first task is to alleviate Cosley Zoo's parking and therefore, public access limitations. Visitor access is significantly limited by the zoo's 80-space parking lot that often reaches full capacity between April and October. On average, the parking lot capacity is reached 137 days every year, requiring us to turn visitors away. To provide increased visitor access, the Wheaton Park District allocated funds to acquire vacated residential properties on the east side of Gary Avenue to develop a new parking lot.

After several years of planning and design, a parking lot concept for the east side of Gary Avenue was developed that intended to ultimately replace the insufficiently sized parking lot on the west side of Gary Avenue. Initially, the parking lot design included 258 parking spaces to be constructed with permeable pavers to slow the rate of water runoff, promote water filtration, provide a water quality benefit and enhance aesthetics. City and county ordinances require storm water to be detained with a limited release rate. The parking lot would include a planting buffer that will exceed what is required by city ordinance and perimeter fencing to keep visitors within zoo property. The lot would continue to be used during the zoo's hours of operation and for occasional evening events. Minimal LED lighting would be included to meet code requirements. Visitors would access the zoo from this new lot by crossing Gary Avenue safely at a new pedestrian crosswalk and stoplight which would be constructed at the intersection of Gary and Prairie Avenues. Independent of the park district's concept for a new parking lot, the City of Wheaton is planning for a new traffic signal and turn lanes at this intersection as part of its Gary Avenue Improvement Project, which is anticipated to occur in 2024.

This initial parking lot concept was shared during a "Neighbor Night" event held at Cosley Zoo on July 11, 2023. As a result of feedback provided during and subsequent to the event, the Wheaton Park District continued to review the scope of the parking lot design concept and an alternate design was created. This revised design has been scaled down to 150 parking spaces. Please see below for the initial and revised parking lot design concepts.



**Initial Proposed Parking Design Concept**  
258 Parking Spaces



**Revised/Current Proposed Parking Design Concept**  
150 Parking Spaces

*In 2019, Money Magazine ranked Wheaton as the Best Place to Live in Illinois citing numerous community assets, including Cosley Zoo. Cosley Zoo is currently free to Wheaton Park District residents and all children 17 & under.*



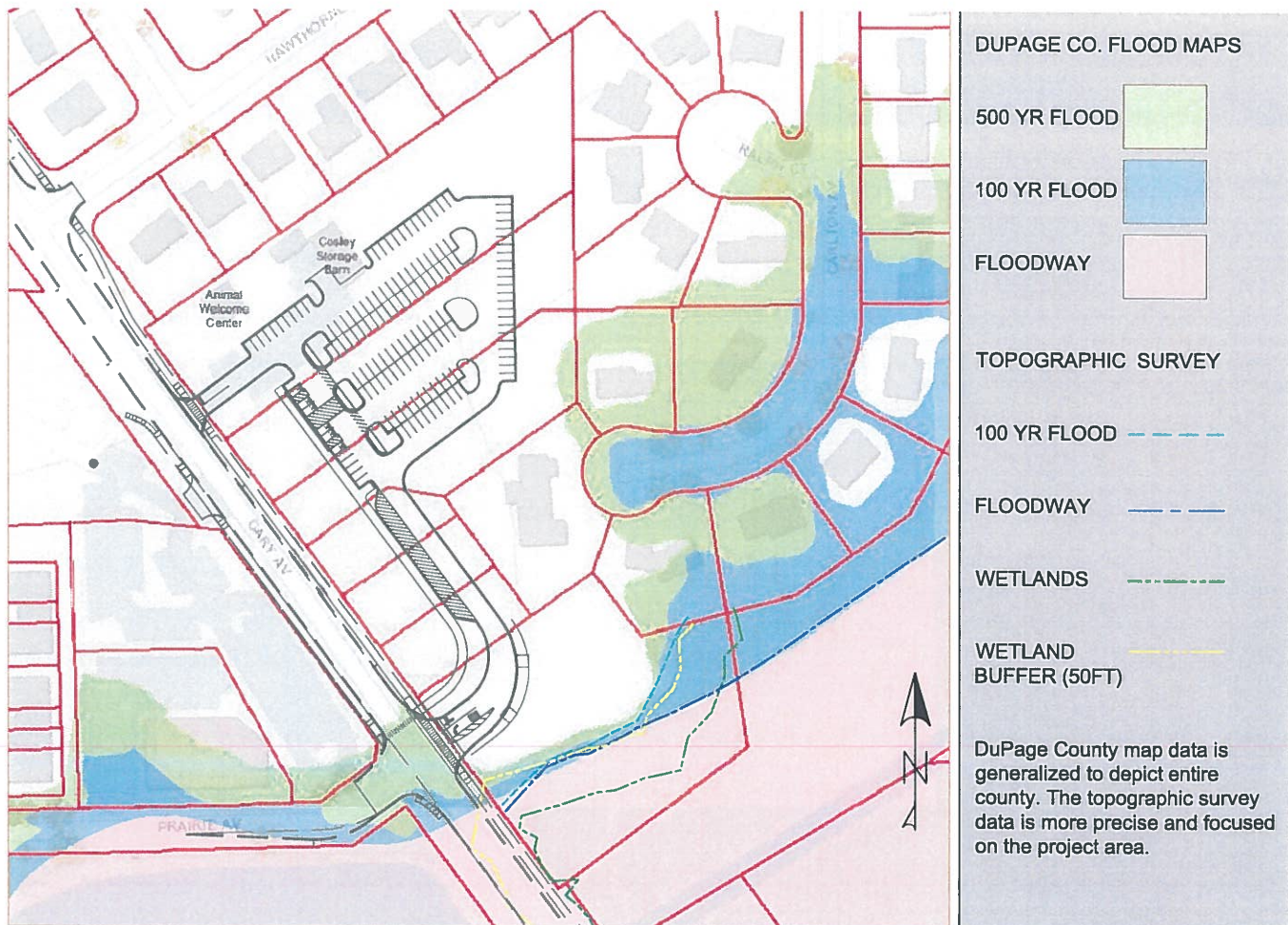
## THE PROPERTY

The residential properties that were acquired for the purpose of constructing the new parking lot are currently zoned R-3. There is no "Park" zoning in Wheaton. The majority of other parks in Wheaton are considered residential zoning. These properties formerly contained three homes, two of which were in advanced deterioration. These homes were demolished with required notice to those living within 250 feet. The former home and in-ground pool on the parcel furthest to the south was demolished to construct additional storm water detention storage. A small portion of this parcel will be required to provide an entrance to the parking lot that aligns with the new traffic signal being constructed at Prairie Avenue by the City of Wheaton. The small amount of displaced storm water detention storage will be replaced under the proposed parking lot.



Former Houses

**The former residential properties upon which the new parking lot is proposed to be constructed are not environmentally sensitive and do not contain wetlands.** A very small portion of one of the properties is within the 500-Year Flood Plain and that portion of the property will **not** be impacted by the proposed parking lot project (see map below). Should the Wheaton Park District Board of Commissioners determine that a parking lot will not be built on these properties which were purchased expressly for that purpose, the land will be sold to a developer.



Floodplain, Floodway and Wetland Delineation Map

Over the last five decades, the Wheaton Park District has made significant improvements to the Winfield Creek Watershed through the purchase and preservation of the 150-acre Lincoln Marsh and the ecological restoration of the Northside Park Lagoon and shorelines.

## CONCERNS & RESPONSES

Wheaton Park District staff and the Board of Commissioners are aware of questions and concerns related to the project design concepts. Input has been provided directly to the district as well as through social media outlets and a change.org petition. All feedback regarding the parking lot is valued, and will assist the Wheaton Park District in finalizing its plans. Unfortunately, there are a number of misconceptions and inaccuracies circulating about the project design concepts. We have shared these below and provided factual responses.

Concern: The project will destroy wetland/protected areas.

Response: The former residential properties upon which the new parking lot is proposed to be constructed are not environmentally sensitive and do not contain wetlands. This will be verified by DuPage County during the permitting process.

Concern: Flooding will be increased.

Response: City of Wheaton and DuPage County ordinances do not allow an increase of storm water flow from any property. Once the parking lot is completed, rain that falls on the parking lot will be intercepted by the permeable pavement and curb surrounding the parking lot. Everything that falls within the lot will be diverted away from the adjacent homes. Water that falls onto the parking lot or flows into it will be directed to underground storage. The release of this water will be restricted over time towards the Winfield Creek as opposed to the current flow towards neighboring homes. Wheaton Park District will adhere to Municipal Code Sections 34-2 regarding storm water drainage and 34-98 regarding site run-off storage and release rate.

Concern: Traffic and congestion will be increased.

Response: The City of Wheaton has identified the need to make improvements along Gary Avenue. Currently the northern portion of Gary Avenue experiences various transportation issues and concerns, including capacity constraints and congestion, lack of left-turn lanes at intersections and access drives, and intersections that may warrant traffic signal control. The widening of Gary Avenue project scope is proposed to be from and including, the intersections of Harrison Ave./Ellis Ave. to Jewell Road including further detail and analysis of the following: roadway widening for a three-lane cross-section, culvert lengthening at Winfield Creek for the proposed cross-section, pedestrian/bikeway multi-use path, traffic signals at Prairie Avenue, traffic signal and lane modifications at Jewell Road, and an intersection roundabout at Harrison/Ellis. This project is scheduled to be completed in 2024.

Concern: Pedestrians will unsafely cross the street.

Response: The proposed parking lot will have fencing along Gary Avenue to prevent pedestrians from crossing anywhere other than the new traffic signal and crosswalk.

Concern: Litter, pollution, noise, and lights will affect the neighbors.

Response: A significantly-sized landscape buffer and fence will be installed between the parking lot and the neighboring residential properties. By constructing a permeable parking lot, we can capture and clean vehicle pollutants rather than having them run off from the street parking that currently exists for overflow parking. The majority of use will be during the operating hours of the zoo. The lighting proposed for the parking lot will use LED technology to minimize light spill. Gates will be installed to prevent access to the lot after the zoo closes at 5pm.

Concern: The project was not publicized and done secretly.

Response: Since 2017, we have hosted multiple public meetings with the neighbors of the zoo to discuss these plans.

Concern: The property is not zoned for the proposed use.

Response: There is no "Park" zoning in Wheaton. The majority of Wheaton parks are parcels considered residential zoning. Should the Wheaton Park District Board of Commissioners determine that a parking lot will not be built on these properties which were purchased expressly for that purpose, the land will be sold to a developer.

Concern: The planned parking lot is as big as the Zoo.

Response: What is currently proposed is an approximately 68,710 s.f. parking lot that is equivalent to 1.58 acres. Cosley Zoo currently occupies approximately 4 acres. However, the existing parking lot on the west side of Gary Avenue is another 1 acre for a total of 5 acres.

Concern: The project is not aligned with the mission statement of the Zoo.

Response: The mission of the zoo is "To create connections between people and animals that will inspire lifelong conservation of the natural world." Increasing visitor access to the zoo will allow us to further that mission.

Concern: Property values will be diminished by this project.

Response: Having a strong park district enhances the property values within a community. Further, real estate sales demonstrate that this type of development is not detrimental to neighboring property values.

---

## ESTIMATED TIMELINE FOR THE PROJECT

Continued Design Concept Review by Park District Board | October-December 2023

Final Design Approved by Park District Board | December 2023-January 2024

City Permit Submittal | TBD Pending Final Park Board Approval of Parking Lot Design


---



# **2022 TIF Reports**

**Fiscal Year Ending December 31, 2022**


**TIF Joint Review Board Meeting – October 16, 2023**



# 2022 TIF Reports

## Fiscal Year Ending December 31, 2022

**FY 2022**  
ANNUAL TAX INCREMENT FINANCE  
REPORT


 **SUSANA A. MENDOZA**  
ILLINOIS STATE COMPTROLLER

Name of Municipality: City of Wheaton Reporting Fiscal Year: 2022  
County: DuPage Fiscal Year End: 12/31/2022  
Unit Code: 022/125/00

**FY 2022 TIF Administrator Contact Information-Required**

First Name: James Last Name: Kozik  
Address: 303 W Wesley St, PO Box 727 Title: Dir of Planning & Economic Development  
Telephone: 630-260-2008 City: Wheaton Zip: 60187  
E-mail: jkozik@wheaton.il.us

I attest to the best of my knowledge, that this FY 2022 report of the redevelopment project area(s)  
in the City/Village of Wheaton  
is complete and accurate pursuant to Tax Increment Allocation Redevelopment Act [86 ILCS 5/11-74.4-3 et. seq.] and/or Industrial Jobs  
Recovery Law [86 ILCS 5/11-74.8-10 et. seq.].

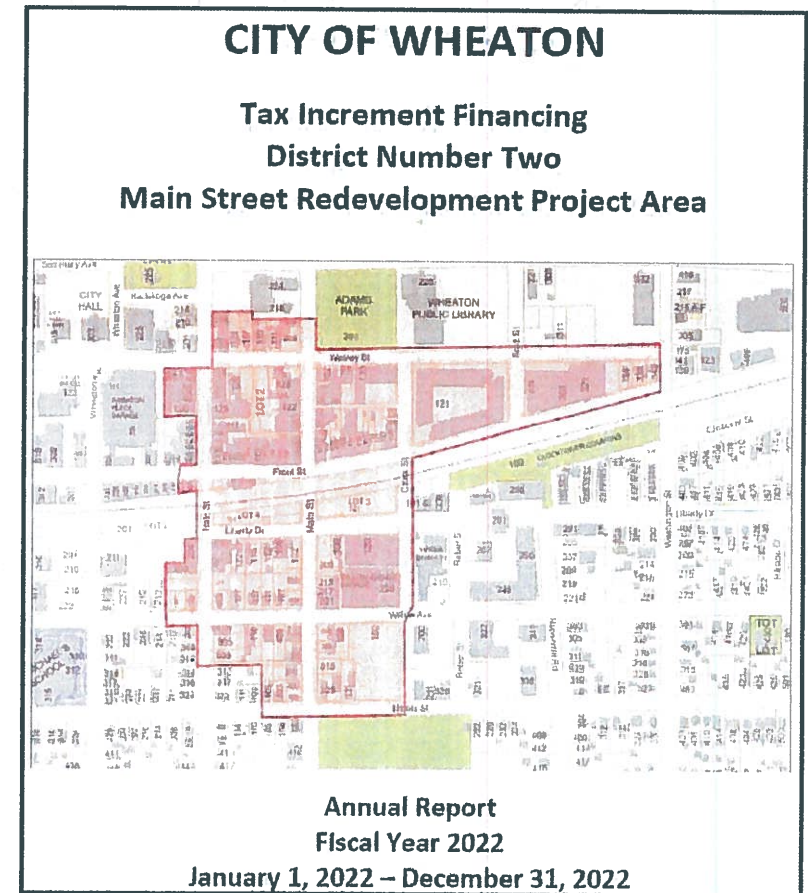
 6/27/23  
Written signature of TIF Administrator Date

Section 1 (65 ILCS 5/11-74.4-5(d) (1.5) and 65 ILCS 5/11-74.6-22(d) (1.5))

**FILL OUT ONE FOR EACH TIF DISTRICT**

Name of Redevelopment Project Area	Date Designated MM/DD/YYYY	Date Terminated MM/DD/YYYY
Main Street Redevelopment	12/6/1999	12/31/2022

State Comptrollers Report




City Report



# TIF #2 Main St Redevelopment

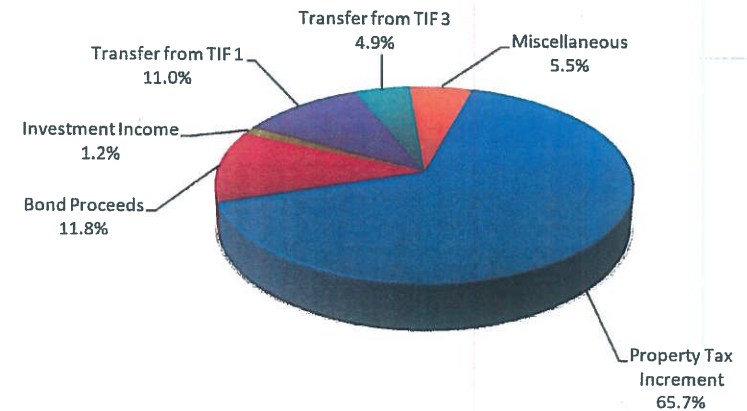
- Expired: December 31, 2022
- 2022 Activity:
  - TIF Terminated by City Ordinance: October 17, 2022
    - Allowed Taxing Districts to Capture Growth (\$41.0 million)
      - 2022 Property Tax Levy
    - TIF “Open” for Financial Reporting
      - Pay Remaining Obligations & Costs
  - Downtown Strategic and Streetscape Plan
    - \$36.0 million, multi-year project
    - 4 Phases beginning in 2017
    - **Anticipated Completion: 2024**
  - Redevelopment Programs
    - Grants: 13



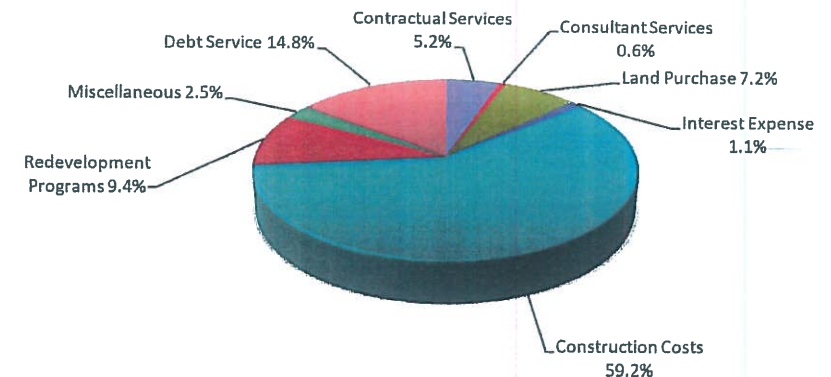
# TIF #2 Main St Redevelopment Inception to Date

- Revenues: \$51.0 M
  - Property Tax Increment: \$33.5 M
  - Bond Proceeds: \$6.0 M
- Expenditures: \$50.5 M
  - Construction: \$29.9 M
  - Debt Service: \$7.5 M
  - Redevelopment Programs: \$4.8 M
    - + 200 Grants
- Fund Balance: \$515,212

**Main Street Redevelopment Project Area  
Revenues by Type**



**Main Street Redevelopment Project Area  
Expenditures by Type**





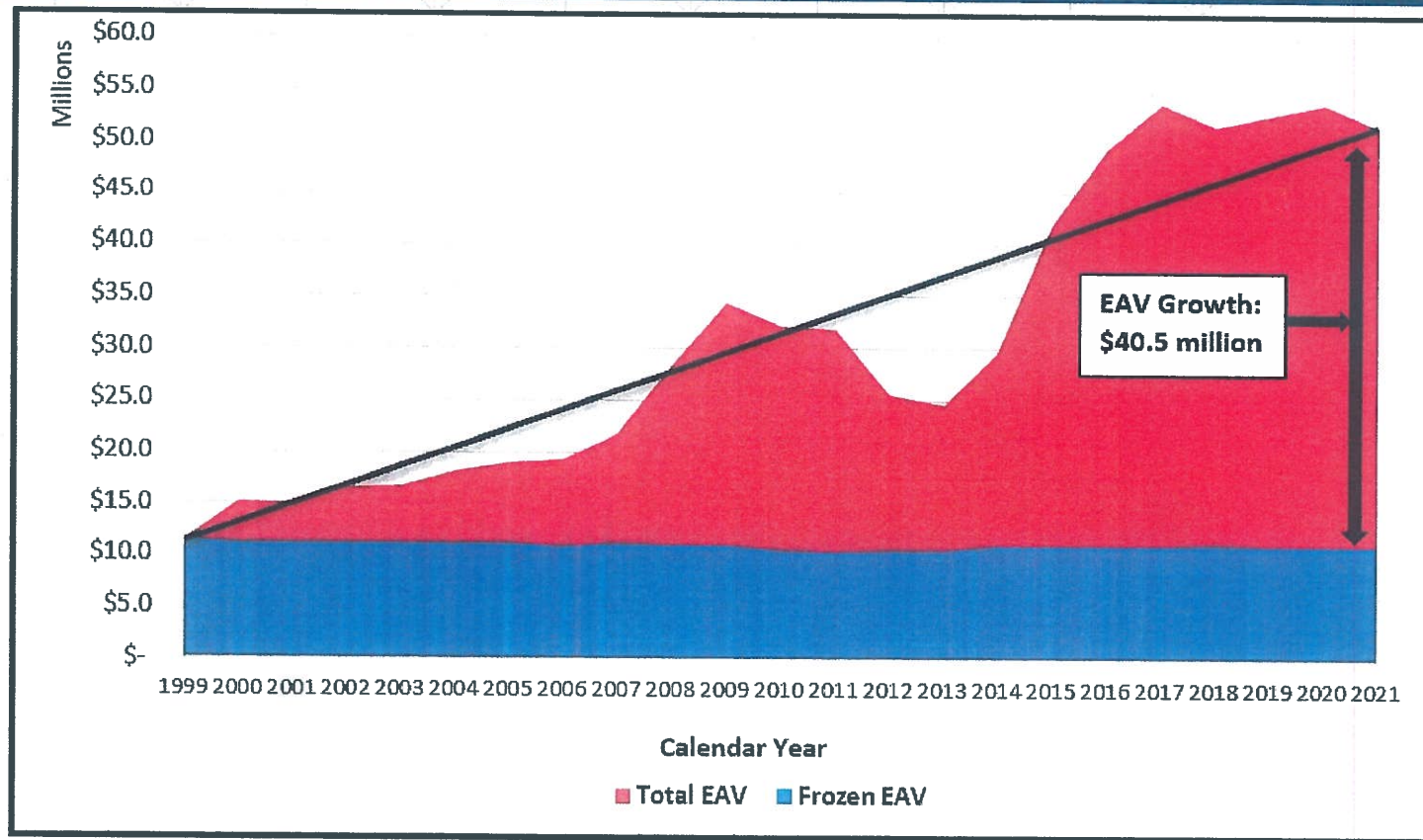
# TIF #2 Main St Redevelopment

## Fiscal Year 2022

- Revenues: \$3.7 million
  - Property Tax Increment: \$2.6 million
  - Transfer from TIF #3: \$1.1 million
  
- Expenditures: \$3.3 million
  - Construction: \$2.1 million
  - Miscellaneous: \$1.0 million
  - Contractual Services: \$138,484
  - Redevelopment Programs: \$61,386
    - 10 Grants

Revenues	
Property Tax Increment	\$ 2,588,656
Transfer from TIF 3	1,106,257
Miscellaneous	27,662
Investment Income	1,614
<b>Total Revenues</b>	<b>\$ 3,724,189</b>
Expenditures	
Construction Costs	\$ 2,127,620
Miscellaneous	1,014,878
Contractual Services	138,484
Redevelopment Programs	61,386
<b>Total Expenditures</b>	<b>\$ 3,342,368</b>
Revenues over/(under)	
Expenditures	\$ 381,821

# TIF #2 Main St Redevelopment Equalized Assessed Value (EAV)



- 2021 Total EAV: \$51.5 million; -\$2.3 million decrease (-4.3%)
  - Wheaton 121 Assessment Appeal: -\$2.7 million
- 2021 Incremental EAV: \$40.5 million
- Property Tax Increment: \$2.6 million
  - Wheaton 121 Assessment Appeal Refund: \$0.6 million



# TIF #2 Main St Redevelopment Projection

Budget Year	Revenues			Expenditures			Annual Surplus/(Deficit)	Cumulative Surplus/(Deficit)
	Incremental Tax Revenues	Interest Income	Total Revenues	Downtown Strategic Plan	Other Exp.	Total Expenditures		
							<b>Beg. Balance:</b>	<b>\$ 515,212</b>
2023	\$ -	\$ 1,000	\$ 1,000	\$ 516,212	\$ -	\$ 516,212	\$ (515,212)	\$ -
<b>Totals</b>	<b>\$ -</b>	<b>\$ 1,000</b>	<b>\$ 1,000</b>	<b>\$ 516,212</b>	<b>\$ -</b>	<b>\$ 516,212</b>		

## Notes:

TIF District #2 expired and was terminated, as of December 31, 2022, by City ordinance on October 17, 2022. The termination of TIF District #2 allowed taxing districts to capture the incremental equalized assessed value (EAV) growth generated from redevelopment. However, the City kept the TIF District #2 open for project area costs and obligations approved and incurred prior to the expiration date. The Downtown Streetscape project was substantially completed in 2022, with some work remaining to be completed in 2023.

- **Revised Projection:**
  - Anticipated Completion: 2024







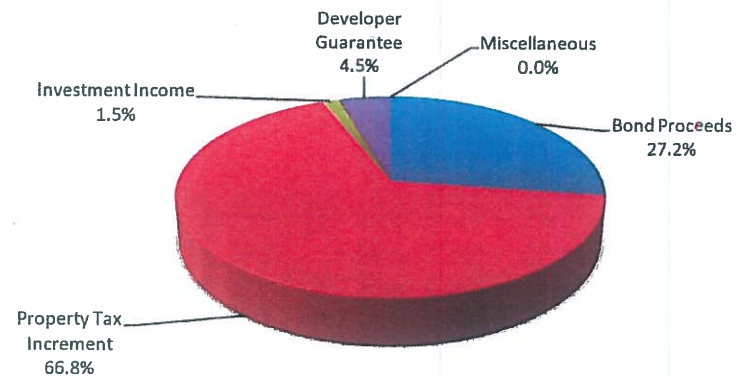
- Expires: December 31, 2028
- 2022 Activity:
  - Alley Reconstruction
  - Transfer to TIF #2 for Downtown Streetscape Project
  - Water Division Building Renovation



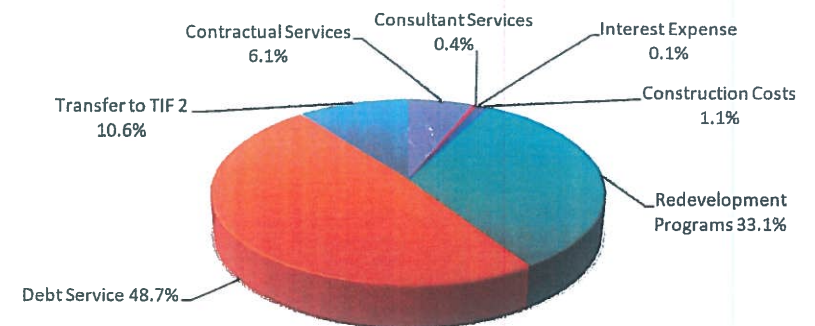
# TIF #3 Courthouse Redevelopment Inception to Date

- Revenues: \$28.3 M
  - Property Tax Increment: \$18.9 M
  - Bond Proceeds: \$7.7 M
- Expenditures: \$23.2 M
  - Debt Service: \$11.3 M
  - Redevelopment Programs: \$7.7 M
- Fund Balance: \$5.1 M

**Courthouse Redevelopment Project Area  
Revenues by Type**



**Courthouse Redevelopment Project Area  
Expenditures by Type**





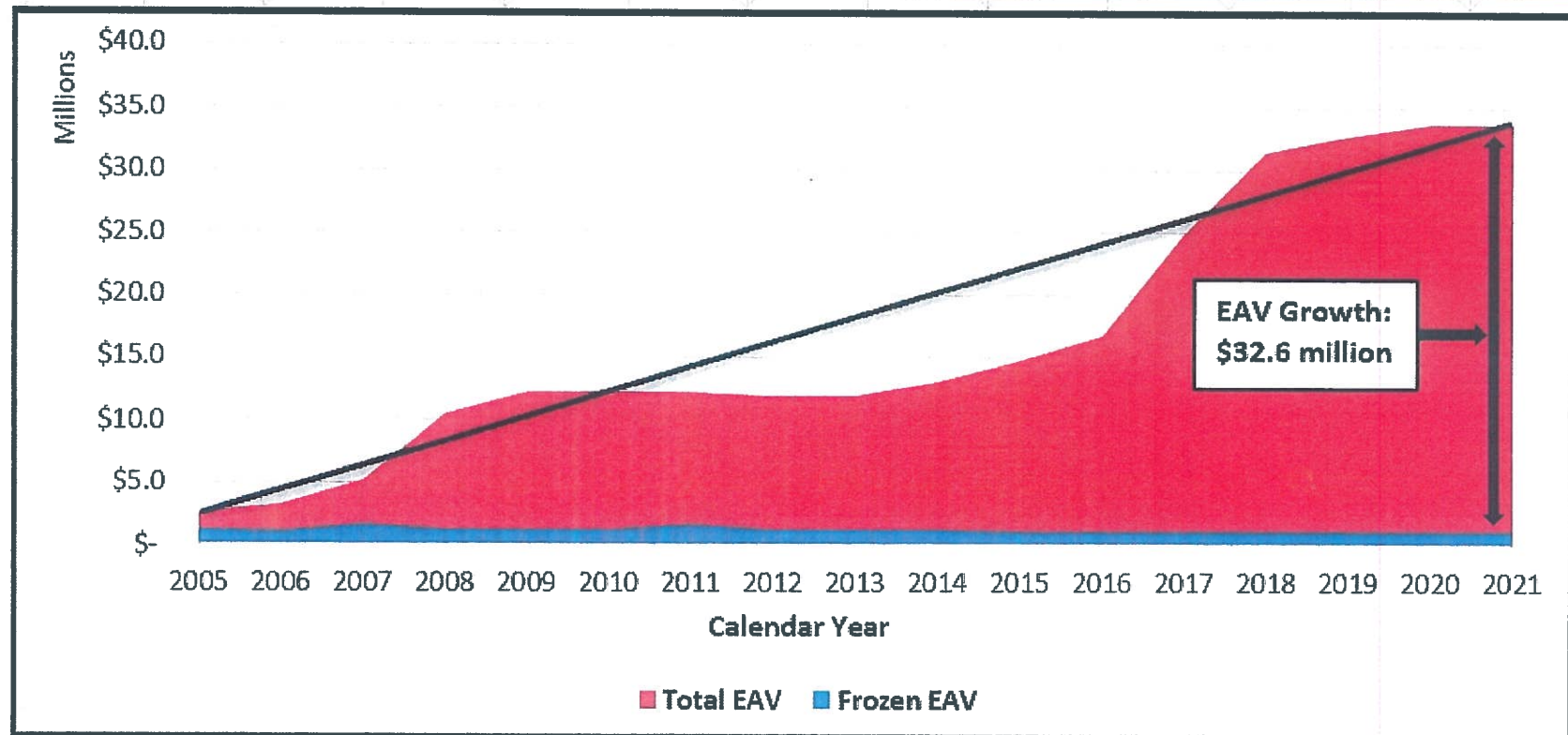
# TIF #3 Courthouse Redevelopment

## Fiscal Year 2022

- Revenues: \$2.3 million
  - Property Tax Increment: \$2.3 million
- Expenditures: \$1.4 million
  - Transfer to TIF #2: \$1.1 million
  - Construction: \$244,587
  - Contractual Services: \$1,477

REVENUES	
Property Tax Increment	\$ 2,337,265
Investment Income	18,915
<b>Total Revenues</b>	<b>\$ 2,356,180</b>
EXPENDITURES	
Transfer to TIF 2	\$ 1,106,257
Construction Costs	244,587
Contractual Services	1,477
<b>Total Expenditures</b>	<b>\$ 1,352,321</b>
Revenues over/(under)	
Expenditures	\$ 1,003,859

# TIF #3 Courthouse Redevelopment Equalized Assessed Value (EAV)



- 2021 Total EAV: \$33.7 million; Flat
- 2021 Incremental EAV: \$32.6 million
- Property Tax Increment: \$2.32 million



# TIF #3 Courthouse Redevelopment Projection

TIF Year	Tax Levy Year	Tax Collection Year	Budget Year	Revenues			Other Exp.	Redevelopment Projects	School Reimb.	Total Expenditures	Annual Surplus/(Deficit)	Cumulative Surplus/(Deficit)
				Incremental Tax Revenues	Interest Income	Total Revenues						
18	2022	2023	2023	\$ 2,311,679	\$ 10,143	\$ 2,321,822	\$ 20,000	\$ 20,000	\$ 14,734	\$ 54,734	Beg. Balance: \$ 5,071,711	\$ 5,071,711
19	2023	2024	2024	2,335,569	14,678	2,350,247	20,000	2,050,000	15,029	2,085,029	\$ 2,267,088	\$ 7,338,799
20	2024	2025	2025	2,359,695	15,208	2,374,903	20,000	2,500,000	15,330	2,535,330	265,218	7,604,017
21	2025	2026	2026	2,384,061	14,887	2,398,948	20,000	-	15,637	35,637	(160,427)	7,443,590
22	2026	2027	2027	2,408,670	19,614	2,428,284	20,000	-	15,950	35,950	2,363,311	9,806,901
23	2027	2028	2028	2,433,526	24,398	2,457,924	20,000	-	16,269	36,269	2,392,334	12,199,235
<b>Totals</b>				<b>\$ 14,233,200</b>	<b>\$ 98,928</b>	<b>\$ 14,332,128</b>	<b>\$ 120,000</b>	<b>\$ 4,570,000</b>	<b>\$ 92,949</b>	<b>\$ 4,782,949</b>	<b>2,421,655</b>	<b>14,620,890</b>

- Projection (2023-2028):
  - Courthouse Sq. Apts.: \$37.3 million Market Value
  - Annual EAV: 1.0% increase
  - Revenues: \$14.3 million
    - Property Tax Increment: \$14.2 million
  - Expenditures: \$4.8 million
    - Public Improvements: \$4.6 million
    - School Reimbursements: \$0.1 million
  - Projected Fund Balance (12/31/2028): \$14.6 million
- Revised Projection
  - \$3.0 million surplus distribution in 2023

# TIF #3 Courthouse Redevelopment

## Surplus Distribution: \$3.0 million

T35003  
WHEATON TIF DISTRICT #3


Township: MILTON  
Tax Year: 2022  
Tax Code: 5293  
5343

Amount to Refund: 3,000,000.00

DISTRICT #	DISTRICT	PERCENT OF TOTAL REFUND	REFUND AMOUNT
CT1100	DU PAGE COUNTY	2.0285820	60,857.46
FP2000	FOREST PRESERVE	1.6052504	48,157.51
WC4000	DU PAGE WATER COMMISSION	-	0.00
AA6000	DU PAGE AIRPORT AUTHORITY	0.1974600	5,923.80
TW5000	MILTON TOWNSHIP	0.8608688	25,826.06
TW5500	MILTON TOWNSHIP ROAD	1.0569083	31,707.25
M35000	CITY OF WHEATON	11.9030031	357,090.09
S35008	WHEATON SSA #8	1.6194562	48,583.69
P35000	WHEATON PARK	8.1043839	243,131.52
SD0600	WHEATON SANITARY	-	0.00
MD0400	WHEATON MOSQUITO	0.2102452	6,307.36
U20000	UNIT SCHOOL DIST #200	69.6494019	2,089,482.06
J50200	JUNIOR COLLEGE #502	2.7644402	82,933.21
	TOTAL	100.0000000	3,000,000.00



# 2022 TIF Reports



# **WHEATON PARK DISTRICT**



**Financial Overview**

**September, 2023**

## Financial Overview Table of Contents

Page #s	Statement Description
<b>Board Requested</b>	
<u>1</u>	WPD Summary
<u>2</u>	AGC Month and Year to Date Departmental Operating Summary
<u>3</u>	Cosley Zoo Analysis
<u>4</u>	Cash & Investments
<u>5</u>	Cash/Fund Balance Target Status Report
<u>6</u>	Investments Report
<b>Balance Sheets</b>	
<u>7</u>	General Fund Balance Sheets
<u>8</u>	Recreation Fund Balance Sheets
<u>9</u>	Cosley Zoo Fund Balance Sheets
<u>10</u>	Debt Service Fund Balance Sheets
<u>11</u>	Capital Projects Fund Balance Sheets
<u>12</u>	Arrowhead Golf Club Fund Balance Sheets
<u>13</u>	Information Technology Internal Service Fund Balance Sheets
<u>14</u>	Health Insurance Internal Service Fund Balance Sheets
<b>Operating Statements Year To Date</b>	
<u>15</u>	General Fund
<u>15</u>	Recreation Fund
<u>15</u>	Cosley Zoo Fund
<u>16</u>	Debt Service Fund
<u>16</u>	Capital Projects Fund
<u>16</u>	Arrowhead Golf Club Fund
<u>17</u>	Information Technology Internal Service Fund
<u>17</u>	Health Insurance Internal Service Fund
<b>Operating Statements By Department Year To Date</b>	
<u>18</u>	General Fund
<u>18 - 20</u>	Recreation Fund
<u>21 - 22</u>	Cosley Zoo Fund
<u>22 - 23</u>	Arrowhead Golf Club Fund
<b>Special Areas Operating Statements</b>	
<u>24</u>	Parks Plus Fitness Operating Summary
<u>25</u>	Central Athletic Complex Operating Summary
<u>26</u>	Special Events



Row Labels	Full Year Budget	Sum of CY Month	Sum of LY Month	Month Variance	% Month Variance	Sum of Curr YTD	Sum of LY YTD	YTD Variance	% YTD Variance
4-Revenues	\$44,605,279	\$9,646,350	\$9,679,816	(\$33,466)	-0.35%	\$35,868,993	\$33,890,771	\$1,978,222	5.84%
5-Expenses	(\$49,816,796)	(\$4,513,033)	(\$3,475,317)	(\$1,037,716)	-29.86%	(\$27,084,606)	(\$21,981,264)	(\$5,103,342)	-23.22%
<b>Grand Total</b>	<b>(\$5,211,517)</b>	<b>\$5,133,317</b>	<b>\$6,204,500</b>	<b>(\$1,071,182)</b>	<b>-17.26%</b>	<b>\$8,784,387</b>	<b>\$11,909,507</b>	<b>(\$3,125,120)</b>	<b>-26.24%</b>

Row Labels	Full Year Budget	Sum of CY Month	Sum of LY Month	Month Variance	% Month Variance	Sum of Curr YTD	Sum of LY YTD	YTD Variance	% YTD Variance
<b>10-General</b>									
4-Revenues	\$5,745,743	\$1,894,992	\$1,715,955	\$179,037	10.43%	\$5,776,982	\$5,506,799	\$270,183	4.91%
5-Expenses	(\$8,011,540)	(\$1,144,589)	(\$956,938)	(\$187,651)	-19.61%	(\$5,465,115)	(\$4,619,588)	(\$845,526)	-18.30%
<b>10-General Total</b>	<b>(\$2,265,797)</b>	<b>\$750,403</b>	<b>\$759,017</b>	<b>(\$8,614)</b>	<b>-1.13%</b>	<b>\$311,867</b>	<b>\$887,211</b>	<b>(\$575,343)</b>	<b>-64.85%</b>
<b>20-Recreation</b>									
4-Revenues	\$11,453,001	\$2,346,502	\$2,015,448	\$331,054	16.43%	\$10,461,580	\$9,199,222	\$1,262,358	13.72%
5-Expenses	(\$14,395,317)	(\$1,924,773)	(\$1,351,385)	(\$573,388)	-42.43%	(\$10,555,970)	(\$7,850,801)	(\$2,705,169)	-34.46%
<b>20-Recreation Total</b>	<b>(\$2,942,316)</b>	<b>\$421,729</b>	<b>\$664,063</b>	<b>(\$242,334)</b>	<b>-36.49%</b>	<b>(\$94,390)</b>	<b>\$1,348,421</b>	<b>(\$1,442,812)</b>	<b>-107.00%</b>
<b>22-Cosley Zoo</b>									
4-Revenues	\$1,808,623	\$495,334	\$424,483	\$70,851	16.69%	\$1,710,845	\$1,514,572	\$196,273	12.96%
5-Expenses	(\$2,078,086)	(\$239,826)	(\$194,948)	(\$44,877)	-23.02%	(\$1,396,216)	(\$1,237,189)	(\$159,027)	-12.85%
<b>22-Cosley Zoo Total</b>	<b>(\$269,463)</b>	<b>\$255,509</b>	<b>\$229,535</b>	<b>\$25,974</b>	<b>11.32%</b>	<b>\$314,630</b>	<b>\$277,384</b>	<b>\$37,246</b>	<b>13.43%</b>
<b>30-Debt Service</b>									
4-Revenues	\$2,713,531	\$1,320,772	\$2,075,166	(\$754,394)	-36.35%	\$2,755,824	\$4,249,868	(\$1,494,044)	-35.16%
5-Expenses	(\$2,720,257)	(\$475)	(\$475)	\$0	0.00%	(\$126,525)	(\$168,272)	\$41,747	24.81%
<b>30-Debt Service Total</b>	<b>(\$6,726)</b>	<b>\$1,320,297</b>	<b>\$2,074,691</b>	<b>(\$754,394)</b>	<b>-36.36%</b>	<b>\$2,629,299</b>	<b>\$4,081,597</b>	<b>(\$1,452,298)</b>	<b>-35.58%</b>
<b>40-Capital Projects</b>									
4-Revenues	\$11,404,535	\$1,829,738	\$1,138,103	\$691,635	60.77%	\$5,709,862	\$3,542,671	\$2,167,191	61.17%
5-Expenses	(\$10,858,843)	(\$197,344)	(\$213,511)	\$16,168	7.57%	(\$1,537,007)	(\$1,041,240)	(\$495,767)	-47.61%
<b>40-Capital Projects Total</b>	<b>\$545,692</b>	<b>\$1,632,394</b>	<b>\$924,592</b>	<b>\$707,802</b>	<b>76.55%</b>	<b>\$4,172,855</b>	<b>\$2,501,431</b>	<b>\$1,671,424</b>	<b>66.82%</b>
<b>60-Golf Fund</b>									
4-Revenues	\$9,157,050	\$1,200,052	\$1,806,912	(\$606,861)	-33.59%	\$7,700,475	\$8,305,019	(\$604,544)	-7.28%
5-Expenses	(\$9,428,405)	(\$833,416)	(\$714,068)	(\$119,348)	-16.71%	(\$6,288,817)	(\$5,651,320)	(\$637,497)	-11.28%
<b>60-Golf Fund Total</b>	<b>(\$271,355)</b>	<b>\$366,636</b>	<b>\$1,092,845</b>	<b>(\$726,209)</b>	<b>-66.45%</b>	<b>\$1,411,658</b>	<b>\$2,653,699</b>	<b>(\$1,242,040)</b>	<b>-46.80%</b>
<b>70-Information Technology</b>									
4-Revenues	\$519,889	\$129,910	\$122,811	\$7,099	5.78%	\$389,808	\$368,495	\$21,313	5.78%
5-Expenses	(\$519,643)	(\$27,413)	(\$45,541)	\$18,128	39.81%	(\$368,354)	(\$291,371)	(\$76,984)	-26.42%
<b>70-Information Technology Total</b>	<b>\$247</b>	<b>\$102,497</b>	<b>\$77,270</b>	<b>\$25,227</b>	<b>32.65%</b>	<b>\$21,454</b>	<b>\$77,125</b>	<b>(\$55,671)</b>	<b>-72.18%</b>
<b>75-Health Insurance</b>									
4-Revenues	\$1,802,906	\$429,049	\$380,938	\$48,111	12.63%	\$1,363,616	\$1,204,124	\$159,492	13.25%
5-Expenses	(\$1,804,706)	(\$145,197)	\$1,550	(\$146,747)	-9467.55%	(\$1,346,602)	(\$1,121,484)	(\$225,118)	-20.07%
<b>75-Health Insurance Total</b>	<b>(\$1,800)</b>	<b>\$283,852</b>	<b>\$382,488</b>	<b>(\$98,636)</b>	<b>-25.79%</b>	<b>\$17,015</b>	<b>\$82,641</b>	<b>(\$65,626)</b>	<b>-79.41%</b>
<b>Grand Total</b>	<b>(\$5,211,517)</b>	<b>\$5,133,317</b>	<b>\$6,204,500</b>	<b>(\$1,071,182)</b>	<b>-17.26%</b>	<b>\$8,784,387</b>	<b>\$11,909,507</b>	<b>(\$3,125,120)</b>	<b>-26.24%</b>

Row Labels	Full Year Budget	Sum of CY Month	Sum of LY Month	Month Variance	% Month Variance	Sum of Curr YTD	Sum of LY YTD	YTD Variance	% YTD Variance
<b>60-Golf Fund</b>									
<b>000-Administration</b>									
4-Revenues	\$18,000	\$3,945	\$665,233	(\$661,288)	-99.41%	\$67,787	\$1,357,226	(\$1,289,439)	-95.01%
5-Expenses	(\$1,505,492)	(\$138,670)	(\$98,435)	(\$40,235)	-40.87%	(\$954,765)	(\$820,686)	(\$134,079)	-16.34%
<b>000-Administration Total</b>	<b>(\$1,487,492)</b>	<b>(\$134,725)</b>	<b>\$566,798</b>	<b>(\$701,523)</b>	<b>-123.77%</b>	<b>(\$886,978)</b>	<b>\$536,540</b>	<b>(\$1,423,519)</b>	<b>-265.31%</b>
<b>101-Parks Maintenance</b>									
5-Expenses	(\$40,130)	(\$3,462)	(\$2,537)	(\$925)	-36.44%	(\$34,315)	(\$19,965)	(\$14,351)	-71.88%
<b>101-Parks Maintenance Total</b>	<b>(\$40,130)</b>	<b>(\$3,462)</b>	<b>(\$2,537)</b>	<b>(\$925)</b>	<b>-36.44%</b>	<b>(\$34,315)</b>	<b>(\$19,965)</b>	<b>(\$14,351)</b>	<b>-71.88%</b>
<b>601-Golf Maintenance</b>									
4-Revenues	\$0	\$0	\$0	\$0	0.00%	\$2,396	\$12,428	(\$10,032)	-80.72%
5-Expenses	(\$1,446,525)	(\$131,050)	(\$88,577)	(\$42,473)	-47.95%	(\$989,255)	(\$884,893)	(\$104,362)	-11.79%
<b>601-Golf Maintenance Total</b>	<b>(\$1,446,525)</b>	<b>(\$131,050)</b>	<b>(\$88,577)</b>	<b>(\$42,473)</b>	<b>-47.95%</b>	<b>(\$986,859)</b>	<b>(\$872,465)</b>	<b>(\$114,394)</b>	<b>-13.11%</b>
<b>611-Pro Shop/Golf Fees</b>									
4-Revenues	\$2,929,750	\$538,541	\$454,220	\$84,321	18.56%	\$3,168,483	\$2,782,969	\$385,514	13.85%
5-Expenses	(\$991,532)	(\$123,736)	(\$139,553)	\$15,817	11.33%	(\$730,957)	(\$840,725)	\$109,768	13.06%
<b>611-Pro Shop/Golf Fees Total</b>	<b>\$1,938,218</b>	<b>\$414,805</b>	<b>\$314,667</b>	<b>\$100,137</b>	<b>31.82%</b>	<b>\$2,437,526</b>	<b>\$1,942,244</b>	<b>\$495,282</b>	<b>25.50%</b>
<b>612-Food and Beverage</b>									
4-Revenues	\$6,189,300	\$657,566	\$687,460	(\$29,893)	-4.35%	\$4,457,638	\$4,132,064	\$325,574	7.88%
5-Expenses	(\$5,434,042)	(\$436,482)	(\$384,947)	(\$51,535)	-13.39%	(\$3,578,784)	(\$3,082,866)	(\$495,918)	-16.09%
<b>612-Food and Beverage Total</b>	<b>\$755,258</b>	<b>\$221,085</b>	<b>\$302,513</b>	<b>(\$81,428)</b>	<b>-26.92%</b>	<b>\$878,854</b>	<b>\$1,049,198</b>	<b>(\$170,344)</b>	<b>-16.24%</b>
<b>613-Cross Country Skiing</b>									
4-Revenues	\$20,000	\$0	\$0	\$0	0.00%	\$4,172	\$20,331	(\$16,159)	-79.48%
5-Expenses	(\$10,683)	(\$17)	(\$19)	\$3	14.42%	(\$741)	(\$2,186)	\$1,445	66.09%
<b>613-Cross Country Skiing Total</b>	<b>\$9,318</b>	<b>(\$17)</b>	<b>(\$19)</b>	<b>\$3</b>	<b>14.42%</b>	<b>\$3,431</b>	<b>\$18,145</b>	<b>(\$14,714)</b>	<b>-81.09%</b>
<b>60-Golf Fund Total</b>	<b>(\$271,355)</b>	<b>\$366,636</b>	<b>\$1,092,845</b>	<b>(\$726,209)</b>	<b>-66.45%</b>	<b>\$1,411,658</b>	<b>\$2,653,699</b>	<b>(\$1,242,040)</b>	<b>-46.80%</b>
<b>Grand Total</b>	<b>(\$271,355)</b>	<b>\$366,636</b>	<b>\$1,092,845</b>	<b>(\$726,209)</b>	<b>-66.45%</b>	<b>\$1,411,658</b>	<b>\$2,653,699</b>	<b>(\$1,242,040)</b>	<b>-46.80%</b>



Row Labels	Full Year Budget	Sum of CY Month	Sum of LY Month	Month Variance	% Month Variance	Sum of Curr YTD	Sum of LY YTD	YTD Variance	% YTD Variance
<b>Cosley Zoo</b>									
<b>4-Revenues</b>									
41-Taxes	\$1,066,968	\$390,987	\$338,297	\$52,689	15.57%	\$1,052,857	\$1,001,763	\$51,094	5.10%
42-Charges for Services	\$591,318	\$77,948	\$67,742	\$10,206	15.07%	\$471,694	\$392,612	\$79,082	20.14%
44-Rentals	\$55,000	\$9,253	\$9,394	(\$140)	-1.49%	\$57,579	\$52,859	\$4,720	8.93%
45-Product Sales	\$1,000	\$581	\$65	\$516	794.08%	\$1,506	\$791	\$715	90.41%
46-Grants & Donations	\$89,338	\$9,605	\$8,238	\$1,367	16.59%	\$68,382	\$63,330	\$5,052	7.98%
47-Misc. Income	\$0	\$510	\$25	\$485	1940.00%	\$10,112	\$529	\$9,584	1811.67%
48-Interest Income	\$5,000	\$6,451	\$723	\$5,728	792.26%	\$48,715	\$2,689	\$46,026	1711.63%
49-Transfers In	\$0								
<b>4-Revenues Total</b>	<b>\$1,808,623</b>	<b>\$495,334</b>	<b>\$424,483</b>	<b>\$70,851</b>	<b>16.69%</b>	<b>\$1,710,845</b>	<b>\$1,514,572</b>	<b>\$196,273</b>	<b>12.96%</b>
<b>5-Expenses</b>									
51-Salaries & Wages	(\$1,176,986)	(\$89,579)	(\$83,810)	(\$5,769)	-6.88%	(\$832,499)	(\$737,896)	(\$94,602)	-12.82%
52-Contractual Services	(\$372,473)	(\$60,001)	(\$48,429)	(\$11,572)	-23.89%	(\$238,180)	(\$206,462)	(\$31,718)	-15.36%
53-Supplies	(\$250,825)	(\$37,304)	(\$9,212)	(\$28,091)	-304.94%	(\$140,007)	(\$110,061)	(\$29,945)	-27.21%
54-Other Charges	(\$76,572)	(\$2,635)	(\$2,953)	\$318	10.78%	(\$34,608)	(\$31,136)	(\$3,472)	-11.15%
57-Capital	(\$1,230)	(\$308)	(\$545)	\$237	43.49%	(\$923)	(\$1,634)	\$711	43.51%
59-Transfers Out	(\$200,000)	(\$50,000)	(\$50,000)	\$0	0.00%	(\$150,000)	(\$150,000)	\$0	0.00%
<b>5-Expenses Total</b>	<b>(\$2,078,086)</b>	<b>(\$239,826)</b>	<b>(\$194,948)</b>	<b>(\$44,877)</b>	<b>-23.02%</b>	<b>(\$1,396,216)</b>	<b>(\$1,237,189)</b>	<b>(\$159,027)</b>	<b>-12.85%</b>
<b>Cosley Zoo Total</b>	<b>(\$269,463)</b>	<b>\$255,509</b>	<b>\$229,535</b>	<b>\$25,974</b>	<b>11.32%</b>	<b>\$314,630</b>	<b>\$277,384</b>	<b>\$37,246</b>	<b>13.43%</b>
<b>Foundation</b>									
<b>Concessions</b>									
1-Concession Sales	\$50,000	\$4,267	\$4,536	(\$269)	-5.93%	\$42,885	\$34,457	\$8,428	24.46%
2-Concession COGS	(\$20,000)	(\$641)	(\$4,327)	\$3,685	85.17%	(\$15,615)	(\$14,266)	(\$1,349)	-9.45%
3-Concession Supplies	(\$2,500)	\$0	(\$223)	\$223	100.16%	(\$142)	(\$490)	\$348	70.95%
<b>Concessions Total</b>	<b>\$27,500</b>	<b>\$3,626</b>	<b>(\$14)</b>	<b>\$3,640</b>	<b>25999.07%</b>	<b>\$27,128</b>	<b>\$19,701</b>	<b>\$7,427</b>	<b>37.70%</b>
<b>Gift Shop</b>									
1-Gift Shop Sales	\$190,000	\$13,081	\$13,984	(\$903)	-6.46%	\$135,437	\$139,078	(\$3,641)	-2.62%
2-Gift Shop COGS	(\$67,000)	(\$6,253)	(\$6,305)	\$52	0.83%	(\$39,678)	(\$41,024)	\$1,346	3.28%
<b>Gift Shop Total</b>	<b>\$123,000</b>	<b>\$6,828</b>	<b>\$7,679</b>	<b>(\$851)</b>	<b>-11.08%</b>	<b>\$95,759</b>	<b>\$98,055</b>	<b>(\$2,295)</b>	<b>-2.34%</b>
<b>Concession &amp; Gift Shop</b>									
4-Concession & Gift Shop Wages	(\$94,200)	(\$6,612)	(\$7,005)	\$393	5.62%	(\$64,061)	(\$56,543)	(\$7,518)	-13.30%
<b>Concession &amp; Gift Shop Total</b>	<b>(\$94,200)</b>	<b>(\$6,612)</b>	<b>(\$7,005)</b>	<b>\$393</b>	<b>5.62%</b>	<b>(\$64,061)</b>	<b>(\$56,543)</b>	<b>(\$7,518)</b>	<b>-13.30%</b>
<b>Foundation Total</b>	<b>\$56,300</b>	<b>\$3,842</b>	<b>\$660</b>	<b>\$3,182</b>	<b>482.19%</b>	<b>\$58,827</b>	<b>\$61,213</b>	<b>(\$2,386)</b>	<b>-3.90%</b>
<b>Grand Total</b>	<b>(\$213,163)</b>	<b>\$259,351</b>	<b>\$230,195</b>	<b>\$29,157</b>	<b>12.67%</b>	<b>\$373,456</b>	<b>\$338,596</b>	<b>\$34,860</b>	<b>10.30%</b>

## Cash & Investments

Description	Current		
	Current Month	Prior Month	Month, Prior Year
<b><i>Operating Funds</i></b>			
10-General	5,519,797	4,750,656	6,516,878
20-Recreation	8,662,637	8,338,157	9,916,878
21-Special Recreation	318,670	225,989	517,916
22-Cosley Zoo	1,786,493	1,516,724	1,804,172
23-Liability	491,581	331,143	423,451
24-Audit	39,878	24,010	24,690
25-FICA	686,393	535,174	656,642
26-IMRF	662,330	604,825	751,071
30-Debt Service	3,447,949	2,127,651	4,871,625
60-Golf Fund	6,365,014	6,034,292	6,815,982
70-Information Technology	40,572	(61,925)	96,344
75-Health Insurance	299,445	9,073	359,927
<b>Total Operating Funds</b>	<b>28,320,758</b>	<b>24,435,769</b>	<b>32,755,575</b>
<b><i>Capital Funds</i></b>			
40-Capital Projects	13,220,195	11,577,264	7,910,388
<b>Total Capital Funds</b>	<b>13,220,195</b>	<b>11,577,264</b>	<b>7,910,388</b>
<b>Total District Funds</b>	<b>41,540,953</b>	<b>36,013,033</b>	<b>40,665,963</b>



**Fund Balance Target Analysis  
September, 2023**

	General 10	Recreation 20	Cosley 22	Insurance Liability 23	Audit 24	FICA 25	IMRF 26	Debt Service 30	Golf 60
<b>Basis of Measurement:</b>									
Budgeted expenditures less budget capital expenditures	3 to 4 months	> 2 months	3 to 6 month	3 to 6 month	3 to 6 month	3 to 6 month	3 to 6 month	Min. target is \$5K; Max. is budgeted expenditures	2 - 4 months
<b>FY 2023 Budget Basis:</b>									
Budgeted expenditures less budgeted capital expenditures	4,717,551	10,158,635	1,876,856	539,938	42,964	688,221	495,778	1,262,893	8,964,686
<b>FY 2023 Targets</b>									
Target Minimum	1,179,390	1,693,110	469,210	134,980	10,740	172,060	123,940	5,000	1,494,110
Target Maximum	2,358,780	3,386,210	938,430	269,970	21,480	344,110	247,890	1,262,893	2,988,230
<b>Fund Balance as of September, 2023</b>									
Fund Balance as of 12/31/2022	5,146,926	7,119,461	1,516,800	290,906	23,662	559,418	595,142		
Net Profit (Loss) YTD thru September, 2023	311,867	(94,390)	314,630	204,025	16,326	118,956	29,449		
<b>Fund Balance as of September, 2023</b>	<b>5,458,794</b>	<b>7,025,070</b>	<b>1,831,430</b>	<b>494,931</b>	<b>39,988</b>	<b>678,373</b>	<b>624,591</b>		
<b>Cash &amp; Investments 12/31/2022</b>								827,850	5,027,766
<b>Cash &amp; Investments September, 2023</b>								3,447,949	6,365,014
<b>Analysis Results</b>	<b>Over Maximum Target by</b>	<b>Over Maximum Target by</b>	<b>Over Maximum Target by</b>	<b>Over Maximum Target by</b>	<b>Over Maximum Target by</b>	<b>Over Maximum Target by</b>	<b>Over Maximum Target by</b>	<b>Over Maximum Target by</b>	<b>Over Maximum Target by</b>
<b>Variances</b>									
Amount over maximum or (under minimum)	3,100,014	3,638,860	893,000	224,961	18,508	334,263	376,701	2,185,056	3,376,784

## All Funds

### Investment Report

Description	Current Balance	Prior Month Balance	Prior Year Balance
<b>1110-Certificates of Deposit</b>			
10-General	551,115	548,623	350,000
20-Recreation	4,551,115	4,548,623	4,000,000
21-Special Recreation	79,183	78,825	0
22-Cosley Zoo	826,016	825,672	750,000
23-Liability	129,861	129,273	0
24-Audit	0	0	0
25-FICA	50,677	50,448	0
26-IMRF	50,677	50,448	0
30-Debt Service	483,845	482,787	1,000,000
40-Capital Projects	4,108,102	4,107,297	1,250,000
60-Golf Fund	2,651,735	2,648,870	1,650,000
75-Health Insurance	0	0	0
<b>Total Certificates of Deposit</b>	<b>13,482,327</b>	<b>13,470,866</b>	<b>9,000,000</b>
<b>1120-Treasuries</b>			
10-General	3,690,686	3,690,686	4,672,339
20-Recreation	3,611,706	3,611,706	5,091,781
21-Special Recreation	121,578	121,578	121,810
22-Cosley Zoo	189,731	189,731	691,052
23-Liability	0	0	322,770
24-Audit	10,583	10,583	10,603
25-FICA	270,045	270,045	270,562
26-IMRF	353,659	353,659	354,336
30-Debt Service	0	0	0
40-Capital Projects	3,965,291	3,965,291	3,127,063
60-Golf Fund	1,513,856	1,513,856	1,935,467
75-Health Insurance	411	411	411
<b>Total Treasuries</b>	<b>13,727,546</b>	<b>13,727,546</b>	<b>16,598,194</b>
<b>1122-Agencies</b>			
10-General	0	0	0
20-Recreation	0	0	0
23-Liability	0	0	0
24-Audit	0	0	0
30-Debt Service	0	0	0
40-Capital Projects	0	0	0
60-Golf Fund	0	0	0
<b>Total Agencies</b>	<b>0</b>	<b>0</b>	<b>0</b>
<b>Total Investments</b>	<b>27,209,873</b>	<b>27,198,411</b>	<b>25,598,194</b>

## General Fund

### Balance Sheet

Description	Current Balance	Prior Month Balance	Prior Year Balance
<b>Assets</b>			
10-Cash & Cash Equivalents	1,277,995	511,347	1,494,539
11-Investments	4,241,802	4,239,309	5,022,339
12-Receivables	5,117,831	5,138,319	4,952,583
13-Interfund Receivables	0	0	0
14-Inventory	4,995	5,253	3,618
16-Prepaid/Deposits/Escrows	0	0	0
<b>Total Assets</b>	<b>10,642,623</b>	<b>9,894,227</b>	<b>11,473,079</b>
<b>Liabilities</b>			
20-ST Payables	(8,666)	(16,661)	(24,863)
21-Payroll Payables	(63,203)	(57,300)	(67,781)
22-Accruals	(48,545)	(48,545)	(43,254)
23-Interfund Payables	0	0	0
24-Unearned Revenues	(5,059,818)	(5,059,818)	(4,889,314)
25-Deposits/Uncashed/Stale Dated	(3,596)	(3,513)	(3,836)
29-Deferred Inflows	0	0	(49,169)
<b>Total Liabilities</b>	<b>(5,183,829)</b>	<b>(5,185,837)</b>	<b>(5,078,217)</b>
30-Fund Balance	(5,458,794)	(4,708,391)	(6,394,861)
<b>Liabilities and Fund Balance</b>	<b>(10,642,623)</b>	<b>(9,894,227)</b>	<b>(11,473,079)</b>

## Recreation Fund

### Balance Sheet

Description	Current Balance	Prior Month Balance	Prior Year Balance
<b>Assets</b>			
10-Cash & Cash Equivalents	499,815	177,829	825,097
11-Investments	8,162,821	8,160,329	9,091,781
12-Receivables	5,578,237	5,679,426	5,247,773
13-Interfund Receivables	0	0	0
14-Inventory	0	0	0
16-Prepaid/Deposits/Escrows	130	0	0
<b>Total Assets</b>	<b>14,241,004</b>	<b>14,017,584</b>	<b>15,164,651</b>
<b>Liabilities</b>			
20-ST Payables	(418,583)	(425,184)	(407,408)
22-Accruals	(71,576)	(71,576)	(56,161)
24-Unearned Revenues	(6,673,343)	(6,856,376)	(6,448,554)
25-Deposits/Uncashed/Stale Dated	(52,432)	(61,107)	(55,897)
<b>Total Liabilities</b>	<b>(7,215,933)</b>	<b>(7,414,242)</b>	<b>(6,968,020)</b>
30-Fund Balance	(7,025,070)	(6,603,341)	(8,196,631)
<b>Liabilities and Fund Balance</b>	<b>(14,241,004)</b>	<b>(14,017,584)</b>	<b>(15,164,651)</b>

## Zoo Fund

### Balance Sheet

Description	Current Balance	Prior Month Balance	Prior Year Balance
<b>Assets</b>			
10-Cash & Cash Equivalents	770,746	501,321	363,121
11-Investments	1,015,747	1,015,403	1,441,052
12-Receivables	1,149,502	1,155,449	1,076,152
13-Interfund Receivables	0	0	0
14-Inventory	0	0	0
16-Prepaid/Deposits/Escrows	0	0	0
<b>Total Assets</b>	<b>2,935,995</b>	<b>2,672,173</b>	<b>2,880,324</b>
<b>Liabilities</b>			
20-ST Payables	0	(1,760)	(1,760)
22-Accruals	(20,061)	(20,061)	(18,075)
24-Unearned Revenues	(1,084,504)	(1,074,431)	(1,035,375)
<b>Total Liabilities</b>	<b>(1,104,565)</b>	<b>(1,096,252)</b>	<b>(1,055,210)</b>
30-Fund Balance	(1,831,430)	(1,575,921)	(1,825,114)
<b>Liabilities and Fund Balance</b>	<b>(2,935,995)</b>	<b>(2,672,173)</b>	<b>(2,880,324)</b>

## Debt Service Fund

### Balance Sheet

Description	Current Balance	Prior Month Balance	Prior Year Balance
<b>Assets</b>			
10-Cash & Cash Equivalents	2,964,104	1,644,864	3,871,625
11-Investments	483,845	482,787	1,000,000
12-Receivables	2,621,331	2,621,331	4,138,555
13-Interfund Receivables	0	0	0
14-Inventory	0	0	0
15-Other Receivables	0	0	0
16-Prepaid/Deposits/Escrows	0	0	0
17-Other Assets	0	0	0
19-Capital Assets	0	0	0
<b>Total Assets</b>	<b>6,069,280</b>	<b>4,748,982</b>	<b>9,010,180</b>
<b>Liabilities</b>			
20-ST Payables	(1,928,159)	(1,928,159)	(1,853,088)
21-Payroll Payables	0	0	0
22-Accruals	0	0	0
23-Interfund Payables	0	0	0
24-Unearned Revenues	(2,617,581)	(2,617,581)	(4,138,555)
25-Escheats and Facility Deposits	0	0	0
26-Long Term-Debt	0	0	0
27-LT Vacation Accruals	0	0	0
<b>Total Liabilities</b>	<b>(4,545,740)</b>	<b>(4,545,740)</b>	<b>(5,991,643)</b>
30-Fund Balance	(1,523,540)	(203,242)	(3,018,537)
<b>Liabilities and Fund Balance</b>	<b>(6,069,280)</b>	<b>(4,748,982)</b>	<b>(9,010,180)</b>



## Capital Projects Fund

### Balance Sheet

Description	Current Balance	Prior Month Balance	Prior Year Balance
<b>Assets</b>			
10-Cash & Cash Equivalents	5,146,802	3,504,675	3,533,324
11-Investments	8,073,393	8,072,588	4,377,063
12-Receivables	101,955	112,492	1,014
13-Interfund Receivables	0	0	0
14-Inventory	0	0	0
15-Other Receivables	0	0	0
16-Prepaid/Deposits/Escrows	0	0	0
17-Other Assets	0	0	0
19-Capital Assets	0	0	0
<b>Total Assets</b>	<b>13,322,149</b>	<b>11,689,756</b>	<b>7,911,402</b>
<b>Liabilities</b>			
20-ST Payables	(52,102)	(52,102)	0
21-Payroll Payables	0	0	0
22-Accruals	(3,507)	(3,507)	(2,987)
23-Interfund Payables	0	0	0
24-Unearned Revenues	0	0	0
25-Escheats and Facility Deposits	0	0	0
26-Long Term-Debt	0	0	0
27-LT Vacation Accruals	0	0	0
<b>Total Liabilities</b>	<b>(55,609)</b>	<b>(55,609)</b>	<b>(2,987)</b>
30-Fund Balance	(13,266,541)	(11,634,147)	(7,908,415)
<b>Liabilities and Fund Balance</b>	<b>(13,322,149)</b>	<b>(11,689,756)</b>	<b>(7,911,402)</b>

## Arrowhead Golf Club Fund

### Balance Sheet

Description	Current Balance	Prior Month Balance	Prior Year Balance
<b>Assets</b>			
10-Cash & Cash Equivalents	2,199,423	1,871,566	3,230,516
11-Investments	4,165,591	4,162,726	3,585,467
12-Receivables	81,319	139,632	1,413,163
13-Interfund Receivables	0	0	0
14-Inventory	140,112	171,344	109,174
15-Other Receivables	24,000	24,000	23,000
16-Prepaid/Deposits/Escrows	42,014	41,302	32,410
17-Other Assets	23,493	23,493	15,010
19-Capital Assets	16,969,771	16,969,771	17,040,146
<b>Total Assets</b>	<b>23,645,723</b>	<b>23,403,834</b>	<b>25,448,886</b>
<b>Liabilities</b>			
20-ST Payables	(94,166)	(89,494)	(1,381,661)
21-Payroll Payables	0	0	0
22-Accruals	(146,838)	(146,838)	(112,784)
23-Interfund Payables	0	0	0
24-Unearned Revenues	0	0	0
25-Deposits/Uncashed/Stale Dated	(369,672)	(499,092)	(338,152)
26-Long-Term Debt	0	0	132,268
27-LT Vacation Accruals	(89,791)	(89,791)	(58,644)
29-Deferred Inflows	(201,071)	(201,071)	(196,366)
<b>Total Liabilities</b>	<b>(901,539)</b>	<b>(1,026,286)</b>	<b>(1,955,340)</b>
30-Fund Balance	(22,744,184)	(22,377,548)	(23,493,546)
<b>Liabilities and Fund Balance</b>	<b>(23,645,723)</b>	<b>(23,403,834)</b>	<b>(25,448,886)</b>

## Information Technology

### Balance Sheet

Description	Current Balance	Prior Month Balance	Prior Year Balance
<b>Assets</b>			
10-Cash & Cash Equivalents	40,572	(61,925)	96,344
11-Investments	0	0	0
12-Receivables	0	0	0
13-Interfund Receivables	0	0	0
14-Inventory	0	0	0
15-Other Receivables	0	0	0
16-Prepaid/Deposits/Escrows	0	0	0
17-Other Assets	0	0	0
19-Capital Assets	3,702	3,702	6,170
<b>Total Assets</b>	<b>44,274</b>	<b>(58,223)</b>	<b>102,514</b>
<b>Liabilities</b>			
20-ST Payables	0	0	0
21-Payroll Payables	0	0	0
22-Accruals	0	0	0
23-Interfund Payables	0	0	0
24-Unearned Revenues	0	0	0
25-Escheats and Facility Deposits	0	0	0
26-Long Term-Debt	0	0	0
27-LT Vacation Accruals	0	0	0
<b>Total Liabilities</b>	<b>0</b>	<b>0</b>	<b>0</b>
30-Fund Balance	(44,274)	58,223	(102,514)
<b>Liabilities and Fund Balance</b>	<b>(44,274)</b>	<b>58,223</b>	<b>(102,514)</b>

## Health Insurance Fund

### Balance Sheet

Description	Current Balance	Prior Month Balance	Prior Year Balance
<b>Assets</b>			
10-Cash & Cash Equivalents	299,035	8,662	359,516
11-Investments	411	411	411
12-Receivables	(664)	3,486	2,335
13-Interfund Receivables	0	0	0
14-Inventory	0	0	0
15-Other Receivables	0	0	0
16-Prepaid/Deposits/Escrows	0	0	0
17-Other Assets	0	0	0
19-Capital Assets	0	0	0
<b>Total Assets</b>	<b>298,782</b>	<b>12,559</b>	<b>362,261</b>
<b>Liabilities</b>			
20-ST Payables	0	0	0
21-Payroll Payables	(4,329)	(1,958)	(2,184)
22-Accruals	0	0	0
23-Interfund Payables	0	0	0
24-Unearned Revenues	0	0	0
25-Escheats and Facility Deposits	0	0	0
26-Long Term-Debt	0	0	0
27-LT Vacation Accruals	0	0	0
<b>Total Liabilities</b>	<b>(4,329)</b>	<b>(1,958)</b>	<b>(2,184)</b>
30-Fund Balance	(294,453)	(10,601)	(360,077)
<b>Liabilities and Fund Balance</b>	<b>(298,782)</b>	<b>(12,559)</b>	<b>(362,261)</b>





Row Labels	Full Year Budget	Sum of CY Month	Sum of LY Month	Month Variance	% Month Variance	Sum of Curr YTD	Sum of LY YTD	YTD Variance	% YTD Variance
<b>4-Revenues</b>									
41-Taxes	\$2,617,581	\$1,308,791	\$2,069,278	(\$760,487)	-36.75%	\$2,617,581	\$4,138,555	(\$1,520,974)	-36.75%
43-Debt Proceeds	\$0								
46-Grants & Donations	\$0								
47-Misc. Income	\$0								
48-Interest Income	\$5,000	\$11,982	\$5,888	\$6,094	103.49%	\$47,293	\$11,113	\$36,180	325.57%
49-Transfers In	\$90,950	\$0	\$0	\$0	0.00%	\$90,950	\$100,200	(\$9,250)	-9.23%
<b>4-Revenues Total</b>	<b>\$2,713,531</b>	<b>\$1,320,772</b>	<b>\$2,075,166</b>	<b>(\$754,394)</b>	<b>-36.35%</b>	<b>\$2,755,824</b>	<b>\$4,249,868</b>	<b>(\$1,494,044)</b>	<b>-35.16%</b>
<b>5-Expenses</b>									
52-Contractual Services	(\$1,262,893)	(\$475)	(\$475)	\$0	0.00%	(\$126,525)	(\$168,272)	\$41,747	24.81%
54-Other Charges	\$0								
57-Capital	\$0								
59-Transfers Out	(\$1,457,364)	\$0	\$0	\$0	0.00%	\$0	\$0	\$0	0.00%
<b>5-Expenses Total</b>	<b>(\$2,720,257)</b>	<b>(\$475)</b>	<b>(\$475)</b>	<b>\$0</b>	<b>0.00%</b>	<b>(\$126,525)</b>	<b>(\$168,272)</b>	<b>\$41,747</b>	<b>24.81%</b>
<b>30-Debt Service Total</b>	<b>(\$6,726)</b>	<b>\$1,320,297</b>	<b>\$2,074,691</b>	<b>(\$754,394)</b>	<b>-36.36%</b>	<b>\$2,629,299</b>	<b>\$4,081,597</b>	<b>(\$1,452,298)</b>	<b>-35.58%</b>
<b>40-Capital Projects</b>									
<b>4-Revenues</b>									
41-Taxes	\$0								
42-Charges for Services	\$0								
43-Debt Proceeds	\$0								
44-Rentals	\$42,885	\$0	\$0	\$0	0.00%	\$32,024	\$32,024	\$0	0.00%
45-Product Sales	\$10,400	\$1,000	\$2,000	(\$1,000)	-50.00%	\$21,300	\$20,493	\$807	3.94%
46-Grants & Donations	\$2,562,386	\$0	\$0	\$0	0.00%	\$84,000	\$83,000	\$1,000	1.20%
47-Misc. Income	\$2,500	\$0	\$0	\$0	0.00%	\$6,227	\$161	\$6,065	3767.38%
48-Interest Income	\$20,000	\$1,488	\$1,728	(\$240)	-13.91%	\$84,561	\$3,867	\$80,694	2086.73%
49-Transfers In	\$8,766,364	\$1,827,250	\$1,134,375	\$692,875	61.08%	\$5,481,750	\$3,403,125	\$2,078,625	61.08%
<b>4-Revenues Total</b>	<b>\$11,404,535</b>	<b>\$1,829,738</b>	<b>\$1,138,103</b>	<b>\$691,635</b>	<b>60.77%</b>	<b>\$5,709,862</b>	<b>\$3,542,671</b>	<b>\$2,167,191</b>	<b>61.17%</b>
<b>5-Expenses</b>									
51-Salaries & Wages	(\$194,742)	(\$14,434)	(\$13,542)	(\$893)	-6.59%	(\$140,518)	(\$126,507)	(\$14,011)	-11.08%
52-Contractual Services	(\$304,052)	(\$14,242)	(\$12,394)	(\$1,848)	-14.91%	(\$68,059)	(\$85,726)	\$17,667	20.61%
53-Supplies	(\$488,216)	(\$17,939)	(\$27,837)	\$9,898	35.56%	(\$178,498)	(\$114,168)	(\$64,330)	-56.35%
54-Other Charges	(\$13,300)	(\$92)	(\$35)	(\$57)	-161.77%	(\$3,954)	(\$5,570)	\$1,616	29.01%
57-Capital	(\$9,767,583)	(\$150,637)	(\$159,703)	\$9,066	5.68%	(\$1,055,028)	(\$609,069)	(\$445,958)	-73.22%
59-Transfers Out	(\$90,950)	\$0	\$0	\$0	0.00%	(\$90,950)	(\$100,200)	\$9,250	9.23%
<b>5-Expenses Total</b>	<b>(\$10,858,843)</b>	<b>(\$197,344)</b>	<b>(\$213,511)</b>	<b>\$16,168</b>	<b>7.57%</b>	<b>(\$1,537,007)</b>	<b>(\$1,041,240)</b>	<b>(\$495,767)</b>	<b>-47.61%</b>
<b>40-Capital Projects Total</b>	<b>\$545,692</b>	<b>\$1,632,394</b>	<b>\$924,592</b>	<b>\$707,802</b>	<b>76.55%</b>	<b>\$4,172,855</b>	<b>\$2,501,431</b>	<b>\$1,671,424</b>	<b>66.82%</b>
<b>60-Golf Fund</b>									
<b>4-Revenues</b>									
41-Taxes	\$0	\$0	\$662,965	(\$662,965)	-100.00%	\$0	\$1,325,929	(\$1,325,929)	-100.00%
42-Charges for Services	\$2,483,000	\$456,666	\$399,055	\$57,611	14.44%	\$2,762,948	\$2,489,607	\$273,341	10.98%
44-Rentals	\$565,050	\$112,127	\$93,926	\$18,202	19.38%	\$576,859	\$483,326	\$93,533	19.35%
45-Product Sales	\$6,052,000	\$626,438	\$648,492	(\$22,055)	-3.40%	\$4,278,616	\$3,941,290	\$337,327	8.56%
46-Grants & Donations	\$0	\$0	\$0	\$0	0.00%	\$0	\$2,435	(\$2,435)	-100.02%
47-Misc. Income	\$42,000	\$1,041	\$443	\$598	134.99%	\$35,922	\$61,350	(\$25,428)	-41.45%
48-Interest Income	\$15,000	\$3,780	\$2,031	\$1,749	86.10%	\$46,131	\$1,082	\$45,049	4163.49%
49-Transfers In	\$0								
<b>4-Revenues Total</b>	<b>\$9,157,050</b>	<b>\$1,200,052</b>	<b>\$1,806,912</b>	<b>(\$606,861)</b>	<b>-33.59%</b>	<b>\$7,700,475</b>	<b>\$8,305,019</b>	<b>(\$604,544)</b>	<b>-7.28%</b>
<b>5-Expenses</b>									
51-Salaries & Wages	(\$4,314,309)	(\$323,472)	(\$289,430)	(\$34,042)	-11.76%	(\$2,935,699)	(\$2,567,077)	(\$368,622)	-14.36%
52-Contractual Services	(\$1,855,414)	(\$237,203)	(\$205,769)	(\$31,434)	-15.28%	(\$1,296,443)	(\$1,140,539)	(\$155,904)	-13.67%
53-Supplies	(\$2,519,420)	(\$220,487)	(\$168,442)	(\$52,045)	-30.90%	(\$1,676,243)	(\$1,520,917)	(\$155,326)	-10.21%
54-Other Charges	(\$275,543)	(\$13,167)	(\$7,246)	(\$5,921)	-81.71%	(\$157,928)	(\$138,356)	(\$19,571)	-14.15%
57-Capital	(\$413,719)	(\$26,588)	(\$30,681)	\$4,094	13.34%	(\$185,004)	(\$246,931)	\$61,927	25.08%
59-Transfers Out	(\$50,000)	(\$12,500)	(\$12,500)	\$0	0.00%	(\$37,500)	(\$37,500)	\$0	0.00%
<b>5-Expenses Total</b>	<b>(\$9,428,405)</b>	<b>(\$833,416)</b>	<b>(\$714,068)</b>	<b>(\$119,348)</b>	<b>-16.71%</b>	<b>(\$6,288,817)</b>	<b>(\$5,651,320)</b>	<b>(\$637,497)</b>	<b>-11.28%</b>
<b>60-Golf Fund Total</b>	<b>(\$271,355)</b>	<b>\$366,636</b>	<b>\$1,092,845</b>	<b>(\$726,209)</b>	<b>-66.45%</b>	<b>\$1,411,658</b>	<b>\$2,653,699</b>	<b>(\$1,242,040)</b>	<b>-46.80%</b>
<b>70-Information Technology</b>									
<b>4-Revenues</b>									
42-Charges for Services	\$519,639	\$129,910	\$122,811	\$7,099	5.78%	\$389,729	\$368,432	\$21,297	5.78%
43-Debt Proceeds	\$0								
47-Misc. Income	\$250	\$0	\$0	\$0	0.00%	\$79	\$63	\$15	24.27%
48-Interest Income	\$0								

Row Labels	Full Year Budget	Sum of CY Month	Sum of LY Month	Month Variance	% Month Variance	Sum of Curr YTD	Sum of LY YTD	YTD Variance	% YTD Variance
49-Transfers In	\$0								
<b>4-Revenues Total</b>	<b>\$519,889</b>	<b>\$129,910</b>	<b>\$122,811</b>	<b>\$7,099</b>	<b>5.78%</b>	<b>\$389,808</b>	<b>\$368,495</b>	<b>\$21,313</b>	<b>5.78%</b>
<b>5-Expenses</b>									
52-Contractual Services	(\$430,480)	(\$26,244)	(\$23,756)	(\$2,488)	-10.47%	(\$323,507)	(\$262,466)	(\$61,041)	-23.26%
53-Supplies	(\$76,163)	(\$1,168)	(\$21,785)	\$20,616	94.64%	(\$44,847)	(\$28,905)	(\$15,942)	-55.15%
57-Capital	(\$13,000)	\$0	\$0	\$0	0.00%	\$0	\$0	\$0	0.00%
<b>5-Expenses Total</b>	<b>(\$519,643)</b>	<b>(\$27,413)</b>	<b>(\$45,541)</b>	<b>\$18,128</b>	<b>39.81%</b>	<b>(\$368,354)</b>	<b>(\$291,371)</b>	<b>(\$76,984)</b>	<b>-26.42%</b>
<b>70-Information Technology Total</b>	<b>\$247</b>	<b>\$102,497</b>	<b>\$77,270</b>	<b>\$25,227</b>	<b>32.65%</b>	<b>\$21,454</b>	<b>\$77,125</b>	<b>(\$55,671)</b>	<b>-72.18%</b>
<b>75-Health Insurance</b>									
<b>4-Revenues</b>									
42-Charges for Services	\$1,676,709	\$417,282	\$372,150	\$45,132	12.13%	\$1,251,846	\$1,116,450	\$135,396	12.13%
47-Misc. Income	\$125,197	\$11,767	\$8,788	\$2,979	33.90%	\$111,770	\$87,674	\$24,096	27.48%
48-Interest Income	\$1,000	\$0	\$0	\$0	0.00%	\$1	\$0	\$0	0.00%
49-Transfers In	\$0								
<b>4-Revenues Total</b>	<b>\$1,802,906</b>	<b>\$429,049</b>	<b>\$380,938</b>	<b>\$48,111</b>	<b>12.63%</b>	<b>\$1,363,616</b>	<b>\$1,204,124</b>	<b>\$159,492</b>	<b>13.25%</b>
<b>5-Expenses</b>									
52-Contractual Services	(\$1,804,706)	(\$145,197)	\$1,550	(\$146,747)	-9467.55%	(\$1,346,602)	(\$1,121,484)	(\$225,118)	-20.07%
<b>5-Expenses Total</b>	<b>(\$1,804,706)</b>	<b>(\$145,197)</b>	<b>\$1,550</b>	<b>(\$146,747)</b>	<b>-9467.55%</b>	<b>(\$1,346,602)</b>	<b>(\$1,121,484)</b>	<b>(\$225,118)</b>	<b>-20.07%</b>
<b>75-Health Insurance Total</b>	<b>(\$1,800)</b>	<b>\$283,852</b>	<b>\$382,488</b>	<b>(\$98,636)</b>	<b>-25.79%</b>	<b>\$17,015</b>	<b>\$82,641</b>	<b>(\$65,626)</b>	<b>-79.41%</b>
<b>Grand Total</b>	<b>(\$5,211,517)</b>	<b>\$5,133,317</b>	<b>\$6,204,500</b>	<b>(\$1,071,182)</b>	<b>-17.26%</b>	<b>\$8,784,387</b>	<b>\$11,909,507</b>	<b>(\$3,125,120)</b>	<b>-26.24%</b>



Row Labels	Full Year Budget	Sum of CY Month	Sum of LY Month	Month Variance	% Month Variance	Sum of Curr YTD	Sum of LY YTD	YTD Variance	% YTD Variance
<b>10-General</b>									
<b>000-Administration</b>									
4-Revenues									
41-Taxes	\$2,517,439	\$921,330	\$809,352	\$111,977	13.84%	\$2,481,182	\$2,396,631	\$84,551	3.53%
42-Charges for Services	\$320,150	\$26,216	\$7,494	\$18,722	249.83%	\$347,657	\$319,522	\$28,135	8.81%
43-Debt Proceeds	\$0								
44-Rentals	\$52,500	\$0	\$0	\$0	0.00%	\$41,055	\$50,000	(\$8,945)	-17.89%
45-Product Sales	\$65,750	\$7,644	\$25,271	(\$17,627)	-69.75%	\$64,360	\$76,974	(\$12,614)	-16.39%
46-Grants & Donations	\$1,000	\$0	\$0	\$0	0.00%	\$0	\$0	\$0	0.00%
47-Misc. Income	\$2,500	\$833	\$48	\$785	1635.13%	\$25,609	\$1,333	\$24,276	1821.14%
48-Interest Income	\$18,000	\$16,487	\$5,218	\$11,269	215.96%	\$148,206	\$27,346	\$120,861	441.97%
49-Transfers In	\$0								
4-Revenues Total	\$2,977,339	\$972,510	\$847,383	\$125,127	14.77%	\$3,108,070	\$2,871,807	\$236,263	8.23%
5-Expenses									
51-Salaries & Wages	(\$793,811)	(\$58,472)	(\$55,086)	(\$3,386)	-6.15%	(\$568,015)	(\$529,450)	(\$38,565)	-7.28%
52-Contractual Services	(\$627,788)	(\$72,905)	(\$123,121)	\$50,216	40.79%	(\$440,688)	(\$465,340)	\$24,651	5.30%
53-Supplies	(\$143,451)	(\$9,730)	(\$6,965)	(\$2,765)	-39.70%	(\$83,970)	(\$81,571)	(\$2,399)	-2.94%
54-Other Charges	(\$211,198)	(\$6,330)	(\$2,158)	(\$4,172)	-193.31%	(\$82,184)	(\$95,828)	\$13,644	14.24%
57-Capital	(\$2,327)	(\$582)	(\$801)	\$219	27.36%	(\$1,745)	(\$2,402)	\$657	27.37%
59-Transfers Out	(\$2,840,000)	(\$710,000)	(\$503,125)	(\$206,875)	-41.12%	(\$2,130,000)	(\$1,509,375)	(\$620,625)	-41.12%
5-Expenses Total	(\$4,618,574)	(\$858,018)	(\$691,255)	(\$166,762)	-24.12%	(\$3,306,603)	(\$2,683,966)	(\$622,636)	-23.20%
<b>000-Administration Total</b>	<b>(\$1,641,235)</b>	<b>\$114,492</b>	<b>\$156,128</b>	<b>(\$41,636)</b>	<b>-26.67%</b>	<b>(\$198,533)</b>	<b>\$187,841</b>	<b>(\$386,374)</b>	<b>-205.69%</b>
<b>101-Parks Maintenance</b>									
4-Revenues									
41-Taxes	\$2,517,439	\$921,330	\$809,336	\$111,994	13.84%	\$2,480,772	\$2,396,615	\$84,157	3.51%
42-Charges for Services	\$5,000	\$0	\$0	\$0	0.00%	\$5	\$0	\$5	0.00%
46-Grants & Donations	\$0	\$0	\$0	\$0	0.00%	\$0	\$11,174	(\$11,174)	-100.00%
47-Misc. Income	\$5,000	\$0	\$22,240	(\$22,240)	-100.00%	\$878	\$25,942	(\$25,064)	-96.61%
49-Transfers In	\$0								
4-Revenues Total	\$2,527,439	\$921,330	\$831,576	\$89,754	10.79%	\$2,481,655	\$2,433,731	\$47,924	1.97%
5-Expenses									
51-Salaries & Wages	(\$1,686,353)	(\$92,630)	(\$88,056)	(\$4,573)	-5.19%	(\$1,205,180)	(\$1,092,911)	(\$112,269)	-10.27%
52-Contractual Services	(\$617,948)	(\$116,015)	(\$123,865)	\$7,850	6.34%	(\$417,793)	(\$428,145)	\$10,351	2.42%
53-Supplies	(\$374,390)	(\$38,023)	(\$24,881)	(\$13,142)	-52.82%	(\$240,249)	(\$232,339)	(\$7,910)	-3.40%
54-Other Charges	(\$20,650)	\$0	\$0	\$0	0.00%	(\$8,236)	(\$3,648)	(\$4,589)	-125.79%
57-Capital	(\$451,152)	(\$9,199)	(\$480)	(\$8,718)	-1816.28%	(\$119,992)	(\$17,309)	(\$102,683)	-593.23%
59-Transfers Out	\$0								
5-Expenses Total	(\$3,150,493)	(\$255,866)	(\$237,283)	(\$18,583)	-7.83%	(\$1,991,450)	(\$1,774,351)	(\$217,099)	-12.24%
<b>101-Parks Maintenance Total</b>	<b>(\$623,054)</b>	<b>\$665,464</b>	<b>\$594,293</b>	<b>\$71,171</b>	<b>11.98%</b>	<b>\$490,205</b>	<b>\$659,379</b>	<b>(\$169,175)</b>	<b>-25.66%</b>
<b>430-Historical Museum</b>									
4-Revenues									
42-Charges for Services	\$52,715	\$111	\$375	(\$264)	-70.29%	\$52,269	\$42,381	\$9,888	23.33%
44-Rentals	\$10,000	\$0	\$0	\$0	0.00%	\$4,454	\$5,752	(\$1,298)	-22.57%
45-Product Sales	\$1,250	\$422	\$17	\$405	2383.06%	\$2,100	\$963	\$1,137	118.04%
46-Grants & Donations	\$177,000	\$618	\$36,603	(\$35,985)	-98.31%	\$128,434	\$152,165	(\$23,731)	-15.60%
47-Misc. Income	\$0								
4-Revenues Total	\$240,965	\$1,152	\$36,995	(\$35,843)	-96.89%	\$187,257	\$201,261	(\$14,004)	-6.96%
5-Expenses									
51-Salaries & Wages	(\$130,087)	(\$9,418)	(\$9,196)	(\$222)	-2.41%	(\$90,021)	(\$83,618)	(\$6,403)	-7.66%
52-Contractual Services	(\$85,696)	(\$19,767)	(\$18,209)	(\$1,558)	-8.56%	(\$66,621)	(\$67,731)	\$1,111	1.64%
53-Supplies	(\$16,910)	(\$1,342)	(\$802)	(\$539)	-67.24%	(\$6,395)	(\$7,701)	\$1,306	16.96%
54-Other Charges	(\$9,270)	(\$52)	\$0	(\$52)	0.00%	(\$3,642)	(\$1,644)	(\$1,998)	-121.55%
57-Capital	(\$510)	(\$128)	(\$192)	\$65	33.67%	(\$383)	(\$577)	\$194	33.61%
5-Expenses Total	(\$242,473)	(\$30,706)	(\$28,400)	(\$2,306)	-8.12%	(\$167,062)	(\$161,271)	(\$5,791)	-3.59%
<b>430-Historical Museum Total</b>	<b>(\$1,508)</b>	<b>(\$29,553)</b>	<b>\$8,596</b>	<b>(\$38,149)</b>	<b>-443.80%</b>	<b>\$20,196</b>	<b>\$39,991</b>	<b>(\$19,795)</b>	<b>-49.50%</b>
<b>10-General Total</b>	<b>(\$2,265,797)</b>	<b>\$750,403</b>	<b>\$759,017</b>	<b>(\$8,614)</b>	<b>-1.13%</b>	<b>\$311,867</b>	<b>\$887,211</b>	<b>(\$575,343)</b>	<b>-64.85%</b>
<b>20-Recreation</b>									
<b>000-Administration</b>									
4-Revenues									
41-Taxes	\$4,983,374	\$1,822,963	\$1,601,560	\$221,403	13.82%	\$4,908,914	\$4,742,524	\$166,389	3.51%
42-Charges for Services	\$175,665	\$950	\$0	\$950	0.00%	\$137,897	\$135,662	\$2,235	1.65%
44-Rentals	\$21,680	\$350	\$700	(\$350)	-50.00%	\$17,371	\$41,061	(\$23,690)	-57.69%







Row Labels	Full Year Budget	Sum of CY Month	Sum of LY Month	Month Variance	% Month Variance	Sum of Curr YTD	Sum of LY YTD	YTD Variance	% YTD Variance
<b>4-Revenues</b>									
42-Charges for Services	\$923,000	\$37,943	\$16,114	\$21,830	135.47%	\$944,128	\$860,856	\$83,272	9.67%
44-Rentals	\$11,100	\$0	\$0	\$0	0.00%	\$21,930	\$12,748	\$9,183	72.03%
45-Product Sales	\$116,000	\$5,315	\$587	\$4,728	805.48%	\$118,647	\$109,768	\$8,878	8.09%
46-Grants & Donations	\$0								
47-Misc. Income	\$16,500	\$0	\$0	\$0	0.00%	\$10,800	\$12,067	(\$1,267)	-10.50%
<b>4-Revenues Total</b>	<b>\$1,066,600</b>	<b>\$43,259</b>	<b>\$16,701</b>	<b>\$26,558</b>	<b>159.02%</b>	<b>\$1,095,505</b>	<b>\$995,439</b>	<b>\$100,066</b>	<b>10.05%</b>
<b>5-Expenses</b>									
51-Salaries & Wages	(\$647,888)	(\$30,229)	(\$32,983)	\$2,753	8.35%	(\$737,134)	(\$613,385)	(\$123,749)	-20.17%
52-Contractual Services	(\$318,301)	(\$42,502)	(\$27,938)	(\$14,564)	-52.13%	(\$219,135)	(\$184,585)	(\$34,549)	-18.72%
53-Supplies	(\$99,718)	(\$4,859)	(\$1,600)	(\$3,258)	-203.65%	(\$94,087)	(\$80,949)	(\$13,139)	-16.23%
54-Other Charges	(\$22,200)	\$0	(\$33)	\$33	98.48%	(\$12,484)	(\$10,972)	(\$1,512)	-13.78%
57-Capital	(\$648)	(\$162)	(\$192)	\$30	15.74%	(\$486)	(\$577)	\$91	15.71%
59-Transfers Out	\$0								
<b>5-Expenses Total</b>	<b>(\$1,088,755)</b>	<b>(\$77,752)</b>	<b>(\$62,746)</b>	<b>(\$15,007)</b>	<b>-23.92%</b>	<b>(\$1,063,326)</b>	<b>(\$890,468)</b>	<b>(\$172,858)</b>	<b>-19.41%</b>
<b>222-Pools Total</b>	<b>(\$22,155)</b>	<b>(\$34,494)</b>	<b>(\$46,045)</b>	<b>\$11,551</b>	<b>25.09%</b>	<b>\$32,179</b>	<b>\$104,970</b>	<b>(\$72,792)</b>	<b>-69.35%</b>
<b>224-Recreation Facilities</b>									
<b>4-Revenues</b>									
42-Charges for Services	\$1,650	\$11	\$21	(\$10)	-47.14%	\$763	\$1,124	(\$361)	-32.10%
44-Rentals	\$36,700	\$3,275	\$300	\$2,975	991.67%	\$36,746	\$25,820	\$10,926	42.32%
45-Product Sales	\$200	(\$10)	(\$2,243)	\$2,233	99.55%	\$477	(\$1,131)	\$1,608	142.18%
47-Misc. Income	\$0	\$0	\$0	\$0	0.00%	\$46	\$0	\$46	0.00%
<b>4-Revenues Total</b>	<b>\$38,550</b>	<b>\$3,276</b>	<b>(\$1,922)</b>	<b>\$5,198</b>	<b>270.45%</b>	<b>\$38,032</b>	<b>\$25,812</b>	<b>\$12,219</b>	<b>47.34%</b>
<b>5-Expenses</b>									
51-Salaries & Wages	(\$258,600)	(\$13,827)	(\$13,789)	(\$38)	-0.28%	(\$139,294)	(\$130,887)	(\$8,407)	-6.42%
52-Contractual Services	(\$389,254)	(\$73,348)	(\$38,909)	(\$34,439)	-88.51%	(\$257,534)	(\$202,800)	(\$54,735)	-26.99%
53-Supplies	(\$30,129)	(\$2,768)	(\$1,807)	(\$960)	-53.15%	(\$17,490)	(\$14,385)	(\$3,105)	-21.58%
54-Other Charges	(\$9,274)	(\$27)	(\$65)	\$38	58.49%	(\$3,005)	(\$683)	(\$2,322)	-339.91%
57-Capital	(\$792)	(\$198)	(\$320)	\$122	38.23%	(\$594)	(\$961)	\$367	38.19%
59-Transfers Out	\$0								
<b>5-Expenses Total</b>	<b>(\$688,048)</b>	<b>(\$90,167)</b>	<b>(\$54,890)</b>	<b>(\$35,278)</b>	<b>-64.27%</b>	<b>(\$417,917)</b>	<b>(\$349,716)</b>	<b>(\$68,202)</b>	<b>-19.50%</b>
<b>224-Recreation Facilities Total</b>	<b>(\$649,498)</b>	<b>(\$86,892)</b>	<b>(\$56,812)</b>	<b>(\$30,080)</b>	<b>-52.95%</b>	<b>(\$379,886)</b>	<b>(\$323,903)</b>	<b>(\$55,983)</b>	<b>-17.28%</b>
<b>350-Special Facilities</b>									
<b>4-Revenues</b>									
42-Charges for Services	\$573,000	\$37,496	\$31,315	\$6,180	19.74%	\$326,343	\$305,609	\$20,733	6.78%
44-Rentals	\$2,500	\$25	\$30	(\$5)	-16.53%	\$1,187	\$964	\$224	23.21%
45-Product Sales	\$2,000	\$53	\$43	\$10	23.33%	\$1,289	\$1,535	(\$246)	-16.04%
46-Grants & Donations	\$0								
47-Misc. Income	\$500								
<b>4-Revenues Total</b>	<b>\$578,000</b>	<b>\$37,574</b>	<b>\$31,389</b>	<b>\$6,186</b>	<b>19.71%</b>	<b>\$328,818</b>	<b>\$308,108</b>	<b>\$20,711</b>	<b>6.72%</b>
<b>5-Expenses</b>									
51-Salaries & Wages	(\$452,560)	(\$32,436)	(\$30,098)	(\$2,338)	-7.77%	(\$309,826)	(\$271,032)	(\$38,793)	-14.31%
52-Contractual Services	(\$65,309)	(\$7,246)	(\$10,359)	\$3,112	30.04%	(\$29,663)	(\$42,281)	\$12,618	29.84%
53-Supplies	(\$66,395)	(\$3,437)	(\$1,271)	(\$2,166)	-170.43%	(\$19,593)	(\$14,708)	(\$4,885)	-33.22%
54-Other Charges	(\$10,032)	(\$70)	\$0	(\$70)	0.00%	(\$4,190)	(\$2,108)	(\$2,083)	-98.79%
57-Capital	(\$432)	(\$108)	(\$192)	\$84	43.85%	(\$324)	(\$577)	\$253	43.78%
59-Transfers Out	\$0								
<b>5-Expenses Total</b>	<b>(\$594,728)</b>	<b>(\$43,297)</b>	<b>(\$41,920)</b>	<b>(\$1,377)</b>	<b>-3.29%</b>	<b>(\$363,596)</b>	<b>(\$330,705)</b>	<b>(\$32,890)</b>	<b>-9.95%</b>
<b>350-Special Facilities Total</b>	<b>(\$16,728)</b>	<b>(\$5,723)</b>	<b>(\$10,531)</b>	<b>\$4,808</b>	<b>45.66%</b>	<b>(\$34,777)</b>	<b>(\$22,598)</b>	<b>(\$12,180)</b>	<b>-53.90%</b>
<b>20-Recreation Total</b>	<b>(\$2,942,316)</b>	<b>\$421,729</b>	<b>\$664,063</b>	<b>(\$242,334)</b>	<b>-36.49%</b>	<b>(\$94,390)</b>	<b>\$1,348,421</b>	<b>(\$1,442,812)</b>	<b>-107.00%</b>
<b>22-Cosley Zoo</b>									
<b>000-Administration</b>									
<b>4-Revenues</b>									
41-Taxes	\$1,066,968	\$390,987	\$338,297	\$52,689	15.57%	\$1,052,857	\$1,001,763	\$51,094	5.10%
42-Charges for Services	\$0								
44-Rentals	\$0								
45-Product Sales	\$0								
46-Grants & Donations	\$0	\$0	\$0	\$0	0.00%	\$0	\$0	\$0	0.00%
47-Misc. Income	\$0	\$0	\$0	\$0	0.00%	\$8,879	\$0	\$8,879	0.00%
48-Interest Income	\$5,000	\$6,451	\$723	\$5,728	792.26%	\$48,715	\$2,689	\$46,026	1711.63%
49-Transfers In	\$0								
<b>4-Revenues Total</b>	<b>\$1,071,968</b>	<b>\$397,437</b>	<b>\$339,020</b>	<b>\$58,417</b>	<b>17.23%</b>	<b>\$1,110,451</b>	<b>\$1,004,452</b>	<b>\$105,999</b>	<b>10.55%</b>



Row Labels	Full Year Budget	Sum of CY Month	Sum of LY Month	Month Variance	% Month Variance	Sum of Curr YTD	Sum of LY YTD	YTD Variance	% YTD Variance
5-Expenses									
51-Salaries & Wages	(\$73,807)	(\$5,484)	(\$5,210)	(\$274)	-5.26%	(\$53,222)	(\$49,964)	(\$3,257)	-6.52%
52-Contractual Services	(\$14,735)	(\$2,693)	(\$2,359)	(\$333)	-14.13%	(\$11,549)	(\$10,392)	(\$1,157)	-11.14%
53-Supplies	\$0								
54-Other Charges	(\$100)	(\$165)	\$0	(\$165)	0.00%	(\$219)	\$0	(\$219)	0.00%
57-Capital	\$0								
59-Transfers Out	(\$100,000)	(\$25,000)	(\$25,000)	\$0	0.00%	(\$75,000)	(\$75,000)	\$0	0.00%
5-Expenses Total	(\$188,642)	(\$33,342)	(\$32,569)	(\$773)	-2.37%	(\$139,990)	(\$135,356)	(\$4,634)	-3.42%
000-Administration Total	\$883,326	\$364,096	\$306,451	\$57,645	18.81%	\$970,461	\$869,096	\$101,365	11.66%
101-Parks Maintenance									
4-Revenues									
47-Misc. Income	\$0								
4-Revenues Total	\$0								
5-Expenses									
51-Salaries & Wages	(\$59,750)	(\$4,738)	(\$4,045)	(\$693)	-17.12%	(\$47,365)	(\$38,907)	(\$8,458)	-21.74%
52-Contractual Services	(\$7,886)	(\$1,971)	(\$1,510)	(\$462)	-30.58%	(\$5,914)	(\$4,529)	(\$1,385)	-30.58%
53-Supplies	\$0								
57-Capital	\$0								
5-Expenses Total	(\$67,636)	(\$6,709)	(\$5,555)	(\$1,154)	-20.78%	(\$53,279)	(\$43,437)	(\$9,843)	-22.66%
101-Parks Maintenance Total	(\$67,636)	(\$6,709)	(\$5,555)	(\$1,154)	-20.78%	(\$53,279)	(\$43,437)	(\$9,843)	-22.66%
220-Recreation Programs									
4-Revenues									
42-Charges for Services	\$191,318	\$41,545	\$34,453	\$7,092	20.58%	\$159,866	\$112,535	\$47,331	42.06%
45-Product Sales	\$1,000	\$579	\$65	\$514	790.75%	\$1,494	\$791	\$703	88.87%
46-Grants & Donations	\$738	\$0	\$0	\$0	0.00%	\$75	\$195	(\$120)	-61.54%
4-Revenues Total	\$193,055	\$42,124	\$34,518	\$7,606	22.03%	\$161,435	\$113,521	\$47,914	42.21%
5-Expenses									
51-Salaries & Wages	\$0								
52-Contractual Services	(\$2,000)	(\$731)	(\$1,015)	\$284	27.98%	(\$1,681)	(\$1,015)	(\$666)	-65.62%
53-Supplies	(\$17,360)	(\$1,011)	(\$472)	(\$538)	-114.00%	(\$5,584)	(\$6,411)	\$827	12.90%
57-Capital	\$0								
5-Expenses Total	(\$19,360)	(\$1,742)	(\$1,487)	(\$254)	-17.09%	(\$7,265)	(\$7,426)	\$161	2.17%
220-Recreation Programs Total	\$173,695	\$40,382	\$33,030	\$7,352	22.26%	\$154,171	\$106,095	\$48,075	45.31%
350-Special Facilities									
5-Expenses									
51-Salaries & Wages	(\$78,841)	(\$6,157)	(\$5,663)	(\$494)	-8.72%	(\$59,367)	(\$52,596)	(\$6,772)	-12.87%
52-Contractual Services	(\$9,185)	(\$2,296)	(\$2,522)	\$226	8.96%	(\$6,889)	(\$7,567)	\$678	8.96%
53-Supplies	\$0								
54-Other Charges	(\$12,000)	(\$800)	(\$704)	(\$96)	-13.67%	(\$7,363)	(\$2,216)	(\$5,147)	-232.28%
57-Capital	\$0								
5-Expenses Total	(\$100,026)	(\$9,253)	(\$8,889)	(\$364)	-4.10%	(\$73,619)	(\$62,379)	(\$11,241)	-18.02%
350-Special Facilities Total	(\$100,026)	(\$9,253)	(\$8,889)	(\$364)	-4.10%	(\$73,619)	(\$62,379)	(\$11,241)	-18.02%
501-Cosley Zoo Operations									
4-Revenues									
42-Charges for Services	\$400,000	\$36,403	\$33,289	\$3,114	9.35%	\$311,828	\$280,077	\$31,751	11.34%
44-Rentals	\$55,000	\$9,253	\$9,394	(\$140)	-1.49%	\$57,579	\$52,859	\$4,720	8.93%
45-Product Sales	\$0	\$2	\$0	\$2	0.00%	\$12	\$0	\$12	0.00%
46-Grants & Donations	\$88,600	\$9,605	\$8,238	\$1,367	16.59%	\$68,307	\$63,135	\$5,172	8.19%
47-Misc. Income	\$0	\$510	\$25	\$485	1940.00%	\$1,233	\$529	\$705	133.21%
4-Revenues Total	\$543,600	\$55,773	\$50,945	\$4,828	9.48%	\$438,959	\$396,599	\$42,360	10.68%
5-Expenses									
51-Salaries & Wages	(\$964,587)	(\$73,200)	(\$68,892)	(\$4,308)	-6.25%	(\$672,545)	(\$596,429)	(\$76,116)	-12.76%
52-Contractual Services	(\$338,666)	(\$52,310)	(\$41,023)	(\$11,287)	-27.51%	(\$212,147)	(\$182,959)	(\$29,188)	-15.95%
53-Supplies	(\$233,465)	(\$36,293)	(\$8,740)	(\$27,553)	-315.26%	(\$134,423)	(\$103,650)	(\$30,773)	-29.69%
54-Other Charges	(\$64,472)	(\$1,670)	(\$2,249)	\$579	25.76%	(\$27,026)	(\$28,920)	\$1,895	6.55%
57-Capital	(\$1,230)	(\$308)	(\$545)	\$237	43.49%	(\$923)	(\$1,634)	\$711	43.51%
59-Transfers Out	(\$100,000)	(\$25,000)	(\$25,000)	\$0	0.00%	(\$75,000)	(\$75,000)	\$0	0.00%
5-Expenses Total	(\$1,702,421)	(\$188,780)	(\$146,448)	(\$42,332)	-28.91%	(\$1,122,063)	(\$988,592)	(\$133,471)	-13.50%
501-Cosley Zoo Operations Total	(\$1,158,821)	(\$133,007)	(\$95,503)	(\$37,504)	-39.27%	(\$683,103)	(\$591,993)	(\$91,111)	-15.39%
22-Cosley Zoo Total	(\$269,463)	\$255,509	\$229,535	\$25,974	11.32%	\$314,630	\$277,384	\$37,246	13.43%
60-Golf Fund									
000-Administration									



Row Labels	Full Year Budget	Sum of CY Month	Sum of LY Month	Month Variance	% Month Variance	Sum of Curr YTD	Sum of LY YTD	YTD Variance	% YTD Variance
<b>4-Revenues</b>									
41-Taxes	\$0	\$0	\$662,965	(\$662,965)	-100.00%	\$0	\$1,325,929	(\$1,325,929)	-100.00%
42-Charges for Services	\$0	\$0	\$0	\$0	0.00%	\$4,500	\$0	\$4,500	0.00%
46-Grants & Donations	\$0	\$0	\$0	\$0	0.00%	\$0	\$2,435	(\$2,435)	-100.02%
47-Misc. Income	\$3,000	\$165	\$237	(\$72)	-30.38%	\$17,156	\$27,780	(\$10,624)	-38.24%
48-Interest Income	\$15,000	\$3,780	\$2,031	\$1,749	86.10%	\$46,131	\$1,082	\$45,049	4163.49%
49-Transfers In	\$0								
<b>4-Revenues Total</b>	<b>\$18,000</b>	<b>\$3,945</b>	<b>\$665,233</b>	<b>(\$661,288)</b>	<b>-99.41%</b>	<b>\$67,787</b>	<b>\$1,357,226</b>	<b>(\$1,289,439)</b>	<b>-95.01%</b>
<b>5-Expenses</b>									
51-Salaries & Wages	(\$541,125)	(\$34,513)	(\$33,162)	(\$1,351)	-4.07%	(\$331,161)	(\$313,368)	(\$17,792)	-5.68%
52-Contractual Services	(\$535,728)	(\$59,545)	(\$43,894)	(\$15,651)	-35.66%	(\$353,799)	(\$339,271)	(\$14,529)	-4.28%
53-Supplies	(\$112,524)	(\$10,102)	(\$4,382)	(\$5,720)	-130.54%	(\$49,938)	(\$57,248)	\$7,310	12.77%
54-Other Charges	(\$150,543)	(\$7,005)	(\$4,304)	(\$2,700)	-62.74%	(\$78,009)	(\$72,723)	(\$5,286)	-7.27%
57-Capital	(\$115,572)	(\$15,006)	(\$192)	(\$14,813)	-7715.29%	(\$104,358)	(\$577)	(\$103,782)	-17986.44%
59-Transfers Out	(\$50,000)	(\$12,500)	(\$12,500)	\$0	0.00%	(\$37,500)	(\$37,500)	\$0	0.00%
<b>5-Expenses Total</b>	<b>(\$1,505,492)</b>	<b>(\$138,670)</b>	<b>(\$98,435)</b>	<b>(\$40,235)</b>	<b>-40.87%</b>	<b>(\$954,765)</b>	<b>(\$820,686)</b>	<b>(\$134,079)</b>	<b>-16.34%</b>
<b>000-Administration Total</b>	<b>(\$1,487,492)</b>	<b>(\$134,725)</b>	<b>\$566,798</b>	<b>(\$701,523)</b>	<b>-123.77%</b>	<b>(\$886,978)</b>	<b>\$536,540</b>	<b>(\$1,423,519)</b>	<b>-265.31%</b>
<b>101-Parks Maintenance</b>									
<b>5-Expenses</b>									
51-Salaries & Wages	(\$23,407)	(\$1,992)	(\$1,454)	(\$538)	-36.99%	(\$19,231)	(\$13,770)	(\$5,461)	-39.66%
52-Contractual Services	(\$7,057)	(\$1,470)	(\$1,083)	(\$387)	-35.71%	(\$5,418)	(\$3,963)	(\$1,455)	-36.70%
53-Supplies	(\$9,667)	\$0	\$0	\$0	0.00%	(\$9,667)	(\$2,232)	(\$7,435)	-333.11%
54-Other Charges	\$0								
57-Capital	\$0								
<b>5-Expenses Total</b>	<b>(\$40,130)</b>	<b>(\$3,462)</b>	<b>(\$2,537)</b>	<b>(\$925)</b>	<b>-36.44%</b>	<b>(\$34,315)</b>	<b>(\$19,965)</b>	<b>(\$14,351)</b>	<b>-71.88%</b>
<b>350-Special Facilities Total</b>	<b>\$0</b>								
<b>601-Golf Maintenance</b>									
<b>4-Revenues</b>									
46-Grants & Donations	\$0								
47-Misc. Income	\$0	\$0	\$0	\$0	0.00%	\$2,396	\$12,428	(\$10,032)	-80.72%
<b>4-Revenues Total</b>	<b>\$0</b>	<b>\$0</b>	<b>\$0</b>	<b>\$0</b>	<b>0.00%</b>	<b>\$2,396</b>	<b>\$12,428</b>	<b>(\$10,032)</b>	<b>-80.72%</b>
<b>5-Expenses</b>									
51-Salaries & Wages	(\$672,051)	(\$49,260)	(\$48,779)	(\$481)	-0.99%	(\$464,817)	(\$420,807)	(\$44,010)	-10.46%
52-Contractual Services	(\$191,252)	(\$29,963)	(\$21,209)	(\$8,755)	-41.28%	(\$130,160)	(\$97,485)	(\$32,675)	-33.52%
53-Supplies	(\$415,006)	(\$36,457)	(\$18,461)	(\$17,997)	-97.48%	(\$325,227)	(\$278,985)	(\$46,242)	-16.57%
54-Other Charges	(\$18,000)	(\$4,365)	\$0	(\$4,365)	0.00%	(\$19,856)	(\$17,874)	(\$1,983)	-11.09%
57-Capital	(\$150,216)	(\$11,004)	(\$128)	(\$10,876)	-8496.77%	(\$49,194)	(\$69,742)	\$20,548	29.46%
<b>5-Expenses Total</b>	<b>(\$1,446,525)</b>	<b>(\$131,050)</b>	<b>(\$88,577)</b>	<b>(\$42,473)</b>	<b>-47.95%</b>	<b>(\$989,255)</b>	<b>(\$884,893)</b>	<b>(\$104,362)</b>	<b>-11.79%</b>
<b>601-Golf Maintenance Total</b>	<b>(\$1,446,525)</b>	<b>(\$131,050)</b>	<b>(\$88,577)</b>	<b>(\$42,473)</b>	<b>-47.95%</b>	<b>(\$986,859)</b>	<b>(\$872,465)</b>	<b>(\$114,394)</b>	<b>-13.11%</b>
<b>611-Pro Shop/Golf Fees</b>									
<b>4-Revenues</b>									
42-Charges for Services	\$2,223,000	\$395,974	\$333,224	\$62,750	18.83%	\$2,425,555	\$2,158,328	\$267,227	12.38%
44-Rentals	\$564,750	\$111,985	\$93,972	\$18,014	19.17%	\$574,794	\$482,570	\$92,224	19.11%
45-Product Sales	\$142,000	\$30,547	\$26,991	\$3,557	13.18%	\$167,427	\$141,928	\$25,499	17.97%
46-Grants & Donations	\$0								
47-Misc. Income	\$0	\$34	\$34	\$0	0.00%	\$707	\$143	\$564	394.35%
<b>4-Revenues Total</b>	<b>\$2,929,750</b>	<b>\$538,541</b>	<b>\$454,220</b>	<b>\$84,321</b>	<b>18.56%</b>	<b>\$3,168,483</b>	<b>\$2,782,969</b>	<b>\$385,514</b>	<b>13.85%</b>
<b>5-Expenses</b>									
51-Salaries & Wages	(\$498,582)	(\$51,012)	(\$44,643)	(\$6,369)	-14.27%	(\$404,602)	(\$355,764)	(\$48,838)	-13.73%
52-Contractual Services	(\$243,392)	(\$35,700)	(\$35,833)	\$132	0.37%	(\$188,082)	(\$167,413)	(\$20,669)	-12.35%
53-Supplies	(\$134,439)	(\$36,824)	(\$29,335)	(\$7,489)	-25.53%	(\$128,294)	(\$137,772)	\$9,478	6.88%
54-Other Charges	(\$30,000)	(\$75)	(\$150)	\$75	50.00%	(\$9,604)	(\$5,470)	(\$4,134)	-75.58%
57-Capital	(\$85,119)	(\$125)	(\$29,592)	\$29,467	99.58%	(\$375)	(\$174,306)	\$173,931	99.78%
<b>5-Expenses Total</b>	<b>(\$991,532)</b>	<b>(\$123,736)</b>	<b>(\$139,553)</b>	<b>\$15,817</b>	<b>11.33%</b>	<b>(\$730,957)</b>	<b>(\$840,725)</b>	<b>\$109,768</b>	<b>13.06%</b>
<b>611-Pro Shop/Golf Fees Total</b>	<b>\$1,938,218</b>	<b>\$414,805</b>	<b>\$314,667</b>	<b>\$100,137</b>	<b>31.82%</b>	<b>\$2,437,526</b>	<b>\$1,942,244</b>	<b>\$495,282</b>	<b>25.50%</b>
<b>612-Food and Beverage</b>									
<b>4-Revenues</b>									
42-Charges for Services	\$240,000	\$60,692	\$65,832	(\$5,140)	-7.81%	\$328,721	\$310,948	\$17,773	5.72%
44-Rentals	\$300	\$142	(\$46)	\$188	408.26%	\$2,065	\$756	\$1,309	173.10%
45-Product Sales	\$5,910,000	\$595,890	\$621,502	(\$25,611)	-4.12%	\$4,111,189	\$3,799,361	\$311,827	8.21%
46-Grants & Donations	\$0								
47-Misc. Income	\$39,000	\$842	\$172	\$670	389.54%	\$15,663	\$20,999	(\$5,336)	-25.41%

Row Labels	Full Year Budget	Sum of CY Month	Sum of LY Month	Month Variance	% Month Variance	Sum of Curr YTD	Sum of LY YTD	YTD Variance	% YTD Variance
4-Revenues Total	\$6,189,300	\$657,566	\$687,460	(\$29,893)	-4.35%	\$4,457,638	\$4,132,064	\$325,574	7.88%
5-Expenses									
51-Salaries & Wages	(\$2,574,145)	(\$186,695)	(\$161,391)	(\$25,303)	-15.68%	(\$1,715,342)	(\$1,461,697)	(\$253,644)	-17.35%
52-Contractual Services	(\$877,302)	(\$110,508)	(\$103,731)	(\$6,777)	-6.53%	(\$618,789)	(\$531,892)	(\$86,897)	-16.34%
53-Supplies	(\$1,842,784)	(\$137,103)	(\$116,264)	(\$20,839)	-17.92%	(\$1,163,118)	(\$1,044,680)	(\$118,438)	-11.34%
54-Other Charges	(\$77,000)	(\$1,723)	(\$2,792)	\$1,069	38.30%	(\$50,458)	(\$42,290)	(\$8,168)	-19.31%
57-Capital	(\$62,812)	(\$453)	(\$769)	\$316	41.05%	(\$31,077)	(\$2,306)	(\$28,771)	-1247.65%
59-Transfers Out	\$0								
5-Expenses Total	(\$5,434,042)	(\$436,482)	(\$384,947)	(\$51,535)	-13.39%	(\$3,578,784)	(\$3,082,866)	(\$495,918)	-16.09%
<b>612-Food and Beverage Total</b>	<b>\$755,258</b>	<b>\$221,085</b>	<b>\$302,513</b>	<b>(\$81,428)</b>	<b>-26.92%</b>	<b>\$878,854</b>	<b>\$1,049,198</b>	<b>(\$170,344)</b>	<b>-16.24%</b>
<b>613-Cross Country Skiing</b>									
4-Revenues									
42-Charges for Services	\$20,000	\$0	\$0	\$0	0.00%	\$4,172	\$20,331	(\$16,159)	-79.48%
45-Product Sales	\$0								
4-Revenues Total	\$20,000	\$0	\$0	\$0	0.00%	\$4,172	\$20,331	(\$16,159)	-79.48%
5-Expenses									
51-Salaries & Wages	(\$5,000)	\$0	\$0	\$0	0.00%	(\$546)	(\$1,671)	\$1,125	67.32%
52-Contractual Services	(\$683)	(\$17)	(\$19)	\$3	14.42%	(\$195)	(\$515)	\$320	62.08%
53-Supplies	(\$5,000)								
57-Capital	\$0								
5-Expenses Total	(\$10,683)	(\$17)	(\$19)	\$3	14.42%	(\$741)	(\$2,186)	\$1,445	66.09%
<b>613-Cross Country Skiing Total</b>	<b>\$9,318</b>	<b>(\$17)</b>	<b>(\$19)</b>	<b>\$3</b>	<b>14.42%</b>	<b>\$3,431</b>	<b>\$18,145</b>	<b>(\$14,714)</b>	<b>-81.09%</b>
<b>60-Golf Fund Total</b>	<b>(\$271,355)</b>	<b>\$366,636</b>	<b>\$1,092,845</b>	<b>(\$726,209)</b>	<b>-66.45%</b>	<b>\$1,411,658</b>	<b>\$2,653,699</b>	<b>(\$1,242,040)</b>	<b>-46.80%</b>
<b>Grand Total</b>	<b>(\$5,748,930)</b>	<b>\$1,794,277</b>	<b>\$2,745,459</b>	<b>(\$951,182)</b>	<b>-34.65%</b>	<b>\$1,943,765</b>	<b>\$5,166,714</b>	<b>(\$3,222,949)</b>	<b>-62.38%</b>



PPF	Full Year Budget	Sum of CY Month	Sum of LY Month	Month Variance	% Month Variance	Sum of Curr YTD	Sum of LY YTD	YTD Variance	% YTD Variance
<b>4-Revenues</b>									
42-Charges for Services	\$545,000	\$34,766	\$28,415	\$6,350	22.35%	\$296,605	\$277,835	\$18,770	6.76%
44-Rentals	\$1,500	\$25	\$30	(\$5)	-16.53%	\$257	\$390	(\$132)	-33.92%
45-Product Sales	\$500	\$0	\$0	\$0	0.00%	\$0	\$37	(\$37)	-100.11%
47-Misc. Income	\$500								
<b>4-Revenues Total</b>	<b>\$547,500</b>	<b>\$34,791</b>	<b>\$28,445</b>	<b>\$6,346</b>	<b>22.31%</b>	<b>\$296,862</b>	<b>\$278,261</b>	<b>\$18,601</b>	<b>6.68%</b>
<b>5-Expenses</b>									
51-Salaries & Wages	(\$399,858)	(\$29,166)	(\$26,824)	(\$2,341)	-8.73%	(\$279,426)	(\$244,365)	(\$35,062)	-14.35%
52-Contractual Services	(\$50,793)	(\$5,484)	(\$8,909)	\$3,425	38.45%	(\$20,814)	(\$33,789)	\$12,975	38.40%
53-Supplies	(\$61,954)	(\$3,327)	(\$1,184)	(\$2,143)	-180.99%	(\$16,937)	(\$13,129)	(\$3,808)	-29.00%
54-Other Charges	(\$5,232)	(\$70)	\$0	(\$70)	0.00%	(\$3,061)	(\$1,350)	(\$1,712)	-126.79%
57-Capital	(\$360)	(\$90)	(\$160)	\$70	43.86%	(\$270)	(\$480)	\$211	43.86%
<b>5-Expenses Total</b>	<b>(\$518,197)</b>	<b>(\$38,137)</b>	<b>(\$37,078)</b>	<b>(\$1,059)</b>	<b>-2.86%</b>	<b>(\$320,509)</b>	<b>(\$293,113)</b>	<b>(\$27,396)</b>	<b>-9.35%</b>
<b>Grand Total</b>	<b>\$29,303</b>	<b>(\$3,346)</b>	<b>(\$8,632)</b>	<b>\$5,287</b>	<b>61.24%</b>	<b>(\$23,647)</b>	<b>(\$14,852)</b>	<b>(\$8,795)</b>	<b>-59.22%</b>

CAC	Full Year Budget	Sum of CY Month	Sum of LY Month	Month Variance	% Month Variance	Sum of Curr YTD	Sum of LY YTD	YTD Variance	% YTD Variance
<b>4-Revenues</b>									
42-Charges for Services	\$62,460	\$1,708	\$594	\$1,114	187.46%	\$63,328	\$52,182	\$11,146	21.36%
44-Rentals	\$95,000	\$4,118	\$750	\$3,368	449.10%	\$44,254	\$43,888	\$366	0.83%
45-Product Sales	\$75	\$0	\$5	(\$5)	-96.60%	\$101	\$285	(\$184)	-64.58%
<b>4-Revenues Total</b>	<b>\$157,535</b>	<b>\$5,826</b>	<b>\$1,349</b>	<b>\$4,477</b>	<b>331.87%</b>	<b>\$107,683</b>	<b>\$96,355</b>	<b>\$11,328</b>	<b>11.76%</b>
<b>5-Expenses</b>									
51-Salaries & Wages	(\$80,151)	(\$2,624)	(\$2,354)	(\$270)	-11.48%	(\$42,796)	(\$41,928)	(\$868)	-2.07%
52-Contractual Services	(\$145,697)	(\$8,201)	(\$5,050)	(\$3,151)	-62.39%	(\$78,437)	(\$71,016)	(\$7,421)	-10.45%
53-Supplies	(\$38,764)	(\$1,088)	(\$294)	(\$794)	-269.97%	(\$16,476)	(\$24,404)	\$7,928	32.49%
54-Other Charges	(\$500)	\$0	\$0	\$0	0.00%	\$0	(\$56)	\$56	99.55%
57-Capital	\$0								
<b>5-Expenses Total</b>	<b>(\$265,112)</b>	<b>(\$11,913)</b>	<b>(\$7,698)</b>	<b>(\$4,215)</b>	<b>-54.75%</b>	<b>(\$137,708)</b>	<b>(\$137,404)</b>	<b>(\$304)</b>	<b>-0.22%</b>
<b>Grand Total</b>	<b>(\$107,577)</b>	<b>(\$6,087)</b>	<b>(\$6,349)</b>	<b>\$262</b>	<b>4.13%</b>	<b>(\$30,025)</b>	<b>(\$41,049)</b>	<b>\$11,024</b>	<b>26.86%</b>



Special Events	Full Year Budget	Sum of CY Month	Sum of LY Month	Month Variance	% Month Variance	Sum of Curr YTD	Sum of LY YTD	YTD Variance	% YTD Variance
<b>1900-Special Events-Miscellaneous</b>									
4-Revenues	\$2,000	\$0	\$0	\$0	0.00%	\$7,750	\$10,074	(\$2,324)	-23.06%
5-Expenses	(\$12,500)	(\$1,025)	(\$4,134)	\$3,109	75.19%	(\$5,702)	(\$10,663)	\$4,961	46.53%
<b>1900-Special Events-Miscellaneous Total</b>	<b>(\$10,500)</b>	<b>(\$1,025)</b>	<b>(\$4,134)</b>	<b>\$3,109</b>	<b>75.19%</b>	<b>\$2,048</b>	<b>(\$590)</b>	<b>\$2,638</b>	<b>447.09%</b>
<b>1902-4th of July</b>									
4-Revenues	\$39,500	\$0	\$0	\$0	0.00%	\$39,140	\$39,510	(\$370)	-0.94%
5-Expenses	(\$52,400)	\$0	\$0	\$0	0.00%	(\$45,914)	(\$41,953)	(\$3,961)	-9.44%
<b>1902-4th of July Total</b>	<b>(\$12,900)</b>	<b>\$0</b>	<b>\$0</b>	<b>\$0</b>	<b>0.00%</b>	<b>(\$6,774)</b>	<b>(\$2,443)</b>	<b>(\$4,331)</b>	<b>-177.29%</b>
<b>1903-Ale Fest</b>									
4-Revenues	\$73,250	(\$47)	(\$149)	\$102	68.60%	\$55,449	\$79,029	(\$23,580)	-29.84%
5-Expenses	(\$76,000)	(\$3,973)	(\$2,239)	(\$1,734)	-77.45%	(\$45,899)	(\$40,433)	(\$5,466)	-13.52%
<b>1903-Ale Fest Total</b>	<b>(\$2,750)</b>	<b>(\$4,020)</b>	<b>(\$2,388)</b>	<b>(\$1,632)</b>	<b>-68.33%</b>	<b>\$9,550</b>	<b>\$38,596</b>	<b>(\$29,047)</b>	<b>-75.26%</b>
<b>1904-Memorial Park Events</b>									
4-Revenues	\$0	\$500	\$0	\$500	0.00%	\$1,000	\$1,000	\$0	0.00%
5-Expenses	(\$5,345)	\$0	(\$135)	\$135	100.00%	(\$3,758)	(\$4,817)	\$1,059	21.98%
<b>1904-Memorial Park Events Total</b>	<b>(\$5,345)</b>	<b>\$500</b>	<b>(\$135)</b>	<b>\$635</b>	<b>470.37%</b>	<b>(\$2,758)</b>	<b>(\$3,817)</b>	<b>\$1,059</b>	<b>27.74%</b>
<b>1905-Taste of Wheaton</b>									
4-Revenues	\$181,500	\$0	\$0	\$0	0.00%	\$184,979	\$181,546	\$3,434	1.89%
5-Expenses	(\$128,150)	(\$609)	(\$516)	(\$93)	-18.02%	(\$122,173)	(\$114,772)	(\$7,401)	-6.45%
<b>1905-Taste of Wheaton Total</b>	<b>\$53,350</b>	<b>(\$609)</b>	<b>(\$516)</b>	<b>(\$93)</b>	<b>-18.02%</b>	<b>\$62,806</b>	<b>\$66,773</b>	<b>(\$3,967)</b>	<b>-5.94%</b>
<b>1906-Summer Concerts</b>									
4-Revenues	\$169,000	\$24,427	\$24,494	(\$67)	-0.27%	\$222,702	\$180,561	\$42,141	23.34%
5-Expenses	(\$213,700)	(\$15,241)	(\$49,738)	\$34,497	69.36%	(\$139,935)	(\$161,840)	\$21,904	13.53%
<b>1906-Summer Concerts Total</b>	<b>(\$44,700)</b>	<b>\$9,186</b>	<b>(\$25,245)</b>	<b>\$34,431</b>	<b>136.39%</b>	<b>\$82,766</b>	<b>\$18,721</b>	<b>\$64,045</b>	<b>342.10%</b>
<b>1907-Shakespeare Event</b>									
4-Revenues	\$10,500	(\$136)	\$0	(\$136)	0.00%	\$16,701	\$8,500	\$8,201	96.48%
5-Expenses	(\$21,350)	(\$8,109)	(\$17,309)	\$9,200	53.15%	(\$17,930)	(\$17,709)	(\$221)	-1.25%
<b>1907-Shakespeare Event Total</b>	<b>(\$10,850)</b>	<b>(\$8,245)</b>	<b>(\$17,309)</b>	<b>\$9,064</b>	<b>52.37%</b>	<b>(\$1,229)</b>	<b>(\$9,209)</b>	<b>\$7,980</b>	<b>86.65%</b>
<b>1908-Fun Run Event</b>									
4-Revenues	\$67,500	\$0	\$0	\$0	0.00%	\$43,335	\$60,682	(\$17,347)	-28.59%
5-Expenses	(\$51,950)	\$0	\$0	\$0	0.00%	(\$19,716)	(\$52,516)	\$32,800	62.46%
<b>1908-Fun Run Event Total</b>	<b>\$15,550</b>	<b>\$0</b>	<b>\$0</b>	<b>\$0</b>	<b>0.00%</b>	<b>\$23,619</b>	<b>\$8,166</b>	<b>\$15,453</b>	<b>189.24%</b>
<b>1910-Light the Torch Run</b>									
4-Revenues	\$22,500	\$9,116	\$8,420	\$696	8.27%	\$25,074	\$15,905	\$9,169	57.65%
5-Expenses	(\$42,275)	(\$2,375)	(\$2,785)	\$410	14.73%	(\$3,427)	(\$3,465)	\$38	1.10%
<b>1910-Light the Torch Run Total</b>	<b>(\$19,775)</b>	<b>\$6,741</b>	<b>\$5,635</b>	<b>\$1,106</b>	<b>19.63%</b>	<b>\$21,647</b>	<b>\$12,440</b>	<b>\$9,207</b>	<b>74.01%</b>
<b>1925-Reindeer Run</b>									
4-Revenues	\$47,000	\$570	\$130	\$440	338.46%	\$12,193	\$11,714	\$479	4.09%
5-Expenses	(\$25,500)	\$0	\$0	\$0	0.00%	(\$779)	(\$380)	(\$399)	-105.03%
<b>1925-Reindeer Run Total</b>	<b>\$21,500</b>	<b>\$570</b>	<b>\$130</b>	<b>\$440</b>	<b>338.46%</b>	<b>\$11,414</b>	<b>\$11,333</b>	<b>\$80</b>	<b>0.71%</b>
<b>Grand Total</b>	<b>(\$16,420)</b>	<b>\$3,099</b>	<b>(\$43,961)</b>	<b>\$47,060</b>	<b>107.05%</b>	<b>\$203,088</b>	<b>\$139,973</b>	<b>\$63,116</b>	<b>45.09%</b>

**TO:** Michael Benard, Executive Director

**FROM:** Daniel Novak, Director of Athletics & Facilities  
Adam Lewandowski, Superintendent of Athletic Programs & Facilities

**RE:** Athletics & Facilities Board Report



**DATE:** October 4, 2023

---

- **Professional Development**

- Cody Nelson became a Certified Park and Recreation Professional (CPRP) through the National Recreation and Park Association. The Certified Park and Recreation Professional (CPRP) certification is the national standard for all parks and recreation professionals who want to be at the forefront of their profession.

- **Fall In-House Soccer**

- 2023 Fall Soccer registrations are complete. Registration ended with 1,234 participants enrolled bringing in \$107,320.00 in registration fees. 2022 Fall registration ended with 1,094 participants bringing in \$90,568.00 in registration fees. The season will wrap up with the last set of games on October 7.

- **Travel Soccer**

- Wheaton United SC teams started their fall season in early August. Teams have already had great success with all 45 teams and over 650 players wrapping up their fall season at the end of October.

- **Baseball/Softball**

- Fall in-house baseball/softball practices began August 7 and games started August 12. The season will wrap up on October 14. Currently there are 248 3<sup>rd</sup>-8<sup>th</sup> grade participants registered bringing in \$39,649.00 in registration fees.

<u>Year</u>	<u># of Participants</u>	<u>Wheaton Teams</u>	<u>Revenue from our Participants</u>	<u>Outside Community Teams</u>
2016	149	13	\$16,499	6
2017	163	14	\$16,734	10
2018	231	18	\$26,425	11
2019	247	21	\$28,811.66	17
2021 (COVID – K-8 <sup>th</sup> Leagues)	294	23	\$38,570.00	13
2022	248	20	\$35,470.00	20
2023	248	22	\$39,649.00	17

- The Warriors Travel Baseball and Wildcats Travel Softball wrapped up their tryouts for forming their 2024 teams. These tryouts brought out over 300 participants combined. The Warriors Travel Baseball program will have 12 total teams, while the Wildcats Travel Softball program will have 6 total teams.

- **Rams Football**
  - Rams Football began their season on August 31 and are currently 5 weeks into the 9-week season. Currently our teams have a combined record of 49-55-2 with 6 out of 14 teams with a .500 or better record. One Rams team, 9u Silver, is currently undefeated with a 5-0 record.
- **Rams Cheerleading**
  - Cheerleading is in full swing with three teams who participated in their first competition over the weekend on September 23 at NIU, and 2 of them earning state bids. Spirit Spectacular will be taking place on Sunday, October 29 at Wheaton North High School. All teams Kindergarten – 8th grade will be participating at the event, with both WNHS and WWSH Cheer squads invited to participate.
- **Tennis**
  - Tennis Fall registration is complete. The current numbers for this Fall session are 33 participants, bringing in \$6,750.00 in registration fees. 2022 Fall had 33 participants, with \$4,080.00 brought in for registration fees.
- **Hot Shots**
  - Hot Shots is a company who runs our youth athletic classes for ages 2+. In Summer 2022 gross revenue came out to \$15,965.00 with a total participation of 213. Summer 2023 gross revenue is \$32,362.46 with a total participation of 445. This is an increase of \$16,397.46 in gross revenue and participation increase of 232. This increase can be attributed to additional class offerings, higher average of participants per class, and taking over implementing our flag football camps.
- **Travel Basketball**

	2022	# of Teams	2023	# of Teams	Participant % Change
3 <sup>rd</sup> Vipers	20	2	30	3	50%
4 <sup>th</sup> Vipers	18	2	30	3	66.67%
5 <sup>th</sup> Vipers	27	3	20	2	-25.93%
6 <sup>th</sup> Vipers	33	4	29	3	-12.12%
6 <sup>th</sup> Thunder	19	2	10	1	-47.37%
7 <sup>th</sup> Thunder	-	-	10	1	-
7 <sup>th</sup> Wheaton North	12	1	25	3	108.33%
7 <sup>th</sup> Wheaton South	9	1	10	1	11.11%
8 <sup>th</sup> Wheaton North	16	2	10	1	-37.50%
8 <sup>th</sup> Wheaton South	-	-	7	1	-
<b>Total</b>	154	17	181	19	17.53%

- In House Basketball Boys as of 9/28/2023

	2022	# of Teams	2023	# of Teams	Participant % Change
<b>Kindergarten</b>	109	11	109	11	-
<b>1<sup>ST</sup> Boys</b>	128	13	137	14	7.03%
<b>2<sup>nd</sup> Boys</b>	112	13	133	14	18.75%
<b>3<sup>rd</sup> Boys</b>	133	14	85	9	-36.09%
<b>4<sup>th</sup> Boys</b>	74	9	84	9	14.86%
<b>5<sup>th</sup> Boys</b>	59	6	48	5	38.98%
<b>6<sup>th</sup> Boys</b>			34	4	
<b>7<sup>th</sup> Boys</b>	28	3	11	1	-28.57%
<b>8<sup>th</sup> Boys</b>			9	1	
<b>Total</b>	643	69	650	68	1.09%

- In House Basketball Girls as of 9/28/2023

	2022	# of Teams	2023	# of Teams	Participant % Change
<b>1<sup>ST</sup> Girls</b>	116	13	44	5	-0.86%
<b>2<sup>nd</sup> Girls</b>			71	8	
<b>3<sup>rd</sup> Girls</b>	103	11	53	6	3.88%
<b>4<sup>th</sup> Girls</b>			54	6	
<b>5<sup>th</sup> Girls</b>	39	4	22	3	-11.63%
<b>6<sup>th</sup> Girls</b>			7	1	
<b>7<sup>th</sup> Girls</b>	0	0	7	1	
<b>8<sup>th</sup> Girls</b>			2	0	
<b>Total</b>	255	28	260	30	1.96%



- **Central Athletic Complex**

- The Central Athletic Complex is currently hosting cheerleading Monday-Friday, basketball rentals, Jiu-Jitsu programming, open gyms, and numerous batting cage and birthday party rentals.

Usage Hours for August			
Categories	2022	2023	Change %
Paying Renters	20.00	38.83	94.2%
Complimentary	40.00	0.00	0.0%
WPD Programs	433.00	509.58	17.7%
WPD training	0.00	0.00	0.0%
<b>TOTAL</b>	<b>493.00</b>	<b>548.41</b>	<b>11.2%</b>
Total Rental Revenue			
Month	2022	2023	Change %
January	\$3,820.00	\$5,755.00	34%
February	\$12,517.00	\$3,642.25	-244%
March	\$11,321.75	\$8,063.00	-40%
April	\$14,228.00	\$9,778.50	-46%
May	\$12,240.00	\$9,120.50	-34%
June	\$2,409.50	\$7,870.69	69%
July	\$2,201.00	\$2,862.00	23%
August	\$2,186.50	\$3,264.00	33%
<b>TOTAL</b>	<b>\$60,923.75</b>	<b>\$50,355.94</b>	<b>-21%</b>
YTD Total Usage Hours			
Categories	2022	2023	Change %
Paying Renters	1,047.50	956.85	-8.7%
Complimentary	41.00	0.00	100.0%
WPD Programs	3,470.50	4,474.60	28.9%
WPD training	0.00	0.00	0.0%
<b>TOTAL</b>	<b>4,559.00</b>	<b>5,431.45</b>	<b>19.1%</b>

- **Parks Plus Fitness**

Month	Jan. 2023	Feb. 2023	Mar. 2023	Apr. 2023	May 2023	June 2023	July 2023	Aug. 2023	Sept. 2023
Current Week Pass	0	0	2	2	1	1	0	2	2
Monthly EFT	379	388	395	390	396	378	377	365	352
1-Month	61	20	25	13	20	20	25	12	17
3-Month	23	25	28	25	71	82	85	39	23
Annual (No Flex or M/M)	358	376	384	406	408	394	392	433	425
Medicare/Medicaid	340	396	447	479	508	523	547	571	589
Personal Training w/ Membership	61	69	73	69	73	71	71	79	76
Misc. Memberships (Punch Passes & Kidz Kingdom Related)	126	115	102	133	140	146	143	157	157
Flex	76	81	78	77	79	85	90	85	87
Premier GF	12	13	12	12	11	11	9	8	8
<b>TOTAL</b>	<b>1,436</b>	<b>1,483</b>	<b>1,546</b>	<b>1,606</b>	<b>1,707</b>	<b>1,711</b>	<b>1,739</b>	<b>1,751</b>	<b>1,736</b>

- The total amount of paying members PPFC currently holds is 1,736.
  - 13 Members are currently on suspension – down 4 from last month.
- The total number of visits currently sits at 4,358 total visits for the month of September.
- Net membership from this month grossed \$13,226.00.
- Total gross from this month amounted to \$18,958.75 (This includes August insurance-based memberships)
  - \$10.00 From ClassPass
  - \$100.75 From ASHF (Active/Silver & Fit) (Up \$29.50 from last month)
  - \$2112.00 from Healthy Contributions (Renew Active) (Up \$1,725.00 from last month)
  - \$3,510.00 from Tivity (Silver Sneakers)
  - \$5,732.75 Total (Up \$1,657.25 from last month)
- Classes
  - Neurological Group Fitness classes started with our instructors Brian Houzenga, Denise Dimpfl, and Caroline Colley. There will be 3 classes a week taking place on Tuesdays, Wednesdays, and Thursdays. So far, 9 participants have signed up.
  - Fall Karate has 51 participants currently signed up.
  - Fall TaeKwonDo has 19 participants currently signed up.
  - Fall Kung Fu/Tai Chi has 70 participants currently signed up.
  - Fall Kendo has 6 participants currently signed up.
  - Fall Self-Defense has 2 participants currently signed up.

- **Aquatics**

- Rice Pool is being prepared for Halloween Happening events scheduled for October.
- CPR classes for staff over the fall and winter are currently being scheduled. All staff are required to attend CPR and First Aid training annually and are taught internally by instructors on staff.
- 2023 Aquatics Season officially closed on Labor Day, September 4<sup>th</sup>, with Northside Pool officially closing on August 13<sup>th</sup> and Rice Pool running postseason hours on weekends until Labor Day. Both aquatics facilities completed a safe and enjoyable season serving the community and offering a refreshing option for summer recreation.
- Swim Lessons at both Pools ended on August 4<sup>th</sup>. These were very well attended and only experienced 1 storm day during the entire season (incidentally in August). There was significant interest in private swim lessons from the community in 2023 and ended August 11<sup>th</sup>.
- Exceptionally hot weekends during August 19<sup>th</sup> and 20<sup>th</sup>, and Labor Day weekend led to a strong finish for Rice Pool this season.
- Staff will present the 2023 Aquatics Annual Report at the October Board Meeting.
  - **Pool Attendance**
    - Rice: 85,106 patrons
      - *Increase of 2,804*
    - Northside: 34,523 patrons
      - *Increase of 390*
    - Combined Total: 119,629 patrons
      - *Increase of 3,194*
  - **Pool Pass Revenue: Increase of \$15,738**
    - 2023 Season End \$534,502
    - 2022 Season End: \$518,764
  - **Guest Pass Revenue: Increase of \$5,054**
    - 2023 Season End: \$16,872
      - Rice: \$11,455
      - Northside: \$5,417
    - 2022 Season End: \$11,533
      - Rice: \$7,422
      - Northside: \$4,111
  - **Daily Admission Revenue: Increase of \$25,659**
    - 2023 Season End: \$253,550
      - Rice: \$221,021
      - Northside: \$31,929
    - 2022 Season End: \$208,517
      - Rice: \$179,812
      - Northside: \$28,708
  - **Swim Lesson Revenue: Increase of \$20,750**
    - 2023: Season End: \$141,291
    - 2022: Season End: \$120,541

**TO:** Mike Benard, Executive Director  
**FROM:** Rob Sperl, Director of Parks & Planning  
**DATE:** October 5, 2023  
**SUBJECT:** Board Report, October

---

### **Administration/Overall Department**

- Park Permitting – Thirty-five reservations were held in September including four reservations at the new four Sensory Playground picnic Area. Twenty-five Park reservations are reserved for future dates including five Sensory Playground reservations.
- Commemorative Program – One existing tree was commemorated in September.
- Two submittals were made to the PDRMA recognition grant program – one for front desk headsets and one for outdoor AED advertising signs.
- Our OSLAD grant application was submitted for improvements at Graf Park.
- The city held a ceremony for 9/11 at Memorial Park in the bandshell.
- Stop the Bleed and A.L.I.C.E. training was held at the Park Services Center.
- Staff attended city council meetings to approve the addition of two light poles at Central Park on field 31.
- Four Wheaton North HS environmental education classes toured the Northside Park renovations. This is done annually although it is typically only one or two classes.

### **Planning**

- Work on the Cosley station deck, entrance fence and timber walls were all completed.
- Demolition of the Parks Plus Fitness Center space in the lower level of the Community Center was completed and new utilities are being installed.
- The Community Center parking lot is entering the final phase of construction, which includes the underground stormwater storage vault.
- Cart path repairs and sealcoating the parking lot at Arrowhead was completed.
- Work on the Mary Lubko roof has been slowed by rain.
- Our consultant began the ADA assessment of our facilities.

### **Parks & Buildings Operations**

- Hurley Gardens- completed the stonework on the fountain base, finished siding, fascia, and trim work on the electrical shed. Finished conduit and electrical panel installation.

- Graf main football field scoreboard was inspected for slow time clock. Traced the problem down to a broken antenna on the controller that was missing. We ordered and replaced the part.
- Emergency electrical conduit repairs at the CC where the concrete contractor hit 4 electrical lines. A new conduit was placed, and new wire ran to restore electrical service to exterior lights, and parking lot lighting.
- Take down all electrical feeds and lighting put in place for the Concert Series. Close down Bandshell and make ready for Winter shut down.
- Installed an indoor power supply for the Museum general contractor in the great room upstairs and added an exterior spider box to supply power for a welding unit. Removed electrical lines running through cabinets in the great room and removed attic wiring and an attic fan for contractor access.
- Worked on diagnosing a problem with the Musco lights at Central Athletic Center. Found the main transformer is burnt and 3 contactors in the control panel were also burnt out.
- The sport field lighting at Graf Park main football field had four bulbs replaced on the 60' poles by staff.
- Two sport light bulbs were replaced on the Central pickleball courts.
- Re-set all GFCI on the Lori Most overpass and check all lights for operation.
- Made repairs to the Nature play playground at Lincoln Marsh, replaced two shelves and brackets, replaced two windowsills, removed all graffiti in the playhouse, and repaired the pebble harp.
- Performed Building inspections and repairs for the month of September.
- Performed storm sewer cleaning and inspection for the month of September.
- Repaired 50 feet of chain-link fence along the east side of Graf Park. New fabric, reassemble top and bottom rails, stretch new fabric, and secure with new ties.
- Set up electrical needs for the Oktoberfest and Night Run.
- Repaired all benches on the floating docks at Lincoln Marsh, installed new hardware with lock tight.
- Repaired a valve leak in the sprinkler system at Toohey Park that was pooling on the basement floor.

### **Projects and Special Events**

- Work began on the demolition and new installation of Hoffman Playground. Installation of the 2-5 and 5-12-year-old set is in progress. A concrete curb was poured around perimeter. Installed drain tile and hauled gravel.
- Hurley Gardens fountain demolition and installation of new fountain began.

- Octoberfest and the 5k Light the Torch events were set up, staffed, and taken down.
- Halloween Happening set up is in progress.
- Work orders for signs and banners. Cosley Zoo, Lincoln Marsh and Special Events were completed.

### **Horticulture, Turf & Natural Resources**

- A great deal of focus was spent on turfgrass repairs in September. Staff aerated, overseeded, top-dressed, and fertilized turf areas in need of attention. Parks that received attention include Danada South, Arboretum Mews, Lincoln Marsh, Rathje, and Northside.
- The Arboretum Mews landscape renovation project continues. Invasive species were removed from the property line, dead trees/shrubs were removed, new shrub beds were mulched, and turf areas have been leveled and overseeded. New trees and shrubs have been ordered and will be installed toward the end of October.
- Trees and shrubs have been ordered for fall planting. Northside, Arboretum Mews, and Hoffman (near the new playground) will be getting new plant material. A commemorative tree will be planted at 7 Gables Park as well.
- Trim crews continue mowing, trimming, and weeding parks on both sides of town.
- The mowing crew continues the weekly routine of cutting grass throughout the parks.
- Stripping of the soccer, football and lacrosse fields continues a weekly basis.
- Ballfields are groomed per the schedule daily.
- Staff assist with weekly garbage pick-up throughout the parks.
- Staff continues to water the annuals and all newly planted trees and shrubs.
- Staff assisted with the set up and staffing for the night run and October fest.

### **Conservation**

- In preparation for firewood distribution to open, crew spent time splitting logs.
- Trail and path maintenance continues at Lincoln Marsh.
- Conservation team assisted with both Hoffman playground and Hurley Garden fountain construction.
- The conservation manager taught prairie ecology and land stewardship for the 8<sup>th</sup> grade biology class at Edison School.



**Fleet Mechanics**

- We received the new Cosley Zoo John Deer gator. Mechanics have prepared the for service and trained staff the vehicle it is now in service.
- Park Services Center yearly inspection on the gas detection system was inspected and calibrated.
- Mechanics have begun preparing plow trucks and blades for the upcoming season.
- Mowers are being prepared with mulching blades and baffles for the Fall season.



**TO: Mike Benard, Executive Director**  
**FROM: Vicki Beyer, Director of Recreation**  
**Jamie Martinson, Superintendent of Recreation Programs**  
**RE: Recreation Department Board Report**  
**DATE: October 25, 2023**

---

### **Recreation Department- General**

- Rec Trac Academy software training session focusing on *Global Sales* functionality was offered on Tuesday September 19. Rick Napier, Registrar/Software Specialist instructed the session, attended by twenty staff members.
- Staff are preparing for the annual Halloween Happening event scheduled for Friday October 13 5:30-7:30P at the Community Center, Rice Pool bathhouse and Rice Pool parking lot. Activities include carnival games, bounce house, airbrush tattoos, trunk or treat, trick, or treat trail, concessions and more! New this year are the VIP Fun Pass, providing 30-minute early access to the event and *Savory Crust Gourmet Empanadas* food truck serving up delicious treats!
- The 2023 All Staff Meeting and Service Awards are scheduled for Thursday November 16 2P at Arrowhead Golf Club.
- Slips, Trips & Falls facility assessments are underway as the 2023 PDRMA Risk Management Review task. A Subcommittee has been formed with facility representatives to complete the safety initiative.
- Staff are beginning preparations for upcoming fall and winter events including Mom/Son Bingo, Pizza with Santa, and Ice-A-Palooza.

### **Preschool & Camps- Jamie Martinson**

- Toohey Park early childhood programs began in September with over 70 children enrolled.
- Wide Horizons Preschool Program began on September 5 & 6. We welcomed three new teachers to our team- Miss Kelly, Miss Chrissy, and Miss Jessica.
- Staff completed detailed summer camp action plans based on parent feedback with ideas for program improvement in 2024. Overall, our camps exceeded expectations with comments such as:
  - "The teachers are phenomenal; the program was perfect and age relevant. My child had so much fun. Thank you WPD for making our summers the best!"
  - "My daughter couldn't have had a better summer. She can't wait to go back next summer."
  - "I am a [Camp Illini] Alumni myself and was SO excited to have my daughter in this program. I really appreciate that the kids are allowed to canoe. My daughter LOVED her experience there and wants to go back."

### **Creative & Performing Arts- Chad Shingler**

- Instructed CPR/First Aid/AED certification for Community Center front desk service staff.
- Began attending CPRP preparation courses in anticipation of completing the CPRP exam by end of 2023.
- Fall dance classes began with 93 participants, an increase of **+9.6%** from 2022.
- New theater programs began in September, including a Dr. Seuss Jr. Storytelling program
- Magic classes began in September with a **+35%** increase from fall of 2022.

### **Mary Lubko Center- Megann Panek**

- Construction began on the Mary Lubko Center roof replacement on Thursday, September 14. Several of our classes have been moved to the Community Center to avoid the additional noise in the building. The building has also been closed for a few days due to work over our main entrance.
- Our Silvertones and Beyond Glee choruses both resumed rehearsals in September after their summer break. Each of the groups has higher registrations than the previous year.
- An extended travel preview was held on Monday, September 25 to promote our 2024 tours with Collette Tours and Mayflower Cruises & Tours. Each company had a tour representative onsite to discuss upcoming offerings and answer any questions.
- Sixteen patrons departed for sunny Portugal with Collette Tours on Tuesday, September 26.
- The following day trips were held in September:
  - Buffalos, Bakeries and Bears, Oh My! – 27 (this trip was rescheduled from 8/24 because of the excessive heat warnings)
  - Chicago Architecture River Cruise – 56 (sold out)
  - Ring of Fire at Drury Lane – 34 (sold out)

### **Lincoln Marsh/Green Team- Terra Johnson, Deb Ditchman**

- Lincoln Marsh staff presented 70 outdoor education programs to 956 participants in September. These numbers include:
  - 14 environmental education programs presented to 213 participants.
  - 56 challenge course programs presented to 743 participants which is a 22% increase from last year in September.
- Fall Play Date was held at the Prairie Patch Play area with over 30 people in attendance
- Lincoln Marsh Program Manager, Superintendent of Recreation Programs and Superintendent of Parks conducted a seasonal trail walkthrough to discuss short term and long-term goals of the Lincoln Marsh property.

- Outdoor Education Supervisor and Lincoln Marsh Program Assistant attended onsite Inspection training of the Challenge Course with Experiential Systems, Inc.

### **Customer Service, Gracie Aviles & Lyn Havelka**

#### **Daytime Community Center Manager- Gracie Aviles**

- Daily cash balancing
- Completed Employee Performance Evaluations.
- Attended RecTrac Academy on 9/19
- Merged/deleted RecTrac Households as needed.
- Added/removed F.T. & IMRF benefits as requested per H.R.
- Revised & corrected newly created HH accounts to match our Resident & Non-resident status.
- Attended the Health & Wellness Committee: Yoga, Meditation and Lunch in the Park.
- With the front desk staff assistance: created standard, uniform signage for the Community Center.
- Signed up to (online): Top 5 Ways to Work with PDF using Acrobat.

#### **Evening/Weekend Community Center Manager- Lyn Havelka**

- Covered Facility Reservations and scheduling for three weeks during absence of Facility Scheduling Coordinator,
- Completed Employee Performance Evaluations
- Attended RecTrac Academy: Global Sales
- Decorated front desk windows promoting Halloween Happening
- Merge/printed monthly installment billing labels for Wide Horizons
- Updated front desk staff schedules
- Inventoried and placed paper order for Community Center
- Preparation for VALUES event: Jack-O-Lantern Jubilee to be held October 26

### **Registration/Software- Rick Napier**

- Waitlist accommodations – Registrants were transferred from a waitlist to class rosters. Email confirmation receipts as well as courtesy calls were placed.
- Wide Horizon's 2023/24 – The third of nine invoices due on 10/1 have been processed and sent.
- Continued activating, updating, and creating programs for the Winter season.
- Ran Service Item Sales History Report by Item Questions and GL Distribution Report for Athletic Manager to determine Football Sponsorship question answers and amounts.
- Pulled Leisureship Program information from the past 5 years for Superintendent of Planning to determine Graf Park usage by Leisureship Program recipients.
- Reached out to representatives of other area park districts to discuss messaging with regard to refunding in PayTrac.
- Exported winter programs to Marketing Department for Winter Program Guide

- Created new POS Service Item code for Carnival Ride Sheets for Cosley Zoo
- Made pricing default for Carnival Rides (individual) and sheets for Cosley Zoo POS
- Deleted Foundations Donation button in Cosley Admissions POS
- Facilitated New Hire Orientation at AGC on 9/20/23.
- 

### **September Leisureship update**

- 47 families have been assisted in the current fiscal year.
- 50 families had been assisted in the previous fiscal year.
- 6% decrease in families requesting assistance in 2023 vs. 2022.

### **September Refund Summary**

- 360 refunds processed.
- 307 refunds were processed in the same month previous fiscal year.
- 17.26% increase in refunds processed.
  - Total refunds: \$33,648.66 vs. \$25,408.20 in 2022 (32.43% increase in fees refunded)
  - Check refunds: \$528.25
  - Household credits: \$15,372.75
  - Credit cards: \$17,747.66
  - Administrative/service fees: \$354.25

### **Activity Registration Summary for August**

- Total registrations: 1742
- Fees processed: \$245,641.25
- Web registration: 1159
- Web percent: 66.53%
- Walk-in registration: 583
- Walk-in percent: 33.47%
- Resident registration: 1402
- Non-Resident registration: 340

**TO: Mike Benard, Executive Director**  
**FROM: Andy Bendy, Director of Special Facilities**  
**RE: October 25, 2023, Board Report**

**Cosley Zoo – Susan Wahlgren, Zoo Director**

**Revenue Activities**

**Admissions:**

- A total of 94,469 people visited the zoo through the end of September (11,521 in September) compared to 87,241 during the same timeframe in 2022 (10,998 in September).

Month	2023 Revenue	2023 Avg./Day	2022 Revenue	2022 Avg./Day
January	\$ 3,847	\$ 128.23	\$ 2,967	\$ 98.90
February	\$ 8,797	\$ 314.18	\$ 5,277	\$ 188.46
March	\$ 12,938	\$ 417.36	\$ 23,198	\$ 748.32
April	\$ 32,237	\$ 1,074.57	\$ 26,931	\$ 897.70
May	\$ 54,546	\$ 1,759.56	\$ 40,262	\$ 1,293.75
June	\$ 51,547	\$ 1,718.23	\$ 47,776	\$ 1,592.53
July	\$ 58,242	\$ 1,878.76	\$ 53,954	\$ 1,740.45
August	\$ 51,344	\$ 1,656.26	\$ 46,803	\$ 1,509.77
September	\$ 36,088	\$ 1,202.95	\$ 32,172	\$ 1,072.39
<b>Total</b>	<b>\$309,586</b>	<b>\$ 1,138.18</b>	<b>\$279,340</b>	<b>\$ 1,026.99</b>

**General Revenue/Fundraising:**

- The zoo received September operational donations of \$8,239. This brings the 2023 donation total to \$64,889 (not including donations made to the Cosley Foundation).
- In September public duck and chicken feeding opportunities earned \$3,350, bringing 2023 total revenue to \$24,167. Public feedings will continue through mid-October.
- The gift shop and concessions operations continue to do well, having earned gross revenue of \$176,091 as of the end of September, compared to \$173,535 in 2022.

**Education Programs and Activities:**

- Program and facility rental income continues to be strong, earning gross revenue of \$213,417 through the end of September. This compares very favorably to 2022 when revenues totaled \$164,064.
- A total of 51 teens enrolled in the new year of Junior Zookeepers took part in orientation sessions during the month of September.
- The zoo hosted a wedding on September 9. More than 100 guests enjoyed the special ceremony and reception, complete with a visit from some animals.
- The education staff is once again partnering with Wheaton College to offer hands-on positive reinforcement training experience as part of a psychology class. The students will be coming to the zoo on a regular basis through mid-December to train their assigned chickens.
- Cosley Zoo hosted the popular Cosley Zoo Uncorked wine tasting event on September 21. Despite the threat of inclement weather, 400 guests enjoyed an evening tasting more than 50 wines, eating good food, and hearing live entertainment.



## Total Programs –September

Type of Program	2023 Number of programs	2023 Number of participants	2022 Number of programs	2022 Number of participants
Outreach	5	110	8	306
Guest Engagement	135	4,138	85	3,407
Camps	0	0	0	0
Teen programs	4	29	4	28
School programs	37	887	21	544
Scout programs	4	56	1	19
Family programs	5	127	3	57
Special Events	1	399	2	397
Rentals	13	645	11	486
<b>Total</b>	<b>204</b>	<b>6,391</b>	<b>135</b>	<b>5,244</b>

## Virtual VS. On-Site – September

	Number of Programs	Number of Participants
On-site In-person	185	5,634
Off-site In-person	5	110
Virtual	1	2
<b>Total</b>	<b>191</b>	<b>5,746</b>

(On-site includes JZs, Bookworms, Family Enrichment Workshop, School; Virtual includes JZs, Prerecorded ZTY, Volunteer Open House)

## Total Programs – Year-to-Date

Type of Program	2023 Programs	2023 Participants	2022 Programs	2022 Participants
Outreach	118	3,881	113	3,360
Guest Engagement	1,124	39,700	503	26,846
Camps	7	99	8	130
Teen Programs	81	500	68	359
School programs	179	4,414	124	2,903
Scout programs	16	255	8	127
Individual/Family programs	38	769	40	540
Special Events	11	1,918	9	1,323
Rentals	85	4,010	77	3,551
<b>Total</b>	<b>1,659</b>	<b>55,546</b>	<b>950</b>	<b>39,139</b>

## General Activities:

- Full-time Assistant Operations Manager, Nate Teske made the decision to accept the open Assistant Mechanic position at the Parks Department. The staff is currently finalizing the hire of a replacement for this open position.
- Education Supervisor, Jackie Karnstedt and Lead Zookeeper & Animal Welfare Coordinator, Heather Christophe traveled to Columbus, OH to attend the AZA annual conference. Jackie and Heather joined 3,000 other attendees in taking part in exciting activities, networking with peers, and learning from a wide variety of educational sessions.

- In September, contractor, Best Way began replacing timber walls outside the deer holding building, behind wildlife holding buildings and inside the raptor habitats. The work will be completed in October.
- Zookeeper Amanda Rensch attended the American Association of Zookeepers annual conference in Akron, OH. She enjoyed many educational sessions including one on using technology in animal enrichment, and another on stopping burnout and compassion fatigue before it starts.
- The zoo held an afterhours staff only stream clean-up on September 6. Several staff members joined in the effort to collect and remove trash out of Winfield Creek.
- Education and Guest Experiences Manager, Tami Romejko represented the zoo in a Facebook Live interview conducted by NCTV17. The video promoted the zoo and the upcoming Pumpkin Fest.
- Animal care staff hosted several employees from the Cook County Forest Preserve District who were seeking information about animal training.
- Pumpkins and produce were ordered and received with sales beginning on September 28.

### **Arrowhead Food and Beverage** **Food and Beverage Director Sean Curry**

#### **Banquets**

- In September, the banquets team held 67 events.
  - 7 wedding receptions were hosted in the Grand Ballroom with 5 ceremonies held on site.
  - 10 restaurants events were booked for the Champion's Room.
- The team hosted 5 large golf outings and 13 smaller outings that hosted a reception after their rounds.
- Here is a positive review from an event host:

*"I just wanted to thank you and your staff at Arrowhead for the wonderful attention and service for the baby shower I held for my daughter in law Annette yesterday! Ben, who oversaw my party, was simply amazing! Very cordial and eager to help me in any way possible. His assistant, Destiny, was also wonderful! The food was delicious, and everything ran so smoothly. It was truly a great experience from start to finish."*

#### **Restaurant**

- In September, Arrowhead Restaurant welcomed 6,531 guests.
- Chef Jon and his kitchen staff have created weekly specials for lunch and dinner. They featured Grilled Chicken Sandwich with Tequila-Lime Marinated Chicken, Seared Scallops, Torta Ahogada, and a Grilled Ribeye.
- The Oktoberfest menu ran in the restaurant from September 14-October 1. The food was as popular as ever. It menu featured Potato Pancakes, Grilled bratwurst, and Chicken Jager schnitzel. Guests also enjoyed local Oktoberfest beers like Bells, Revolution and Sam Adams.
- Here are some nice reviews guests left on OpenTable:

*"Food was good (bratwurst and salmon and sweet potato fries for Oktoberfest), and service was attentive."*

*"We just love sitting out on the patio-it's beautiful! Kelly was our server-such a sweetheart and a hard worker. We really enjoyed the chicken Oktoberfest special-delicious."*

**Arrowhead Golf Club**  
**Director of Golf Operations Bruce Stoller**

- The average high temperature in September was more than three degrees above normal and we ended the month with a streak of 11 consecutive days with above average high temperatures. Total precipitation for the month was only slightly above the long-term average even though the ten days with rain was almost 50% more than we would normally expect.
- We hosted five large shotgun start golf outings in September. Three of the events were fundraisers, one was a corporate event and the other was a trade organization. We also hosted the year end Trifecta Series event for the Chicago District Golf association along with a 9-hole tournament for 60 juniors taking part in the local Under Armour Tour.
- Our annual Club Championship took place on the 9<sup>th</sup> with winners crowned in gross and net categories in both regular and senior divisions. Winners were: Tim Countryman in the regular division and **Bob Frey in the senior division**. Steve Tschosik and Jim Devers won in their respective net divisions.
- The season long Couples League finished play on Labor Day weekend with the end of year banquet taking place a week later. Over 90 people attended the dinner with a New Orleans inspired menu with 12 couples receiving prizes for their performance throughout the year.
- The annual CanHead tournament with Cantigny took place on the 23<sup>rd</sup> and 24<sup>th</sup>. The event pits 16 player teams against each other in a Ryder Cup style event with lunch each day. The team from Cantigny won the cup this year but the chefs from Arrowhead were again victorious.
- Grounds maintenance projects included: completing the paperwork for Audubon Sanctuary recertification; aerating the putting and chipping greens; planting fall vegetation in pots around the terrace and at the wedding sight; mowing native areas throughout the course; applying fall herbicides and fungicides; meeting to finalize scheduling and scope of cart path repairs; starting the interview process for the open assistant technician position; cleaning up two large limbs that fell from a tree on the East course and evaluating the tree to see if it needs to be removed; trouble shooting two irrigation satellites.
- Building maintenance projects included: cleaning air vents throughout the building; installing security cameras and starting to network them with the help of AIE; preparing to install a new mop sink in the kitchen; working with the HVAC consultant to answer questions; assisting AIE with internet failover testing; cleaning the carpet in the pre-function room and spot cleaning throughout the building; painting interior doors; picking up and installing a new slicer for the kitchen.

	2023	2022	2021	2020	2019	5 Yr. Avg.
September Paid Rounds	9,286	8,853	9,193	9,028	6,838	8,640
YTD Paid Rounds	59,422	54,382	57,752	46,549	47,837	53,188

**DuPage Historical Museum- Michelle Podkova**  
**Manager & Educator; Emily O'Brien, Curator**

**Collections and Exhibits**

- The collection committee met on September 28 to discuss pending donations.
- Staff met with County to discuss interview results for the exhibit design firms. Chosen firm will send scope of plans and County will begin negotiating contract.
- Staff coordinated more artifact removal and rehoming for the restoration project contractor.
- Research and label writing for *Planes, Trains, and Automobiles* continues.
- Staff worked with Suburban Life to provide research for their upcoming article on veterans.

**Education, Outreach, and Events**

- Santa Express tickets are sold out. Staff working with Metra to finalize trains.
- The Museum hosted: "When a Pebble Starts an Avalanche: Exploring the History and Value of the Illinois Prairie Path" on September 27 at the Community Center for 11 people.
- Museum Assistant Zach Bishop presented on Ghost Towns of DuPage at the Winfield Library and virtually on September 28 to 42 people.
- The curator attended the Last Straw event at Westmont Park District/Gregg House Museum on October 1 and saw 60 people at the Museum table.
- Twenty-three people attended DuPage County Genealogical Society event in September.
- Staff presented at the Gardens Etc. b meeting on September 12 to around 20 people.

**Marketing**

- Newsletter content is finalized.
- Staff met with marketing regarding 2024 exhibit deadlines.
- An eblast was sent for October events. Museum events were also included in WPD eblasts.
- Staff met with marketing regarding the rebranding project and its schedule.
- The template for *Planes, Trains and Automobiles* exhibit was finalized and in canva.
- Social media graphics were created for Explorer's Club.
- A flyer for CAE programming was created for October Fest.
- Marketing arranged for the Museum to provide content to *Be Local* Magazine every other month for the Wheaton history page.

---

**Administration, Rentals, Building, Training and Safety**

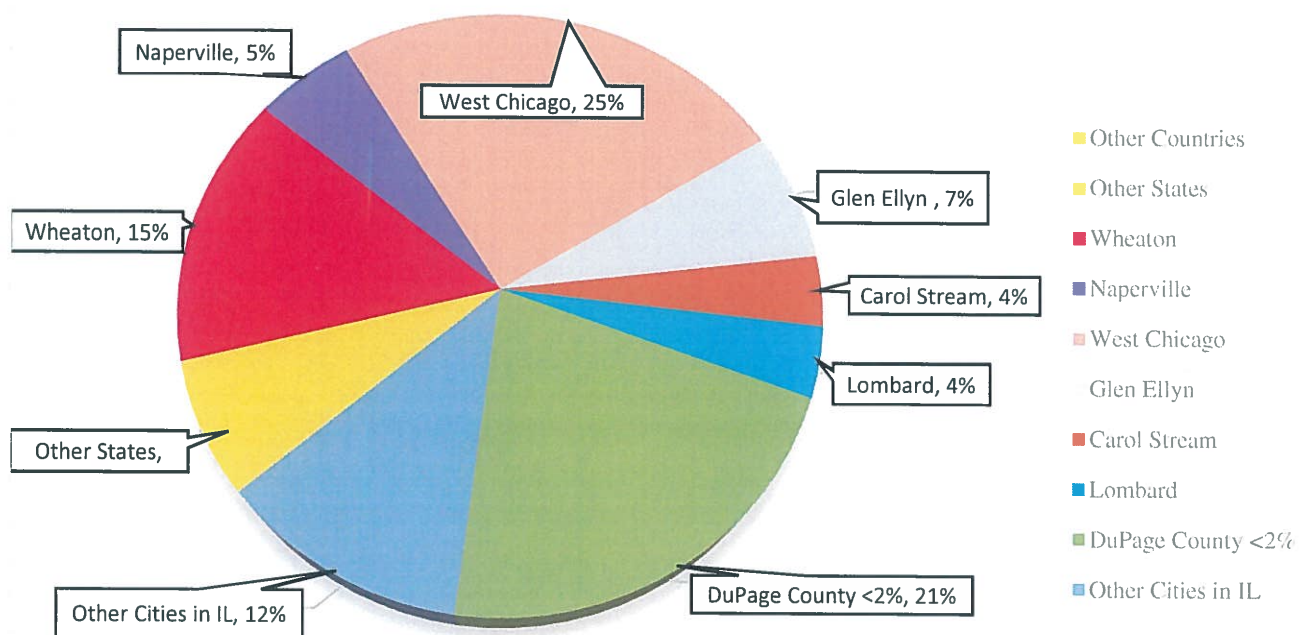
- Manager wrote DuPage Foundation grant with assistance and editing from staff. Staff began final report for the 2022 DuPage Foundation grant due in November.
- Staff began working on Slips, Trips and Falls self-assessment. Manager attended PDMRA Slips Trips and Falls meeting.
- Staff arranged a donation of items to a 3-year-old with cancer from DPSME train engineers. The child loves trains and had a private showing arranged back in July.

- Curator attended Safety Meeting and attended a safety training to test it for staff.
- Staff is welcoming volunteers Lucas to the Museum.

### Foundation

- Staff helped with beer pouring and ran the craft tent at October Fest on September 30.

**September 2023 Demographic Report by Location**



**Shop Sales September 2023:** \$1,052.79 (compared to \$23.00 in September 2022)

**Annual Shop Sales 2023:** \$2,273.75 (compared to \$1,038.08 in 2022)

**Donations September 2023:** \$618.47 (compared to \$325.00 in September 2022)

**Total Donations in 2023:** \$5,934.03 (compared to \$4,482.83 in 2022)

**TO: Mike Benard, Executive Director**  
**FROM: Margie Wilhelmi, Director of Marketing and Fund Development**  
**RE: October 25, 2023, Board Report**

**✚ Marketing**

**Arrowhead Restaurant, Golf Course & Driving Range**

The Chocolate Factory Event materials, fall golf rate eblast and social media and new winter menu are all in development. The marketing and event team are reviewing wedding proposals and opportunities for 2024.

**Cosley Zoo**

The Pumpkin Fest signage and eblast were executed to promote the month-long event. Festival of Lights marketing materials are underway for the event that kicks off on November 24. A mailing to almost 3,000 DuPage County educators is going out in late-October to promote school programs.

**DuPage County Historical Museum**

Content for eblasts that were sent out included an Octoberfest event details, Explorers Club push, extended train Saturday, Night at the Museum invite and September/October news. Social media content includes October Fest promotion, Night at the Museum promotion, programming, #ThrowbackThursday, what has been found during restorations and a post was shared about Glennette Tilly-Turner for International Underground Railroad Month.

**Parks Plus Fitness Center**

Communications continue for the temporary fitness space, locker room closures and opening of new fitness center. A post was shared on social media on September 27 for Women's Health and Fitness Day, encouraging residents to learn more about the fitness center. Communication plans and marketing projects continue for the re-brand. New logo reveal is planned for end of October.

**Top Social Media Posts for September**

**Facebook**

• Cosley Zoo new residents	September 9	Reach 2,839
• Summer Entertainment Thank you	September 13	Reach 3,732
• Reindeer Run save the date	September 13	Reach 2,419
• Night at the Museum event promotion	September 19	Reach 1,990
• Light the Torch Day of heading to start line	September 30	Reach 1,833

**Instagram**

• Light the Torch race route decoration contest	September 2	Reach 1,071
• Community Center parking lot update	September 5	Reach 1,023
• Support Museum at October Fest	September 15	Reach 982



## Email Marketing

E-blast/Subject	Date	Open Rate
Summer Entertainment Weekend 4	September 5	4.5%
Arrowhead September News	September 7	7%
Light the Torch- 2 weeks	September 16	2.3%
Pumpkin Fest	September 26	3%
October WPD Newsletter	September 28	3.8%

## ↓ PAST EVENTS

### Memorial Park Concert Series | September 8 and 9

The final weekend of the Summer Entertainment Series hosted two unique concerts. The co-headlining performance from Billy Elton and The Chicago Experience on Friday, September 8 saw the two band perform individual sets as well as song performed together on stage. 1615 tickets were sold for this concert. The Saturday, September 9 concert featured a special program from the DuPage Symphony Orchestra – “The Sixties: In Sound & On Stage.” Over 1100 attendees enjoyed this free performance.

### Light the Torch 5K Night Run | September 30

2023 marked the 10<sup>th</sup> anniversary of the Light the Torch 5K Night Run! Runners received a commemorative long-sleeve shirt, glow giveaways, and a finisher medal. Homeowners along the race route were encouraged to decorate their yards/homes as part of the Home Decoration Contest. We had 16 registered households, which was a record number. Runners stopped by October Fest at the Central Athletic Complex both before and after the race to participate in the festivities! \$32,000 in sponsorship revenue has been secured and 791 runners registered for Light the Torch, an increase of 123 runners from 2022.

## ↓ UPCOMING EVENTS

### Reindeer Run | December 2

The 12<sup>th</sup> Annual Lions Club Reindeer Run will return to downtown Wheaton for this festive 5K run. Participants will receive a commemorative shirt, antlers, and a finisher medal. As of October 16, \$7,750 in sponsorship has been secured and 200 runners are registered for Reindeer Run.

## **Cosley Zoo Foundation**

### **Pumpkin Fest | October 1 – October 31**

The month-long event is underway. To date, we have \$2,000 secured in sponsorships.

### **Festival of Lights | November 24 – December 30**

Sponsorship solicitations have begun for this event. To date, we have \$5,750 in sponsorships secured.

### **Cosley Zoo Gala | September 7, 2024**

The Cosley Zoo Gala will take place at Cosley Zoo. The internal committee met on September 15 to discuss the event. More details will be shared as they are developed.

### **Appeals**

The fall appeal is completed and was mailed in mid-October. The year-end appeal is being drafted and will be sent in early December.

### **Membership**

During September, we had 27 new members join and 42 members renew.

## **DuPage County Historical Museum Foundation**

### **October Fest | September 30**

October Fest took place at the Central Athletic Complex. There were approximately 3,000 guests in attendance, including runners from Light the Torch 5k run. We secured \$9,000 in sponsorships for October Fest.

### **Night at the Museum | October 20**

We have secured \$500 in sponsorships and 84 registered for the event.

### **Year End Appeal**

The year-end appeal is in process and set to be sent out in early December.

### **Membership**

During the month of September, there were 19 new members that joined. We are currently reviewing the membership offerings and anticipate rolling out new membership rates and benefits in 2024.

## **Play For All Playground & Garden Foundation**

### **NEW Rental Opportunity**

To date, we have secured \$1,100 in rental fees for group picnics at the site.

### **Fall/Winter Newsletter**

The fall/winter issue is being mailed in October.