



Wheaton Park District

PUBLIC NOTICE

Wheaton Park District Board of Commissioners Regular Meeting

Wednesday December 15, 2021 5:00 p.m.

City of Wheaton Council Chambers 303 W. Wesley Street Wheaton, Illinois

December 10, 2021

Public notice is hereby given that the Board of Park Commissioners of the Wheaton Park District, DuPage County, Illinois (the “Park Board”) will hold a meeting at 5 pm on Wednesday December 15, 2021.

The meeting will take place at Wheaton City Hall, 303 W. Wesley, Wheaton, IL. Please contact Michael J. Benard, Board Secretary, for further information.
mbenard@wheatonparks.org

Michael J. Benard
Secretary

The Agenda for the December 15, 2021 Meeting is as Follows:

Persons with disabilities requiring reasonable accommodation to participate in this meeting should contact the park district’s ADA Compliance Officer, Michael Benard, at the park district’s Administrative Office, 102 E. Wesley Street, Wheaton, IL Monday through Friday from 8:30 am until 4:30 pm at least 48 hours prior to the meeting. Requests for a qualified ASL interpreter require five (5) working days advance notice. Telephone number 630.510-4944; fax number 630.665.5880; email dsiciliano@wheatonparks.org



Wheaton Park District

Meeting of the Wheaton Park District Board of Commissioners December 15, 2021 5:00 pm

CALL TO ORDER

PRESENTATIONS

COMMUNITY INPUT

Public comments are important to the Board. However, it is the Board's policy not to act on items until time has been taken to gather information and discuss all options. Lack of action does not imply lack of interest in the issues. During the community input portion of the agenda the board typically will ask residents to provide input prior to accepting input from non-residents.

CONSENT AGENDA

Consent Agenda items are considered by the Park District to be routine and will be enacted in one motion. There will be no separate discussion on these items. If a member of the Park Board requests, a Consent Agenda item will be removed from the Consent Agenda and considered as an individual item at the end of old or new business.

- A. Approval of the Disbursements totaling \$203,023.27 for the period beginning November 10, 2021 and ending December 7, 2021
- B. Approval of the Disbursements totaling \$544,153.04 for the period beginning November 10, 2021 and ending December 7, 2021
- C. Approval of the Regular Meeting Minutes for November 17, 2021
- D. Approval of the Subcommittee Minutes for December 8, 2021
- E. Approval of the Closed Session Minutes for October 20, 2021
- F. Approval of the Closed Session Minutes for November 3, 2021

UNFINISHED BUSINESS

Persons with disabilities requiring reasonable accommodation to participate in this meeting should contact the park district's ADA Compliance Officer, Michael Benard, at the park district's Administrative Office, 102 E. Wesley Street, Wheaton, IL Monday through Friday from 8:30 am until 4:30 pm at least 48 hours prior to the meeting. Requests for a qualified ASL interpreter require five (5) working days advance notice. Telephone number 630.510-4944; fax number 630.665.5880; email dsiciliano@wheatonparks.org



NEW BUSINESS

1. Baseball & Softball Uniforms and Equipment Bid Results and Recommendation – **Motion to Approve** the Vendors, Quantities and Prices as Recommended by Staff

Listed at the end of this meeting agenda

2. Cosley Zoo Admission Fees – **Motion to Increase** the Non-Resident Adult Admission Fee by \$1.00 Per Guest Beginning January 1, 2022.
3. Vehicle Purchase for Cosley Zoo – **Motion to Approve** the Purchase a 2022 Ford Transit Connect Wagon XLT LWB Through the State of Illinois Purchasing Agreement Contract # 120716-NAF for \$29,730.60 to be Reimbursed by the Cosley Foundation
4. Maintenance and Monitoring Services for Facility Burglar Alarm, Fire Alarm, and Security Camera Systems
 - a. **Motion to Approve** a Contract with S&S Systems of America for Burglar Alarms and Security plus Alternate 2 in the amount of \$25,203.70 year one and the option to renew at \$7,560.00 per year in years two and three.
 - b. **Motion to Approve** a Contract with Reliable Fire and Security for fire alarms throughout the district and Arrowhead as well as burglar alarms and security at Arrowhead Golf Club in the amount of \$24,064.00 for the first year and the option to renew at \$17,376.00 in years two and three.
5. Arrowhead Chemical Storage Building Project – **Motion to Approve** Change Order #3 from Integral Construction for \$1,332.
6. **Motion to Approve** Beer and Wine Sales within the perimeter of the Central Athletic Complex Ice Rink Outdoor Area on Saturday, January 29 between 8A and 8P During the Rental by R33M Foundation.
7. Ordinance 2021-07 – **Motion to Approve** Ordinance 2021-07 An Ordinance Approving the Terms and Authorizing the Execution of a Lease Agreement between the Wheaton Park District and Computer System Innovations, Inc. for the Lease of a Portion of the Wheaton Oaks Professional Building Located at 855 W. Prairie Avenue, Wheaton Illinois

Persons with disabilities requiring reasonable accommodation to participate in this meeting should contact the park district's ADA Compliance Officer, Michael Benard, at the park district's Administrative Office, 102 E. Wesley Street, Wheaton, IL Monday through Friday from 8:30 am until 4:30 pm at least 48 hours prior to the meeting. Requests for a qualified ASL interpreter require five (5) working days advance notice. Telephone number 630.510-4944; fax number 630.665.5880; email dsiciliano@wheatonparks.org



Wheaton Park District

8. Grant of Administrative Time Off Related to the COVID-19 Stay at Home Order –
Motion to Grant up to 15 Days of Paid Administrative Time Off to all Current Full Time Employees that Used Sick, Vacation and Personal Benefit Time During the Shutdown of Operations Due to the COVID-19 Stay at Home Executive Order with the following conditions:
 - a. Any unused Administrative Time Off will be forfeited upon departure from Employment with the Park District.
 - b. The Administrative Time Off must be used by December 31, 2023.
Administrative Time Off not used by December 31, 2023 will be forfeited.
 - c. Administrative Time Off that is forfeited due to departure or expiration will not be paid to Employees.

REPORTS FROM STAFF

- Executive Director
- Monthly Department Reports – Finance, Special Facilities, Marketing, Development, Events, Recreation, Athletics, Parks and Planning

BOARD SUBCOMMITTEE REPORTS / DISCUSSION

CLOSED SESSION

- a. Appointment, employment, compensation, discipline, performance, or dismissal of specific employees, 5ILCS 120/2 (c) (1)
- b. Purchase or lease of real property, 5ILCS 120/2 (c) (5)
- c. Setting of price for sale or lease of property owned by the public body, 5ILCS 120/2 (c) (6)
- d. Pending, probable or imminent litigation, 5ILCS 120/ 2 (c) (11)
- e. Discussion of minutes of meetings lawfully closed under this Act, whether for purposes of approval by the body of the minutes or semi-annual review of the minutes, 5 ILCS 120/2(c) (21)
- f. The selection of a person to fill a vacancy in public office, 5 ILCS 120/2(c)(3).

POSSIBLE ACTION ON ITEMS DISCUSSED IN CLOSED SESSION

ADJOURNMENT

Persons with disabilities requiring reasonable accommodation to participate in this meeting should contact the park district's ADA Compliance Officer, Michael Benard, at the park district's Administrative Office, 102 E. Wesley Street, Wheaton, IL Monday through Friday from 8:30 am until 4:30 pm at least 48 hours prior to the meeting. Requests for a qualified ASL interpreter require five (5) working days advance notice. Telephone number 630.510-4944; fax number 630.665.5880; email dsiciliano@wheatonparks.org

**Wheaton Park District
2022
BASEBALL SOFTBALL UNIFORM AND ATHLETIC EQUIPMENT BIDS**

Vendor	Equipment	Quantity	Cost
Baseballs			
TPS Sports	Rawlings RLLB1	90 doz	\$37.28/doz
TPS Sports	Rawlings RPLB1	25 doz	\$37.28/doz
TPS Sports	Champro CBB-61 SAF-T-SOFT Level 1 Baseball	55 doz	\$20.98/doz
Softballs			
TPS Sports	Rawlings C11BYLUC	30 doz	\$60.28/doz
TPS Sports	Rawlings C12BYLUC	70 doz	\$60.28/doz
TPS Sports	Champro CSB63 11" SAFE-T- SOFT – Durahide Cover	20 doz	\$48.98/doz
Riddell	JUGS Sports 12" Softies	6 doz	\$97.25/doz
Riddell	JUGS Sports 11" Softies	2 doz	\$97.25/doz
Caps/Visors			
TPS Sports	Replica Caps Adult MLB-350	42 doz	\$71.98/doz
TPS Sports	Replica Caps Youth MLB-350	40 doz	\$71.98/doz
BSN Sports	Cotton Twill Visors PCTV-100Y With embroidered "W"	25 doz	\$66.72/doz
BSN Sports	Cotton Twill Caps GL271 With embroidered "W"	26 doz	\$62.88/doz
BSN Sports	Cotton Twill Caps GL271Y With embroidered "W"	23 doz	\$62.88/doz

**Wheaton Park District
2022
BASEBALL SOFTBALL UNIFORM AND ATHLETIC EQUIPMENT BIDS**

Pants/Jerseys			
TPS Sports	Champro BPVY Value Pull-up Youth	30 doz	\$45.88/doz
TPS Sports	Champro BPA Performance Pull Up Adult	17 doz	\$67.88/doz
TPS Sports	Champro BP11 Tournament Girl's Traditional Low Rise	25 doz	\$115.88/doz
TPS Sports	Champro BP11 Tournament Women's Traditional Low Rise	25 doz	\$134.88/doz
BSN Sports	Gildan DryBlend Youth T-shirt 8000B	614 ea	\$3.84/ea
Winning Teams	Augusta 791 Youth Nexgen Wicking Tee	396 ea	\$5.45/ea
Socks/Belts/Bats			
TPS Sports	Champro Multi- sport sock AS2 Small	54 doz	\$24.68/doz
TPS Sports	Champro Multi- sport sock AS2 Medium	24 doz	\$24.68/doz
TPS Sports	Champro Multi- sport sock AS2 Large	16 doz	\$24.68/doz
TPS Sports	Champro A060 Adult Brute Belts	30 doz	\$27.18/doz
TPS Sports	Rawlings 5150 (-10) (2 5/8") US15 – (27"-31")	10 ea	\$62.88/ea
TPS Sports	Rawlings 5150 (-5) (2 5/8") US15 – (30"-32")	6 ea	\$62.88/ea

**Wheaton Park District
2022
BASEBALL SOFTBALL UNIFORM AND ATHLETIC EQUIPMENT BIDS**

Equipment (Helmets)			
TPS Sports	Easton 8016383 Junior Z5 2.0 Matte Solid – Black	15 ea	\$24.88/ea
TPS Sports	Easton 8016371 Senior Z5 2.0 Matte Solid - Black	10 ea	\$24.88/ea
Riddell	Diamond DCH- Edge Pro SM	10 ea	\$118.80/ea
Riddell	Diamond DCH- EDGE Pro LG	5 ea	\$127.80/ea
Miscellaneous			
BSN Sports	Champro Movable Pitcher Rubber B047	10 ea	\$11.98/ea
TPS Sports	Champro B040 3- Spike Pitcher's Rubber	10 ea	\$11.28/ea
Winning Teams	Champro A07 Scorebook	100 ea	\$2.35/ea
TPS Sports	Champro B038 Home Plate Extension	2 ea	\$4.38/ea

Accounts Payable

Checks Approval Document

User: rtucker
Printed: 12/7/2021 - 4:52 PM



Wheaton Park District


Board of Commissioners Report From the Period Beginning November 10, 2021 and Ending December 07, 2021.

Fund	Description	Amount
10	General	65,025.13
20	Recreation	32,211.76
22	Cosley Zoo	5,859.61
23	Liability	1,492.22
26	IMRF	54,482.17
40	Capital Projects	1,247.17
60	Golf Fund	40,351.80
70	Information Technology	2,353.41


Report Total: 203,023.27

To the Board of Commissioners

The payment of the above listed accounts has been accepted by the Park District Board of Commissioners at their meeting held on December 15, 2021.



(Treasurer)



(Secretary)

Accounts Payable

Checks Approval List

User: rtucker
Printed: 12/7/2021 - 4:53 PM



Wheaton Park District

Board of Commissioners Report From the Period Beginning November 10, 2021 and Ending December 07, 20

Fund Description
Vendor No Vendor Name

Line Item Description	Check No	Invoice Number	Batch Number	GL Account Number	Amount
10 General					
00309 Ortiz, Gabriel					
DJ for Wheaton Christmas Parade	166838	112621	163.11.2021	10-000-416-52-5241-190C	500.00
				Vendor Total:	500.00
00465 I.M.R.F.					
10/2021 IMRF	0	103121	141.11.2021	10-000-000-21-2124-000C	28,574.49
10/2021 IMRF	0	103121	141.11.2021	10-000-000-21-2123-000C	6,799.60
				Vendor Total:	35,374.09
00766 Pre-Paid Legal Service Inc					
11/21 Pre-Paid Legal	0	113021	141.11.2021	10-000-000-21-2127-000C	415.87
				Vendor Total:	415.87
01091 Aflac					
November 2021 Aflac	0	381253	141.11.2021	10-000-000-21-2132-000C	214.38
November 2021 Aflac	0	381253	141.11.2021	10-000-000-21-2131-000C	288.80
				Vendor Total:	503.18
03829 Texas Life Insurance Company					
Texas Life Insurance November 2021	0	SB08FS202111140	141.11.2021	10-000-000-21-2130-000C	186.04
				Vendor Total:	186.04
03857 Tunes of Glory Pipes and Drums					
Wheaton Christmas Parade Honorarium	166839	112621	163.11.2021	10-000-416-52-5241-190C	1,000.00
				Vendor Total:	1,000.00
04121 UMB Bank N.A.					
WSJ Monthly Subscription	0	0082_2110050000	171.11.2021	10-419-000-54-5425-000C	38.99
Sign Shop	0	0118_2109300000	171.11.2021	10-101-000-53-5314-000C	335.96
Tents	0	0118_2110040000	171.11.2021	10-101-000-53-5314-000C	271.76
Landscape Supplies	0	0118_2110190000	171.11.2021	10-101-000-53-5331-000C	447.15
Landscape Supplies	0	0118_2110190000	171.11.2021	10-101-000-53-5314-000C	447.15
Carpentry Supplies	0	0118_2110200000	171.11.2021	10-101-000-53-5314-000C	117.00
Carpentry Supplies	0	0118_2110210000	171.11.2021	10-101-000-53-5314-000C	97.93
Carpentry Supplies	0	0118_2110210000	171.11.2021	10-101-000-53-5314-000C	73.35
Carpentry Supplies	0	0118_2110210000	171.11.2021	10-101-000-53-5314-000C	362.33
Sign Supplies	0	0118_2110260000	171.11.2021	10-101-000-53-5314-000C	114.63
Food Permit Refund	0	0134_2110060000	171.11.2021	10-000-416-52-5241-190C	-10.02
Museum Birthday Cards	0	0140_2110080000	171.11.2021	10-430-000-53-5302-000C	11.99
Rental Equipment Adaptors for Sound System	0	0140_2110080000	171.11.2021	10-430-000-53-5302-000C	9.99
Greeting/Sympathy Cards	0	0140_2110080000	171.11.2021	10-000-000-53-5302-000C	27.73
Google Storage Monthly	0	0173_2110010000	171.11.2021	10-000-415-54-5425-000C	9.99
Jotform Annual Subscription	0	0173_2110140000	171.11.2021	10-000-415-54-5425-000C	95.00
Playground Supplies	0	0182_2109300000	171.11.2021	10-101-000-53-5310-000C	42.55
Supplies	0	0182_2110140000	171.11.2021	10-101-000-53-5312-000C	240.62
Gojo Soap	0	0182_2110170000	171.11.2021	10-101-000-53-5316-000C	126.68
Ice Rink Side Walls	0	0182_2110220000	171.11.2021	10-101-000-53-5314-000C	498.28

Fund **Description**
Vendor No **Vendor Name**

Line Item Description	Check No	Invoice Number	Batch Number	GL Account Number	Amount
Sled Glide	0	0182_2110280000	171.11.2021	10-101-000-53-5316-000C	133.00
Drinking Fountains	0	0182_2110290000	171.11.2021	10-101-000-53-5311-0000	287.96
IPRA Renewal	0	0208_2110180000	171.11.2021	10-000-000-16-1636-000C	264.00
Postage	0	0272_2110290000	171.11.2021	10-101-000-53-5304-000C	4.45
Office Supplies	0	0314_2110080000	171.11.2021	10-101-000-53-5302-000C	40.30
Uniform	0	0314_2110080000	171.11.2021	10-101-000-53-5330-000C	237.58
Refund Tax on Uniform	0	0314_2110090000	171.11.2021	10-101-000-53-5330-000C	-17.60
Office Supplies	0	0314_2110150000	171.11.2021	10-101-000-53-5302-000C	6.80
Office Supplies	0	0314_2110170000	171.11.2021	10-101-000-53-5302-000C	34.98
Batteries	0	0314_2110170000	171.11.2021	10-101-000-53-5302-000C	26.39
Supplies	0	0314_2110210000	171.11.2021	10-101-000-53-5302-000C	20.08
Supplies	0	0314_2110210000	171.11.2021	10-101-000-53-5302-000C	19.21
Uniform	0	0314_2110260000	171.11.2021	10-101-000-53-5330-000C	99.99
Uniform	0	0314_2110260000	171.11.2021	10-101-000-53-5330-000C	119.99
Uniform	0	0314_2110280000	171.11.2021	10-101-000-53-5330-000C	215.98
Refund for Uniform Tax	0	0314_2110290000	171.11.2021	10-101-000-53-5330-000C	-16.00
Summer Concert Series Equipment Rental	0	0439_2110010000	171.11.2021	10-000-416-53-5346-190C	134.53
October Wheaton Chamber Lunch	0	0439_2110190000	171.11.2021	10-000-415-54-5432-000C	25.00
Annual Zoom Subscription	0	0455_2110010000	171.11.2021	10-000-000-54-5425-000C	49.96
Memorial Park Wrap Up Meeting	0	0455_2110050000	171.11.2021	10-000-000-54-5434-000C	100.76
Ex Director Legal Symposium	0	0463_2110070000	171.11.2021	10-000-000-54-5432-000C	70.33
Ex Asst IPRA Membership Renewal	0	0463_2110290000	171.11.2021	10-000-000-16-1636-000C	88.00
Ex Director IPRA Membership Renewal	0	0463_2110290000	171.11.2021	10-000-000-16-1636-000C	88.00
IGFOA Training	0	0686_2110250000	171.11.2021	10-419-000-54-5432-000C	20.00
Return of Frame	0	0694_2110140000	171.11.2021	10-430-000-53-5302-000C	-19.99
Foamcore and Acrylic Stands	0	0694_2110170000	171.11.2021	10-430-000-53-5302-000C	42.51
Isopropyl Alcohol/Nail Polish Remover and Cotton	0	0694_2110220000	171.11.2021	10-430-000-53-5302-000C	7.57
Photo Reproduction	0	0694_2110260000	171.11.2021	10-430-000-53-5302-000C	41.58
Painting Supplies	0	0694_2110270000	171.11.2021	10-430-000-53-5302-000C	32.14
Keurig Green Mountain	0	0736_2110130000	171.11.2021	10-000-000-53-5302-000C	122.93
Keurig Green Mountain	0	0736_2110310000	171.11.2021	10-000-000-53-5302-000C	107.12
IGFOA Seminar	0	0793_2110050000	171.11.2021	10-419-000-54-5432-000C	125.00
Hartland Clarke Deposit Tickets	0	0793_2110230000	171.11.2021	10-000-000-52-5214-000C	16.87
Cleaning Supplies	0	0827_2110050000	171.11.2021	10-101-000-53-5316-000C	76.00
Truck 1154	0	0827_2110050000	171.11.2021	10-101-000-53-5315-000C	23.95
Truck 1417	0	0827_2110070000	171.11.2021	10-101-000-53-5315-000C	12.92
Uniform	0	0827_2110150000	171.11.2021	10-101-000-53-5330-000C	270.64
Balloons for Night Run	0	0843_2110010000	171.11.2021	10-000-416-53-5346-191C	75.60
Electrical Stock	0	9193_2110030000	171.11.2021	10-101-000-53-5312-000C	117.32
Boy Scout Island	0	9193_2110040000	171.11.2021	10-101-000-53-5314-000C	191.11
Museum	0	9193_2110070000	171.11.2021	10-101-854-53-5312-000C	106.45
Lights Museum	0	9193_2110080000	171.11.2021	10-101-854-53-5312-000C	334.59
Museum	0	9193_2110080000	171.11.2021	10-101-854-53-5334-000C	35.11
Refund for Tax	0	9193_2110090000	171.11.2021	10-101-854-53-5312-000C	-19.68
CAC Parking Lot	0	9193_2110150000	171.11.2021	10-101-000-53-5312-000C	148.37
PSC	0	9193_2110210000	171.11.2021	10-101-000-53-5347-000C	9.96
Rental Equipment	0	9193_2110210000	171.11.2021	10-101-000-52-5220-000C	91.20
Arrowhead Parking Lot	0	9193_2110230000	171.11.2021	10-101-000-53-5312-000C	745.90
Lithium Battery Charger	0	9193_2110260000	171.11.2021	10-101-000-53-5345-000C	204.67
Parts	0	9193_2110260000	171.11.2021	10-101-000-53-5312-000C	191.76
Hardware	0	9193_2110260000	171.11.2021	10-101-000-53-5334-000C	102.70
Snowman	0	9193_2110280000	171.11.2021	10-101-000-53-5312-000C	108.00
Laser Light Show Hotel	0	9201_2110030000	171.11.2021	10-000-416-52-5241-191C	319.68
Parts	0	9292_2110020000	171.11.2021	10-101-000-53-5312-000C	18.91
HVAC	0	9292_2110040000	171.11.2021	10-101-000-53-5334-000C	238.66
LogMe In Annual Subscription	0	9292_2110100000	171.11.2021	10-101-000-54-5425-000C	349.99
WP Engine Subscription	0	9342_2110250000	171.11.2021	10-000-415-54-5425-000C	290.00

Fund Description
Vendor No Vendor Name

Line Item Description	Check No	Invoice Number	Batch Number	GL Account Number	Amount
Vendor Total:					9,932.29
04221 Plug & Pay Technologies					
10/21 Plug N Pay Gateway Fees	0	103121	141.11.2021	10-000-416-52-5239-190C	15.00
10/21 Plug N Pay Gateway Fees	0	103121	141.11.2021	10-000-000-52-5239-000C	15.00
10/21 Plug N Pay Gateway Fees	0	103121	141.11.2021	10-101-000-52-5239-000C	15.00
Vendor Total:					45.00
04287 Global Payments Inc					
10/21 Merchant CC Processing Fees	0	103121	141.11.2021	10-000-416-52-5239-190C	188.40
10/21 Merchant CC Processing Fees	0	103121	141.11.2021	10-000-000-52-5239-000C	52.73
10/21 Merchant CC Processing Fees	0	103121	141.11.2021	10-101-000-52-5239-000C	16.96
Vendor Total:					258.09
04327 Ernsthause, Dave					
Wheaton Christmas Parade Honorarium	166836	112621	163.11.2021	10-000-416-52-5241-190C	500.00
Vendor Total:					500.00
04374 Wheaton Bank and Trust Company					
Wheaton Bank & Trust Bank Service Charges fo 0		103121	141.11.2021	10-000-000-12-1226-000C	13.30
Wheaton Bank & Trust Bank Service Charges fo 0		103121	141.11.2021	10-000-000-52-5214-000C	451.01
Wheaton Bank & Trust Bank Service Charges fo 0		103121	141.11.2021	10-000-000-12-1228-000C	83.82
Wheaton Bank & Trust Bank Service Charges fo 0		103121	141.11.2021	10-000-000-12-1226-000C	13.50
Vendor Total:					561.63
06279 Paylocity Corporation					
11/05/20 Payroll Processing	0	109148578	141.11.2021	10-000-000-52-5211-0000	152.50
11/19/20 Payroll Processing	0	109221445	141.11.2021	10-000-000-52-5211-0000	480.23
Vendor Total:					632.73
06874 Standard Retirement Services Inc.					
11/05/21 Deferred Comp	0	110521	141.11.2021	10-000-000-21-2135-000C	2,052.09
11/05/21 Deferred Comp	0	110521	141.11.2021	10-000-000-21-2126-000C	5,510.09
11/19/21 Deferred Comp	0	111921	141.11.2021	10-000-000-21-2126-000C	5,503.20
11/19/21 Deferred Comp	0	111921	141.11.2021	10-000-000-21-2135-000C	2,050.83
Vendor Total:					15,116.21
Fund Total:					65,025.13
20 Recreation					
00309 Ortiz, Gabriel					
DJ for Reindeer Run	166842	120421	161.12.2021	20-350-302-52-5241-1925	500.00
Vendor Total:					500.00
04121 UMB Bank N.A.					
Staff Pizza Party	0	0074_2110090000	171.11.2021	20-220-204-53-5301-4454	134.94
Ice Rink Liners	0	0118_2110040000	171.11.2021	20-101-225-53-5302-000C	2,612.49
All Pro Team Sports Basketball Jerseys	0	0134_2110010000	171.11.2021	20-220-204-53-5301-4445	2,780.00
PPF DirecTV 10/28/21-11/27/21	0	0134_2110300000	171.11.2021	20-350-302-52-5210-000C	126.99
Office Supplies	0	0207_2110030000	171.11.2021	20-000-112-53-5302-0000	26.99
Office Supplies	0	0207_2110040000	171.11.2021	20-000-112-53-5302-0000	190.53
Supplies for Halloween Happening	0	0207_2110050000	171.11.2021	20-220-209-53-5301-992C	15.15
Office Supplies	0	0207_2110050000	171.11.2021	20-000-112-53-5302-0000	34.28
Bounce House for Halloween Happening	0	0207_2110060000	171.11.2021	20-220-209-52-5280-992C	489.76
Stamps	0	0207_2110270000	171.11.2021	20-000-112-53-5304-0000	57.75
Swiffer Mop Pads	0	0207_2110270000	171.11.2021	20-000-112-53-5302-0000	17.49

Fund **Description**
Vendor No **Vendor Name**

Line Item Description	Check No	Invoice Number	Batch Number	GL Account Number	Amount
Custodial Supplies	0	0348_2110130000	171.11.2021	20-101-220-53-5316-000C	25.99
Custodial Supplies	0	0348_2110160000	171.11.2021	20-101-220-53-5316-000C	128.06
Return of Custodial Supplies	0	0348_2110180000	171.11.2021	20-101-220-53-5316-000C	-25.99
Custodial Supplies	0	0348_2110210000	171.11.2021	20-101-220-53-5316-000C	100.70
Bathroom Cleaner	0	0348_2110280000	171.11.2021	20-101-220-53-5313-000C	45.20
Worms for Scout Program	0	0355_2110050000	171.11.2021	20-220-112-53-5301-6609	2.74
Pumpkins for HH	0	0355_2110050000	171.11.2021	20-220-209-53-5301-992C	19.60
Pumpkins for Pumpkin Party	0	0355_2110070000	171.11.2021	20-220-112-53-5301-6612	29.70
Pumpkins for Pumpkin Party	0	0355_2110070000	171.11.2021	20-220-112-53-5301-6612	4.98
Prizes for Bingo	0	0355_2110310000	171.11.2021	20-220-209-53-5301-9917	190.34
Three Extra Scripts for Play	0	0454_2110040000	171.11.2021	20-220-202-53-5301-2266	35.65
HH Pizza	0	0454_2110050000	171.11.2021	20-220-209-53-5301-992C	86.96
Halloween Happening Candy	0	0454_2110050000	171.11.2021	20-220-209-53-5301-992C	586.40
HH Pizza	0	0454_2110050000	171.11.2021	20-220-209-53-5301-992C	146.93
Halloween Happening Supplies Gorilla Tape	0	0454_2110130000	171.11.2021	20-220-209-53-5301-992C	17.98
Halloween Happening Concession Supplies	0	0454_2110130000	171.11.2021	20-220-209-53-5301-992C	19.98
DEI Virtual Option	0	0454_2110150000	171.11.2021	20-000-200-54-5432-000C	30.00
Pizza and Pickleball Mixer	0	0454_2110210000	171.11.2021	20-224-220-53-5302-000C	172.94
Pizza and Pickleball Mixer	0	0454_2110220000	171.11.2021	20-224-220-53-5302-000C	16.99
Return Candy for Halloween	0	0454_2110290000	171.11.2021	20-220-209-53-5301-992C	-49.16
Annual Zoom Subscription	0	0455_2110010000	171.11.2021	20-000-000-54-5425-000C	49.96
Memorial Park Wrap Up Meeting	0	0455_2110050000	171.11.2021	20-000-000-54-5434-000C	100.76
Ex Director Legal Symposium	0	0463_2110070000	171.11.2021	20-000-000-54-5432-000C	70.33
Ex Asst IPRA Membership Renewal	0	0463_2110290000	171.11.2021	20-000-000-16-1636-000C	88.00
Ex Director IPRA Membership Renewal	0	0463_2110290000	171.11.2021	20-000-000-16-1636-000C	88.00
Supplies for Feeder Basketball	0	0595_2110060000	171.11.2021	20-220-204-53-5301-4445	37.85
Podcast Hosting Site	0	0595_2110190000	171.11.2021	20-000-205-54-5425-000C	16.00
2022 Feeder Basketball Tournament Register	0	0595_2110250000	171.11.2021	20-000-000-16-1636-000C	350.00
Wings Soccer Midseason Evaluation Software R	0	0595_2110260000	171.11.2021	20-220-204-52-5280-4457	750.00
Feeder Basketball Tournament Registration	0	0595_2110280000	171.11.2021	20-220-204-52-5280-4445	149.00
Wings Game Change Fee	0	0611_2110130000	171.11.2021	20-220-204-52-5280-4457	75.00
Wings Game Change Fee	0	0611_2110280000	171.11.2021	20-220-204-52-5280-4457	75.00
Coaches Gift Cards	0	0702_2110010000	171.11.2021	20-221-221-53-5301-000C	85.00
Rams Cheer Music for Routines	0	0702_2110060000	171.11.2021	20-221-221-52-5210-000C	1,875.00
Flag Football Fundraising Prize	0	0702_2110140000	171.11.2021	20-221-222-53-5301-4458	100.00
Amazon Supplies	0	0710_2110020000	171.11.2021	20-221-221-53-5301-4754	102.90
Return from Amazon	0	0710_2110060000	171.11.2021	20-221-221-53-5301-4754	-43.98
Return from Amazon	0	0710_2110060000	171.11.2021	20-221-221-53-5301-4754	-18.96
Rock Bottom Restaurant	0	0769_2110150000	171.11.2021	20-220-304-52-5280-5531	-898.80
Chicago Architecture Foundation	0	0769_2110190000	171.11.2021	20-220-304-52-5280-5522	180.00
Labriola Cafe	0	0769_2110200000	171.11.2021	20-220-304-52-5280-5522	584.60
Drury Lane Forever Plaid	0	0769_2110270000	171.11.2021	20-220-304-52-5280-5545	664.87
Hartland Clarke Deposit Tickets	0	0793_2110230000	171.11.2021	20-000-000-52-5214-000C	40.65
Hartland Clarke Deposit Tickets	0	0793_2110230000	171.11.2021	20-000-000-52-5214-000C	16.87
Hartland Clarke Deposit Tickets	0	0793_2110230000	171.11.2021	20-000-304-52-5214-000C	16.87
Batteries for PPFC & GF	0	9128_2110140000	171.11.2021	20-350-302-53-5306-000C	62.95
Toohey Preschool	0	9193_2110010000	171.11.2021	20-101-000-53-5313-000C	93.88
Toohey	0	9193_2110060000	171.11.2021	20-101-000-53-5313-000C	19.24
CAC Main Gym	0	9193_2110120000	171.11.2021	20-101-225-53-5313-000C	76.78
Lampholder	0	9193_2110140000	171.11.2021	20-101-220-53-5312-000C	216.16
Ice Nightlight	0	9193_2110180000	171.11.2021	20-101-225-53-5313-000C	150.89
Ice Rink	0	9193_2110200000	171.11.2021	20-101-225-53-5302-000C	94.34
CAC Ice Rink	0	9193_2110280000	171.11.2021	20-101-225-53-5302-000C	177.78
Antlers and Noses for Reindeer Run	0	9201_2110190000	171.11.2021	20-350-302-53-5346-1925	1,591.41
Reindeer Run Medals and Charms	0	9201_2110200000	171.11.2021	20-350-302-53-5346-1925	880.50
PPFC Reservation System	0	9201_2110270000	171.11.2021	20-350-302-54-5426-000C	9.99
Coach Gifts	0	9235_2110050000	171.11.2021	20-221-221-53-5301-000C	221.08
Cheer Poms	0	9235_2110070000	171.11.2021	20-221-221-53-5301-4754	14.85

Fund **Description**
Vendor No **Vendor Name**

Line Item Description	Check No	Invoice Number	Batch Number	GL Account Number	Amount
Flowers for Cheer Event	0	9235_2110270000	171.11.2021	20-221-221-53-5301-4754	91.35
Candy and Water for Trip	0	9243_2110010000	171.11.2021	20-220-304-53-5301-550C	134.62
Toner for Printer	0	9243_2110200000	171.11.2021	20-220-304-53-5301-550C	60.80
Stamps for Office	0	9243_2110200000	171.11.2021	20-000-304-53-5304-000C	58.00
Silvertones Party	0	9243_2110210000	171.11.2021	20-220-304-53-5301-550C	41.20
Silvertones Party	0	9243_2110260000	171.11.2021	20-220-304-53-5301-550C	55.67
Silvertones Party	0	9243_2110260000	171.11.2021	20-220-304-53-5301-550C	21.33
Zoom Monthly Fee	0	9276_2110010000	171.11.2021	20-000-000-54-5425-000C	90.00
2022 IPRA Membership	0	9276_2110070000	171.11.2021	20-000-000-16-1636-000C	264.00
2022 IPRA Membership	0	9276_2110070000	171.11.2021	20-000-000-16-1636-000C	264.00
2022 IPRA Membership	0	9276_2110070000	171.11.2021	20-000-000-16-1636-000C	264.00
2022 IPRA Membership	0	9276_2110070000	171.11.2021	20-000-000-16-1636-000C	264.00
2022 IPRA Membership	0	9276_2110070000	171.11.2021	20-000-000-16-1636-000C	264.00
2022 IPRA Membership	0	9276_2110070000	171.11.2021	20-000-000-16-1636-000C	264.00
2022 IPRA Membership	0	9276_2110070000	171.11.2021	20-000-000-16-1636-000C	264.00
2022 IPRA Membership	0	9276_2110070000	171.11.2021	20-000-000-16-1636-000C	264.00
2022 IPRA Membership	0	9276_2110070000	171.11.2021	20-000-000-16-1636-000C	264.00
2022 IPRA Membership	0	9276_2110070000	171.11.2021	20-000-000-16-1636-000C	264.00
Office Supplies	0	9276_2110080000	171.11.2021	20-224-220-53-5302-000C	12.00
Office Supplies	0	9276_2110110000	171.11.2021	20-224-220-53-5302-000C	12.10
Office Supplies	0	9276_2110120000	171.11.2021	20-224-220-53-5302-000C	164.71
COVID Clinic Supplies	0	9276_2110290000	171.11.2021	20-224-220-53-5302-000C	96.93
COVID Clinic Supplies	0	9276_2110310000	171.11.2021	20-224-220-53-5302-000C	26.99
HVAC	0	9292_2110050000	171.11.2021	20-101-000-53-5313-000C	91.53
Clean Out Kits for Ice Rink Water Tanks	0	9292_2110060000	171.11.2021	20-101-225-53-5302-000C	47.07
Clean Out Kits for Ice Rink Water Tanks	0	9292_2110060000	171.11.2021	20-101-225-53-5302-000C	109.83
Propane Tanks CAC and Graf	0	9292_2110130000	171.11.2021	20-101-000-53-5313-000C	64.58
Pool Loading Dock	0	9292_2110180000	171.11.2021	20-101-000-53-5313-000C	28.75
Ice Rink	0	9292_2110190000	171.11.2021	20-101-225-53-5302-000C	231.98
Ice Rink	0	9292_2110190000	171.11.2021	20-101-225-53-5302-000C	107.67
CAC Closed Loop Heating/Cooling	0	9292_2110220000	171.11.2021	20-101-225-53-5313-000C	82.45
Thermostat	0	9292_2110260000	171.11.2021	20-101-225-53-5313-000C	69.94
Thermostat	0	9292_2110260000	171.11.2021	20-101-225-53-5313-000C	56.04
Preschool Supplies	0	9391_2109300000	171.11.2021	20-220-207-53-5301-774€	26.73
Preschool Supplies for Halloween	0	9391_2110010000	171.11.2021	20-220-207-53-5301-774€	161.97
Preschool Supplies	0	9391_2110020000	171.11.2021	20-220-207-53-5301-774€	11.94
Preschool Supplies	0	9391_2110020000	171.11.2021	20-220-207-53-5301-774€	4.97
Preschool Supplies	0	9391_2110070000	171.11.2021	20-220-207-53-5301-774€	17.70
Sportstar Equipment	0	9391_2110070000	171.11.2021	20-220-203-53-5301-3303	132.68
Treats for Wide Horizons	0	9391_2110080000	171.11.2021	20-220-207-53-5301-774€	69.00
Toohey Supplies	0	9391_2110210000	171.11.2021	20-220-207-53-5301-7741	30.40
Toohey Supplies	0	9391_2110210000	171.11.2021	20-220-207-53-5301-7741	9.00
Glowslime Class on October 22	0	9391_2110220000	171.11.2021	20-220-208-52-5280-8805	118.80
Preschool Supplies	0	9391_2110250000	171.11.2021	20-220-207-53-5301-774€	3.97
Preschool Supplies	0	9391_2110250000	171.11.2021	20-220-207-53-5301-774€	10.76
Preschool Supplies	0	9391_2110290000	171.11.2021	20-220-207-53-5301-774€	26.44
Preschool Supplies	0	9391_2110290000	171.11.2021	20-220-207-53-5301-774€	19.92
Preschool Supplies	0	9391_2110300000	171.11.2021	20-220-207-53-5301-774€	5.48
Vendor Total:					21,379.43
04221 Plug & Pay Technologies					
10/21 Plug N Pay Gateway Fees	0	103121	141.11.2021	20-000-112-52-5239-0000	15.00
10/21 Plug N Pay Gateway Fees	0	103121	141.11.2021	20-000-304-52-5239-000C	15.00
10/21 Plug N Pay Gateway Fees	0	103121	141.11.2021	20-000-000-52-5239-000C	73.35
10/21 Plug N Pay Gateway Fees	0	103121	141.11.2021	20-350-303-52-5239-000C	15.00
Vendor Total:					118.35

Fund **Description**
Vendor No **Vendor Name**

Line Item Description	Check No	Invoice Number	Batch Number	GL Account Number	Amount
04287 Global Payments Inc					
10/21 Merchant CC Processing Fees	0	103121	141.11.2021	20-000-000-52-5239-000C	3,975.66
10/21 Merchant CC Processing Fees	0	103121	141.11.2021	20-000-112-52-5239-0000	150.53
10/21 Merchant CC Processing Fees	0	103121	141.11.2021	20-350-303-52-5239-000C	34.87
10/21 Merchant CC Processing Fees	0	103121	141.11.2021	20-222-232-52-5239-000C	4.00
10/21 Merchant CC Processing Fees	0	103121	141.11.2021	20-000-304-52-5239-000C	161.94
Vendor Total:					4,327.00
04374 Wheaton Bank and Trust Company					
Wheaton Bank & Trust Bank Service Charges fo 0		103121	141.11.2021	20-000-000-52-5214-000C	451.00
Vendor Total:					451.00
06279 Paylocity Corporation					
11/05/20 Payroll Processing	0	109148578	141.11.2021	20-000-000-52-5211-0000	777.76
11/19/20 Payroll Processing	0	109221445	141.11.2021	20-000-000-52-5211-0000	2,449.15
Vendor Total:					3,226.91
06943 Martha Hernandez for Petty Cash					
Petty Cash for Shelter House Bank	166832	110421	162.11.2021	20-000-000-10-1011-0000	50.00
Vendor Total:					50.00
06981 Landini Entertainment Productions Inc.					
Payment for Balloon Artist Services on 11/15/21	166831	202136	162.11.2021	20-220-207-52-5280-774C	475.00
Vendor Total:					475.00
TMP*3105 Chaggaris, Chris					
Private Guitar Refund for Chaggaris	166835	2614278	163.11.2021	20-000-000-20-2025-000C	236.07
Vendor Total:					236.07
TMP*3540 Muller, Tracey					
Jr. Feeder Basketball Refund for Muller	166833	2613179	162.11.2021	20-000-000-20-2025-000C	173.00
Vendor Total:					173.00
TMP*3541 White, Kari					
Wings 2013 Boys Elite Refund for White	166840	2614097	163.11.2021	20-000-000-20-2025-000C	488.00
Vendor Total:					488.00
TMP*3542 Carey, Megan					
Wings 2010 Boys Elite Refund for Carey	166834	2614111	163.11.2021	20-000-000-20-2025-000C	742.00
Vendor Total:					742.00
TMP*3543 Nunley, Vanessa					
Activity Refund for Nunley	166837	2614335	163.11.2021	20-000-000-20-2025-000C	11.00
Vendor Total:					11.00
TMP*3544 Richards-Johnson, Susan					
Pilot Pickleball Refund for Richards-Johnson	166843	2615400	161.12.2021	20-000-000-20-2025-000C	5.00
Vendor Total:					5.00
TMP*3545 Mertzluft, Ronald					
Holiday Gala Refund for Mertzluft	166841	2616582	161.12.2021	20-000-000-20-2025-000C	29.00
Vendor Total:					29.00
Fund Total:					32,211.76
22 Cosley Zoo					

Fund	Description	Vendor No	Vendor Name	Line Item Description	Check No	Invoice Number	Batch Number	GL Account Number	Amount
04121	UMB Bank N.A.								
	POS Receipt Roll Paper	0		0217_2110010000	171.11.2021	22-501-000-53-5302-000C		66.95	
	Return of Incorrect POS Receipt Rolls	0		0217_2110120000	171.11.2021	22-501-000-53-5302-000C		-51.96	
	Cleaning Supplies	0		0217_2110150000	171.11.2021	22-501-000-53-5316-000C		527.84	
	Custodial Supplies	0		0217_2110190000	171.11.2021	22-501-000-53-5316-000C		314.33	
	Pond Repairs	0		0217_2110210000	171.11.2021	22-501-000-53-5311-0000		725.00	
	Staff Reward Dinner	0		0217_2110220000	171.11.2021	22-501-000-53-5302-000C		55.63	
	Cleaning Supplies	0		0217_2110260000	171.11.2021	22-501-000-53-5316-000C		29.40	
	2022 AZA Dues	0		0217_2110280000	171.11.2021	22-000-000-16-1636-000C		195.00	
	Staff Award Lunch	0		0217_2110290000	171.11.2021	22-501-000-53-5302-000C		33.02	
	Produce for Animals	0		0308_2110010000	171.11.2021	22-501-000-53-5339-000C		39.74	
	Tag Removing Tool	0		0308_2110060000	171.11.2021	22-501-000-53-5336-000C		8.99	
	Outdoor Outlet Protection Box	0		0308_2110060000	171.11.2021	22-501-000-53-5312-000C		14.97	
	JZ Shirts	0		0308_2110080000	171.11.2021	22-220-206-53-5301-6664		140.40	
	Candy for Spooktacular	0		0308_2110140000	171.11.2021	22-220-206-53-5301-669C		79.99	
	Tub for Spooktacular Decoration	0		0308_2110150000	171.11.2021	22-220-206-53-5301-669C		24.85	
	Tally Counters/Spooktacular Decoration/Giveaw	0		0308_2110170000	171.11.2021	22-220-206-53-5301-665C		14.99	
	Spooktacular Craft Supplies	0		0308_2110170000	171.11.2021	22-220-206-53-5301-669C		12.87	
	Tally Counters/Spooktacular Decoration/Giveaw	0		0308_2110170000	171.11.2021	22-220-206-53-5301-669C		147.36	
	Table Coverings	0		0308_2110270000	171.11.2021	22-501-000-53-5392-000C		218.79	
	Web Cam	0		0308_2110290000	171.11.2021	22-501-000-53-5302-000C		35.09	
	Refund of Slippery When Wet Sign	0		0538_2110270000	171.11.2021	22-501-000-53-5316-000C		-40.09	
	Home Depot for Rabbit Door Habitat	0		0850_2110290000	171.11.2021	22-501-000-53-5313-000C		62.70	
	Custodial Supplies for Cosley Zoo	0		0850_2110290000	171.11.2021	22-501-000-53-5316-000C		138.58	
	Custodial Supplies for Cosley Zoo	0		0850_2110290000	171.11.2021	22-501-000-53-5316-000C		87.66	
	Cat Food	0		9441_2110050000	171.11.2021	22-501-000-53-5339-000C		15.98	
	Prescription	0		9441_2110050000	171.11.2021	22-501-000-53-5309-000C		43.69	
	Ambassador Bird Online Conference	0		9441_2110050000	171.11.2021	22-501-000-54-5432-000C		50.00	
	Basking Bulbs	0		9441_2110060000	171.11.2021	22-501-000-53-5312-000C		255.43	
	Psyllium Supplement for Equines	0		9441_2110060000	171.11.2021	22-501-000-53-5339-000C		250.00	
	Produce for Animal Diets	0		9441_2110080000	171.11.2021	22-501-000-53-5339-000C		74.94	
	Mister and Substrate Vitamin Insect	0		9441_2110080000	171.11.2021	22-501-000-53-5309-000C		11.49	
	Supplies	0		9441_2110080000	171.11.2021	22-501-000-53-5302-000C		10.28	
	Mister and Substrate Vitamin Insect	0		9441_2110080000	171.11.2021	22-501-000-53-5336-000C		157.97	
	Mister and Substrate Vitamin Insect	0		9441_2110080000	171.11.2021	22-501-000-53-5339-000C		98.08	
	Computer Speaker Spooktacular Decoration	0		9441_2110110000	171.11.2021	22-501-000-53-5302-000C		18.68	
	Eye Medication for Rabbit	0		9441_2110110000	171.11.2021	22-501-000-53-5309-000C		44.69	
	Frozen Quail	0		9441_2110110000	171.11.2021	22-501-000-53-5339-000C		316.56	
	Computer Speaker Spooktacular Decoration	0		9441_2110110000	171.11.2021	22-220-206-53-5301-669C		54.00	
	Produce for Diets	0		9441_2110150000	171.11.2021	22-501-000-53-5339-000C		40.92	
	Prozac	0		9441_2110150000	171.11.2021	22-501-000-53-5309-000C		16.59	
	Enzyme for Drain	0		9441_2110190000	171.11.2021	22-501-000-53-5336-000C		227.07	
	Face Hoods for Domestic	0		9441_2110190000	171.11.2021	22-501-000-53-5336-000C		54.29	
	Kleenex Supplies	0		9441_2110220000	171.11.2021	22-501-000-53-5302-000C		7.95	
	Produce	0		9441_2110220000	171.11.2021	22-501-000-53-5339-000C		68.31	
	Frozen Quail	0		9441_2110260000	171.11.2021	22-501-000-53-5339-000C		634.60	
	Crickets	0		9441_2110280000	171.11.2021	22-501-000-53-5339-000C		56.98	
	Produce	0		9441_2110290000	171.11.2021	22-501-000-53-5339-000C		29.01	
	Laundry Detergent	0		9441_2110290000	171.11.2021	22-501-000-53-5302-000C		6.29	
Vendor Total:									5,425.90
04221	Plug & Pay Technologies								
	10/21 Plug N Pay Gateway Fees	0		103121	141.11.2021	22-501-000-52-5239-000C		117.35	
Vendor Total:									117.35
06279	Paylocity Corporation								
	11/05/20 Payroll Processing	0		109148578	141.11.2021	22-000-000-52-5211-0000		76.25	
	11/19/20 Payroll Processing	0		109221445	141.11.2021	22-000-000-52-5211-0000		240.11	

Fund Description
Vendor No Vendor Name

Line Item Description	Check No	Invoice Number	Batch Number	GL Account Number	Amount
Vendor Total:					316.36
Fund Total:					5,859.61
23 Liability					
04121 UMB Bank N.A.					
Professional Fees	0	0736_2110020000	171.11.2021	23-418-000-52-5208-000C	70.50
CPR Books	0	9326_2110140000	171.11.2021	23-000-000-53-5302-000C	963.49
First Aid Supplies	0	9326_2110140000	171.11.2021	23-000-000-53-5302-000C	398.23
CPR Instructor Renewal	0	9326_2110140000	171.11.2021	23-000-000-53-5302-000C	60.00
Vendor Total:					1,492.22
Fund Total:					1,492.22
26 IMRF					
00465 I.M.R.F.					
10/2021 IMRF	0	103121	141.11.2021	26-000-000-21-2124-000C	54,482.17
Vendor Total:					54,482.17
Fund Total:					54,482.17
40 Capital Projects					
04121 UMB Bank N.A.					
Memorial Park Fountain	0	9193_2110050000	171.11.2021	40-101-000-53-5349-000C	33.80
CAC Stairs	0	9193_2110150000	171.11.2021	40-101-000-53-5349-000C	234.54
Parks Rooftop Units	0	9292_2110210000	171.11.2021	40-800-811-57-5701-0000	978.83
Vendor Total:					1,247.17
Fund Total:					1,247.17
60 Golf Fund					
04121 UMB Bank N.A.					
DirectTV Arrowhead 10/21/21-11/20/21	0	0134_2110230000	171.11.2021	60-000-000-52-5211-0000	274.99
Meeting	0	0191_2110270000	171.11.2021	60-000-000-54-5434-000C	34.40
Propane	0	0256_2110140000	171.11.2021	60-612-000-53-5302-000C	99.99
Air Filter	0	0256_2110200000	171.11.2021	60-000-000-54-5441-000C	290.22
Platinum Cctv Replace Cameras	0	0256_2110220000	171.11.2021	60-000-000-54-5441-000C	145.00
Locator	0	0331_2110020000	171.11.2021	60-601-000-53-5343-000C	662.99
Office Chair	0	0331_2110100000	171.11.2021	60-000-000-53-5302-000C	99.99
Electrical Supplies for Bar Televisions	0	0331_2110140000	171.11.2021	60-000-000-53-5312-000C	202.50
Amazon Holiday Bar	0	0331_2110200000	171.11.2021	60-612-902-53-5389-000C	39.95
Decorations	0	0331_2110240000	171.11.2021	60-612-902-53-5389-000C	240.90
Canopy Tent	0	0331_2110240000	171.11.2021	60-000-000-53-5302-000C	195.95
Office Supplies	0	0331_2110240000	171.11.2021	60-000-000-53-5302-000C	15.98
Amazon Holiday Bar	0	0331_2110260000	171.11.2021	60-612-902-53-5389-000C	41.00
Amazon Holiday Bar	0	0331_2110260000	171.11.2021	60-612-902-53-5389-000C	199.88
Amazon Holiday Bar	0	0331_2110260000	171.11.2021	60-612-902-53-5389-000C	552.47
Annual Zoom Subscription	0	0455_2110010000	171.11.2021	60-000-000-54-5425-000C	49.98
Memorial Park Wrap Up Meeting	0	0455_2110050000	171.11.2021	60-000-000-54-5434-000C	100.56
Ex Director Legal Symposium	0	0463_2110070000	171.11.2021	60-000-000-54-5432-000C	70.34
Ex Asst IPRA Membership Renewal	0	0463_2110290000	171.11.2021	60-000-000-16-1636-000C	88.00
Ex Director IPRA Membership Renewal	0	0463_2110290000	171.11.2021	60-000-000-16-1636-000C	88.00
Supplies for Arrowhead	0	0538_2110010000	171.11.2021	60-000-000-53-5345-000C	145.10
Wedding Cake	0	0660_2110050000	171.11.2021	60-612-901-52-5292-000C	287.37
Wedding Cake	0	0660_2110050000	171.11.2021	60-612-901-52-5292-000C	221.40
Staff Lunch	0	0660_2110060000	171.11.2021	60-000-000-54-5434-000C	317.55

Fund **Description**
Vendor No **Vendor Name**

Line Item Description	Check No	Invoice Number	Batch Number	GL Account Number	Amount
Refund for Tax	0	0660_2110080000	171.11.2021	60-000-000-54-5434-000C	-23.14
Wedding Cake	0	0660_2110190000	171.11.2021	60-612-901-52-5292-000C	351.18
Wedding Cake	0	0660_2110190000	171.11.2021	60-612-901-52-5292-000C	351.18
Refund for NPRA Hotel	0	0660_2110210000	171.11.2021	60-000-000-54-5432-000C	-322.70
Professional Fees	0	0736_2110020000	171.11.2021	60-418-902-52-5208-000C	25.00
Professional Fees	0	0736_2110020000	171.11.2021	60-418-912-52-5208-000C	17.50
Professional Fees	0	0736_2110020000	171.11.2021	60-418-901-52-5208-000C	17.50
Music Subscription Service	0	0751_2110010000	171.11.2021	60-612-902-52-5225-000C	52.94
Apple Strudel	0	0751_2110020000	171.11.2021	60-000-000-14-1415-000C	50.61
PDRMA Training	0	0751_2110200000	171.11.2021	60-000-000-54-5432-000C	199.00
Dupage County Building Permit	0	0751_2110200000	171.11.2021	60-000-000-52-5210-000C	180.00
PDRMA Training	0	0751_2110200000	171.11.2021	60-000-000-54-5432-000C	199.00
Opentable	0	0751_2110280000	171.11.2021	60-612-000-52-5210-000C	747.00
Staff Luncheon	0	0777_2110040000	171.11.2021	60-000-000-54-5434-000C	71.21
Wedding Late Night Snack	0	0777_2110050000	171.11.2021	60-612-901-52-5292-000C	135.50
Wedding Late Night Snack	0	0777_2110150000	171.11.2021	60-612-901-52-5292-000C	63.00
Wedding Late Night Snack	0	0777_2110150000	171.11.2021	60-612-901-52-5292-000C	121.00
Wedding Sweet Table	0	0777_2110160000	171.11.2021	60-612-901-52-5292-000C	29.39
Naper Settlement Wedding Showcase - 1/15/22	0	0777_2110190000	171.11.2021	60-000-000-16-1636-000C	325.00
PDRMA HELP Training	0	0777_2110200000	171.11.2021	60-000-000-54-5432-000C	199.00
Bagels for Corp Event Breakfast	0	0777_2110200000	171.11.2021	60-000-000-14-1415-000C	9.48
Baked Goods for Corp Event	0	0777_2110200000	171.11.2021	60-000-000-14-1415-000C	13.98
Soup Cups Rented for Wedding	0	0777_2110250000	171.11.2021	60-612-000-52-5220-000C	171.60
Wedding Late Night Snack	0	0777_2110260000	171.11.2021	60-612-901-52-5292-000C	135.50
Uniforms for Banquets	0	0777_2110270000	171.11.2021	60-612-901-53-5330-000C	364.00
Beer	0	0785_2110240000	171.11.2021	60-000-000-14-1412-000C	33.97
Hartland Clarke Deposit Tickets	0	0793_2110230000	171.11.2021	60-612-000-52-5214-000C	8.71
Hartland Clarke Deposit Tickets	0	0793_2110230000	171.11.2021	60-612-000-52-5214-000C	16.87
Hartland Clarke Deposit Tickets	0	0793_2110230000	171.11.2021	60-611-000-52-5214-0000	8.71
Arrowhead Parking Lot Lights	0	9193_2110030000	171.11.2021	60-000-000-53-5312-000C	687.98
Arrowhead Parking Lot	0	9193_2110170000	171.11.2021	60-000-000-53-5312-000C	745.90
Yelp Monthly Fee	0	9342_2110020000	171.11.2021	60-612-415-54-5426-000C	75.00
CMS Text LLC	0	9342_2110020000	171.11.2021	60-612-415-54-5426-000C	63.90
Vendor Total:					9,589.28
04221 Plug & Pay Technologies					
10/21 Plug N Pay Gateway Fees	0	103121	141.11.2021	60-611-000-52-5239-0000	178.30
10/21 Plug N Pay Gateway Fees	0	103121	141.11.2021	60-612-000-52-5239-000C	15.00
Vendor Total:					193.30
04274 Columbus Data Services LLC					
10/21 ATM ICHG Trans Service Fees	0	103121	141.11.2021	60-000-000-52-5214-000C	18.52
Vendor Total:					18.52
04287 Global Payments Inc					
10/21 Merchant CC Processing Fees	0	103121	141.11.2021	60-612-000-52-5239-000C	4,460.07
10/21 Merchant CC Processing Fees	0	103121	141.11.2021	60-611-000-52-5239-0000	5,935.67
Vendor Total:					10,395.74
04292 American Express					
10/21 Merchant CC Processing Fees	0	103121	141.11.2021	60-612-000-52-5239-000C	352.01
10/21 Merchant CC Processing Fees	0	103121	141.11.2021	60-611-000-52-5239-0000	394.40
Vendor Total:					746.41
04374 Wheaton Bank and Trust Company					
Wheaton Bank & Trust Bank Service Charges fo 0		103121	141.11.2021	60-000-000-52-5214-000C	451.00
To Record ATM Replenishment out of the WB& 0		111621ATM	141.11.2021	60-000-000-10-1011-0000	14,000.00

Fund Description
Vendor No Vendor Name

Line Item Description	Check No	Invoice Number	Batch Number	GL Account Number	Amount
Vendor Total:					14,451.00
06279 Paylocity Corporation					
11/05/20 Payroll Processing	0	109148578	141.11.2021	60-000-000-52-5211-0000	518.51
11/19/20 Payroll Processing	0	109221445	141.11.2021	60-000-000-52-5211-0000	1,632.76
Vendor Total:					2,151.27
06712 FDS Holdings Inc.					
10/21 Cardconnect Gateway Fees	0	103121	141.11.2021	60-612-901-52-5239-0000	2,771.28
10/21 Cardconnect Gateway Fees	0	103121	141.11.2021	60-611-000-52-5239-0000	35.00
Vendor Total:					2,806.28
Fund Total:					40,351.80
70 Information Technology					
04121 UMB Bank N.A.					
Computer Accessories	0	0173_2110200000	171.11.2021	70-000-000-53-5305-0000	14.44
Computer Accessories	0	0173_2110240000	171.11.2021	70-000-000-53-5305-0000	17.99
IT Supplies	0	0173_2110310000	171.11.2021	70-000-000-53-5305-0000	11.98
Apple IMAC	0	9342_2110210000	171.11.2021	70-000-000-53-5305-0000	2,309.00
Vendor Total:					2,353.41
Fund Total:					2,353.41
Report Total:					203,023.27

Accounts Payable

Checks Approval Document

User: rtucker
Printed: 12/7/2021 - 4:54 PM



Wheaton Park District


Board of Commissioners Report From the Period Beginning November 10, 2021 and Ending December 07, 2021.


Fund	Description	Amount
10	General	73,110.61
20	Recreation	199,056.76
22	Cosley Zoo	61,677.61
23	Liability	42,458.29
30	Debt Service	647.37
40	Capital Projects	7,660.06
60	Golf Fund	132,482.25
70	Information Technology	27,060.09

Report Total: 544,153.04

To the Board of Commissioners

The payment of the above listed accounts has been accepted by the Park District Board of Commissioners at their meeting held on December 15, 2021.


(Treasurer)


(Secretary)

Accounts Payable

Checks Approval List

User: rtucker
Printed: 12/7/2021 - 4:56 PM



Wheaton Park District

Board of Commissioners Report From the Period Beginning November 10, 2021 and Ending December 07, 20

Fund	Description	Vendor No	Vendor Name	Line Item Description	Check No	Invoice Number	Batch Number	GL Account Number	Amount
10	General								
00021	Alexander Equipment Co. Inc.			Chainsaws	212869	173659	121.12.2021	10-101-000-53-5306-000C	891.90
Vendor Total:									891.90
00042	Anderson Elevator Co.			PSC Elevator Maintenance November 2021	212673	INV-49556-N5V8	112.11.2021	10-101-000-52-5211-0000	150.00
				DHM Elevator Maintenance November 2021	212673	INV-49557-C4K7	112.11.2021	10-101-854-52-5211-0000	208.00
Vendor Total:									358.00
00068	AT&T Mobility			386-1562 Parks Dept 091821-101721	212676	877051597_1021	112.11.2021	10-101-000-52-5265-000C	5.54
				386-1616 Parks Dept 091821-101721	212676	877051597_1021	112.11.2021	10-101-000-52-5265-000C	5.97
				639-8267 Parks Dept 091821-101721	212676	877051597_1021	112.11.2021	10-101-000-52-5265-000C	5.54
				639-8599 Parks Dept 091821-101721	212676	877051597_1021	112.11.2021	10-101-000-52-5265-000C	73.32
				639-8783 K. Flynn 091821-101721	212676	877051597_1021	112.11.2021	10-101-000-52-5265-000C	48.02
				300-4503 D. Siciliano 091821-101721	212676	877051597_1021	112.11.2021	10-000-000-52-5265-000C	73.31
				957-7741 R. Trainor 091821-101721	212676	877051597_1021	112.11.2021	10-419-000-52-5265-000C	49.57
				346-9175 Marketing Tablet 7 091821-101721	212676	877051597_1021	112.11.2021	10-000-415-52-5265-000C	30.29
				945-7726 M. Benard 091821-101721	212676	877051597_1021	112.11.2021	10-000-000-52-5265-000C	73.32
				464-0161 R. Sperl 091821-101721	212676	877051597_1021	112.11.2021	10-101-000-52-5265-000C	73.31
				639-8115 Parks Dept 091821-101721	212676	877051597_1021	112.11.2021	10-101-000-52-5265-000C	9.89
				639-8117 Parks Dept 091821-101721	212676	877051597_1021	112.11.2021	10-101-000-52-5265-000C	5.54
				251-1888 L. Zavala 091821-101721	212676	877051597_1021	112.11.2021	10-101-000-52-5265-000C	12.76
				386-1439 Parks Dept 091821-101721	212676	877051597_1021	112.11.2021	10-101-000-52-5265-000C	5.54
				386-1482 Parks Dept 091821-101721	212676	877051597_1021	112.11.2021	10-101-000-52-5265-000C	5.54
				917-4832 P. Stanczak 091821-101721	212676	877051597_1021	112.11.2021	10-101-000-52-5265-000C	73.32
				917-4835 D. Seymour 091821-101721	212676	877051597_1021	112.11.2021	10-101-000-52-5265-000C	73.32
				234-2925 Martha H. 091821-101721	212676	877051597_1021	112.11.2021	10-419-000-52-5265-000C	48.01
				234-1025 Parks Tablet 8 091821-101721	212676	877051597_1021	112.11.2021	10-101-000-52-5265-000C	30.29
				251-5866 Events Tablet 10 091821-101721	212676	877051597_1021	112.11.2021	10-000-415-52-5265-000C	30.29
				251-8452 Tablet 11 Events 091821-101721	212676	877051597_1021	112.11.2021	10-000-415-52-5265-000C	30.29
				240-0798 Hot Spot 1 Events 091821-101721	212676	877051597_1021	112.11.2021	10-000-415-52-5265-000C	43.23
				Equipment 091821-101721	212676	877051597_1021	112.11.2021	10-000-000-53-5302-000C	199.98
				815-6705 Events iPad 091821-101721	212676	877051597_1021	112.11.2021	10-000-416-52-5265-190C	78.24
				815-6706 Events iPad 091821-101721	212676	877051597_1021	112.11.2021	10-000-416-52-5265-190C	23.24
				815-6707 Events iPad 091821-101721	212676	877051597_1021	112.11.2021	10-000-416-52-5265-190C	23.24
				815-1067 Sandra S. 091821-101721	212676	877051597_1021	112.11.2021	10-419-000-52-5265-000C	73.32
Vendor Total:									1,204.23
00110	Benard, Michael J.			Reimburse for Meeting Meal with CUSD Superi	212874	112221	121.12.2021	10-000-000-54-5438-000C	58.97
Vendor Total:									58.97
00164	Carol Stream Lawn and Power			Parts	212684	474380	112.11.2021	10-101-000-53-5315-000C	57.73
				PSC 39838 Equip 1511	212877	474580	121.12.2021	10-101-000-53-5315-000C	41.70
				PSC 39837 Equip 1512	212877	474581	121.12.2021	10-101-000-53-5315-000C	49.80

Fund	Description	Vendor No	Vendor Name	Line Item Description	Check No	Invoice Number	Batch Number	GL Account Number	Amount
PSC 39839					212877	474599	121.12.2021	10-101-000-53-5315-000C	5.30
Parts					212758	475264	113.11.2021	10-101-000-53-5315-000C	21.93
2911 PSC 40481					212877	475572	121.12.2021	10-101-000-53-5315-000C	26.67
2910 PSC 40563					212877	475712	121.12.2021	10-101-000-53-5315-000C	79.80
Parts					212877	475750	121.12.2021	10-101-000-53-5315-000C	37.09
Credit Inv# 475712					212877	475751	121.12.2021	10-101-000-53-5315-000C	-65.66
Vendor Total:									254.36
00192	City of Wheaton								
Patrol Services for OF & NR (10/2/21)					212687	510293	112.11.2021	10-000-416-52-5241-191C	323.60
Vendor Total:									323.60
00193	City of Wheaton								
Prairie Path Park 100721-110521					212816	0004420000_1121	114.11.2021	10-000-000-52-5264-000C	22.29
Hurley Park 100721-110521					212816	0021856000_1121	114.11.2021	10-000-000-52-5264-000C	22.29
Parks & Planning 100621-110421					212816	0029220000_1121	114.11.2021	10-101-000-52-5264-000C	218.06
W W Stevens Park 100621-110421					212816	0055220100_1121	114.11.2021	10-000-000-52-5264-000C	20.89
855 Prairie 100621-110421					212816	0310060201_1121	114.11.2021	10-000-856-52-5264-000C	143.88
Kelly Park/Edison 100721-110521					212816	0370840000_1121	114.11.2021	10-000-000-52-5264-000C	63.05
DC Hist Museum 100621-110421					212816	0396760000_1121	114.11.2021	10-000-000-52-5264-000C	40.24
DC Hist Museum 100621-110421					212816	0396760000_1121	114.11.2021	10-430-000-52-5264-000C	17.24
Northside Park 100621-110621					212816	0402460000_1121	114.11.2021	10-000-000-52-5264-000C	106.25
Memorial Park 100621-110421					212816	0417770200_1121	114.11.2021	10-000-000-52-5264-000C	290.06
Seven Gables Park 100721-110521					212816	0500620100_1121	114.11.2021	10-000-000-52-5264-000C	79.08
Scotdale Park 100721-110521					212816	0551600000_1121	114.11.2021	10-000-000-52-5264-000C	20.89
Briar Patch Park 100721-110521					212816	0642091600_1121	114.11.2021	10-000-000-52-5264-000C	20.89
Briar Patch Park 100721-110521					212816	0642091700_1121	114.11.2021	10-000-000-52-5264-000C	43.08
Triangle Park 100621-110421					212816	0666060100_1121	114.11.2021	10-000-000-52-5264-000C	22.29
Hillside Park 100721-110521					212816	0670480200_1121	114.11.2021	10-000-000-52-5264-000C	20.89
Sunnyside Park 100721-110521					212816	0674020000_1121	114.11.2021	10-000-000-52-5264-000C	20.89
Hoffman Park 100621-110421					212816	0693200000_1121	114.11.2021	10-000-000-52-5264-000C	20.89
Briarknoll Park 100721-110521					212816	0922450100_1121	114.11.2021	10-000-000-52-5264-000C	20.89
Vendor Total:									1,214.04
00243	DuPage County Public Works								
Briar Patch Park 080621-100721					212887	15519513_1021	121.12.2021	10-000-000-52-5264-000C	266.72
Vendor Total:									266.72
00309	Ortiz, Gabriel								
Night Run DJ on 10/02/21- Additional Due					212730	100221-01	112.11.2021	10-000-416-52-5241-191C	200.00
Vendor Total:									200.00
00386	Hagg Press Inc								
2021 All Staff Meeting Printing					212830	114396	114.11.2021	10-000-000-54-5434-000C	203.00
Vendor Total:									203.00
00406	Commonwealth Edison								
Seven Gables Park 101121-110921					212820	8679428014_1121	114.11.2021	10-000-000-52-5260-000C	14.18
Vendor Total:									14.18
00408	Community School District 200								
Paper Order					212691	102721	112.11.2021	10-000-856-53-5302-000C	322.00
Vendor Total:									322.00
00417	Constellation NewEnergy Inc								
Main Street Tennis Lighting 100621-110421					212765	0081092079_1121	113.11.2021	10-000-000-52-5260-000C	45.99
Parks & Planning 101221-111021					212765	1785163109_1121	113.11.2021	10-101-000-52-5260-000C	767.55

Fund Description
Vendor No Vendor Name

Line Item Description	Check No	Invoice Number	Batch Number	GL Account Number	Amount
Overpass Bridge 101321-111121	212822	2115116037_1121	114.11.2021	10-000-000-52-5260-000C	66.50
Northside Park 101321-111121	212882	2423026020_1121	121.12.2021	10-000-000-52-5260-000C	73.38
C L Herrick Park 101421-111221	212822	6703043016_1121	114.11.2021	10-000-000-52-5260-000C	54.40
Northside Park 102021-111821	212882	7203024021_1121	121.12.2021	10-000-000-52-5260-000C	446.54
Briar Patch Park 100821-110821	212765	7671244006_1121	113.11.2021	10-000-000-52-5260-000C	40.80
Hurley Park 101121-110921	212765	7928415004_1121	113.11.2021	10-000-000-52-5260-000C	21.54
Northside Park 101321-111121	212882	8351597001_1121	121.12.2021	10-000-000-52-5260-000C	218.34
855 Prairie 101321-111121	212822	8603078055_1121	114.11.2021	10-000-856-52-5260-000C	834.32
Seven Gables Park 101121-110921	212765	8679427008_1121	113.11.2021	10-000-000-52-5260-000C	36.55
DC History Museum 100621-110421	212765	8843216006_1121	113.11.2021	10-000-000-52-5260-000C	631.66
DC History Museum 100621-110421	212765	8843216006_1121	113.11.2021	10-430-000-52-5260-000C	270.71
Memorial Park 100621-110421	212882	8843562003_1121	121.12.2021	10-000-000-52-5260-000C	24.49
Vendor Total:					3,532.77
00615 MENARDS WEST CHICAGO					
Supplies	212722	39293	112.11.2021	10-101-000-53-5314-000C	49.87
Ice Rink	212839	40120	114.11.2021	10-101-000-53-5314-000C	919.34
Vendor Total:					969.21
00617 MENARDS GLENDALE HEIGHTS					
Sign Shop	212721	77713	112.11.2021	10-101-000-53-5314-000C	30.26
Supplies	212721	77782	112.11.2021	10-101-000-53-5314-000C	44.28
Vendor Total:					74.54
00671 NCPERS - IL IMRF - 0817					
October 2021 NCPERS	212726	0817112021	112.11.2021	10-000-000-21-2130-000C	192.00
Vendor Total:					192.00
00680 Northern Illinois Gas Company					
855 Prairie 101521-111621	212841	0402035172_1121	114.11.2021	10-000-856-52-5261-000C	95.36
855 Prairie 101521-111621	212841	0693040819_1121	114.11.2021	10-000-856-52-5261-000C	71.66
855 Prairie 101521-111621	212841	0835554754_1121	114.11.2021	10-000-856-52-5261-000C	68.97
855 Prairie 101521-111621	212841	1366082885_1121	114.11.2021	10-000-856-52-5261-000C	71.12
Parks & Planning 101121-111021	212841	4604071755_1121	114.11.2021	10-101-000-52-5261-000C	569.12
855 Prairie 101521-111621	212841	5076137885_1121	114.11.2021	10-000-856-52-5261-000C	50.69
DC History Museum 101321-111221	212841	5389121000_1121	114.11.2021	10-000-000-52-5261-000C	162.15
DC History Museum 101321-111221	212841	5389121000_1121	114.11.2021	10-430-000-52-5261-000C	69.50
Vendor Total:					1,158.57
00742 Pepsi Beverages Company					
Pepsi Order for Summer Concerts	212731	47789005	112.11.2021	10-000-416-53-5346-190C	187.80
Pepsi Order for Summer Concerts	212731	LF211017702567	112.11.2021	10-000-416-53-5346-190C	7.53
Vendor Total:					195.33
00792 Reinders Inc					
Truck #1383 Supplies	212736	1902521-00	112.11.2021	10-101-000-53-5315-000C	25.86
Truck #1363 Supplies	212736	1902521-01	112.11.2021	10-101-000-53-5315-000C	605.31
Vendor Total:					631.17
00825 Russo Hardware Inc					
#1116 #1103 PSC 39481	212794	SPI10900653	113.11.2021	10-101-000-53-5315-000C	81.98
Vendor Total:					81.98
00864 Production Plus Graphics Inc					
Sign Shop Supplies	212848	CG-315169	114.11.2021	10-101-000-53-5314-000C	347.72
Supplies	212848	CG-315685	114.11.2021	10-101-000-53-5314-000C	106.44

Fund **Description**
Vendor No **Vendor Name**

Line Item Description	Check No	Invoice Number	Batch Number	GL Account Number	Amount
Vendor Total:					454.16
01023 Waste Management of Illinois Inc					
Parks & Planning 100121-103121	212922	207653823005_1021	121.12.2021	10-101-000-52-5263-000C	720.76
PSC Dirt Dump Projects	212864	3415725-2011-0	114.11.2021	10-101-000-53-5314-000C	1,872.87
Dirt Dumpster	212922	3415971-2011-0	121.12.2021	10-101-000-53-5314-000C	739.80
Vendor Total:					3,333.43
01043 Wheaton Sanitary District					
DC Hist Museum 100621-110421	212924	020785000_1121	121.12.2021	10-000-000-52-5264-000C	19.71
DC Hist Museum 100621-110421	212924	020785000_1121	121.12.2021	10-430-000-52-5264-000C	8.45
Seven Gables Park 100721-110521	212924	022415000_1121	121.12.2021	10-000-000-52-5264-000C	40.41
Manchester Park 100621-110421	212924	026101000_1121	121.12.2021	10-000-000-52-5264-000C	28.16
Parks & Planning 100621-110421	212924	027991000_1121	121.12.2021	10-101-000-52-5264-000C	85.34
Northside Park 100621-110621	212924	037067000_1121	121.12.2021	10-000-000-52-5264-000C	40.41
Prairie Path Park 100721-110521	212924	037561000_1121	121.12.2021	10-000-000-52-5264-000C	22.74
855 Prairie 100621-110421	212924	041834000_1121	121.12.2021	10-000-856-52-5264-000C	77.17
Memorial Park 100621-110421	212924	049370000_1121	121.12.2021	10-000-000-52-5264-000C	126.18
Vendor Total:					448.57
02243 Holsteins Garage					
Parts	212833	51915	114.11.2021	10-101-000-53-5315-000C	515.00
Labor	212833	51915	114.11.2021	10-101-000-52-5210-000C	100.00
Vendor Total:					615.00
02254 Marathon Sportswear					
Neck Gaiters	212720	62557	112.11.2021	10-101-000-53-5330-000C	555.00
Vendor Total:					555.00
02300 Home Depot Credit Services					
Signs/Carpentry	212711	3010822	112.11.2021	10-101-000-53-5314-000C	68.24
Return of Landscape Supplies	212711	4204108	112.11.2021	10-101-000-53-5331-000C	-39.98
CAC Pavers	212711	5341563	112.11.2021	10-101-000-53-5331-000C	39.98
Vendor Total:					68.24
02796 NAPA					
Truck #1119 Supplies	212725	5736-613687	112.11.2021	10-101-000-53-5315-000C	82.37
Truck #1119 Supplies	212725	5736-613708	112.11.2021	10-101-000-53-5315-000C	26.21
Supplies	212725	5736-614473	112.11.2021	10-101-000-53-5315-000C	6.29
Supplies	212725	5736-614476	112.11.2021	10-101-000-53-5315-000C	40.93
Supplies	212725	5736-614725	112.11.2021	10-101-000-53-5315-000C	-62.04
Truck #1103 Supplies	212725	5736-614810	112.11.2021	10-101-000-53-5315-000C	88.70
Truck #1011 Supplies	212725	5736-614900	112.11.2021	10-101-000-53-5315-000C	137.14
Supplies	212725	5736-615606	112.11.2021	10-101-000-53-5315-000C	59.94
Supplies for Stock	212725	5736-616199	112.11.2021	10-101-000-53-5315-000C	14.12
Supplies for Stock	212725	5736-616233	112.11.2021	10-101-000-53-5315-000C	3.98
Supplies	212725	5736-616517	112.11.2021	10-101-000-53-5315-000C	2.95
Supplies	212725	5736-616611	112.11.2021	10-101-000-53-5315-000C	2.45
Truck #1151 Supplies	212725	5736-616742	112.11.2021	10-101-000-53-5315-000C	137.37
Truck #1511 Supplies	212725	5736-617206	112.11.2021	10-101-000-53-5315-000C	20.70
Truck #1193 Supplies	212725	5736-617287	112.11.2021	10-101-000-53-5315-000C	17.09
Vendor Total:					578.20
02812 Blue Sky Marketing Group Ltd.					
Patches	212754	30674	113.11.2021	10-101-000-53-5330-000C	248.90
Vendor Total:					248.90

Fund **Description**
Vendor No **Vendor Name**

Line Item	Description	Check No	Invoice Number	Batch Number	GL Account Number	Amount
03163	Advanced Turf Solutions					
Seed and Fertilizer		212747	INV4527749	113.11.2021	10-101-000-53-5333-000C	4,970.00
					Vendor Total:	4,970.00
03355	First Illinois Systems Inc.					
Pest Control November 2021		212704	29636	112.11.2021	10-430-000-52-5210-000C	103.00
					Vendor Total:	103.00
03406	DuPage County Historical Society					
DCHS Local Books		212771	101121	113.11.2021	10-000-000-14-1433-000C	312.00
					Vendor Total:	312.00
03481	Tressler LLP					
Services through 10/31/21		212859	437589	114.11.2021	10-000-000-52-5207-000C	186.67
					Vendor Total:	186.67
03754	Comcast Cable					
DC History Museum 112221-122121		212819	87712040736543_12	114.11.2021	10-000-000-52-5262-000C	108.35
Prairie 110521-120421		212690	87712047035906_12	112.11.2021	10-000-856-52-5262-000C	238.35
Parks Services 111721-121621		212764	87712047526761_12	113.11.2021	10-101-000-52-5262-000C	108.35
					Vendor Total:	455.05
03761	Goddard, Leslie Elizabeth					
Eleanor Roosevelt Program 11/06/2021		212706	11012021	112.11.2021	10-430-000-52-5210-000C	350.00
					Vendor Total:	350.00
03862	Redexim North America					
Repairs AGC		212912	0105932	121.12.2021	10-101-000-53-5306-000C	1,248.78
					Vendor Total:	1,248.78
04055	Illinois Heritage Association					
2021 Dues IHA		212712	2021-1933	112.11.2021	10-430-000-54-5425-000C	45.00
					Vendor Total:	45.00
04109	Power Up Batteries LLC.					
Trucks 1116 & 1187		212847	P45591502	114.11.2021	10-101-000-53-5315-000C	263.24
					Vendor Total:	263.24
04296	Culligan DuPage Soft Water Service Inc					
Drinking Water October 2021		212696	262006_1021W	112.11.2021	10-000-856-53-5302-000C	41.93
Water Cooler Rental November 2021		212696	262006_1121R	112.11.2021	10-000-856-52-5220-000C	6.00
					Vendor Total:	47.93
04896	Quadient Finance USA Inc.					
Sure Seal 7900044036659674		212911	790004403665967	121.12.2021	10-000-856-53-5302-000C	39.58
Sure Seal for Postage Machine		212735	INV16491909	112.11.2021	10-000-000-53-5302-000C	32.93
					Vendor Total:	72.51
05765	Luetkehans, Phillip					
Services through 10/19/21		212716	54	112.11.2021	10-000-000-52-5207-000C	376.17
					Vendor Total:	376.17
05810	US Bank Equipment Finance					
Prairie Finance Nov 2021		212806	76404_1121	113.11.2021	10-419-000-52-5211-0000	29.81
Museum Nov 2021		212806	82277_1121	113.11.2021	10-000-000-52-5211-0000	272.66
Parks Nov 2021		212806	82522_1121	113.11.2021	10-101-000-52-5211-0000	136.33

Fund	Description					
Vendor No	Vendor Name					
Line Item Description	Check No	Invoice Number	Batch Number	GL Account Number	Amount	
Prairie Nov 2021	212806	82571_1121	113.11.2021	10-000-856-52-5211-0000	227.21	
				Vendor Total:	666.01	
05819 Lincoln School PTA						
Reissue AP #164591 12/16/2019 for Lincoln Sch 212784		164591	113.11.2021	10-000-000-25-2580-0000	75.00	
				Vendor Total:	75.00	
05943 COEO SOLUTIONS LLC						
Museum 110121-113021	212689	11000057_1121	112.11.2021	10-000-000-52-5262-0000	661.53	
Prairie 110121-113021	212689	11000057_1121	112.11.2021	10-000-856-52-5262-0000	787.83	
Parks 110121-113021	212689	11000057_1121	112.11.2021	10-101-000-52-5262-0000	661.53	
				Vendor Total:	2,110.89	
06228 Voyant Communications						
Finance 110121-113021	212743	111390_1121	112.11.2021	10-419-000-52-5262-0000	202.80	
Parks 110121-113021	212743	111390_1121	112.11.2021	10-101-000-52-5262-0000	263.01	
HR 110121-113021	212743	111390_1121	112.11.2021	10-418-000-52-5262-0000	57.04	
Admin 110121-113021	212743	111390_1121	112.11.2021	10-000-000-52-5262-0000	85.56	
DCHM 110121-113021	212743	111390_1121	112.11.2021	10-430-000-52-5262-0000	38.03	
				Vendor Total:	646.44	
06243 Doty Nurseries LLC						
District Trees	212770	179012	113.11.2021	10-101-000-53-5331-0000	4,110.00	
				Vendor Total:	4,110.00	
06250 LRS Holdings LLC						
Parks & Planning 120121-123121	212905	47783.4 PSC_1221	121.12.2021	10-101-000-52-5263-0000	35.00	
Restrooms for Night Run and October Fest (10/2 212715		PS410599	112.11.2021	10-000-416-52-5241-1910	313.50	
				Vendor Total:	348.50	
06308 Westlake Hardware Inc						
Parts	212923	12507594	121.12.2021	10-101-000-53-5315-0000	16.19	
Carpentry for Signs	212923	12507597	121.12.2021	10-101-000-53-5314-0000	17.24	
Carpentry for Signs	212923	12507603	121.12.2021	10-101-000-53-5314-0000	129.09	
Supplies Gorilla Tape	212923	12507613	121.12.2021	10-101-000-53-5314-0000	32.37	
Supplies	212923	12507619	121.12.2021	10-101-856-53-5311-0000	4.49	
Sign Shop Supplies	212923	12507643	121.12.2021	10-101-000-53-5314-0000	54.86	
Hose Mender	212923	12507646	121.12.2021	10-101-000-53-5315-0000	4.48	
Fasteners	212923	12507672	121.12.2021	10-101-000-53-5315-0000	4.86	
Supplies	212923	12507673	121.12.2021	10-101-000-53-5347-0000	24.27	
Supplies	212923	12507674	121.12.2021	10-101-000-53-5347-0000	24.81	
Parts	212923	12507683	121.12.2021	10-101-000-53-5315-0000	7.37	
Supplies	212923	12507700	121.12.2021	10-101-000-53-5314-0000	40.25	
Supplies	212923	12507705	121.12.2021	10-101-000-53-5315-0000	21.58	
Supplies	212923	12608022	121.12.2021	10-101-000-53-5314-0000	13.47	
				Vendor Total:	395.33	
06421 Way 2 Easy, Inc.						
Quarterly Security DHM	212807	INV-013636	113.11.2021	10-101-854-52-5211-0000	569.97	
Quarterly Security PSC	212807	INV-013638	113.11.2021	10-101-000-52-5211-0000	434.97	
Quarterly Security Prairie	212807	INV-013639	113.11.2021	10-101-856-52-5211-0000	353.97	
				Vendor Total:	1,358.91	
06542 Call One, Inc.						
Admin 111521-121421	212757	97900018657_1221	113.11.2021	10-000-000-52-5262-0000	233.37	

Fund	Description					
Vendor No	Vendor Name					
Line Item Description	Check No	Invoice Number	Batch Number	GL Account Number	Amount	
Vendor Total:					233.37	
06645 Schaffer, Cynthia						
Mollie's War 11/13/2021	212737	111321	112.11.2021	10-430-000-52-5210-000C	200.00	
Vendor Total:					200.00	
06674 Lingo Communications LLC						
Admin 110421-120321	212785	960579_1221	113.11.2021	10-000-000-52-5262-000C	149.43	
Finance 110421-120321	212785	960579_1221	113.11.2021	10-419-000-52-5262-000C	49.81	
HR 110421-120321	212785	960579_1221	113.11.2021	10-418-000-52-5262-000C	49.81	
Parks 110421-120321	212785	960579_1221	113.11.2021	10-101-000-52-5262-000C	249.05	
Vendor Total:					498.10	
06813 Air-Rite Heating & Cooling, Inc.						
Prairie HVAC	212669	194399	112.11.2021	10-101-856-52-5210-000C	23,775.00	
Vendor Total:					23,775.00	
06834 Eternally Green Lawn Care						
Herbicide Treatment 102521-110521	212889	100010112021FWC	121.12.2021	10-101-000-52-5210-000C	10,354.50	
Vendor Total:					10,354.50	
06939 Lynch, Terrence						
Day of Infamy 12/07/21	212717	11012021	112.11.2021	10-430-000-52-5210-000C	300.00	
Vendor Total:					300.00	
06971 Atlas First Access, LLC						
Parts	212872	V24444	121.12.2021	10-101-000-53-5315-000C	376.00	
Vendor Total:					376.00	
06982 Barnett, William C.						
Presentation with DCHS on 10/16/21	212753	101621	113.11.2021	10-430-000-52-5210-000C	200.00	
Vendor Total:					200.00	
06983 Keating, Ann Durkin						
Presentation with DCHS on 10/16/21	212781	101621	113.11.2021	10-430-000-52-5210-000C	200.00	
Vendor Total:					200.00	
TMP*3546 McCracken, Kimberly						
Reissue Payroll DD 11/19/21 for McCracken	212906	11214	121.12.2021	10-000-000-25-2581-000C	384.14	
Vendor Total:					384.14	
Fund Total:					73,110.61	
20 Recreation						
00001 1st AYD Corporation						
Linens	212667	PSI487414	112.11.2021	20-101-225-53-5316-000C	1,103.44	
Vendor Total:					1,103.44	
00041 Anderson Lock						
Key Blanks	212870	1080011	121.12.2021	20-220-225-53-5302-000C	59.96	
Vendor Total:					59.96	
00042 Anderson Elevator Co.						
CC Elevator Maintenance November 2021	212673	INV-49558-K7P2	112.11.2021	20-101-220-52-5211-0000	183.00	
CAC Elevator Maintenance November 2021	212673	INV-49559-F9S4	112.11.2021	20-101-225-52-5211-0000	189.00	

Fund	Description	Vendor No	Vendor Name	Line Item Description	Check No	Invoice Number	Batch Number	GL Account Number	Amount
Vendor Total:									372.00
00054	Aqua Pure Enterprises Inc.								
	Service Rice Pool	212750	0136402-IN	113.11.2021		20-101-232-52-5210-000C			220.00
Vendor Total:									220.00
00068	AT&T Mobility								
	639-8642 Camp No Name 091821-101721	212676	877051597_1021	112.11.2021		20-220-207-52-5265-000C			5.54
	346-9428 J. Martinson 091821-101721	212676	877051597_1021	112.11.2021		20-220-207-52-5265-000C			48.01
	346-5702 M. Wrobel 091821-101721	212676	877051597_1021	112.11.2021		20-220-305-52-5265-000C			48.01
	536-4138 V. Beyer 091821-101721	212676	877051597_1021	112.11.2021		20-000-200-52-5265-000C			73.31
	945-7929 Mean Green 091821-101721	212676	877051597_1021	112.11.2021		20-220-207-52-5265-000C			5.54
	945-7045 Camp Coordinator 091821-101721	212676	877051597_1021	112.11.2021		20-220-207-52-5265-000C			5.54
	945-7048 Camp Blackhawk 091821-101721	212676	877051597_1021	112.11.2021		20-220-207-52-5265-000C			5.54
	945-7926 Critter Camp 091821-101721	212676	877051597_1021	112.11.2021		20-000-112-52-5265-000C			5.54
	945-7927 Curiosity Camp 091821-101721	212676	877051597_1021	112.11.2021		20-000-112-52-5265-000C			5.54
	945-7928 Camp Wild Ones 091821-101721	212676	877051597_1021	112.11.2021		20-000-112-52-5265-000C			5.54
	605-0389 Camp IDK 091821-101721	212676	877051597_1021	112.11.2021		20-220-207-52-5265-000C			5.54
	281-0870 A. Lewandowski 091821-101721	212676	877051597_1021	112.11.2021		20-000-205-52-5265-000C			48.01
	768-2406 WPD Wagner 091821-101721	212676	877051597_1021	112.11.2021		20-101-220-52-5265-000C			73.32
	885-4684 W. Russell 091821-101721	212676	877051597_1021	112.11.2021		20-222-232-52-5265-000C			48.02
	605-1287 Athletics 091821-101721	212676	877051597_1021	112.11.2021		20-000-205-52-5265-000C			48.02
	232-9894 Hot Spot 2 PPFC 091821-101721	212676	877051597_1021	112.11.2021		20-350-302-52-5265-000C			43.23
	251-7369 Max Y 091821-101721	212676	877051597_1021	112.11.2021		20-222-232-52-5265-000C			73.31
	232-9893 Hot Spot 3 Athletics 091821-101721	212676	877051597_1021	112.11.2021		20-000-205-52-5265-000C			43.23
	251-0735 Vickie P 091821-101721	212676	877051597_1021	112.11.2021		20-000-304-52-5265-000C			48.01
	624-3574 D. Novak 091821-101721	212676	877051597_1021	112.11.2021		20-000-205-52-5265-000C			73.32
	414-0027 M. Wilhelmi 091821-101721	212676	877051597_1021	112.11.2021		20-000-415-52-5265-000C			73.31
	621-6936 Parks Dept 091821-101721	212676	877051597_1021	112.11.2021		20-101-000-52-5265-000C			9.54
	945-7931 Camp Illini 091821-101721	212676	877051597_1021	112.11.2021		20-220-207-52-5265-000C			5.54
	885-4579 D. Shee 091821-101721	212676	877051597_1021	112.11.2021		20-101-000-52-5265-000C			48.02
Vendor Total:									848.53
00105	Beacon Athletics								
	BB Batters Box Template	212873	W49647	121.12.2021		20-221-223-53-5340-000C			4,115.84
Vendor Total:									4,115.84
00193	City of Wheaton								
	Rathje Park 100721-110521	212816	0007650000_1121	114.11.2021		20-000-000-52-5264-000C			22.29
	Graf Park/Monroe 100621-110421	212816	0034005200_1121	114.11.2021		20-000-000-52-5264-000C			20.89
	Graf Pk/Monroe 100621-110421	212816	0034005300_1121	114.11.2021		20-000-000-52-5264-000C			84.65
	Northside Pool 100621-110421	212816	0052890000_1121	114.11.2021		20-222-231-52-5264-000C			203.10
	Northside Pool 100621-110421	212816	0052890100_1121	114.11.2021		20-222-231-52-5264-000C			234.16
	Boy Scout Cabin 100621-110421	212816	0052910000_1121	114.11.2021		20-000-000-52-5264-000C			22.29
	Toohey Park 110721-110521	212816	0212470900_1121	114.11.2021		20-000-000-52-5264-000C			102.25
	Atten Park 100721-110521	212816	0280800000_1121	114.11.2021		20-000-000-52-5264-000C			20.89
	Atten Park 100721-110521	212816	0280840800_1121	114.11.2021		20-000-000-52-5264-000C			170.36
	Central Athletic Complex 100621-110421	212816	0366180000_1121	114.11.2021		20-220-225-52-5264-000C			23.10
	Central Athletic Complex 100621-110421	212816	0366190000_1121	114.11.2021		20-220-225-52-5264-000C			171.76
	Clocktower Commons 100621-110421	212816	0367030000_1121	114.11.2021		20-350-303-52-5264-000C			142.25
	Zamboni Storage 100621-110421	212816	0375250000_1121	114.11.2021		20-220-225-52-5264-000C			63.05
	Mary Lubko Center 100621-110421	212816	0417780000_1121	114.11.2021		20-000-304-52-5264-000C			63.05
	Community Center 100721-110521	212816	0443170000_1121	114.11.2021		20-224-220-52-5264-000C			986.06
	Rice Pool 100721-110521	212816	0443170100_1121	114.11.2021		20-222-232-52-5264-000C			71.10
	Rice Pool 100721-110521	212816	0443170200_1121	114.11.2021		20-222-232-52-5264-000C			117.46
Vendor Total:									2,518.71

Fund **Description**
Vendor No **Vendor Name**

Line Item Description	Check No	Invoice Number	Batch Number	GL Account Number	Amount
00237 Dreisilker Electric Motors					
CC S9	212886	I200313	121.12.2021	20-101-220-53-5312-000C	217.53
				Vendor Total:	217.53
00243 DuPage County Public Works					
Community Center 080621-100721	212887	15517525_1021	121.12.2021	20-224-220-52-5264-000C	5,413.46
Rice Pool 080621-100721	212887	15517528_1021	121.12.2021	20-222-232-52-5264-000C	544.71
Rice Pool 080621-100721	212887	15520668_1021	121.12.2021	20-222-232-52-5264-000C	311.73
				Vendor Total:	6,269.90
00308 Future Pros					
Wings Fall Tournaments	212827	110821A	114.11.2021	20-220-204-52-5280-4457	4,960.00
Wings Fall Training 9/27-11/5	212827	110821B	114.11.2021	20-220-204-52-5280-4457	15,400.00
Wings Fall League Games	212827	110821C	114.11.2021	20-220-204-52-5280-4457	9,600.00
Wings Academy Fall 2021	212827	110821D	114.11.2021	20-220-203-52-5280-3376	2,508.00
				Vendor Total:	32,468.00
00386 Hagg Press Inc					
2021 All Staff Meeting Printing	212830	114396	114.11.2021	20-000-000-54-5434-000C	203.00
CC Room Rental Applications	212899	114469	121.12.2021	20-224-220-53-5302-000C	568.95
				Vendor Total:	771.95
00389 Lynette Havelka					
Mileage Reimbursement for October 2021	212718	103121	112.11.2021	20-224-220-54-5422-000C	26.88
Postage Reimbursement	212837	140	114.11.2021	20-000-000-53-5304-000C	63.10
				Vendor Total:	89.98
00406 Commonwealth Edison					
Lincoln Marsh Office 101321-111121	212820	8435664018_1121	114.11.2021	20-000-112-52-5260-000C	137.80
				Vendor Total:	137.80
00408 Community School District 200					
Paper Order	212691	102721	112.11.2021	20-000-304-53-5302-000C	64.40
Paper Order	212691	102721	112.11.2021	20-224-220-53-5302-000C	605.25
				Vendor Total:	669.65
00417 Constellation NewEnergy Inc					
Rice Pool 100821-110821	212882	0534243000_1121	121.12.2021	20-222-232-52-5260-000C	3,156.36
Community Center 100821-110821	212882	0534243000_1121	121.12.2021	20-224-220-52-5260-000C	9,469.09
Atten Park 100821-110821	212882	0788335008_1121	121.12.2021	20-000-000-52-5260-000C	2,312.34
Graf Park/Monroe 100821-110821	212882	0788340009_1121	121.12.2021	20-000-000-52-5260-000C	1,391.76
Zamboni Storage 092921-102821	212765	11100160150_1021	113.11.2021	20-220-225-52-5260-000C	34.58
Graf Park/Monroe 100821-110821	212765	1371090088_1121	113.11.2021	20-000-000-52-5260-000C	87.79
Central Athletic Complex 100721-110521	212765	6219071053_1121	113.11.2021	20-220-225-52-5260-000C	3,863.24
Toohey Park 101121-110921	212765	6414387023_1121	113.11.2021	20-000-000-52-5260-000C	312.16
Clocktower Commons 100721-110521	212822	7123061000_1121	114.11.2021	20-350-303-52-5260-000C	217.52
Rathje Park 101221-111021	212765	7592636002_1121	113.11.2021	20-000-000-52-5260-000C	81.17
Northside Shelter 101321-111121	212882	8351586008_1121	121.12.2021	20-000-000-52-5260-000C	87.39
Girl Scout Cabin 101321-111121	212822	8351594000_1121	114.11.2021	20-000-000-52-5260-000C	36.28
Northside Pool 101321-111121	212882	8351595007_1121	121.12.2021	20-222-231-52-5260-000C	223.16
Boy Scout Cabin 101321-111121	212822	8351596004_1121	114.11.2021	20-000-000-52-5260-000C	25.72
Mary Lubko Center 100621-110421	212765	8843417003_1121	113.11.2021	20-000-304-52-5260-000C	356.57
				Vendor Total:	21,655.13
00453 ILLINOIS AMERICAN WATER CO.					
Lincoln Marsh 101421-111121	212779	1025211695604_112	113.11.2021	20-000-112-52-5264-000C	27.42

Fund	Description	Vendor No	Vendor Name				
Line Item Description	Check No	Invoice Number	Batch Number	GL Account Number	Amount		
Vendor Total:					27.42		
00512 Kantor, Gary							
Magic Classes November 2021	212835	111821	114.11.2021	20-220-202-52-5280-2275	319.44		
Vendor Total:					319.44		
00617 MENARDS GLENDALE HEIGHTS							
Ice Rink Build	212788	78274	113.11.2021	20-101-225-53-5302-000C	1,647.72		
Ice Rink Build	212788	78285	113.11.2021	20-101-225-53-5302-000C	869.60		
Vendor Total:					2,517.32		
00623 Midwest Service & Installation Inc							
Preventative Maintenance for Sept 2021	212723	135226	112.11.2021	20-350-302-52-5211-0000	840.00		
Preventative Maintenance for Oct 2021	212723	137816	112.11.2021	20-350-302-52-5211-0000	840.00		
Vendor Total:					1,680.00		
00680 Northern Illinois Gas Company							
Central Athletic Complex 101321-111221	212841	1750636993_1121	114.11.2021	20-220-225-52-5261-000C	850.41		
Rathje Park 101121-111021	212841	1812901000_1121	114.11.2021	20-000-000-52-5261-000C	71.18		
Toohey Park 100821-110921	212841	4163602345_1121	114.11.2021	20-000-000-52-5261-000C	213.81		
Zamboni Storage 101321-111221	212841	4910440592_1121	114.11.2021	20-220-225-52-5261-000C	47.12		
Mary Lubko Center 101321-111221	212841	4920221000_1121	114.11.2021	20-000-304-52-5261-000C	119.56		
Vendor Total:					1,302.08		
00717 Paddock Publications Inc., The Daily Herald							
Baseball Softball Bid Legal Notice	212844	195530	114.11.2021	20-000-205-53-5302-000C	197.80		
Vendor Total:					197.80		
00748 PIONEER MANUFACTURING CO INC							
Field Paint	212791	INV783538	113.11.2021	20-101-000-53-5349-000C	2,250.00		
Vendor Total:					2,250.00		
00859 Shining Star Productions							
September 2021 Acting Classes	212738	013121	112.11.2021	20-220-202-52-5280-2256	1,368.50		
Vendor Total:					1,368.50		
01011 Visual Image Photography Inc							
Baseball Softball Yard Sign Fundraising	212921	9795	121.12.2021	20-221-223-53-5306-000C	523.93		
Baseball Softball Yard Sign Fundraising	212921	9795	121.12.2021	20-221-223-53-5318-000C	591.07		
Vendor Total:					1,115.00		
01023 Waste Management of Illinois Inc							
Community Center 110121-113021	212744	12272113008_1121	112.11.2021	20-224-220-52-5263-000C	275.77		
Rice Pool 110121-113021	212744	12272113008_1121	112.11.2021	20-222-232-52-5263-000C	77.78		
Manchester Park 100121-103121	212922	207653823005_1021	121.12.2021	20-000-000-52-5263-000C	720.75		
Vendor Total:					1,074.30		
01043 Wheaton Sanitary District							
Mary Lubko Center 100621-110421	212924	020309000_1121	121.12.2021	20-000-304-52-5264-000C	22.74		
Clocktower Commons 100621-110421	212924	021723000_1121	121.12.2021	20-350-303-52-5264-000C	60.83		
Northside Pool 100621-110421	212924	023365000_1121	121.12.2021	20-222-231-52-5264-000C	126.18		
Northside Pool 100621-110421	212924	023367000_1121	121.12.2021	20-222-231-52-5264-000C	60.83		
Rathje Park 100721-110521	212924	028831000_1121	121.12.2021	20-000-000-52-5264-000C	22.74		
Toohey Park 100721-110521	212924	032977000_1121	121.12.2021	20-000-000-52-5264-000C	47.90		
Central Athletic Complex 100621-110421	212924	043486000_1121	121.12.2021	20-220-225-52-5264-000C	22.74		
Central Athletic Gym 100621-110421	212924	043487000_1121	121.12.2021	20-220-225-52-5264-000C	24.07		

Fund	Description	Vendor No	Vendor Name	Line Item Description	Check No	Invoice Number	Batch Number	GL Account Number	Amount
				Lincoln Marsh Fountain 101321-111121	212924	045786000_1121	121.12.2021	20-000-112-52-5264-0000	23.88
				Boy Scout Cabin 100621-110421	212924	045957000_1121	121.12.2021	20-000-000-52-5264-0000	22.74
				Zamboni Storage 100621-110421	212924	049517000_1121	121.12.2021	20-220-225-52-5264-0000	22.74
								Vendor Total:	457.39
01108	Crystal Maintenance Plus Corp			CAC Cleaning November 2021	212694	27920	112.11.2021	20-101-225-52-5212-0000	975.00
				CAC Cleaning December 2021	212884	27983	121.12.2021	20-101-225-52-5212-0000	975.00
								Vendor Total:	1,950.00
02460	IWM Corporation			Monthly Water Treatment November 2021	212780	21135	113.11.2021	20-101-220-52-5211-0000	415.00
								Vendor Total:	415.00
02834	Bathing Brands Inc			CC Sauna	212677	346176	112.11.2021	20-101-220-52-5210-0000	685.50
								Vendor Total:	685.50
03197	Frantz, Stephanie Lufrano			Mindfulness Meditation Class	212895	112021W	121.12.2021	20-350-302-52-5210-0000	190.40
								Vendor Total:	190.40
03481	Tressler LLP			Services through 10/31/21	212859	437589	114.11.2021	20-000-000-52-5207-0000	186.67
								Vendor Total:	186.67
03754	Comcast Cable			Community Center 120121-123121	212881	87712004762650_12	121.12.2021	20-224-220-52-5262-0000	4.20
				Central Athletic Center 111621-121521	212764	87712047361631_12	113.11.2021	20-101-225-52-5262-0000	108.35
				Mary Lubko Center 111921-121821	212819	87712047526787_12	114.11.2021	20-000-304-52-5262-0000	108.35
				Lincoln Marsh 111821-121721	212819	87712047527272_12	114.11.2021	20-000-112-52-5262-0000	108.35
				Clocktower Commons 111121-121021	212764	87712047624798_12	113.11.2021	20-350-303-52-5262-0000	108.35
				Northside Pool 111121-121021	212764	87712047626371_12	113.11.2021	20-222-231-52-5262-0000	108.35
				Central Athletic Complex 111121-121021	212764	87712047708096_12	113.11.2021	20-220-225-52-5262-0000	238.35
								Vendor Total:	784.30
04265	Booster Shot LLC			2021 Football Fantasy Fundraiser	212680	BS-9153	112.11.2021	20-221-222-53-5302-0000	39.00
								Vendor Total:	39.00
04266	ChemCraft Industries			Custodial Supplies	212879	258968	121.12.2021	20-101-220-53-5316-0000	897.10
				Kitchen Roll Towels	212879	258968-1	121.12.2021	20-101-220-53-5316-0000	360.00
								Vendor Total:	1,257.10
04296	Culligan DuPage Soft Water Service Inc			Drinking Water October 2021	212696	261966_1021W	112.11.2021	20-224-220-53-5302-0000	47.92
				Water Cooler Rental November 2021	212696	261966_1121R	112.11.2021	20-224-220-52-5220-0000	12.00
				Water Cooler Rental November 2021	212696	261982_1121R	112.11.2021	20-000-304-52-5220-0000	6.00
				Drinking Water for October 2021	212696	261990_1021W	112.11.2021	20-000-112-53-5302-0000	41.93
				Water Cooler Rental November 2021	212696	261990_1121R	112.11.2021	20-000-112-52-5220-0000	6.00
								Vendor Total:	113.85
04421	Steele, Jackie			Reimburse Group Fitness Certification	212918	112321	121.12.2021	20-350-302-54-5432-0000	50.00

Fund	Description	Vendor No	Vendor Name	Line Item Description	Check No	Invoice Number	Batch Number	GL Account Number	Amount
Vendor Total:									50.00
04854	Dance Alternatives Inc.								
	Line Dancing Classes 091321-101821	212768	WHFALL20211	113.11.2021	20-220-305-52-5280-1028				476.83
Vendor Total:									476.83
05083	Carlys Kickers LLC								
	Soccer Shots - Fall Season	212876	1230	121.12.2021	20-220-203-52-5280-3324				11,771.75
Vendor Total:									11,771.75
05184	Malnati Organization								
	Wheaton Rams Cheer Fundraiser	212719	102021	112.11.2021	20-221-221-53-5340-000C				7,800.00
Vendor Total:									7,800.00
05234	The Perfect Swing Inc.								
	Cheer Shirts	212741	6270	112.11.2021	20-221-221-53-5301-4754				280.00
	Football Jackets	212741	6344	112.11.2021	20-221-222-53-5302-000C				180.00
	Mesh Reversible Tanks	212801	6363	113.11.2021	20-220-204-53-5301-4444				1,260.00
Vendor Total:									1,720.00
05264	RJSisson Inc								
	Music Classes Fall 2021	212851	1238	114.11.2021	20-220-207-52-5280-774C				5,603.60
Vendor Total:									5,603.60
05293	ERC Wiping Products Inc.								
	Gym Wipes and Towels for PPFC	212701	835994	112.11.2021	20-350-302-53-5306-000C				1,192.63
Vendor Total:									1,192.63
05556	Areli Sportswear LLC								
	Soccer Jerseys	212675	4423	112.11.2021	20-220-204-53-5301-4405				4,972.50
Vendor Total:									4,972.50
05748	G.A.G. Industries Inc.								
	Supplies	212828	INV276590	114.11.2021	20-101-220-53-5316-000C				681.17
Vendor Total:									681.17
05756	Naperville Yard Corporation								
	November 1st 2021 Installment	212709	48746	112.11.2021	20-220-204-52-5280-4457				1,800.00
	December 1st 2021 Installment	212907	48746-2	121.12.2021	20-220-204-52-5280-4457				3,150.00
Vendor Total:									4,950.00
05765	Luetkehans, Phillip								
	Services through 10/19/21	212716	54	112.11.2021	20-000-000-52-5207-000C				376.17
Vendor Total:									376.17
05810	US Bank Equipment Finance								
	Marketing Nov 2021	212806	81543_1121	113.11.2021	20-000-415-52-5211-0000				568.04
	Mary Lubko Center Nov 2021	212806	81956_1121	113.11.2021	20-000-304-52-5211-0000				113.61
	Lincoln Marsh Nov 2021	212806	81957_1121	113.11.2021	20-000-112-52-5211-0000				113.61
	Community Center Nov 2021	212806	82133_1121	113.11.2021	20-224-220-52-5211-0000				517.23
	Community Center Nov 2021	212806	82278_1121	113.11.2021	20-000-000-52-5211-0000				272.66
Vendor Total:									1,585.15
05894	Divine Signs Inc								
	Replace Acrylic Frames for Community Board	212885	36956	121.12.2021	20-224-220-53-5302-000C				65.00

Fund	Description					
Vendor No	Vendor Name					
Line Item Description	Check No	Invoice Number	Batch Number	GL Account Number		Amount
Vendor Total:						65.00
05943	COEO SOLUTIONS LLC					
Lincoln Marsh 110121-113021	212689	11000057_1121	112.11.2021	20-000-112-52-5262-0000		661.53
Community Center 110121-113021	212689	11000057_1121	112.11.2021	20-224-220-52-5262-0000		1,314.08
Vendor Total:						1,975.61
05957	Promounds Inc					
Jox Deluxe Batters Boxes	212910	INV153476	121.12.2021	20-000-205-53-5353-0000		16,480.00
Vendor Total:						16,480.00
06228	Voyant Communications					
Mary Lubko Center 110121-113021	212743	111390_1121	112.11.2021	20-000-304-52-5262-0000		79.22
Lincoln Marsh 110121-113021	212743	111390_1121	112.11.2021	20-000-112-52-5262-0000		123.58
Rec Dept 110121-113021	212743	111390_1121	112.11.2021	20-000-000-52-5262-0000		60.21
Northside Pool 110121-113021	212743	111390_1121	112.11.2021	20-222-231-52-5262-0000		82.39
Rice Pool 110121-113021	212743	111390_1121	112.11.2021	20-222-232-52-5262-0000		110.91
Clocktower Commons 110121-113021	212743	111390_1121	112.11.2021	20-350-303-52-5262-0000		34.86
Parks Plus Fitness 110121-113021	212743	111390_1121	112.11.2021	20-350-302-52-5262-0000		136.26
CC Maintenance 110121-113021	212743	111390_1121	112.11.2021	20-101-000-52-5262-0000		19.01
Programs 110121-113021	212743	111390_1121	112.11.2021	20-220-000-52-5262-0000		110.91
Marketing 110121-113021	212743	111390_1121	112.11.2021	20-000-415-52-5262-0000		85.56
Athletics 110121-113021	212743	111390_1121	112.11.2021	20-220-203-52-5262-0000		79.22
Community Center 110121-113021	212743	111390_1121	112.11.2021	20-224-220-52-5262-0000		335.89
Leagues 110121-113021	212743	111390_1121	112.11.2021	20-220-204-52-5262-0000		96.64
Vendor Total:						1,354.66
06250	LRS Holdings LLC					
Rice Pool 120121-123121	212905	47783.3 CC_1221	121.12.2021	20-222-232-52-5263-0000		1.76
Community Center 120121-123121	212905	47783.3 CC_1221	121.12.2021	20-224-220-52-5263-0000		6.24
Manchester Park 120121-123121	212905	47783.4 PSC_1221	121.12.2021	20-000-000-52-5263-0000		35.00
Vendor Total:						43.00
06253	Slaven, Maureen					
Mileage Reimbursement November 2021	212917	111221	121.12.2021	20-220-112-53-5301-6640		5.65
Vendor Total:						5.65
06308	Westlake Hardware Inc					
Shelter House Duct Tape	212923	12507641	121.12.2021	20-101-000-53-5313-0000		53.95
Supplies	212923	12507680	121.12.2021	20-101-000-53-5313-0000		27.66
Cleaning Supplies	212923	12607938	121.12.2021	20-101-220-53-5316-0000		13.00
Rope	212923	12607939	121.12.2021	20-101-232-53-5316-0000		28.78
Antifreeze	212923	12607958	121.12.2021	20-101-000-53-5313-0000		22.45
Supplies	212923	12608001	121.12.2021	20-101-220-53-5316-0000		90.21
Vendor Total:						236.05
06421	Way 2 Easy, Inc.					
Quarterly Security NS Pool	212807	INV-013631	113.11.2021	20-101-231-52-5211-0000		419.97
Quarterly Security Rathje	212807	INV-013632	113.11.2021	20-101-000-52-5211-0000		299.97
Quarterly Security Toohey	212807	INV-013633	113.11.2021	20-101-000-52-5211-0000		230.97
Quarterly Security CAC	212807	INV-013634	113.11.2021	20-101-225-52-5211-0000		809.97
Quarterly Security Clocktower	212807	INV-013635	113.11.2021	20-101-303-52-5211-0000		254.97
Quarterly Security MLC	212807	INV-013637	113.11.2021	20-101-304-52-5211-0000		509.97
Quarterly Security LM	212807	INV-013640	113.11.2021	20-101-112-52-5211-0000		224.97
Quarterly Security Rice	212807	INV-013643	113.11.2021	20-101-232-52-5211-0000		330.00
Quarterly Security Seven Gables	212807	INV-013644	113.11.2021	20-101-000-52-5211-0000		150.00
Quarterly Security Atten	212807	INV-013645	113.11.2021	20-101-000-52-5211-0000		90.00

Fund Description
Vendor No Vendor Name

Line Item Description	Check No	Invoice Number	Batch Number	GL Account Number	Amount
Quarterly Security Graf	212807	INV-013646	113.11.2021	20-101-000-52-5211-0000	60.00
Quarterly Security CC	212807	INV-013647	113.11.2021	20-101-220-52-5211-0000	1,019.97
Vendor Total:					4,400.76
06445 The Clay Companies					
CC Front Sidewalks	212800	21-25080	113.11.2021	20-101-220-52-5210-0000	1,190.00
Vendor Total:					1,190.00
06451 Panek, Megann					
Mileage Reimbursement for Sept and Oct 2021	212789	103121	113.11.2021	20-000-304-54-5422-0000	59.92
Vendor Total:					59.92
06542 Call One, Inc.					
Recreation 111521-121421	212757	97900018657_1221	113.11.2021	20-000-000-52-5262-0000	259.30
Vendor Total:					259.30
06555 Tumbling Times Inc.					
Fall Gymnastics	212804	101521	113.11.2021	20-220-203-52-5280-3304	6,013.70
Vendor Total:					6,013.70
06630 Buckeye International Inc.					
Soap and Towels	212756	90370787	113.11.2021	20-101-225-53-5316-0000	506.22
Vendor Total:					506.22
06646 B & R Financial LLC					
Financial Planning Today Fall 2021	212752	Fall 2021	113.11.2021	20-220-305-52-5280-1068	30.00
Vendor Total:					30.00
06674 Lingo Communications LLC					
Mary Lubko Center 110421-120321	212785	960579_1221	113.11.2021	20-000-304-52-5262-0000	49.81
Lincoln Marsh 110421-120321	212785	960579_1221	113.11.2021	20-000-112-52-5262-0000	84.81
Programs 110421-120321	212785	960579_1221	113.11.2021	20-220-000-52-5262-0000	99.62
CAC 110421-120321	212785	960579_1221	113.11.2021	20-220-203-52-5262-0000	49.81
Toohey/Safety City 110421-120321	212785	960579_1221	113.11.2021	20-000-000-52-5262-0000	49.81
Community Center 110421-120321	212785	960579_1221	113.11.2021	20-224-220-52-5262-0000	199.24
Northside Pool 110421-120321	212785	960579_1221	113.11.2021	20-222-231-52-5262-0000	49.81
Vendor Total:					582.91
06689 Enge, Arin					
Fall Tennis 2021	212888	110921	121.12.2021	20-220-203-52-5280-3335	3,247.20
Summer Tennis 2021	212888	358	121.12.2021	20-220-203-52-5280-3335	10,794.30
Vendor Total:					14,041.50
06706 E.J. Rohn Company					
CAC Mat Service October 2021	212700	1082468	112.11.2021	20-101-225-52-5211-0000	79.35
Vendor Total:					79.35
06731 Kornichuk, Karen					
Watercolors September 2021	212782	102621	113.11.2021	20-220-305-52-5280-1021	114.84
Vendor Total:					114.84
06819 Language in Action, Inc.					
Spanish Classes Fall 2021	212836	111021	114.11.2021	20-220-208-52-5280-8805	900.00
Vendor Total:					900.00
06917 Midwest Strength and Performance, LLC					

Fund	Description	Vendor No	Vendor Name	Line Item Description	Check No	Invoice Number	Batch Number	GL Account Number	Amount
				Kids Boxing October 2021	212724	00003391	112.11.2021	20-220-203-52-5280-3348	144.00
								Vendor Total:	144.00
06934	Foster & Son Fire Extinguishers, Inc.			Semi Annual Hood Inspection	212826	119141	114.11.2021	20-101-232-52-5211-0000	92.50
				Semi Annual Hood Inspection	212826	119165	114.11.2021	20-101-220-52-5211-0000	95.00
				Semi Annual Hood Inspection	212826	119166	114.11.2021	20-101-231-52-5211-0000	77.50
								Vendor Total:	265.00
06978	Chicagoland Whistles Inc.			October Invoice	212761	1228	113.11.2021	20-220-204-52-5280-4440	2,160.00
				In-House Referees	212815	1239	114.11.2021	20-220-204-52-5280-4440	2,700.00
				Feeder Referees	212815	1239	114.11.2021	20-220-204-52-5280-4445	280.00
								Vendor Total:	5,140.00
06980	ADV Builders Inc.			Basketball Hoops	212668	1430	112.11.2021	20-101-225-53-5313-0000	560.00
								Vendor Total:	560.00
06984	Wall-Fill Property Services			Bid Bond Refund	212863	111021	114.11.2021	20-000-000-25-2549-0000	5,950.00
								Vendor Total:	5,950.00
09534	Redlok Productions Inc			Cheer Competitions	212913	111921	121.12.2021	20-221-221-52-5285-0000	8,030.00
								Vendor Total:	8,030.00
								Fund Total:	199,056.76
22	Cosley Zoo								
00046	Animal Medical Clinic			Veterinary Supplies	212749	158299	113.11.2021	22-501-000-53-5309-0000	366.37
				Veterinary Supplies	212749	158299	113.11.2021	22-501-000-53-5336-0000	35.37
				Veterinary Services	212749	158299	113.11.2021	22-501-000-54-5424-0000	1,213.05
				Veterinary Services	212749	159961	113.11.2021	22-501-000-54-5424-0000	837.37
				Monthly Retainer	212749	159961	113.11.2021	22-501-000-52-5210-0000	200.00
				Bobcat Food	212749	159961	113.11.2021	22-501-000-53-5339-0000	31.61
				Veterinary Medications	212749	159961	113.11.2021	22-501-000-53-5309-0000	106.66
								Vendor Total:	2,790.43
00068	AT&T Mobility			234-9679 Cosley Tablet 9 091821-101721	212676	877051597_1021	112.11.2021	22-501-000-52-5265-0000	30.29
				234-0136 Cosley Tablet 16 091821-101721	212676	877051597_1021	112.11.2021	22-501-000-52-5265-0000	30.29
				779-8546 Cosley Tablet 17 091821-101721	212676	877051597_1021	112.11.2021	22-501-000-52-5265-0000	30.30
								Vendor Total:	90.88
00158	CDW Government Inc.			Stand for Smart Board	212878	N690337	121.12.2021	22-501-000-53-5302-0000	1,389.50
								Vendor Total:	1,389.50
00193	City of Wheaton			Cosley Welcome Center 100621-110421	212816	0067810100_1121	114.11.2021	22-501-000-52-5264-0000	35.88
				Cosley Zoo 100621-110421	212816	0310000100_1121	114.11.2021	22-501-000-52-5264-0000	135.05
				Cosley Zoo 100621-110421	212816	0310000200_1121	114.11.2021	22-501-000-52-5264-0000	523.85
				Cosley Bobcat 100621-110421	212816	0310000300_1121	114.11.2021	22-501-000-52-5264-0000	856.68

Fund	Description	Vendor No	Vendor Name	Line Item Description	Check No	Invoice Number	Batch Number	GL Account Number	Amount
Vendor Total:									1,551.46
00240	Duchaj Bros.								
145 Bales of Hay		212699	110521	112.11.2021	22-501-000-53-5339-000C				978.75
Vendor Total:									978.75
00294	Fox River Foods Inc.								
Cookies for Santas Craft Corner		212894	4779848	121.12.2021	22-220-206-53-5301-669C				24.28
Coffee		212894	4779848	121.12.2021	22-501-000-53-5302-000C				46.21
Vendor Total:									70.49
00386	Hagg Press Inc								
Cosley Holiday Card Printing		212899	114479	121.12.2021	22-350-415-54-5426-000C				342.25
Vendor Total:									342.25
00417	Constellation NewEnergy Inc								
Cosley Welcome Center 101321-111121		212822	0793155067_1121	114.11.2021	22-501-000-52-5260-000C				67.81
Cosley Zoo 101321-111121		212822	8519798002_1121	114.11.2021	22-501-000-52-5260-000C				1,737.28
Vendor Total:									1,805.09
00437	Reedy Equipment Services Inc.								
Ice Machine Rental November 2021		212850	0389200	114.11.2021	22-501-000-52-5220-000C				39.67
Vendor Total:									39.67
00479	Species 360								
Annual Dues for 2022		212740	2201183	112.11.2021	22-000-000-16-1636-000C				1,997.66
Vendor Total:									1,997.66
00680	Northern Illinois Gas Company								
Cosley Zoo 101521-111621		212841	3015221000_1121	114.11.2021	22-501-000-52-5261-000C				154.30
Cosley Welcome Center 101521-111621		212841	3615221000_1121	114.11.2021	22-501-000-52-5261-000C				29.77
Cosley Zoo 101521-111621		212841	5450490000_1121	114.11.2021	22-501-000-52-5261-000C				150.44
Vendor Total:									334.51
00738	CTM Group Inc.								
Reimbursement of 75% of Souvenir Penny Sales 212695			OCT21PENJE28-12	112.11.2021	22-501-000-54-5433-000C				76.88
Vendor Total:									76.88
01023	Waste Management of Illinois Inc								
Cosley Zoo 110121-113021		212744	12272113008_1121	112.11.2021	22-501-000-52-5263-000C				749.26
Vendor Total:									749.26
01043	Wheaton Sanitary District								
Cosley Zoo 100621-110421		212924	026475000_1121	121.12.2021	22-501-000-52-5264-000C				56.75
Cosley Zoo 100621-110421		212924	026477000_1121	121.12.2021	22-501-000-52-5264-000C				277.30
Cosley Welcome Ctr 100621-110421		212924	027965000_1121	121.12.2021	22-501-000-52-5264-000C				22.74
Bobcat Exhibit 100621-110421		212924	049516000_1121	121.12.2021	22-501-000-52-5264-000C				481.52
Vendor Total:									838.31
01082	Young's Grain Farms								
168 Bales of Straw		212810	594553	113.11.2021	22-501-000-53-5336-000C				714.00
Vendor Total:									714.00
02300	Home Depot Credit Services								
Supplies for Barn Door		212711	9010163	112.11.2021	22-501-000-53-5313-000C				23.58

Fund Description
Vendor No Vendor Name

Line Item Description	Check No	Invoice Number	Batch Number	GL Account Number	Amount
Vendor Total:					23.58
03219 Novatoo					
Sound for Cosley Donor Event	212728	12532	112.11.2021	22-350-415-54-5426-000C	140.00
Vendor Total:					140.00
03754 Comcast Cable					
Cosley Zoo 111121-121021	212764	87712047625845_12	113.11.2021	22-501-000-52-5262-000C	108.35
Vendor Total:					108.35
04296 Culligan DuPage Soft Water Service Inc					
Drinking Water October 2021	212696	261974_1021W	112.11.2021	22-501-000-52-5220-000C	35.43
Water Cooler Rental November 2021	212696	261974_1121R	112.11.2021	22-501-000-52-5220-000C	6.00
Vendor Total:					41.43
04349 J B R Inc					
Reimbursement of 75% of Carnival Ride Proceeds	212901	111721	121.12.2021	22-220-206-42-4250-669C	33,636.75
Vendor Total:					33,636.75
04885 American Septic Service Inc.					
Pump Duck Pond	212672	16620	112.11.2021	22-501-000-52-5210-000C	350.00
Vendor Total:					350.00
05017 Nuyen Awning Company Inc.					
Replacement Amphitheater Shade Sails	212842	13419	114.11.2021	22-501-000-53-5338-000C	4,900.00
Vendor Total:					4,900.00
05361 o8o Leasing LLC					
Reimbursement of 75% of Wind Machine Sales	212729	1021	112.11.2021	22-501-000-54-5433-000C	15.91
Vendor Total:					15.91
05667 Christensen, Ginny					
Mileage Reimbursement for October 2021	212686	103121	112.11.2021	22-501-000-54-5422-000C	20.16
Vendor Total:					20.16
05810 US Bank Equipment Finance					
Cosley Nov 2021	212806	81955_1121	113.11.2021	22-501-000-52-5211-0000	113.61
Vendor Total:					113.61
06228 Voyant Communications					
Cosley 110121-113021	212743	111390_1121	112.11.2021	22-501-000-52-5262-000C	294.70
Vendor Total:					294.70
06250 LRS Holdings LLC					
Cosley Zoo 110121-113021	212715	47783.2 CZ_1121	112.11.2021	22-501-000-52-5263-000C	130.00
Cosley Zoo 120121-123121	212905	47783.2 CZ_1221	121.12.2021	22-501-000-52-5263-000C	130.00
Vendor Total:					260.00
06421 Way 2 Easy, Inc.					
Quarterly Security Cosley Gift	212807	INV-013629	113.11.2021	22-501-000-52-5211-0000	314.97
Quarterly Security Cosley Welcome	212807	INV-013630	113.11.2021	22-501-000-52-5211-0000	224.97
Quarterly Security Cosley Kiebler	212807	INV-013641	113.11.2021	22-501-000-52-5211-0000	90.00
Quarterly Security Cosley Bobcat	212807	INV-013642	113.11.2021	22-501-000-52-5211-0000	60.00
Vendor Total:					689.94
06542 Call One, Inc.					

Fund	Description	Vendor No	Vendor Name	Line Item Description	Check No	Invoice Number	Batch Number	GL Account Number	Amount
				Cosley 111521-121421	212757	97900018657_1221	113.11.2021	22-501-000-52-5262-000C	51.86
								Vendor Total:	51.86
06673	Gould Clinics, Ltd.			Livestock Vaccinations	212707	220194	112.11.2021	22-501-000-54-5424-000C	809.98
				Livestock Vaccinations	212707	220328	112.11.2021	22-501-000-54-5424-000C	48.93
				Livestock Vaccinations	212707	220367	112.11.2021	22-501-000-54-5424-000C	117.13
								Vendor Total:	976.04
06674	Lingo Communications LLC			Cosley 110421-120321	212785	960579_1221	113.11.2021	22-501-000-52-5262-000C	99.62
								Vendor Total:	99.62
06802	Glen Ellyn Animal Hospital			Fox Blood Panel	212705	690198	112.11.2021	22-501-000-54-5424-000C	90.00
				Avian Bloodwork	212829	692140	114.11.2021	22-501-000-54-5424-000C	420.00
				Cefpodoxime	212897	692594	121.12.2021	22-501-000-53-5309-000C	19.77
								Vendor Total:	529.77
06902	Grayslake Feed Sales, Inc.			Bagged Feed	212776	11794	113.11.2021	22-501-000-53-5339-000C	292.35
				Aspen and Pine	212776	11794	113.11.2021	22-501-000-53-5336-000C	162.25
				Animal Bedding	212708	9260	112.11.2021	22-501-000-53-5336-000C	156.20
				Animal Feed	212708	9260	112.11.2021	22-501-000-53-5339-000C	323.15
								Vendor Total:	933.95
06970	Kages, LLC			Deposit - Education Animal Cage Bank	212902	D5777	121.12.2021	22-501-000-53-5338-000C	4,722.80
								Vendor Total:	4,722.80
								Fund Total:	61,677.61
23	Liability			00451					
	ILLINOIS STATE POLICE			Replenish Background Check Fees PK0008746	212834	073121	114.11.2021	23-418-000-52-5208-000C	5,000.00
								Vendor Total:	5,000.00
00725	Park District Risk Mgmt Agency			Property Insurance October 2021	212845	1021023	114.11.2021	23-000-000-52-5270-000C	12,107.62
				Public Liability Insurance October 2021	212845	1021023	114.11.2021	23-000-000-52-5271-000C	5,907.44
				Workers Comp Insurance October 2021	212845	1021023	114.11.2021	23-000-000-52-5273-000C	17,100.17
				Employment Practices Insurance October 2021	212845	1021023	114.11.2021	23-000-000-52-5276-000C	1,983.87
				Pollution Insurance October 2021	212845	1021023	114.11.2021	23-000-000-52-5277-000C	359.19
								Vendor Total:	37,458.29
								Fund Total:	42,458.29
30	Debt Service			05314					
	Amalgamated Bank of Chicago			Registrar & Paying Agent Fees for 2015C 11/01/ 212671		1855863002	112.11.2021	30-000-000-52-5209-000C	323.68
				Registrar & Paying Agent Fees for 2015D 11/01/ 212671		1855864001	112.11.2021	30-000-000-52-5209-000C	323.69
								Vendor Total:	647.37
								Fund Total:	647.37
40	Capital Projects								

Fund **Description**
Vendor No **Vendor Name**

Line Item Description	Check No	Invoice Number	Batch Number	GL Account Number	Amount
00764 Prairie Material					
Playground Install	212732	890270253	112.11.2021	40-000-188-57-5701-000C	1,011.88
				Vendor Total:	1,011.88
02300 Home Depot Credit Services					
Supplies	212711	1021736	112.11.2021	40-800-822-53-5301-000C	467.85
Sand for CAC Pavers	212711	3020192	112.11.2021	40-101-000-53-5349-000C	91.92
Concrete Mix	212711	3341579	112.11.2021	40-101-000-53-5302-000C	141.00
				Vendor Total:	700.77
04036 Bronze Memorial Company					
Memorial Plaque	212683	706806	112.11.2021	40-101-000-53-5338-000C	199.50
Commemorative Plaque	212755	706861	113.11.2021	40-101-000-53-5338-000C	198.00
				Vendor Total:	397.50
04836 V3 Companies of Illinois LTD					
Rathje Shoreline Maintenance	212742	Application# 13	112.11.2021	40-800-828-52-5210-000C	2,200.00
				Vendor Total:	2,200.00
05284 Wight & Company					
CC Parking Lot	212925	210138-004	121.12.2021	40-800-846-57-5701-000C	1,900.00
				Vendor Total:	1,900.00
06048 Compass Minerals America Inc.					
Bulk Highway Coarse	212821	881401	114.11.2021	40-101-000-53-5302-000C	1,392.87
				Vendor Total:	1,392.87
06228 Voyant Communications					
Planning 110121-113021	212743	111390_1121	112.11.2021	40-101-000-52-5262-000C	57.04
				Vendor Total:	57.04
				Fund Total:	7,660.06
60 Golf Fund					
00007 Aramark					
Inv# 602000179921 Restaurant Linen	212751	602000179921	113.11.2021	60-612-902-52-5222-000C	94.24
Inv# 602000179921 Banquet Linen	212751	602000179921	113.11.2021	60-612-901-52-5222-000C	245.80
Inv# 602000182434 Banquet Linens	212751	602000182434	113.11.2021	60-612-901-52-5222-000C	229.65
Inv# 602000182434 Restaurant Linens	212751	602000182434	113.11.2021	60-612-902-52-5222-000C	89.74
Inv# 602000184773 Banquet Linen	212812	602000184773	114.11.2021	60-612-901-52-5222-000C	112.00
Inv# 602000184773 Restaurant Linen	212812	602000184773	114.11.2021	60-612-902-52-5222-000C	89.74
Inv# 602000187329 Banquet Linen	212871	602000187329	121.12.2021	60-612-901-52-5222-000C	206.30
Inv# 602000187329 Restaurant Linen	212871	602000187329	121.12.2021	60-612-902-52-5222-000C	89.74
				Vendor Total:	1,157.21
00043 Anderson Pest Solutions					
Inv# 9349371	212674	9349371	112.11.2021	60-000-000-52-5211-0000	187.10
				Vendor Total:	187.10
00068 AT&T Mobility					
957-8730 A. Bendy 091821-101721	212676	877051597_1021	112.11.2021	60-000-000-52-5265-000C	48.02
520-5201 AGC Tablet 13 091821-101721	212676	877051597_1021	112.11.2021	60-000-000-52-5265-000C	30.29
520-5473 AGC Tablet 14 091821-101721	212676	877051597_1021	112.11.2021	60-000-000-52-5265-000C	30.29
871-4196 AGC Tablet 15 091821-101721	212676	877051597_1021	112.11.2021	60-000-000-52-5265-000C	30.30
240-0783 Hot Spot 4 AGC 091821-101721	212676	877051597_1021	112.11.2021	60-000-000-52-5265-000C	43.23

Fund Description
Vendor No Vendor Name

Line Item Description	Check No	Invoice Number	Batch Number	GL Account Number	Amount
Vendor Total:					182.13
00085 The Davey Tree Expert Company					
Bur Oak Treatments	212858	916163586	114.11.2021	60-601-000-54-5419-000C	2,150.00
Vendor Total:					2,150.00
00125 Black Gold Septic Inc					
Inv# 31653	212678	31653	112.11.2021	60-000-000-52-5263-000C	425.00
Vendor Total:					425.00
00179 Chicagoland Turf					
TV-Siphon & Solarous	212685	INV87665	112.11.2021	60-601-000-53-5335-000C	2,160.00
Gander Dispander	212760	INV89490	113.11.2021	60-601-000-52-5210-000C	989.00
Vendor Total:					3,149.00
00193 City of Wheaton					
AGC Clubhouse 100721-110521	212816	0293553000_1121	114.11.2021	60-000-000-52-5264-000C	767.76
AGC Maintenance Building 100721-110521	212816	0293553100_1121	114.11.2021	60-000-000-52-5264-000C	140.66
AGC Chemical Building 100721-110521	212816	0293553200_1121	114.11.2021	60-000-000-52-5264-000C	112.21
Vendor Total:					1,020.63
00199 Cleveland Golf/SRIXON					
August Ball Order	212763	6639775 SO	113.11.2021	60-000-000-14-1432-000C	569.52
August Ball Order	212818	6652200 SO	114.11.2021	60-000-000-14-1432-000C	569.52
Vendor Total:					1,139.04
00237 Dreisilker Electric Motors					
Inv# I197535	212698	I197535	112.11.2021	60-000-000-54-5441-000C	148.56
Inv# I197542	212698	I197542	112.11.2021	60-000-000-54-5441-000C	51.40
Vendor Total:					199.96
00269 Euclid Beverage					
Beer	212702	W-2787711	112.11.2021	60-000-000-14-1412-000C	1,032.70
Inv# W-2791607 Beer	212825	W-2791607	114.11.2021	60-000-000-14-1412-000C	297.15
Inv# W-2795270 Beer	212825	W-2795270	114.11.2021	60-000-000-14-1412-000C	784.80
Inv# W-2799340 Beer	212890	W-2799340	121.12.2021	60-000-000-14-1412-000C	800.20
Vendor Total:					2,914.85
00275 Faulks Bros. Construction Inc.					
Fines Free Topdressing Sand	212772	358961	113.11.2021	60-601-000-53-5331-000C	1,831.36
Fines Free Non Dried	212703	360127	112.11.2021	60-601-000-53-5331-000C	1,484.64
Fines Free Non-Dried	212891	361349	121.12.2021	60-601-000-53-5331-000C	1,479.86
Vendor Total:					4,795.86
00289 Footjoy					
Hydrolite Rain Pants	212773	912019577	113.11.2021	60-000-000-14-1431-000C	59.64
Club Casual Shoes	212773	912025485	113.11.2021	60-000-000-14-1431-000C	165.43
Rain Jacket	212892	912194744	121.12.2021	60-000-000-14-1431-000C	104.81
Vendor Total:					329.88
00293 Fortune Fish Company					
Inv# 799184 Seafood	212774	799184	113.11.2021	60-000-000-14-1411-0000	339.11
Inv# 806572 Seafood	212774	806572	113.11.2021	60-000-000-14-1411-0000	388.70
Inv# 816960 Seafood	212774	816960	113.11.2021	60-000-000-14-1411-0000	437.51
Inv# 820761 General Grocery	212893	820761	121.12.2021	60-000-000-14-1415-000C	195.20
Inv# 820761 Seafood	212893	820761	121.12.2021	60-000-000-14-1411-0000	166.07

Fund **Description**
Vendor No **Vendor Name**

Line Item Description	Check No	Invoice Number	Batch Number	GL Account Number	Amount
Inv# 822535 Seafood	212893	822535	121.12.2021	60-000-000-14-1411-0000	361.58
Inv# 828022 Seafood	212893	828022	121.12.2021	60-000-000-14-1411-0000	181.54
Inv# 828022 General Grocery	212893	828022	121.12.2021	60-000-000-14-1415-0000	100.00
Inv# 830121 Seafood	212893	830121	121.12.2021	60-000-000-14-1411-0000	248.03
Inv# 834068 Seafood	212893	834068	121.12.2021	60-000-000-14-1411-0000	224.97
Vendor Total:					2,642.71
00334 Gordon Food Service					
Inv# 213046111 Meat	212775	213046111	113.11.2021	60-000-000-14-1411-0000	327.30
Inv# 753218996 Meat	212898	735218996	121.12.2021	60-000-000-14-1411-0000	66.00
Inv# 753218548 Produce	212775	753218548	113.11.2021	60-000-000-14-1413-0000	30.54
Inv# 753219017 Produce	212898	753219017	121.12.2021	60-000-000-14-1413-0000	11.98
Inv# 770239877 Meat	212898	770239877	121.12.2021	60-000-000-14-1411-0000	15.49
Inv# 770239877 Produce	212898	770239877	121.12.2021	60-000-000-14-1413-0000	19.96
Inv# 960065280 General Grocery	212775	960065280	113.11.2021	60-000-000-14-1415-0000	44.97
Inv# 960065280 Non-Alcoholic Beverages	212775	960065280	113.11.2021	60-000-000-14-1416-0000	462.56
Inv# 960066156 Meat	212898	960066156	121.12.2021	60-000-000-14-1411-0000	56.29
Vendor Total:					1,035.09
00386 Hagg Press Inc					
2021 All Staff Meeting Printing	212830	114396	114.11.2021	60-000-000-54-5434-0000	202.00
Vendor Total:					202.00
00395 Harris Motor Sports Inc					
Invoice # 02-298733	212710	02-298733	112.11.2021	60-601-000-53-5315-0000	476.37
Inv# 02-300331	212831	02-300331	114.11.2021	60-601-000-53-5315-0000	32.11
Vendor Total:					508.48
00408 Community School District 200					
Paper Order	212691	102721	112.11.2021	60-612-000-53-5302-0000	584.50
Vendor Total:					584.50
00417 Constellation NewEnergy Inc					
Orchard Gate 101121-110921	212822	0051046274_1121	114.11.2021	60-000-000-52-5260-0000	26.57
AGC Clubhouse 101121-110921	212765	0581101000_1121	113.11.2021	60-000-000-52-5260-0000	71.28
AGC Clubhouse 101221-110921	212882	6414622009_1121	121.12.2021	60-000-000-52-5260-0000	7,991.16
Vendor Total:					8,089.01
00419 Consumers Packing Co.					
Meat	212693	378694	112.11.2021	60-000-000-14-1411-0000	3,398.16
Inv# 378787 Meat	212766	378787	113.11.2021	60-000-000-14-1411-0000	1,939.74
Inv# 379012 Meat	212823	379012	114.11.2021	60-000-000-14-1411-0000	5,044.31
Inv# 379209 Meat	212883	379209	121.12.2021	60-000-000-14-1411-0000	1,022.40
Inv# 379256 Meat	212883	379256	121.12.2021	60-000-000-14-1411-0000	1,865.76
Inv# 379390 Meat	212883	379390	121.12.2021	60-000-000-14-1411-0000	617.18
Vendor Total:					13,887.55
00532 Imperial Bag & Paper Co LLC					
Cleaning Supplies	212714	1757086-00	112.11.2021	60-000-000-54-5441-0000	411.61
Vendor Total:					411.61
00551 LEIBOLD IRRIGATION INC.					
Coupling and PVC Pipe Repair	212783	0010291-IN	113.11.2021	60-601-000-52-5210-0000	434.61
Vendor Total:					434.61
00578 LOUIS GLUNZ WINES INC.					

Fund **Description**
Vendor No **Vendor Name**

Line Item Description	Check No	Invoice Number	Batch Number	GL Account Number	Amount
Inv# G-1685291 Wine	212786	G-1685291	113.11.2021	60-000-000-14-1412-000C	165.00
Inv# G-1687788 Wine	212904	G-1687788	121.12.2021	60-000-000-14-1412-000C	221.00
Vendor Total:					386.00
00615 MENARDS WEST CHICAGO					
Inv# 39665	212722	39665	112.11.2021	60-000-000-54-5441-000C	314.48
Inv# 39944	212839	39944	114.11.2021	60-000-000-54-5441-000C	146.90
Inv# 40011	212839	40011	114.11.2021	60-000-000-54-5441-000C	235.04
Vendor Total:					696.42
00675 Nels J. Johnson Tree Experts Inc					
Removal of Dead Ash Trees	212840	1328865	114.11.2021	60-601-000-54-5419-000C	2,422.50
Vendor Total:					2,422.50
00680 Northern Illinois Gas Company					
AGC Maintenance Building 101121-111121	212841	1106501000_1121	114.11.2021	60-000-000-52-5261-000C	335.69
Vendor Total:					335.69
00742 Pepsi Beverages Company					
Inv# 45082657 Non-Alcoholic Beverages	212790	45082657	113.11.2021	60-000-000-14-1416-000C	404.66
Inv# 46705210 Non-Alcoholic Beverages	212909	46705210	121.12.2021	60-000-000-14-1416-000C	1,022.18
Inv# 47856251 Non-Alcoholic Beverages	212790	47856251	113.11.2021	60-000-000-14-1416-000C	1,662.89
Vendor Total:					3,089.73
00792 Reinders Inc					
Supplies	212736	1901806-00	112.11.2021	60-601-000-53-5315-000C	679.17
Supplies	212736	1904985-00	112.11.2021	60-601-000-53-5315-000C	180.83
Supplies	212736	1904985-01	112.11.2021	60-601-000-53-5315-000C	62.22
Supplies	212736	4066924-00	112.11.2021	60-601-000-53-5315-000C	568.35
Vendor Total:					1,490.57
00825 Russo Hardware Inc					
Inv# SPI10903017	212852	SPI10903017	114.11.2021	60-601-000-53-5315-000C	171.98
Invoice # SPI10913040	212914	SPI10913040	121.12.2021	60-601-000-53-5315-000C	90.54
Vendor Total:					262.52
00841 Schamberger Bros. Inc.					
Inv# 0000436836 Beer	212796	0000436836	113.11.2021	60-000-000-14-1412-000C	171.00
Inv# 000436957 Beer	212853	0000436957	114.11.2021	60-000-000-14-1412-000C	141.00
Inv# 000437070 Beer	212853	0000437070	114.11.2021	60-000-000-14-1412-000C	203.00
Inv# 0000437318 Beer	212915	0000437318	121.12.2021	60-000-000-14-1412-000C	187.00
Vendor Total:					702.00
00874 Southern Glazer's Wine And Spirits, LLC					
Liquor	212739	3907470	112.11.2021	60-000-000-14-1412-000C	1,525.89
Liquor	212739	3918645	112.11.2021	60-000-000-14-1412-000C	916.45
Inv# 3929640 Liquor	212854	3929640	114.11.2021	60-000-000-14-1412-000C	496.00
Inv# 3941055 Liquor	212854	3941055	114.11.2021	60-000-000-14-1412-000C	1,602.83
Vendor Total:					4,541.17
00911 Stuever & Sons Inc					
Arrowhead Golf Course Restaurant Supplies	212797	0357408	113.11.2021	60-612-902-53-5388-000C	20.00
Arrowhead Golf Course Beer Line Cleaning	212797	0357408	113.11.2021	60-612-000-52-5210-000C	96.00
Inv# 0359008 Beer Line Cleaning AGC	212855	0359008	114.11.2021	60-612-000-52-5210-000C	96.00
Vendor Total:					212.00

Fund	Description	Vendor No	Vendor Name	Line Item Description	Check No	Invoice Number	Batch Number	GL Account Number	Amount
00923	Superior Beverage Co. Inc.								
	Inv# 407810 Beer	212798	407810	113.11.2021	60-000-000-14-1412-000C	41.10			
	Inv# 409631 Beer	212856	409631	114.11.2021	60-000-000-14-1412-000C	287.50			
	Inv# 411313 Beer	212856	411313	114.11.2021	60-000-000-14-1412-000C	164.15			
	Inv# 412998 Beer	212856	412998	114.11.2021	60-000-000-14-1412-000C	184.90			
								Vendor Total:	677.65
00956	Titleist								
	PRO V1 Fall Order	212802	912071504	113.11.2021	60-000-000-14-1432-000C	2,281.80			
								Vendor Total:	2,281.80
01023	Waste Management of Illinois Inc								
	Arrowhead GC 110121-113021	212744	12272113008_1121	112.11.2021	60-000-000-52-5263-000C	319.05			
								Vendor Total:	319.05
01043	Wheaton Sanitary District								
	AGC Maintenance Building 100721-110521	212924	036235000_1121	121.12.2021	60-000-000-52-5264-000C	52.42			
	AGC Clubhouse 100721-110521	212924	036431000_1121	121.12.2021	60-000-000-52-5264-000C	480.93			
								Vendor Total:	533.35
01053	Wilson Sporting Goods Company								
	Wilson Glove Fill October 2021	212865	4535822620	114.11.2021	60-000-000-14-1431-000C	715.81			
	Wilson 50/50 Elite Balls	212926	4535893642	121.12.2021	60-000-000-14-1432-000C	318.77			
								Vendor Total:	1,034.58
01058	Chicago Beverage Systems, LLC								
	Inv# 214157 Beer	212759	214157	113.11.2021	60-000-000-14-1412-000C	424.39			
	Inv# 218090 Beer	212814	218090	114.11.2021	60-000-000-14-1412-000C	180.50			
	Inv# 221922 Beer	212814	221922	114.11.2021	60-000-000-14-1412-000C	355.52			
	Inv# 225800 Beer	212814	225800	114.11.2021	60-000-000-14-1412-000C	99.90			
	Inv# 230010 Beer	212880	230010	121.12.2021	60-000-000-14-1412-000C	131.40			
								Vendor Total:	1,191.71
01068	Wm. F. Meyer Co.								
	Inv# S4039922.001	212745	S4039922.001	112.11.2021	60-000-000-54-5441-000C	32.63			
	Inv# S4069159.001	212745	S4069159.001	112.11.2021	60-000-000-54-5441-000C	2.00			
	Inv# S4083145.001	212745	S4083145.001	112.11.2021	60-000-000-54-5441-000C	2.00			
	Inv# S4097198.001	212745	S4097198.001	112.11.2021	60-000-000-54-5441-000C	2.00			
								Vendor Total:	38.63
02231	Sysco-Chicago								
	Inv# 524056782 Produce	212857	524056782	114.11.2021	60-000-000-14-1413-000C	477.09			
	Inv# 524056782 Meat	212857	524056782	114.11.2021	60-000-000-14-1411-0000	214.75			
	Inv# 524056782 Dairy	212857	524056782	114.11.2021	60-000-000-14-1414-000C	238.92			
	Inv# 524056782 General Grocery	212857	524056782	114.11.2021	60-000-000-14-1415-000C	660.05			
	Inv# 524060528 Cleaning Supplies	212857	524060528	114.11.2021	60-612-000-53-5316-000C	192.88			
	Inv# 524060528 Produce	212857	524060528	114.11.2021	60-000-000-14-1413-000C	252.01			
	Inv# 524060528 General Grocery	212857	524060528	114.11.2021	60-000-000-14-1415-000C	369.16			
	Inv# 524060528 Meat	212857	524060528	114.11.2021	60-000-000-14-1411-0000	414.53			
	Inv# 524060528 Dairy	212857	524060528	114.11.2021	60-000-000-14-1414-000C	661.57			
	Inv# 524065810 General Grocery	212799	524065810	113.11.2021	60-000-000-14-1415-000C	1,437.52			
	Inv# 524065810 Cleaning Supplies	212799	524065810	113.11.2021	60-612-000-53-5316-000C	45.05			
	Inv# 524065810 Dairy	212799	524065810	113.11.2021	60-000-000-14-1414-000C	538.05			
	Inv# 524065810 Meat	212799	524065810	113.11.2021	60-000-000-14-1411-0000	593.92			
	Inv# 524065810 Meat	212799	524065810	113.11.2021	60-000-000-14-1411-0000	380.32			
	Inv# 524065810 Produce	212799	524065810	113.11.2021	60-000-000-14-1413-000C	780.04			
	Inv# 524072951 Meat	212799	524072951	113.11.2021	60-000-000-14-1411-0000	82.82			

Fund **Description**
Vendor No **Vendor Name**

Line Item Description	Check No	Invoice Number	Batch Number	GL Account Number	Amount
Inv# 524072951 Meat	212799	524072951	113.11.2021	60-000-000-14-1411-0000	203.43
Inv# 524072951 Produce	212799	524072951	113.11.2021	60-000-000-14-1413-0000	466.99
Inv# 524072951 Dairy	212799	524072951	113.11.2021	60-000-000-14-1414-0000	233.44
Inv# 524072951 General Grocery	212799	524072951	113.11.2021	60-000-000-14-1415-0000	582.74
Inv# 524072951 Cleaning Supplies	212799	524072951	113.11.2021	60-612-000-53-5316-0000	90.10
Inv# 524079030 Cleaning Supplies	212799	524079030	113.11.2021	60-612-000-53-5316-0000	62.55
Inv# 524079030 Restaurant Supplies	212799	524079030	113.11.2021	60-612-902-53-5388-0000	77.35
Inv# 524079030 General Grocery	212799	524079030	113.11.2021	60-000-000-14-1415-0000	577.45
Inv# 524079030 Produce	212799	524079030	113.11.2021	60-000-000-14-1413-0000	95.47
Inv# 524079030 Produce	212799	524079030	113.11.2021	60-000-000-14-1413-0000	295.03
Inv# 524079030 Meat	212799	524079030	113.11.2021	60-000-000-14-1411-0000	325.44
Inv# 524084515 Cleaning Supplies	212799	524084515	113.11.2021	60-612-000-53-5316-0000	62.55
Inv# 524084515 General Grocery	212799	524084515	113.11.2021	60-000-000-14-1415-0000	415.92
Inv# 524084515 Produce	212799	524084515	113.11.2021	60-000-000-14-1413-0000	107.54
Inv# 524084515 Restaurant Supplies	212799	524084515	113.11.2021	60-612-902-53-5388-0000	17.56
Inv# 524091719 Dairy	212919	524091719	121.12.2021	60-000-000-14-1414-0000	121.14
Inv# 524091719 Meat	212919	524091719	121.12.2021	60-000-000-14-1411-0000	662.47
Inv# 524091719 Cleaning Supplies	212919	524091719	121.12.2021	60-612-000-53-5316-0000	62.55
Inv# 524091719 Produce	212919	524091719	121.12.2021	60-000-000-14-1413-0000	602.66
Inv# 524091719 General Grocery	212919	524091719	121.12.2021	60-000-000-14-1415-0000	413.99
Inv# 524094881 General Grocery	212919	524094881	121.12.2021	60-000-000-14-1415-0000	769.46
Inv# 524094881 Produce	212919	524094881	121.12.2021	60-000-000-14-1413-0000	560.51
Inv# 524094881 Dairy	212919	524094881	121.12.2021	60-000-000-14-1414-0000	581.50
Inv# 524094881 Meat	212919	524094881	121.12.2021	60-000-000-14-1411-0000	331.50
Inv# 524094881 Meat	212919	524094881	121.12.2021	60-000-000-14-1411-0000	40.37
Inv# 524100461 Cleaning Supplies	212857	524100461	114.11.2021	60-612-000-53-5316-0000	81.17
Inv# 524100461 General Grocery	212857	524100461	114.11.2021	60-000-000-14-1415-0000	1,751.08
Inv# 524100461 Dairy	212857	524100461	114.11.2021	60-000-000-14-1414-0000	386.82
Inv# 524100461 Produce	212857	524100461	114.11.2021	60-000-000-14-1413-0000	619.43
Inv# 524100461 Meat	212857	524100461	114.11.2021	60-000-000-14-1411-0000	489.64
Inv# 524100461 Meat	212857	524100461	114.11.2021	60-000-000-14-1411-0000	422.21
Inv# 524106188 Meat	212919	524106188	121.12.2021	60-000-000-14-1411-0000	224.36
Inv# 524106188 General Grocery	212919	524106188	121.12.2021	60-000-000-14-1415-0000	109.23
Inv# 524106188 Dairy	212919	524106188	121.12.2021	60-000-000-14-1414-0000	36.41
Inv# 524110718 General Grocery	212919	524110718	121.12.2021	60-000-000-14-1415-0000	1,626.26
Inv# 524110718 Dairy	212919	524110718	121.12.2021	60-000-000-14-1414-0000	306.60
Inv# 524110718 Dairy	212919	524110718	121.12.2021	60-000-000-14-1414-0000	940.01
Inv# 524110718 Produce	212919	524110718	121.12.2021	60-000-000-14-1413-0000	172.20
Inv# 524110718 Cleaning Supplies	212919	524110718	121.12.2021	60-612-000-53-5316-0000	187.65
Inv# 524116348 Produce	212919	524116348	121.12.2021	60-000-000-14-1413-0000	181.48
Inv# 524116348 General Grocery	212919	524116348	121.12.2021	60-000-000-14-1415-0000	247.99
Inv# 524116348 Dairy	212919	524116348	121.12.2021	60-000-000-14-1414-0000	118.87
Inv# 524116348 Meat	212919	524116348	121.12.2021	60-000-000-14-1411-0000	169.16
Vendor Total:					23,168.96
02243 Holsteins Garage					
Invoice # 51949	212900	51949	121.12.2021	60-601-000-53-5315-0000	435.00
Vendor Total:					435.00
02263 Heritage Wine Cellars Ltd.					
Inv# 2059739 Wine	212832	2059739	114.11.2021	60-000-000-14-1412-0000	292.50
Vendor Total:					292.50
02322 Olympia Maintenance Inc					
Inv# 285976	212843	285976	114.11.2021	60-612-000-53-5316-0000	1,300.00
Vendor Total:					1,300.00

Fund **Description**
Vendor No **Vendor Name**

Line Item	Description	Check No	Invoice Number	Batch Number	GL Account Number	Amount
02796	NAPA					
Supplies		212725	4496-154179	112.11.2021	60-601-000-53-5315-000C	118.49
Vendor Total:						118.49
03113	Airgas National Carbonation					
Bulk CO2 Inv# 9119075426		212670	9119075426	112.11.2021	60-612-000-52-5220-000C	117.17
Bulk CO2 Inv# 9119629481		212868	9119629481	121.12.2021	60-612-000-52-5220-000C	121.56
Vendor Total:						238.73
03163	Advanced Turf Solutions					
USGA #2 Divot Mix Inv# S0906069		212747	SO906069	113.11.2021	60-601-000-53-5331-000C	2,464.40
Vendor Total:						2,464.40
03481	Tressler LLP					
Services through 10/31/21		212859	437589	114.11.2021	60-000-000-52-5207-000C	186.66
Vendor Total:						186.66
03754	Comcast Cable					
AGC Clubhouse 111421-121321		212764	87712049102197_12	113.11.2021	60-000-000-52-5262-000C	243.35
Vendor Total:						243.35
03808	Classic Staffing Services Inc					
Inv# 10-22005816 Temp Staff for F&B		212762	10-22005816	113.11.2021	60-612-000-52-5210-000C	920.17
Inv# 10-22005831 Temp Staff for F&B		212688	10-22005831	112.11.2021	60-612-000-52-5210-000C	888.17
Inv# 10-22005848 Temp Staff for F&B		212817	10-22005848	114.11.2021	60-612-000-52-5210-000C	589.05
Vendor Total:						2,397.39
03862	Redexim North America					
Inv# 0105896		212912	0105896	121.12.2021	60-601-000-53-5315-000C	1,041.77
Vendor Total:						1,041.77
03978	Illinois Roof Consulting Associates Inc					
Inspection AGC		212713	25539	112.11.2021	60-611-000-57-5701-000C	330.00
Vendor Total:						330.00
04036	Bronze Memorial Company					
Bronze for Champions Room		212683	706807	112.11.2021	60-000-000-53-5302-000C	379.57
Vendor Total:						379.57
04045	Louis Glunz Beer Inc.					
Inv# 482333 Beer		212903	482333	121.12.2021	60-000-000-14-1412-000C	442.45
Vendor Total:						442.45
04296	Culligan DuPage Soft Water Service Inc					
Arrowhead Drinking Water for October 2021		212696	261958_1021W	112.11.2021	60-000-000-52-5210-000C	59.90
Arrowhead Cooler Rental November 2021		212696	261958_1121R	112.11.2021	60-000-000-52-5210-000C	18.00
Arrowhead Softner Rental November 2021		212696	261958_1121RS	112.11.2021	60-612-000-52-5210-000C	102.00
Vendor Total:						179.90
04419	TriMark Marlinn LLC					
Inv# 2762120 Restaurant Supplies		212803	2762120	113.11.2021	60-612-902-53-5388-000C	509.68
Inv# 2762120 Banquet Supplies		212803	2762120	113.11.2021	60-612-901-53-5390-000C	509.68
Inv# 2766431 Banquet Supplies		212803	2766431	113.11.2021	60-612-901-53-5390-000C	540.40
Inv# 2788112 Banquet Supplies		212803	2788112	113.11.2021	60-612-901-53-5390-000C	298.82
Inv# 2788112 Restaurant Supplies		212803	2788112	113.11.2021	60-612-902-53-5388-000C	298.81
Inv# 2789514 Banquet Supplies		212803	2789514	113.11.2021	60-612-901-53-5390-000C	723.40

Fund **Description**
Vendor No **Vendor Name**

Line Item Description	Check No	Invoice Number	Batch Number	GL Account Number	Amount
Inv# 2791538 Restaurant Supplies	212803	2791538	113.11.2021	60-612-902-53-5388-000C	353.01
Inv# 2791538 Banquet Supplies	212803	2791538	113.11.2021	60-612-901-53-5390-000C	353.02
Inv# 2792703 Banquet Supplies	212803	2792703	113.11.2021	60-612-901-53-5390-000C	166.05
Inv# 2794233 Banquet Supplies	212860	2794233	114.11.2021	60-612-901-53-5390-000C	480.81
Inv# 2794233 Restaurant Supplies	212860	2794233	114.11.2021	60-612-902-53-5388-000C	480.80
Vendor Total:					4,714.48
04508 Get Fresh Produce Inc.					
Credit# 00468425 Produce	212896	00468425	121.12.2021	60-000-000-14-1413-000C	-17.25
Credit# 00470548 Dairy	212896	00470548	121.12.2021	60-000-000-14-1414-000C	-47.73
Credit# 00470588 Dairy	212896	00470588	121.12.2021	60-000-000-14-1414-000C	-47.73
Inv# 03879942 Produce	212896	03879942	121.12.2021	60-000-000-14-1413-000C	188.00
Inv# 03909362 Dairy	212896	03909362	121.12.2021	60-000-000-14-1414-000C	47.73
Vendor Total:					123.02
04869 BlueTarp Financial Inc					
Inv# 48825159 Northern Tool	212679	48825159	112.11.2021	60-601-000-53-5315-000C	243.89
Vendor Total:					243.89
05138 Wyatts CO2 & Beer Line Cleaning					
Inv# 28072 Nitro Tanks	212867	28072	114.11.2021	60-612-902-53-5388-000C	75.00
Inv# 28254 Nitro Tanks	212808	28254	113.11.2021	60-612-902-53-5388-000C	75.00
Inv# 28287 Nitro Tanks	212808	28287	113.11.2021	60-612-902-53-5388-000C	75.00
Vendor Total:					225.00
05401 Great Lakes Turf LLC					
GlycoFuse and ProteSyn	212777	36242	113.11.2021	60-601-000-53-5335-000C	1,972.20
Vendor Total:					1,972.20
05496 Nexbelt LLC					
Club Championship Belts	212908	242565	121.12.2021	60-000-000-14-1431-000C	1,528.73
Club Championship Belts	212908	242565	121.12.2021	60-611-000-52-5210-0000	1,296.00
CM# 246599 Return Straps	212908	246599	121.12.2021	60-000-000-14-1431-000C	-420.00
Vendor Total:					2,404.73
05540 Performance Chemical & Supply					
Cleaning Supplies	212846	268960	114.11.2021	60-000-000-54-5441-000C	217.36
Vendor Total:					217.36
05765 Luetkehans, Phillip					
Services through 10/19/21	212716	54	112.11.2021	60-000-000-52-5207-000C	376.16
Vendor Total:					376.16
05810 US Bank Equipment Finance					
AGC Clubhouse Nov 2021	212806	82279_1121	113.11.2021	60-000-000-52-5211-0000	568.04
Vendor Total:					568.04
05816 Breakthru Beverage Illinois, LLC					
Liquor	212681	341595670	112.11.2021	60-000-000-14-1412-000C	1,519.10
Liquor	212681	341694117	112.11.2021	60-000-000-14-1412-000C	163.95
Inv# 341785341 Liquor	212813	341785341	114.11.2021	60-000-000-14-1412-000C	909.79
Inv# 341880385 Liquor	212875	341880385	121.12.2021	60-000-000-14-1412-000C	917.10
Vendor Total:					3,509.94
05891 S2D2 Productions, Inc.					
Inv# 21-0275 Wedding Lighting	212795	Inv21-0275	113.11.2021	60-612-901-52-5292-000C	1,416.78

Fund	Description					
Vendor No	Vendor Name					
Line Item Description	Check No	Invoice Number	Batch Number	GL Account Number	Amount	
Vendor Total:						1,416.78
05918 Romano, Richard Mark						
Muskrat Trapping	212793	110121	113.11.2021	60-601-000-52-5210-000C	525.00	
Vendor Total:						525.00
05943 COEO SOLUTIONS LLC						
AGC 110121-113021	212689	11000057_1121	112.11.2021	60-000-000-52-5262-000C	787.83	
Vendor Total:						787.83
06027 DeEtta's Bakery Inc						
Inv# 3311 Wedding Pastries	212697	3311	112.11.2021	60-612-901-52-5292-000C	30.24	
Inv# 3317 Wedding Pastries	212697	3317	112.11.2021	60-612-901-52-5292-000C	383.73	
Inv# 3320 Wedding Cake	212769	3320	113.11.2021	60-612-901-52-5292-000C	467.60	
Inv# 3324 Wedding Cake	212769	3324	113.11.2021	60-612-901-52-5292-000C	57.00	
Inv# 3335 Wedding Cake	212824	3335	114.11.2021	60-612-901-52-5292-000C	325.00	
Vendor Total:						1,263.57
06228 Voyant Communications						
Golf Admin 110121-113021	212743	111390_1121	112.11.2021	60-000-000-52-5262-000C	20.60	
Restaurant 110121-113021	212743	111390_1121	112.11.2021	60-612-902-52-5262-000C	202.80	
Golf 110121-113021	212743	111390_1121	112.11.2021	60-611-000-52-5262-000C	190.13	
Banquet 110121-113021	212743	111390_1121	112.11.2021	60-612-901-52-5262-000C	212.31	
Ski 110121-113021	212743	111390_1121	112.11.2021	60-613-000-52-5262-000C	19.01	
Marketing 110121-113021	212743	111390_1121	112.11.2021	60-000-415-52-5262-000C	91.89	
Golf Maintenance 110121-113021	212743	111390_1121	112.11.2021	60-601-000-52-5262-000C	60.21	
Vendor Total:						796.95
06243 Doty Nurseries LLC						
AGC Apple Trees	212770	179012	113.11.2021	60-101-000-53-5331-000C	410.00	
Vendor Total:						410.00
06250 LRS Holdings LLC						
AGC Clubhouse 110121-113021	212715	47783.1 AGC_1121	112.11.2021	60-000-000-52-5263-000C	197.00	
AGC Clubhouse 120121-123121	212905	47783.1 AGC_1221	121.12.2021	60-000-000-52-5263-000C	197.00	
Vendor Total:						394.00
06307 Neuco Inc						
Inv# 5385630	212727	5385630	112.11.2021	60-000-000-54-5441-000C	119.07	
Vendor Total:						119.07
06308 Westlake Hardware Inc						
Invoice# 12607912	212923	12607912	121.12.2021	60-601-000-53-5315-000C	50.52	
Building Supplies	212923	12607921	121.12.2021	60-601-000-53-5313-000C	41.73	
Invoice# 12607966	212923	12607966	121.12.2021	60-000-000-54-5441-000C	53.81	
Invoice# 12607987	212923	12607987	121.12.2021	60-000-000-54-5441-000C	21.58	
Invoice# 12608012	212923	12608012	121.12.2021	60-000-000-54-5441-000C	111.28	
Invoice# 12608013	212923	12608013	121.12.2021	60-000-000-54-5441-000C	84.46	
Shop Supplies	212923	12608027	121.12.2021	60-601-000-53-5313-000C	304.69	
Christmas Lights for Bar	212923	12608028	121.12.2021	60-000-000-53-5312-000C	74.73	
Vendor Total:						742.80
06353 Prazak, Kimberly						
October Mileage Reimbursement	212733	102921	112.11.2021	60-000-000-54-5422-000C	63.62	
Vendor Total:						63.62

Fund **Description**
Vendor No **Vendor Name**

Line Item Description	Check No	Invoice Number	Batch Number	GL Account Number	Amount
06421 Way 2 Easy, Inc.					
Quarterly Security AGC Club	212807	INV-013627	113.11.2021	60-000-000-52-5211-0000	209.97
Quarterly Security AGC Maint	212807	INV-013628	113.11.2021	60-000-000-52-5211-0000	407.97
				Vendor Total:	617.94
06428 Proficient Window Cleaning, Inc.					
Inv# 6688 Outside Window Cleaning	212849	6688	114.11.2021	60-000-000-53-5316-0000	928.00
				Vendor Total:	928.00
06434 Concentric Ventures Incorporated					
October Liquor Consulting	212692	9998	112.11.2021	60-612-000-52-5210-0000	1,825.00
				Vendor Total:	1,825.00
06542 Call One, Inc.					
AGC 111521-121421	212757	97900018657_1221	113.11.2021	60-000-000-52-5262-0000	103.72
				Vendor Total:	103.72
06626 Cozzini Bros, Inc.					
Inv# C10142892 Cutlery Service	212767	C10142892	113.11.2021	60-612-000-52-5210-0000	32.00
				Vendor Total:	32.00
06640 Yamaha Motor Finance Corporation U.S.A.					
GPS Lease November 2021	212809	759881	113.11.2021	60-611-000-52-5211-0000	3,080.00
				Vendor Total:	3,080.00
06670 Brinks Incorporated					
11/21 Armored Services for AGC	212682	11735247	112.11.2021	60-000-000-52-5214-0000	114.42
09/2020 Service Fee	212682	4529834	112.11.2021	60-000-000-52-5214-0000	21.70
				Vendor Total:	136.12
06674 Lingo Communications LLC					
AGC Banquets 110421-120321	212785	960579_1221	113.11.2021	60-612-901-52-5262-0000	180.81
AGC Restaurant 110421-120321	212785	960579_1221	113.11.2021	60-612-902-52-5262-0000	186.29
AGC Golf 110421-120321	212785	960579_1221	113.11.2021	60-611-000-52-5262-0000	180.81
				Vendor Total:	547.91
06687 Van-Lang Enterprises					
Inv# 103396 General Grocery	212862	103396	114.11.2021	60-000-000-14-1415-0000	954.00
Inv# 103507 General Grocery	212920	103507	121.12.2021	60-000-000-14-1415-0000	252.00
				Vendor Total:	1,206.00
06696 Pro Staffing Inc.					
Inv# 6708 Temp Staff for F&B	212734	6708	112.11.2021	60-612-000-52-5210-0000	898.04
Inv# 6734 Temp Staff for F&B	212792	6734	113.11.2021	60-612-000-52-5210-0000	543.00
Inv# 6760 Temp Staff for F&B	212792	6760	113.11.2021	60-612-000-52-5210-0000	320.32
				Vendor Total:	1,761.36
06766 M&M Event Planners Inc.					
Inv# 2842 Wedding Supplies	212787	2842	113.11.2021	60-612-901-52-5292-0000	440.00
Inv# 2886 Premium Banquet Service	212838	2886	114.11.2021	60-612-901-52-5292-0000	213.00
				Vendor Total:	653.00
06814 Heartland Beverage, LLC					
Inv# 106533 Beer	212778	106533	113.11.2021	60-000-000-14-1412-0000	138.00
				Vendor Total:	138.00

Fund **Description**
Vendor No **Vendor Name**

Line Item Description	Check No	Invoice Number	Batch Number	GL Account Number	Amount
06835 Windmill Ginger Brew LLC					
Inv# 4037 Non-Alcoholic Beverages	212866	4037	114.11.2021	60-000-000-14-1416-000C	480.00
Vendor Total:					480.00
06900 Two Brothers Coffee Roasters					
Inv# 22535 Non-Alcoholic Beverages	212805	22535	113.11.2021	60-000-000-14-1416-000C	254.50
Inv# 22606 Non-Alcoholic Beverages	212861	22606	114.11.2021	60-000-000-14-1416-000C	254.50
Vendor Total:					509.00
06940 Advocate Health and Hospitals Corporation					
Back Evaluations	212748	809669	113.11.2021	60-418-000-52-5208-000C	57.00
Back Evaluations	212748	809988	113.11.2021	60-418-000-52-5208-000C	186.00
Back Evaluations	212748	810000	113.11.2021	60-418-000-52-5208-000C	243.00
Back Evaluations	212748	810906	113.11.2021	60-418-000-52-5208-000C	57.00
Back Evaluations	212748	810906	113.11.2021	60-418-902-52-5208-000C	166.00
Vendor Total:					709.00
Fund Total:					132,482.25
70 Information Technology					
05743 Advanced Intelligence Engineering					
Monthly Support November 2021	212746	11971	113.11.2021	70-000-000-52-5240-000C	16,879.05
Monitors and Cables for Marketing	212811	11989	114.11.2021	70-000-000-53-5305-000C	521.00
HDMI Adapter for Marketing	212811	11989	114.11.2021	70-000-000-53-5305-000C	52.49
Prairie Meraki Access Points	212811	11989	114.11.2021	70-000-000-53-5305-000C	1,519.56
Prairie Meraki Licenses for Wireless Access Poir	212811	11989	114.11.2021	70-000-000-52-5240-000C	568.98
Vendor Total:					19,541.08
06221 Secure Compliance Solutions LLC					
2021 Penetration Testing	212916	1328	121.12.2021	70-000-000-52-5240-000C	7,500.00
Vendor Total:					7,500.00
06228 Voyant Communications					
IS&T 110121-113021	212743	111390_1121	112.11.2021	70-000-000-52-5262-000C	19.01
Vendor Total:					19.01
Fund Total:					27,060.09
Report Total:					544,153.04



Wheaton Park District

Wheaton Park District Board of Commissioners Meeting Minutes

Wednesday November 17, 2021 5:00 p.m.

City of Wheaton Council Chambers 303 W. Wesley Street Wheaton, Illinois

CALL TO ORDER –President Frey called the meeting to order at 5:00 p.m. Barrett, Kelly, Mee, Morrill and Vires were present.

PRESENTATIONS

Carey Moreland, Marketing and Development Coordinator

Marketing and Development Coordinator Carey Moreland highlighted the Wheaton Park District Foundation's holiday plans. Cosley Zoo will host its annual Festival of Lights & Christmas Tree Sale from November 26 to December 30 and banners are already hung around town. The annual Reindeer Run will be held in conjunction with the Wheaton Lions Club on December 4 and will benefit the Cosley Zoo, DuPage County Historical Museum and Play for All Foundations. Also, limited-edition ornaments featuring an artist rendering of Memorial Park are on sale at park district facilities for \$29.99 and proceeds will be shared across the three foundations. Year-end appeal efforts have also begun, and donations letter have begun to be received in homes.

While it doesn't have ties to any of the park district's foundations, WPD will be organizing this year's Wheaton Christmas Parade downtown on December 27.

COMMUNITY INPUT

None

CONSENT AGENDA

- A. Approval of the Disbursements totaling \$761,501.18 for the period beginning October 13, 2021 and ending November 9, 2021
- B. Approval of the Disbursements totaling \$324,691.42 for the period beginning October 13, 2021 and ending November 9, 2021
- C. Approval of the Minutes for the October 20, 2021 Public Hearing Concerning the Intent to Sell \$6,000,000 General Obligation Limited Tax Park Bonds
- D. Approval of the Minutes for the October 20, 2021 Public Hearing Concerning the Intent to Adopt a Budget and Appropriation Ordinance for the Period Beginning January 1, 2022 and ending December 31, 2022
- E. Approval of the Regular Meeting Minutes for October 20, 2021
- F. ~~Approval of the Closed Session Minutes for October 20, 2021~~
- G. Approval of the Subcommittee Minutes for November 3, 2021
- H. ~~Approval of the Closed Session Minutes for November 3, 2021~~
- I. Approval of the 2022 Subcommittee Meeting Schedule
- J. Approval of the 2022 Regular Meeting Schedule
- K. Approval of the payment to ACT Sport Services in the amount of \$14,041.50 for the 2021 Summer and Fall Tennis Classes Lessons

Commissioner Mee moved to approve the consent agenda except for items F and H.
Seconded by Commissioner Vires. No discussion.

Motion passed by roll call vote.

Ayes: Barrett, Kelly, Mee Morrill, Vires, Frey

Nays: None

Abstain: None

Absent: None

UNFINISHED BUSINESS

None

NEW BUSINESS

1. Bid Results and Recommendation for the Issue of approximately \$1,842,000 General Obligation Limited Tax Park Bonds, Series 2021

Commissioner Vires moved to Accept the Bid from Republic Bank of Chicago at an interest rate of 0.525% for the Issue of \$1,853,088 General Obligation Limited Tax Park Bonds, Series 2021. Seconded by Commissioner Kelly.

Anthony Miceli from Speer Financial stated that all six bids were all extremely tight and this is one of the lower rates we've had in a while. Miceli stated that a portion of this will go to pay debt service debt and \$1.375,000 will go to capital projects.

Motion passed by roll call vote.

Ayes: Barrett, Kelly, Mee Morrill, Vires, Frey

Nays: None

Abstain: None

Absent: None

2. Ordinance No. 2021-07 – An Ordinance providing for the issue of approximately \$1,853,088 General Obligation Limited Tax Park Bonds, Series 2021, for the payment of land condemned or purchased for parks, for the building, maintaining, improving and protecting of the same and the existing land and facilities of the District, for the payment of certain outstanding bonds of the District, providing for the levy of a direct annual tax to pay the principal and interest on said bonds and authorizing the sale of said bonds to the purchaser thereof.

Commissioner Mee moved to approve Ordinance No. 2021-07 – An Ordinance providing for the issue of approximately \$1,853,088 General Obligation Limited Tax Park Bonds, Series 2021, for the payment of land condemned or purchased for parks, for the building, maintaining, improving and protecting of the same and the existing land and facilities of the District, for the payment of certain outstanding bonds of the District, providing for the levy of a direct annual tax to pay the principal and interest on said bonds and authorizing the sale of said bonds to the purchaser thereof. Commissioner Kelly seconded. No discussion.

Motion passed by roll call vote.

Ayes: Barrett, Kelly, Mee Morrill, Vires, Frey

Nays: None

Abstain: None

Absent: None

3. **Ordinance 2021-04** – An Ordinance Making a Combined Annual Budget and Appropriation of Funds for the Wheaton Park District for the Fiscal Year Beginning January 1, 2022 and ending December 31, 2022

Commissioner Vires moved to approve Ordinance 2021-04 – An Ordinance Making a Combined Annual Budget and Appropriation of Funds for the Wheaton Park District for the Fiscal Year Beginning January 1, 2022 and ending December 31, 2022

Commissioner Kelly seconded. No discussion.

Motion passed by roll call vote.

Ayes: Barrett, Kelly, Mee Morrill, Vires, Frey

Nays: None

Abstain: None

Absent: None

4. **Ordinance 2021-05** – An Ordinance Levying and Assessing the Taxes of the Wheaton Park District, DuPage County, Illinois for the Tax Year 2021

Commissioner Barrett moved to approve Ordinance 2021-05 – An Ordinance Levying and Assessing the Taxes of the Wheaton Park District, DuPage County, Illinois for the Tax Year 2021. Commissioner Kelly seconded. No discussion.

Motion passed by roll call vote.

Ayes: Barrett, Kelly, Mee Morrill, Vires, Frey

Nays: None

Abstain: None

Absent: None

5. **Ordinance 2021-06** – An Ordinance Abating the Taxes Heretofore Levied for the Year 2021 to Pay Debt Service on the General Obligation, Refunding Park Bonds (Alternate Revenue Source), Series 2019A, of the Wheaton Park District, DuPage County, Illinois

Commissioner Barrett moved to approve Ordinance 2021-06 – An Ordinance Abating the Taxes Heretofore Levied for the Year 2021 to Pay Debt Service on the General Obligation, Refunding Park Bonds (Alternate Revenue Source), Series 2019A, of the Wheaton Park District, DuPage County, Illinois. Seconded by Commissioner Vires. No discussion.

Motion passed by roll call vote.

Ayes: Barrett, Kelly, Mee Morrill, Vires, Frey

Nays: None

Abstain: None

Absent: None

6. **Employee Insurance Benefits Renewal for 2022** – Motion to Approve:
- a. Blue Cross Blue Shield Employee HMO and PPO Health Insurance Program
 - b. Blue Cross Blue Shield Dental Plan
 - c. Dearborn National Vision Plan, Group Term Life, AD&D, and Voluntary Life
 - d. CompPsych Employee Assistance Program
- at a cost of Approximately \$1,574,144 before Employee Contributions

Commissioner Mee moved to approve Employee Insurance Benefits Renewal **for** 2022 – Motion to Approve:

- a. Blue Cross Blue Shield Employee HMO and PPO Health Insurance Program
 - b. Blue Cross Blue Shield Dental Plan
 - c. Dearborn National Vision Plan, Group Term Life, AD&D, and Voluntary Life
 - d. CompPsych Employee Assistance Program
- at a cost of Approximately \$1,574,144 before Employee Contributions
- Commissioner Morrill seconded. No discussion

Motion passed by roll call vote.

Ayes: Barrett, Kelly, Mee Morrill, Vires, Frey

Nays: None

Abstain: None

Absent: None

7. **Equipment Purchase for Cosley Zoo** – Motion to approve the purchase of a new walk-in freezer from TriMark in the amount not to exceed \$12,500.

Commissioner Mee moved to approve the purchase of a new walk-in freezer from TriMark in the amount not to exceed \$12,500. Seconded by Commissioner Vires. No discussion. Commissioner Kelly abstained. Motion passed by voice vote.

8. **Payment for Carnival Services** - Motion to approve a payment to JBR Fundways in the amount of \$33,636.75 for the revenue share program for the Cosley Zoo carnival

Commissioner Vires moved to approve a payment to JBR Fundways in the amount of \$33,636.75 for the revenue share program for the Cosley Zoo carnival. Seconded by Commissioner Barrett. No discussion.

Motion passed by roll call vote.

Ayes: Barrett, Kelly, Mee Morrill, Vires, Frey

Nays: None

Abstain: None

Absent: None

9. **Equipment Purchase for Arrowhead Golf Club** – Motion to approve the purchase of Two Toro Reelmaster 3555-D Fairway Mowers through the National Intergovernmental Purchasing Alliance Contract in the amount of \$146,196.96

Commissioner Mee moved to approve the purchase of Two Toro Reelmaster 3555-D Fairway Mowers through the National Intergovernmental Purchasing Alliance Contract in the amount of \$146,196.96. Seconded by Commissioner Barrett.

Executive Director Benard stated that staff was notified by Reinders that these items will not be deliverable in 2022. Reindeers has the right to re-price these items due to supply chain issues. Staff is requesting the board approve this item in the hopes that maybe a few mowers will become available in 2022. If Reinders says that they can't honor this price than staff will come back to the board for approval of the new price. Benard reiterated that this purchase will only be made at this price with this motion.

Motion passed by roll call vote.

Ayes: Barrett, Kelly, Mee Morrill, Vires, Frey

Nays: None

Abstain: None

Absent: None

10. **Civil Engineering Services for Arrowhead Golf Club** – Motion to approve the proposal from Cage Engineering in the amount of \$11,600.

Commissioner Kelly moved to approve the proposal from Cage Engineering in the amount of \$11,600. Seconded by Commissioner Barrett. No discussion. Motion passed by voice vote.

11. **Bid Results – Portable Restroom Services** – Motion to approve the unit cost bid from Flood's Royal Flush for 2022 for an estimated total amount of \$52,485 and authorize staff to renew the same unit costs for 2023 and 2024 if service is acceptable

Commissioner Vires moved to approve the unit cost bid from Flood's Royal Flush for 2022 for an estimated total amount of \$52,485 and authorize staff to renew the same unit costs for 2023 and 2024 if service is acceptable. Seconded by Commissioner Morrill.

Benard stated that staff is asking for a not to exceed price. There was a typographical error on the unit cost for the handwashing stations. It should be \$65.00 not \$60.00. The aggregate bid is still the lowest. No further discussion.

Motion passed by roll call vote.

Ayes: Barrett, Kelly, Mee Morrill, Vires, Frey

Nays: None

Abstain: None

Absent: None

12. **Tree and Bench Commemorative Program Fees** – Motion to approve an increase in the Commemorative Program of trees from \$800 to \$1,000 and benches from \$1,600 to \$2,500 along with other identified changes to the program.

Commissioner Vires moved to approve an increase in the Commemorative Program of trees from \$800 to \$1,000 and benches from \$1,600 to \$2,500 along with other identified changes to the program. Seconded by Commissioner Mee.

Commissioner Vires asked if the pricing is in line with other organizations in the area. Benard stated that we are trying to capture the cost of these materials. President Frey asked if we were running out of space in certain parks. Benard stated we were in the more popular parks but staff directs residents to other parks that have availability. Motion passed by voice vote.

13. **Arrowhead Golf Club 2022 Golf Rates** - Motion to approve increasing green fees by \$1.00 per nine holes for residents and \$2.00 per nine holes for non-residents for the 2022 golf season.

Commissioner Morrill moved to approve increasing green fees by \$1.00 per nine holes for residents and \$2.00 per nine holes for non-residents for the 2022 golf season. Seconded by Commissioner Mee. No discussion Motion passed by voice vote.

14. **Rice and Northside Pools – 2022 Pool Season Pass and Daily Fee** – Motion to approve the 2022 Pool Season Pass and Daily Rates as Presented:

- Season - Individual Res \$105 / Non Res \$154
- Season - Each Additional Family Member Res \$45 / Non Res \$64
- Season - Senior Individual (60+) Res \$90 / Non Res \$132
- Season - Senior Couple (60+) Res \$128 / Non Res \$188
- Daily Adult – Res \$10.75 Rice / Res \$10.25 Northside
- Daily Adult – Non Res \$15 Rice / Non Res Northside \$14.25
- Daily Child (to 17) & Senior (60+) – Res \$7.50 Rice / Res \$7.00 Northside
- Daily Child (to 17) & Senior (60+) – Non Res \$10.25 Rice / \$9.50 Northside

Commissioner Mee moved to approve the 2022 Pool Season Pass and Daily Rates as Presented:

- Season - Individual Res \$105 / Non Res \$154
- Season - Each Additional Family Member Res \$45 / Non Res \$64
- Season - Senior Individual (60+) Res \$90 / Non Res \$132
- Season - Senior Couple (60+) Res \$128 / Non Res \$188
- Daily Adult – Res \$10.75 Rice / Res \$10.25 Northside
- Daily Adult – Non Res \$15 Rice / Non Res Northside \$14.25
- Daily Child (to 17) & Senior (60+) – Res \$7.50 Rice / Res \$7.00 Northside
- Daily Child (to 17) & Senior (60+) – Non Res \$10.25 Rice / \$9.50 Northside

Seconded by Commissioner Morrill. No discussion. Motion passed by voice vote.

REPORTS FROM STAFF

Executive Director Benard thanked Director of Recreation Beyer and her staff for hosting a successful vaccination clinic for 5-11-year-old children.

Commissioner Morrill congratulated Cosley Zoo staff on achieving AZA accreditation.

Commissioner Mee thought the Field of Honor at Memorial Park was well done. He thanked the American Legion and other contributors to the event. Mee asked how many Christmas Parade entries we have. Benard stated we have 50 so far. Mee thought the Cosley Donor Appreciation at Arrowhead was well done, he was impressed with he Play For All securing a \$55,000 donation from Wesley Lehuring. He congratulated staff on 64,203 rounds of golf played at Arrowhead.

ADJOURNMENT

At 5:25 p.m., Commissioner Mee moved to adjourn the meeting to enter closed session regarding Appointment, employment, compensation, discipline, performance, or dismissal of specific employees, 5ILCS 120/2 (c) (1) Commissioner Morrill seconded.

Motion passed by roll call vote.

Ayes: Barrett, Kelly, Mee Morrill, Vires, Frey

Nays: None

Abstain: None

Absent: None

At 5:51 p.m. The board reconvened to open session.

Commissioner Kelly moved to approve the employee health insurance premium contribution of 5% for HMO and 15% for PPO.

Motion passed by roll call vote.

Ayes: Barrett, Kelly, Mee Morrill, Vires, Frey

Nays: None

Abstain: None

Absent: None

At 5:52 p.m., Commissioner Mee moved to adjourn the meeting. Commissioner Kelly seconded. Motion passed by voice vote.



Wheaton Park District

BUILDINGS, GROUNDS AND FINANCE SUBCOMMITTEE MEETING MINUTES

Wheaton Park District Board of Commissioners BUILDINGS, GROUNDS AND FINANCE SUBCOMMITTEE MEETING MINUTES Wednesday December 8, 2021 4:30 p.m. DuPage County Historical Museum Wheaton, IL 60187

CALL TO ORDER –

President Frey called the meeting to order at 4:30 p.m. Commissioner Barrett, Commissioner Kelly, Commissioner Mee, Commissioner Morrill were present

Commissioner Vires was present via Zoom Teleconferencing

Staff Present included: Executive Director Benard, Executive Assistant Siciliano, Director of Parks and Planning Sperl, Superintendent of Planning Hinchee, Director of Special Facilities Bendy, Director of Marketing Wilhelmi, Director of Athletics Novak

Finance and Administration

1. Review of Illinois Association of Park Districts Educational Conference January 27-29, 2022 – Commissioner Attendance

Executive Director Benard stated he isn't sure if staff will be attending in person because of Covid. He is going to wait two weeks before the conference to see how things are and will decide then. This will be tabled until January. All board members present were agreeable with tabling this.

2. Review of Bid Results and Recommendation for Baseball and Softball Uniforms and Equipment

Commissioner Kelly stated that this is the first year that we're accepting an alternate. Director of Athletics Novak stated that was correct with the Youth Wicking Tee as well as Movable Pitcher Rubber, both at a lower price. President Frey asked how the delivery looked so far. Novak stated so far we have confidence in our vendors. Novak also stated that we re-use these uniforms to keep the cost of registration down so if there are any delays in shipping we do have a head start in past season inventory. All board members present were agreeable to this being on the December regular agenda for approval.

Persons with disabilities requiring reasonable accommodation to participate in this meeting should contact the park district's ADA Compliance Officer, Michael Benard, at the park district's Administrative Office, 102 E. Wesley Street, Wheaton, IL Monday through Friday from 8:30 am until 4:30 pm at least 48 hours prior to the meeting. Requests for a qualified ASL interpreter require five (5) working days advance notice. Telephone number 630.665.4710; fax number 630.665.5880.

3. Review of Cosley Zoo Admission Fees – Recommendation to Increase the Non-Resident Adult Admission Fee by \$1.00 Per Guest Beginning January 1, 2022.

Benard stated that residents and children will still be free. No discussion. All board members present were agreeable to this being on the December regular agenda for approval.

4. Review of Vehicle Purchase for Cosley Zoo Through the Illinois State Purchasing Program and Funded by the Cosley Foundation

Benard stated that this purchase is being funded by the Cosley Foundation. The vehicle is currently on a three to six-month delay.

Buildings and Grounds

1. Review of Bid Results and Recommendation for Maintenance and Monitoring Services for Facility Burglar Alarm, Fire Alarm, and Security Camera Systems

Benard stated that the incumbent did not submit a proposal. President Frey asked why. Director of Parks & Planning stated that they have changed personnel within the last year and we haven't been that pleased with them.. Benard stated this project will be under budget. All board members present were agreeable to this being on the December regular agenda for approval.

2. Review of a Construction Change Order for the Arrowhead Chemical Storage Building Project

Commissioner Kelly stated that we saved about \$7,000-\$8,000 with this change order and using the system in the maintenance building instead of buying a new system for the storage building. All board members present were agreeable to this being on the December regular agenda for approval.

3. Review of Request to Serve Beer and Wine at the Central Athletic Complex Ice Rinks on January 29, 2022 During a Special Event Rental

Benard stated that this is our fifth year hosting this hockey tournament. Commissioner Mee asked how much money we make on this event. Benard stated it was minimal approximately \$1,500. It is a nice service to provide during the event. All board

members present were agreeable to this being on the December regular agenda for approval.

4. Review of a Lease Agreement between the Wheaton Park District and Computer System Innovations, Inc. for the Lease of a Portion of the Wheaton Oaks Professional Building Located at 855 W. Prairie Avenue, Wheaton Illinois

Benard stated that last year he negotiated a reduction in the space CSI occupied. We moved four of our employees into that space. Benard is recommending a \$50,000 lease agreement for one year. President Frey asked if he pays up front. Benard stated he pays the entire amount in the beginning of January. Frey asked what the lease per foot on this type of property is. Benard will report back to the board on this figure. Benard stated that he has been a great tenant. This will appear as an ordinance for approval on the December regular agenda. All board members present were agreeable to this being on the December regular agenda for approval.

ADJOURNMENT

At 4:50 p.m., Commissioner Mee moved to adjourn the meeting to enter closed session regarding The Selection of a Person to Fill a Vacancy in Public Office, 5 ILCS 120/2(c)(3). Commissioner Kelly seconded.

Motion passed by roll call vote.

Ayes: Barrett, Kelly, Mee Morrill, Vires, Frey

Nays: None

Abstain: None

Absent: None



TO: Board of Commissioners

FROM : Dan Novak, Director of Athletics & Facilities
Adam Lewandowski, Superintendent of Athletic Programs & Facilities
Darrell Houston, Athletic Manager

THROUGH: Michael Benard, Executive Director

RE: BASEBALL/SOFTBALL UNIFORMS AND ATHLETIC EQUIPMENT

DATE: December 15, 2021

SUMMARY:

The Wheaton Park District Youth Baseball and Softball Program has over 1,600 participants. All expenses are covered by sponsorships, registration fees, and fundraising in the 2022 Athletic Department Baseball/Softball Budget.

Bid packets were sent to thirty-two companies and a bid notice was placed in the Daily Herald. Bids were officially opened on Tuesday, November 16, 2021, at 10:00am at the Wheaton Park District Park Services Center. Two bid submissions were not accepted as one submission came in after the bid opening time and the other bid submission used the 2021 bid specifications and not the 2022 bid specifications. Results for the five qualified competing vendors are listed below.

Bid Results:

I. BASEBALLS

Vendor	Rawlings RLLB1 90 doz.	Rawlings RPLB1 25 doz.	Champro CBB-61 SAF-T-SOFT Level 1 Baseball 55 doz.
TPS Sports	\$37.28	\$37.28	\$20.98
Winning Teams	NB	NB	\$21.50
BSN Sports	\$45.48	\$47.98 – SUB	\$39.98 - SUB
Riddell	NB	NB	\$28.80
Pyramid School Products	\$41.99	\$41.99	\$24.60

The characteristics when buying baseballs include stitching, cover, and keeping its original shape for an extended period of time. These baseballs are used for game play and practice balls after initial use.

Recommendation:

- **Staff recommends TPS Sports be awarded the Rawlings RLLB1, Rawlings RPLB1, and Champro CBB-61 SAF-T-SOFT Level 1 baseball bid.** They are the lowest qualified bidder in the respective bid specifications.

II. SOFTBALLS

Vendor	Rawlings C11BYLUC 30 doz.	Rawlings C12BYLUC 70 doz.	Champro CSB63 11” SAFE-T-SOFT – Durahide Cover 20 doz.	B5105 JUGS Sports 12” Softies 6 doz.	B5110 JUGS Sports 11” Softies 2 doz.
TPS Sports	\$60.28	\$60.28	\$48.98	NB	NB
Winning Teams	NB	NB	\$50.50	\$106.88	\$106.88
BSN Sports	\$77.98	\$77.98	\$50.98 – SUB	\$124.98	NB
Riddell	NB	NB	\$65.60	\$97.25	\$97.25
Pyramid School Products	\$63.50	\$63.50	\$56.00	\$99.95	\$99.95

The characteristics when buying softballs include stitching, cover, and keeping its original shape for an extended period. These softballs are used for game play and practice balls after initial use.

Recommendations:

- Staff recommends **TPS Sports** be awarded the **Rawlings C11BYLUC, Rawlings C12BYLUC, and Champro CSB63 11” SAFE-T-SOFT – Durahide Cover softball bids.** They are the lowest qualified bidder in the respective bid specifications.
- Staff recommends **Riddell** be awarded the **JUGS Sports 12” Softies and JUGS Sports 11” Softies softball bids.** They are the lowest qualified bidder in the respective bid specifications.

III. CAPS/VISORS

Vendor	Replica Caps Adult MLB-350 42 doz.	Replica Caps Youth MLB-350 40 doz.	Cotton Twill Visors PCTV-100Y With embroidered “W” 25 doz. #	Cotton Twill Caps GL271 With embroidered “W” 26 doz. #	Cotton Twill Caps GL271Y With embroidered “W” 23 doz. #
TPS Sports	\$71.98	\$71.98	NB	NB	NB
Winning Teams	NB	NB	NB	NB	NB
BSN Sports	\$76.56	\$76.56	\$66.72	\$62.88	\$62.88
Riddell	NB	NB	NB	NB	NB
Pyramid School Products	NB	NB	NB	NB	NB

Recommendations:

- Staff recommends **TPS Sports** be awarded the **Replica Caps Adult MLB-350 and Replica Caps Youth MLB-350 bids.** They are the lowest qualified bidder in the respective bid specifications
- Staff recommends **BSN Sports** be awarded the **Cotton Twill Visors PCTV-100Y, Cotton Twill Caps GL271, and Cotton Twill Caps GL271Y bids.** They are the only qualified bidder in the respective bid specifications.

IV. PANTS/JERSEYS

Vendor	Champro BPVY Value Pull-up Youth 30 doz.	Champro BPA Performance Pull Up Adult 17 doz.	Champro BP11 Tournament Girl's Traditional Low Rise 25 doz.	Champro BP11 Tournament Women's Traditional Low Rise 25 doz.	Gildan 8000B DryBlend Youth T-shirt 614 ea.	Augusta 791 Youth Nexgen Wicking Tee 396 ea.
TPS Sports	\$45.88	\$67.88	\$115.88	\$134.88	\$3.98	\$5.98
Winning Teams	\$46.95	\$69.88	\$119.50	\$138.50	NB	\$5.45 - SUB
BSN Sports	\$53.88	\$81.36	\$139.56	\$161.76	\$3.84	\$6.99
Riddell	\$59.16	\$85.20	\$161.40	\$175.20	\$4.65	\$9.35
Pyramid School Products	\$54.99	\$81.60	\$140.40	\$163.20	NB	\$10.95

Recommendations:

- Staff recommends TPS Sports be awarded the Champro BPVY Value Pull-up youth pant, Champro BPA Performance Pull-up Adult pant, Champro BP11 Tournament Girl's Traditional Low Rise pant, and Champro BP11 Tournament Women's Traditional Low Rise pant bids. They are the lowest qualified bidder in the respective bid specifications.
- Staff recommends BSN Sports be awarded the Gildan DryBlend Youth 8000B shirt bid. They are the lowest qualified bidder in the respective bid specifications.
- Staff recommends Winning Teams be awarded the August 791 Youth Nexgen Wicking Tee shirt bid. This acceptable alternate is lowest qualified bidder in the respective bid specifications.

V. SOCKS/BELTS/BATS

Vendor	Champro AS2 Multi- sport sock Small 54 doz.	Champro AS2 Multi- sport sock Medium 24 doz.	Champro AS2 Multi- sport sock Large 16 doz.	Champro A060 Adult Brute 30 doz.	Rawlings 5150 (-10) (2 5/8") US15 – (27"- 31") 10 ea.	Rawlings 5150 (-5) (2 5/8") US15 – (30"-32") 6 ea.
TPS Sports	\$24.68	\$24.68	\$24.68	\$27.18	\$62.88	\$62.88
Winning Teams	\$26.50	\$26.50	\$26.50	\$31.25	NB	NB
BSN Sports	\$29.28	\$29.28	\$29.28	\$32.52	NB	NB
Riddell	\$29.88	\$29.88	\$29.88	\$39.60	NB	NB
Pyramid School Products	\$29.40	\$29.40	\$29.40	\$31.80	\$74.00	\$74.00

Recommendation:

- Staff recommends TPS Sports be awarded the Champro Multi-sport AS2 Small sock, Champro Multi-sport AS2 Medium sock, Champro Multi-sport AS2 Large sock, Champro A060 Adult Brute belt, Rawlings 5150 (-10) 2 5/8" US15 bat, and Rawlings 5150 -5 (2 5/8") US15 bat bids. They are the lowest qualified bidder in the respective bid specifications.

VII. EQUIPMENT (HELMETS)

Vendor	Easton 8016383 Junior Z5 2.0 Matte Solid – Black 15 ea.	Easton 8016371 Senior Z5 2.0 Matte Solid - Black 10 ea.	Diamond DCH- Edge Pro SM 10 ea.	Diamond DCH- EDGE Pro LG 5 ea.
TPS Sports	\$24.88	\$24.88	NB	NB
Winning Teams	NB	NB	NB	NB
BSN Sports	\$34.98 - SUB	\$34.98 – SUB	NB	NB
Riddell	\$26.88 – SUB	\$26.88 – SUB	\$118.80	\$127.80
Pyramid School Products	\$30.00	\$30.00	NB	NB

Recommendations:

- Staff recommends TPS Sports be awarded the Easton 8016383 Junior Z5 2.0 Matte Solid – Black and Easton 8016371 Senior Z5 2.0 Matte Solid – Black helmet bids. They are the lowest qualified bidder in the respective bid specifications.
- Staff recommends Riddell be awarded the Diamond DCH-Edge Pro SM and Diamond DCH-EDGE Pro LG helmet bids. They are the only qualified bidder in the respective bid specifications.

VIII. MISCELLANEOUS

Name	Champro B047 Movable Pitcher Rubber 10 ea.	Champro B040 3-Spike Pitcher's Rubber 10 ea.	Champro A07 Scorebook 100 ea.	Champro B038 Home Plate Extension 2 ea.
TPS Sports	\$12.98	\$11.28	\$2.38	\$4.38
Winning Teams	\$13.50	\$11.50	\$2.35	\$4.65
BSN Sports	\$11.98 – SUB	\$10.48 – SUB	\$4.82 – SUB	NB
Riddell	\$19.30	\$16.44	\$2.70	\$6.40
Pyramid School Products	\$16.99	\$14.99	\$2.95	\$5.25

Recommendations:

- Staff recommends BSN Sports be awarded the Champro Movable B047 pitcher rubber bid. This acceptable alternate is lowest qualified bidder in the respective bid specifications.
- Staff recommends TPS Sports be awarded the Champro B040 3-Spike Pitcher's Rubber and Champro B038 Home Plate Extension bids. The BSN Sports substitute 3-Spike Pitcher's Rubber is not an acceptable alternate.
- Staff recommends Winning Teams be awarded the Champro A07 scorebook bids. They are the lowest qualified bidder in the respective bid specifications.

IX. MISCELLANEOUS ITEMS

Additional miscellaneous supplies will be purchased including bat bags, equipment bags, rulebooks, etc. Staff will purchase these supplies from the retailer providing the best price.

PREVIOUS COMMITTEE/BOARD ACTION:

On December 16, 2020 the Wheaton Park District Board of Commissioner's approved the 2021 Baseball/Softball uniforms and athletic equipment bid results presented by staff.

REVENUE OR FUNDING IMPLICATIONS:

All expenses will be included in the Wheaton Park District Baseball/Softball fund and will be covered by registration fees, fundraising, and sponsorships. Quantities are approximate and may vary accordingly. Overall bid expenses shall not exceed the budgeted amount of \$70,000.

ATTACHMENTS:

Summary of the Awarded Vendors per Baseball / Softball Equipment Bid Category

RECOMMENDATION:

Staff recommends that the Wheaton Park District Board of Commissioner's approve the 2022 Baseball/Softball uniforms and athletic equipment bid results as presented.

Wheaton Park District
2022
BASEBALL SOFTBALL UNIFORM AND ATHLETIC EQUIPMENT BIDS

Vendor	Equipment	Quantity	Cost
Baseballs			
TPS Sports	Rawlings RLLB1	90 doz	\$37.28/doz
TPS Sports	Rawlings RPLB1	25 doz	\$37.28/doz
TPS Sports	Champro CBB-61 SAF-T-SOFT Level 1 Baseball	55 doz	\$20.98/doz
Softballs			
TPS Sports	Rawlings C11BYLUC	30 doz	\$60.28/doz
TPS Sports	Rawlings C12BYLUC	70 doz	\$60.28/doz
TPS Sports	Champro CSB63 11" SAFE-T- SOFT – Durahide Cover	20 doz	\$48.98/doz
Riddell	JUGS Sports 12" Softies	6 doz	\$97.25/doz
Riddell	JUGS Sports 11" Softies	2 doz	\$97.25/doz
Caps/Visors			
TPS Sports	Replica Caps Adult MLB-350	42 doz	\$71.98/doz
TPS Sports	Replica Caps Youth MLB-350	40 doz	\$71.98/doz
BSN Sports	Cotton Twill Visors PCTV-100Y With embroidered "W"	25 doz	\$66.72/doz
BSN Sports	Cotton Twill Caps GL271 With embroidered "W"	26 doz	\$62.88/doz
BSN Sports	Cotton Twill Caps GL271Y With embroidered "W"	23 doz	\$62.88/doz


Wheaton Park District
2022
BASEBALL SOFTBALL UNIFORM AND ATHLETIC EQUIPMENT BIDS

Pants/Jerseys			
TPS Sports	Champro BPVY Value Pull-up Youth	30 doz	\$45.88/doz
TPS Sports	Champro BPA Performance Pull Up Adult	17 doz	\$67.88/doz
TPS Sports	Champro BP11 Tournament Girl's Traditional Low Rise	25 doz	\$115.88/doz
TPS Sports	Champro BP11 Tournament Women's Traditional Low Rise	25 doz	\$134.88/doz
BSN Sports	Gildan DryBlend Youth T-shirt 8000B	614 ea	\$3.84/ea
Winning Teams	Augusta 791 Youth Nexgen Wicking Tee	396 ea	\$5.45/ea
Socks/Belts/Bats			
TPS Sports	Champro Multi- sport sock AS2 Small	54 doz	\$24.68/doz
TPS Sports	Champro Multi- sport sock AS2 Medium	24 doz	\$24.68/doz
TPS Sports	Champro Multi- sport sock AS2 Large	16 doz	\$24.68/doz
TPS Sports	Champro A060 Adult Brute Belts	30 doz	\$27.18/doz
TPS Sports	Rawlings 5150 (-10) (2 5/8") US15 – (27"-31")	10 ea	\$62.88/ea
TPS Sports	Rawlings 5150 (-5) (2 5/8") US15 – (30"-32")	6 ea	\$62.88/ea

Wheaton Park District
2022
BASEBALL SOFTBALL UNIFORM AND ATHLETIC EQUIPMENT BIDS

Equipment (Helmets)			
TPS Sports	Easton 8016383 Junior Z5 2.0 Matte Solid – Black	15 ea	\$24.88/ea
TPS Sports	Easton 8016371 Senior Z5 2.0 Matte Solid - Black	10 ea	\$24.88/ea
Riddell	Diamond DCH- Edge Pro SM	10 ea	\$118.80/ea
Riddell	Diamond DCH- EDGE Pro LG	5 ea	\$127.80/ea
Miscellaneous			
BSN Sports	Champro Movable Pitcher Rubber B047	10 ea	\$11.98/ea
TPS Sports	Champro B040 3- Spike Pitcher's Rubber	10 ea	\$11.28/ea
Winning Teams	Champro A07 Scorebook	100 ea	\$2.35/ea
TPS Sports	Champro B038 Home Plate Extension	2 ea	\$4.38/ea

TO: Board of Commissioners
FROM: Andy Bendy, Director of Special Facilities
Susan Wahlgren, Cosley Zoo Director
THROUGH: Michael Benard, Executive Director
DATE: December 15, 2021
RE: Zoo Admission Fees



SUMMARY

Over the past five years, the zoo has welcomed an average of 160,000 annual visitors, 33.8% or 56,000 of which are non-resident adults and seniors currently subject to an admission fee.

To preserve sustainability while maintaining operations and implementing necessary repairs, the zoo proposes to increase its adult and senior non-resident admission rate by \$1.00/person.

DISCUSSION OF THE ISSUE Cosley Zoo currently utilizes the following rate structure:

CURRENT ADMISSION FEES	RESIDENT	NON-RESIDENT	MEMBER
Child (0-17 yrs)	FREE	FREE	FREE
Adult (18-54 yrs)	FREE	\$8.00	FREE
Seniors (55+ yrs)	FREE	\$7.00	FREE

Relative to 42 other small AZA accredited institutions (budgets of \$200,000 - \$1,999,999) Cosley Zoo charges less than the average admission fee which is \$10.07 for an adult and \$7.02 per child. Cosley Zoo is the only AZA accredited zoo that offers children (0-17 years of age) and residents' 100 % complimentary admission.

From a business perspective it is worth noting that most zoos and aquariums implement a 5% admission fee increase on an annual basis.

Based on industry standards, the staff is recommending the following changes beginning January 1, 2022.

PROPOSED ADMISSION FEES	RESIDENT	NON-RESIDENT	MEMBER
Child (0-17 yrs)	FREE	FREE	FREE
Adult (18-54 yrs)	FREE	\$9.00	FREE
Seniors (55+ yrs)	FREE	\$8.00	FREE

PREVIOUS COMMITTEE/BOARD ACTION

The rate increase was discussed at the Building and Grounds/Finance Committee meeting on December 8, 2021.

In October 2020, the Wheaton Park District Board of Commissioners approved a \$1.00 increase to non-residents for 2021 to \$8.00 (Adults) and \$7.00 (Seniors 55+) respectively. Wheaton residents, zoo members, and all children continue to enjoy free admission.

REVENUE AND FUNDING IMPLICATIONS

The impact of a \$1.00 increase in non-resident admission will grow zoo revenue by approximately \$56,000 per year. The increased revenue amount, (\$56,000) is based on our current admission data, in which the zoo greets an average of 56,000 non-resident adults and seniors each year. This accounts for 33.8% of total zoo visitors.

RECOMMENDATION

Staff recommends increasing the non-resident adult and senior admission rates by \$1.00 per guest, beginning January 1, 2022.

TO: Board of Commissioners
FROM: Andy Bendy, Director of Special Facilities
Susan Wahlgren, Cosley Zoo Director
THROUGH: Michael Benard, Executive Director
DATE: December 15, 2021
RE: Zoo Vehicle Purchase



SUMMARY

Staff is seeking to add a small van to the zoo's modest fleet of vehicles. The van will primarily be used for the 250-300 off-site Zoo to You outreach programs that the zoo conducts each year. Two donors have provided funds for the specific purpose of acquiring the van.

DISCUSSION OF THE ISSUE

The zoo's primary vehicle is a Ford F250 Super Duty long bed, crew cab pickup truck. While this truck fulfills many needs such as pulling the livestock trailer and picking up twice weekly pallets of donated produce, it is too large to fit in the parking lot of many organizations where staff conducts programs. This necessitates employees using their own vehicles to transport animals.

Two zoo supporters have specifically requested that their donations be utilized to acquire a van for program use. One hundred percent of the funds needed are currently in the possession of the Cosley Foundation and will be transferred to the park district prior to the purchase of the vehicle.

PREVIOUS COMMITTEE/BOARD ACTION

The purchase of the 2022 Ford Transit Connect Wagon was discussed at the Building and Grounds/ Finance Committee meeting on December 8, 2021.

REVENUE AND FUNDING IMPLICATIONS

A quote has been received from National Auto Fleet Group, who has a contract with Sourcewell. (Contract #120716-NAF). The quote is for a Ford Transit Connect Wagon XLT, at a price of \$29,730.60. A total of \$35,000 was donated by two supporters for the purchase with \$30,000 earmarked for the van and \$5,000 for a graphic wrap.

The 2022 Ford Transit Connect Wagon is on a 3-6 month delay for delivery once ordered

STAKEHOLDER PROCESS

Not applicable.

LEGAL REVIEW

Joint purchasing agreements were reviewed in 2013 and considered acceptable.

ATTACHMENTS

Quote, contract, and contract extension from National Auto Fleet Group are attached.

ALTERNATIVES

Local car dealers were researched and the 2022 Ford Transit Connect Wagon XLT base rate started at \$31,000.

RECOMMENDATION

Staff recommends the purchase of the following vehicle through the State Purchasing Agreement via National Auto Fleet Group contract # 120716-NAF for the 2022 Ford Transit Connect Wagon XLT LWB for \$29,730.60



National Auto Fleet Group

A Division of Chevrolet of Watsonville

480 Auto Center Drive, Watsonville, CA 95076

(855) 289-8572 • (831) 480-8497 Fax

Fleet@NationalAutoFleetGroup.com

11/10/2021

11/10/2021 Re-Configured

Quote ID: 19067 R1

Order Cut Off Date: TBA

Mr Sue Wahlgren
Wheaton Parks

26 W 151 Butterfield Rd

Wheaton, Illinois, 60189

Dear Sue Wahlgren,

National Auto Fleet Group is pleased to quote the following vehicle(s) for your consideration.

One (1) New/Unused (2022 Ford Transit Connect Wagon (S9F) XLT LWB w/Rear Symmetrical Doors, Factory Order) and delivered to your specified location, each for

	One Unit (MSRP)	One Unit	Total % Savings	Total Savings
Contract Price	\$31,370.00	\$29,730.60	5.226 %	\$1,639.40
Factory Order	\$0.00	\$0.00		
Tax (0.0000 %)		\$0.00		
Tire fee		\$0.00		
Total		\$29,730.60		

- per the attached specifications.

This vehicle(s) is available under the **Sourcewell (Formerly Know as NJPA) Contract 120716-NAF**. Please reference this Contract number on all purchase orders to National Auto Fleet Group. Payment terms are Net 20 days after receipt of vehicle.

Thank you in advance for your consideration. Should you have any questions, please do not hesitate to call.

Sincerely,

Jesse Cooper
Account Manager
Email: Fleet@NationalAutoFleetGroup.com
Office: (855) 289-6572
Fax: (831) 480-8497

Quoting Department
Account Manager
Fleet@NationalAutoFleetGroup.com
(855) 289-6572



GMC

Purchase Order Instructions & Resources

In order to finalize your purchase please submit this purchase packet to your governing body for a purchase order approval and submit your purchase order in the following way:

Email: Fleet@NationalAutoFleetGroup.com

Fax: (831) 480-8497

Mail: National Auto Fleet Group

490 Auto Center Drive

Watsonville, CA 95076

We will send a courtesy confirmation for your order and a W-9 if needed.

Additional Resources

Learn how to track your vehicle: www.NAFGETA.com

Use the upfitter of your choice: www.NAFGpartner.com

Vehicle Status: ETA@NationalAutoFleetGroup.com

General Inquiries: Fleet@NationalAutoFleetGroup.com

For general questions or assistance please contact our main office at:

1-855-289-6572

Vehicle Configuration Options

ENGINE	
Code	Description
992	ENGINE: 2.0L GDI I-4 GAS, -inc: auto start/stop technology and EcoMode (STD)
TRANSMISSION	
Code	Description
448	TRANSMISSION: 8-SPEED SELECTSHIFT AUTOMATIC, (STD)
PRIMARY PAINT	
Code	Description
Z2	FROZEN WHITE
PAINT SCHEME	
Code	Description
—	STANDARD PAINT
SEAT TYPE	
Code	Description
LK	PALAZZO GREY, LEATHER FRONT BUCKET SEATS, -inc: 6-way power driver seat (fore/aft and up/down power recline) w/manual lumbar and 4-way manual passenger seat (fore/aft and lever recline) w/manual lumbar (non-folding back), Leather Gearshift Knob
ADDITIONAL EQUIPMENT	
Code	Description
942	NON-CONFIGURABLE DAYTIME RUNNING LAMPS, -inc: Note: User-Configurable Daytime Running Lamps already standard on all versions
87D	3RD ROW REAR SEAT DELETE, -inc: Horizontal Cargo Net,
21M	2ND ROW 3-PASSENGER 60/40 BENCH SEAT
18P	REAR CARGO AREA VINYL FLOOR COVER, -inc: 3rd row
OPTION PACKAGE	
Code	Description
210A	ORDER CODE 210A

2022 Fleet/Non-Retail Ford Transit Connect Wagon XLT LWB w/Rear Symmetrical Doors

WINDOW STICKER

2022 Ford Transit Connect Wagon XLT LWB w/Rear Symmetrical Doors		
CODE	MODEL	MSRP
S9F	2022 Ford Transit Connect Wagon XLT LWB w/Rear Symmetrical Doors	\$30,035.00
OPTIONS		
992	ENGINE: 2.0L GDI I-4 GAS, -inc: auto start/stop technology and EcoMode (STD)	INC
448	TRANSMISSION: 8-SPEED SELECTSHIFT AUTOMATIC, (STD)	\$0.00
Z2	FROZEN WHITE	\$0.00
—	STANDARD PAINT	\$0.00
LK	PALAZZO GREY, LEATHER FRONT BUCKET SEATS, -inc: 6-way power driver seat (fore/aft and up/down power recline) w/manual lumbar and 4-way manual passenger seat (fore/aft and lever recline) w/manual lumbar (non-folding back), Leather Gearshift Knob	\$0.00
942	NON-CONFIGURABLE DAYTIME RUNNING LAMPS, -inc: Note: User-Configurable Daytime Running Lamps already standard on all versions	\$0.00
87D	3RD ROW REAR SEAT DELETE, -inc: Horizontal Cargo Net,	(\$155.00)
21M	2ND ROW 3-PASSENGER 60/40 BENCH SEAT	\$0.00
18P	REAR CARGO AREA VINYL FLOOR COVER, -inc: 3rd row	\$95.00
210A	ORDER CODE 210A	\$0.00
Please note selected options override standard equipment		
SUBTOTAL		\$29,975.00
Advert/ Adjustments		\$0.00
Manufacturer Destination Charge		\$1,395.00
TOTAL PRICE		\$31,370.00
Est City: N/A MPG		
Est Highway: N/A MPG		
Est Highway Cruising Range: N/A mi		

Any performance-related calculations are offered solely as guidelines. Actual unit performance will depend on your operating conditions.

Standard Equipment

MECHANICAL

Engine: 2.0L GDI I-4 Gas -inc: auto start/stop technology and EcoMode
Transmission: 8-Speed SelectShift Automatic
3.80 Axle Ratio
GVWR: 5,302 lbs
50-State Emissions System
Transmission w/SelectShift Sequential Shift Control
Front-Wheel Drive
80-Amp/Hr 800CCA Maintenance-Free Battery w/Run Down Protection
220 Amp Alternator
1250# Maximum Payload
Gas-Pressurized Shock Absorbers
Front And Rear Anti-Roll Bars
Electric Power-Assist Steering
15.8 Gal. Fuel Tank
Single Stainless Steel Exhaust
Strut Front Suspension w/Coil Springs
Torsion Beam Rear Suspension w/Coil Springs
4-Wheel Disc Brakes w/4-Wheel ABS, Front Vented Discs, Brake Assist and Hill Hold Control

EXTERIOR

Wheels: 16" Sparkle Silver-Painted Steel -inc: full wheel covers (non-locking lug nuts)
Tires: 215/55R16 97H XL AS
Steel Spare Wheel
Full-Size Spare Tire Stored Underbody w/Crankdown
Clearcoat Paint
Body-Colored Front Bumper
Body-Colored Rear Bumper
Black Side Windows Trim and Black Front Windshield Trim
Body-Colored Bodyside Moldings
Body-Colored Door Handles
Black Power Heated Side Mirrors w/Convex Spotter and Power Folding
Fixed Rear Window w/Fixed Interval Wiper and Defroster
Rain Detecting Variable Intermittent Wipers
Deep Tinted Glass
Fully Galvanized Steel Panels
Black Grille w/Chrome Surround

Sliding Rear Doors
Split Swing-Out Rear Cargo Access
Tailgate/Rear Door Lock Included w/Power Door Locks
Autolamp Auto On/Off Aero-Composite Halogen Auto High-Beam Daytime Running Lights Preference Setting Headlamps w/Delay-Off
Perimeter/Approach Lights
Headlights-Automatic Highbeams
Front Fog Lamps

ENTERTAINMENT

Radio: SYNC 3 w/o Navigation -inc: FordPass Connect/telematics modem w/WiFi hotspot connects up to 10 devices (a trial subscription of 3 months or 3 gigabytes - whichever comes first, wireless service plan required after trial subscription ends), remotely start, lock and unlock vehicle, schedule specific times to remotely start vehicle, locate parked vehicle and check vehicle status (service for 1 year from the vehicle sale date as recorded by the dealer), 6.5" LCD touch screen, AM/FM stereo receiver, SiriusXM satellite radio, 911 Assist, AppLink, Apple CarPlay compatibility, Android Auto compatibility, 2 smart-charging USB ports and 6-speaker system (4 front speakers and 2 rear door speakers), Ford telematics and data services prep included for fleet ONLY: FordPass Connect 4G Wi-Fi modem provides data to support telematics and data services including but not limited to vehicle location, speed, idle time, fuel, vehicle diagnostics and maintenance alerts, Device enables telematics services through Ford or authorized providers, Activate at www.FleetAccount.ford.com or call 833-FCS-Ford (833-327-3673)
Radio w/Seek-Scan, Clock, Speed Compensated Volume Control and Radio Data System
Streaming Audio
Integrated Roof Antenna
SYNC 3 Communications & Entertainment System -inc: VHR, SYNC services, Bluetooth, steering wheel controls and auxiliary input jack
2 LCD Monitors In The Front
Turn-By-Turn Navigation Directions

INTERIOR

Driver Seat
2-Way Passenger Seat -inc: Manual Lumbar Support
Bucket Folding Bucket Front Facing Fold Forward Seatback Cloth Rear Seat
Front Center Armrest and Rear Seat Mounted Armrest Outboard Only
Manual Tilt/Telescoping Steering Column
Gauges -inc: Speedometer, Odometer, Engine Coolant Temp, Tachometer, Trip Odometer and Trip Computer
Power Rear Windows and Fixed 3rd Row Windows
Fixed Bucket Bucket Cloth 3rd Row Seat Front, 2 Manual and Adjustable Head Restraints
Leather/Metal-Look Steering Wheel
Front Cupholder

Rear Cupholder
3 12V DC Power Outlets
Compass
Remote Keyless Entry w/Integrated Key Transmitter and Illuminated Entry
Cruise Control w/Steering Wheel Controls
Dual Zone Front Automatic Air Conditioning
Rear HVAC w/Separate Controls
Glove Box
Driver Foot Rest
Full Cloth Headliner
Cloth Door Trim Insert
Urethane Gear Shifter Material
Interior Trim -inc: Chrome Interior Accents
Cloth Front Bucket Seats -inc: 6-way power driver seat (fore/aft, up/down and power recline) w/manual lumbar and 4-way manual passenger seat (fore/aft and lever recline) w/manual lumbar (non-folding back)
Day-Night Rearview Mirror
Driver And Passenger Visor Vanity Mirrors
Full Floor Console w/Storage, Full Overhead Console w/Storage, Conversation Mirror, 3 12V DC Power Outlets and 1 120V AC Power Outlet
Front Map Lights
Delay Off Interior Lighting
Full Carpet Floor Covering -inc: Carpet Front And Rear Floor Mats
Carpet Floor Trim
Cargo Net
Cargo Space Lights
FOB Controls -inc: Cargo Access
Driver / Passenger And Rear Door Bins
Delayed Accessory Power
Power Door Locks w/Autolock Feature
Power 1st Row Windows w/Front And Rear 1-Touch Up/Down
Systems Monitor
Redundant Digital Speedometer
Trip Computer
Outside Temp Gauge
Analog Appearance
Manual w/Tilt (driver Only) Front Head Restraints and Manual Adjustable Rear Head Restraints
Seats w/Cloth Back Material
2 Seatback Storage Pockets
Securilock Anti-Theft Ignition (pats) Engine Immobilizer
3 12V DC Power Outlets and 1 120V AC Power Outlet

SAFETY

AdvanceTrac w/Roll Stability Control Electronic Stability Control (ESC) And Roll Stability Control (RSC)
ABS And Driveline Traction Control
Side Impact Beams
Dual Stage Driver And Passenger Seat-Mounted Side Airbags
Reverse Sensing System Rear Parking Sensors
Collision Mitigation-Front
Ford Co-Pilot360 - BLIS (Blind Spot Information System) Blind Spot
Ford Co-Pilot360 - Automatic Emergency Braking (AEB) and Cross-Traffic Alert
Lane Keeping Alert Lane Keeping Assist
Lane Keeping Alert Lane Departure Warning
Low Tire Pressure Warning
Dual Stage Driver And Passenger Front Airbags
Safety Canopy System Curtain 1st, 2nd And 3rd Row Airbags
Airbag Occupancy Sensor
Rear Child Safety Locks
Outboard Front Lap And Shoulder Safety Belts -inc: Height Adjusters and Pretensioners
Mykey System -inc: Top Speed Limiter, Audio Volume Limiter, Early Low Fuel Warning, Programmable Sound Chimes and Beltminder w/Audio Mute
Back-Up Camera

**Letter of Agreement
To Extend the Contract**

Between

**72 Hour LLC, dba National Auto Fleet Group
490 Auto Center Dr.
Watsonville, CA 95076-3726**

And

**Sourcewell
202 12th Street NE
Staples, MN 56479
Phone: (218) 894-1930**

The Vendor and Sourcewell have entered into an Agreement (Contract #120716-NAF) for the procurement of Vehicles, Cars, Vans, SUVs, and Light Trucks with Related Equipment, Accessories and Services. This Agreement has an expiration date of January 17, 2021, but the parties may extend the Agreement for one additional year by mutual consent.

The parties acknowledge that extending the Agreement for another year benefits the Vendor, Sourcewell and Sourcewell's members. **The Vendor and Sourcewell therefore agree to extend the Agreement listed above for a fifth year. This existing Agreement will terminate on January 17, 2022. All other terms and conditions of the Agreement remain in force.**

Sourcewell

DocuSigned by:
By: Jeremy Schwartz, Its: Director of Operations & Procurement/CPO
C0FD2A139D08489...

Name printed or typed: Jeremy Schwartz

Date 6/17/2020 | 1:32 PM CDT

72 Hour LLC, dba National Auto Fleet Group

DocuSigned by:
By: Jesse Cooper, Its: Fleet Manager
FACBB5730C1E487...

Name printed or typed: Jesse Cooper

Date 7/8/2020 | 4:22 PM CDT

FORM E
CONTRACT ACCEPTANCE AND AWARD



(Top portion of this form will be completed by NJPA if the vendor is awarded a contract. The vendor should complete the vendor authorized signatures as part of the RFP response.)


NJPA Contract #: 120716-NAF

Proposer's full legal name: 72 Hour LLC, dba National Auto Fleet Group

Based on NJPA's evaluation of your proposal, you have been awarded a contract. As an awarded vendor, you agree to provide the products and services contained in your proposal and to meet all of the terms and conditions set forth in this RFP, in any amendments to this RFP, and in any exceptions that are accepted by NJPA.

The effective date of the Contract will be January 17, 2017 and will expire on January 17, 2021 (no later than the later of four years from the expiration date of the currently awarded contract or four years from the date that the NJPA Chief Procurement Officer awards the Contract). This Contract may be extended for a fifth year at NJPA's discretion.

NJPA Authorized Signatures:


NJPA DIRECTOR OF COOPERATIVE CONTRACTS
AND PROCUREMENT/CPO SIGNATURE

Jeremy Schwartz
(NAME PRINTED OR TYPED)


NJPA EXECUTIVE DIRECTOR/CEO SIGNATURE

Chad Coquette
(NAME PRINTED OR TYPED)

Awarded on January 16, 2017

NJPA Contract # 120716-NAF

Vendor Authorized Signatures:

The Vendor hereby accepts this Contract award, including all accepted exceptions and amendments.

Vendor Name 72 Hour LLC, National Auto Fleet Group

Authorized Signatory's Title Fleet Manager


VENDOR AUTHORIZED SIGNATURE

Jesse Cooper
(NAME PRINTED OR TYPED)

Executed on 1-16, 2017

NJPA Contract # 120716-NAF

TO: Board of Commissioners

FROM: Rob Sperl, Director of Parks and Planning

THROUGH: Michael Benard, Executive Director

RE: Alarms and Security

DATE: December 1, 2021



SUMMARY:

The Wheaton Park District has several facilities and parks equipped with alarm systems for fire and burglar, as well as security cameras. Three years ago, we bid to improve these systems and consolidate them into a single contract. The maintenance and monitoring portion of this contract is set to expire at the end of 2021.

Staff prepared specifications and contractors were asked to provide base bid amounts for:

1. Burglar alarms and security for all facilities other than Arrowhead
2. Fire alarms and security for all facilities other than Arrowhead
3. Burglar alarms and security for Arrowhead
4. Fire alarms for Arrowhead

We provided the ability to separate fire alarms from the burglar and camera systems because they are more of a specialty system that not all contractors are capable of servicing adequately. Arrowhead was separated as well because of some unique aspects of their systems including that they are not a part of DuComm and require monitoring that is not automated.

Additionally there were three alternates to alter and add to the current systems.

- Alt. 1. Move from two online monitoring systems to one
- Alt. 2. Additional sensors (3 humidity and 1 motion) and 1 keypad
- Alt. 3. Additional security cameras at various locations for better coverage

Bids were solicited on October 21, 2021, and ten contractors received bid documents. Bids were opened on November 18, 2021. The results are attached. We are recommending splitting the bid between two contractors to obtain the best value.

S&S Security would be awarded monitoring of burglar alarms and camera systems throughout the district. They would also be awarded alternate 2. Alternate 1 would not be necessary as it is included in the pricing from S&S. Reliable Fire and Security would be awarded all fire alarm monitoring as well as burglar and camera monitoring at Arrowhead. Even though Reliable's bid for district burglar and camera monitoring appears to be close to S&S', their bid would require selecting Alternate 1 for an additional \$27,588.00. We are not recommending accepting alternate 3 currently. Since only two companies provided bids and the variability on those bids, we are concerned that the scope was not well defined.

The bid was structured for services provided in 2022 with the option to renew annually through 2024. The first-year amounts are higher as contractors have added costs to transition from our current provider including replacing transmitters. After this, we will see a substantial savings in years two and three with a total savings of nearly \$49,000.

References were checked for each of the bidders, and all references had positive reviews. No reference had any negative feedback regarding their experience with low bidders. We did not receive bids from current providers.

PREVIOUS COMMITTEE/BOARD ACTION:

N/A

REVENUE OR FUNDING IMPLICATIONS:

The following amounts were budgeted for alarms and security services for 2022. XXX denotes that various accounts are used for individual facilities.

ACCOUNT	BUDGETED AMOUNT
10-101-XXX-52-5211-0000	\$22,080.88
20-101-XXX-52-5211-0000	\$20,106.00
60-000-000-52-5211-0000	\$7,095.24
Total Annual	\$49,282.12

STAKEHOLDER PROCESS:

Staff from facilities with systems were consulted about their needs.

LEGAL REVIEW:

Our legal counsel provided the front-end bid documents and sample legal agreement that will be used with the selected bidder.

ATTACHMENTS:

N/A

ALTERNATIVES:

N/A

RECOMMENDATION:

It is recommended that the Wheaton Park District Board of Commissioner's approve a contract with S&S Systems of America for Burglar Alarms and Security plus Alternate 2 in the amount of \$25,203.70 for the first year and the option to renew at \$7,560.00 per year in years two and three.

It is recommended that the Wheaton Park District Board of Commissioner's approve a contract with Reliable Fire and Security for fire alarms throughout the district and Arrowhead as well as burglar alarms and security at Arrowhead in the amount of \$24,064.00 for the first year and the option to renew at \$17,376.00 in years two and three.

Bid Results

Burglar Alarms

Contractor	Year 1	Year 2	Year 3	3 Year Total
S&S Security	\$22,252.14	\$7,560.00	\$7,560.00	\$37,372.14
Reliable Fire & Security	\$21,078.00	\$8,232.00	\$8,232.00	\$37,542.00*
ADT Commercial	\$31,536.96	\$8,214.44	\$8,214.44	\$47,965.84
Current (Imperial)	\$23,509.88	\$23,509.88	\$23,509.88	\$70,529.64

*Requires Alternate 1 to move to one online monitoring system (see Alternates below)

Fire Alarms

Contractor	Year 1	Year 2	Year 3	3 Year Total
S&S Security	No Bid	No Bid	No Bid	\$0.00
Reliable Fire & Security	\$16,400.00	\$13,100.00	\$13,100.00	\$42,600.00
ADT Commercial	\$38,892.06	\$14,447.64	\$14,447.64	\$67,787.34
Current (Imperial)	\$18,677.00	\$18,677.00	\$18,677.00	\$56,031.00

Arrowhead Burglar Alarms

Contractor	Year 1	Year 2	Year 3	3 Year Total
S&S Security	\$3,555.42	\$1,080.00	\$1,080.00	\$5,715.42
Reliable Fire & Security	\$3,164.00	\$1,176.00	\$1,176.00	\$5,516.00
ADT Commercial	\$5,797.72	\$1,356.76	\$1,356.76	\$8,511.24
Current (Imperial)	\$2,471.76	\$2,471.76	\$2,471.76	\$7,415.28

Arrowhead Fire Alarms

Contractor	Year 1	Year 2	Year 3	3 Year Total
S&S Security	No Bid	No Bid	No Bid	\$0.00
Reliable Fire & Security	\$4,500.00	\$3,100.00	\$3,100.00	\$10,700.00
ADT Commercial	\$10,957.33	\$3,624.00	\$3,624.00	\$18,205.33
Current (ADS)	\$4,623.48	\$4,623.48	\$4,623.48	\$13,870.44

Alternates

Contractor	Alternate 1	Alternate 2	Alternate 3	Alt. 1 + 2
S&S Security	Included in 1st year	\$2,951.56	No Bid	\$2,951.56
*Reliable Fire & Security	\$27,588.00	\$8,897.00	\$97,557.00	\$36,485.00
ADT Commercial	Included in 1st year	\$1,721.17	\$53,812.26	\$1,721.17

Recommended

Contractors	Year 1	Year 2	Year 3	3 Year Total
S&S Security	\$25,203.70	\$7,560.00	\$7,560.00	\$40,323.70
Reliable Fire & Security	\$24,064.00	\$17,376.00	\$17,376.00	\$58,816.00
Total	\$46,316.14	\$24,936.00	\$24,936.00	\$99,139.70

TO: Board of Commissioners

FROM: Rob Sperl, Director of Parks and Planning
Steve Hinchee, Superintendent of Planning

THROUGH: Michael Benard, Executive Director

RE: Integral Construction C.O. #3 for fire alarm feeder conduit

DATE: November 23, 2021



SUMMARY:

The Arrowhead Chemical Storage building was completed in April 2021. Staff recently received the final payment application and attached change order #3 from Integral Construction.

The change order is for installing feeder conduit in a trench between the Arrowhead maintenance building and the chemical storage building for the fire alarm control panel. This work was removed from the original scope through value engineering. The Park District contracted directly with ADS to install the fire alarm control panel and the feeder conduit was necessary for this installation.

PREVIOUS COMMITTEE/BOARD ACTION:

C.O. #1 was approved at the May 20, 2020, board meeting and C.O. #2 was approved at the September 16, 2020, board meeting.

REVENUE OR FUNDING IMPLICATIONS:

Account 60-601-000-57-5701-0000	Budget Amount: \$325,000
Contract Amount	-\$274,320
C.O. #1 - Heaters	- \$11,885
C.O. #2 - Storm Pipe	- \$7,021
C.O. #3 – Conduit for Fire Alarm Panel	-\$1,332
Balance	<u>\$30,442</u>

STAKEHOLDER PROCESS:

Proceeding with the feeder conduit on a time and material basis was discussed previously with Commissioner Kelly. Our architect reviewed the change order costs and found them to be reasonable.

ATTACHMENTS:

Integral C.O. and subcontractor's proposal.

RECOMMENDATION:

It is recommended that the Wheaton Park District Board of Commissioner's approve change order #3 from Integral Construction for \$1,332.



320 Rocbaar Dr.
Romeoville, IL 60446
(O) 844-317-7403
(F) 844-317-7402

CHANGE ORDER REQUEST

Monday, November 1, 2021

Project: Arrowhead Golf Course Environmental Storage Building
Location: 26W151 Butterfield Road, Wheaton, IL 60189
Owner / Agent: Wheaton Park District
102 East Wesley Street
Wheaton, IL 60187

COR #: 003
COR Description: Additional Fire Alarm Scope

DIVISION	SCOPE DESCRIPTION	QTY	UNIT	COST
21-0000	Fire Alarm System			
	FA feeder installation on T&M per Owner	1.00	ls	\$ 1,211.00

COR SUBTOTAL \$ 1,211.00

General Requirements	5.0000%	\$	61.00
Liability Insurance	1.0000%	\$	12.00
Builders Risk Insurance	0.0000%	\$	-
Performance & Payment Bond	1.0000%	\$	12.00
Fee	3.0000%	\$	36.00

COR GRAND TOTAL \$ 1,332.00

Signed _____ Owner / Agent

Date


Signed _____

Integral Construction, Inc.

11/23/21

Date

PROPOSED CHANGE ORDER

Valley Electrical Contractors

Po Box 461
Oswego, IL 60543
Telephone: 630-554-6200
Fax: 630-554-5543

CCN # 4677 - 4
CCN Date 12/11/2020
Date: 12/11/2020
Project Name: Wheaton Arrowhead Maintenance bldg
Project Number: Wheaton Arrowhead Maintenance bldg
Page Number: 1

Client Address:

26W151 Butterfield Rd
Wheaton, IL 60189

Work Description

We reserve the right to correct this quote for errors and omissions.

This Change Order is T&M for the Fire Alarm Conduit to be installed in the ground

Itemized Breakdown

Description	Qty
1" EMT	10
1" GRC (GALV)	10
1" LB MALL BODY, CVR, GSKT	1
1" GRC 90 ELBOW	3
1" PVC	100
Totals	124

Summary

General Materials		139.42
Material Overhead	(@ 10.000 %)	13.94
Material Markup	(@ 5.000 %)	7.67
Material Total		161.03
JOURNEYMAN	(7.00 Hrs @ \$150.00)	1,050.00
Final Adjustment		-0.03
Final Amount		\$1,211.00

ORIGINAL

TO: Board of Commissioners

FROM: Dan Novak, Director of Athletics and Facilities
Amy Seklecki, Superintendent of Marketing & Special Events
Russ Hillard, Director of Food and Beverage

THROUGH: Mike Benard, Executive Director

RE: Special Event Rental at Central Athletic Complex - Saturday, January 29

Date: December 15, 2021



SUMMARY:

Central Athletic Complex is scheduled for an outdoor special event at the ice rink this 2022 season. The rental is by R33M Foundation as they host their Winter Tough Hockey Tournament Fundraiser (round-robin 3-game guarantee tournament) on Saturday, January 29. This event was held in 2017, 2018, 2019 and 2020. Due to COVID-19 restrictions, R33 was not held in 2021.

Staff seeks the board's approval for Arrowhead Golf Club to service beer/wine at this event. Staff proposes the outdoor beer/wine service area to include a tented 20x40 area for service as well as the ice rink, warming shelters and viewing areas available to attendees. Please see the attached map. The R33M Foundation will collect an admission fee that will benefit Pediatric Brain Cancer Research.

The menu is listed below with suggested pricing. Arrowhead Golf Club will provide beer/wine service at the following dates and times:

Saturday, January 29 | 8A-8P

- | | |
|---|--------|
| - Soda/ Water | \$2.00 |
| - Aluminum Bottled Beer
(Miller Lite, Coors Light) | \$5.00 |
| - Wine (House Choice) | \$5.00 |

ATTACHMENTS:

1. Map of Central Athletic fenced in beer garden.
2. Bio of R33M Foundation.

REVENUE OR FUNDING IMPLICATIONS:

All beverage proceeds will go to Arrowhead Golf Club.

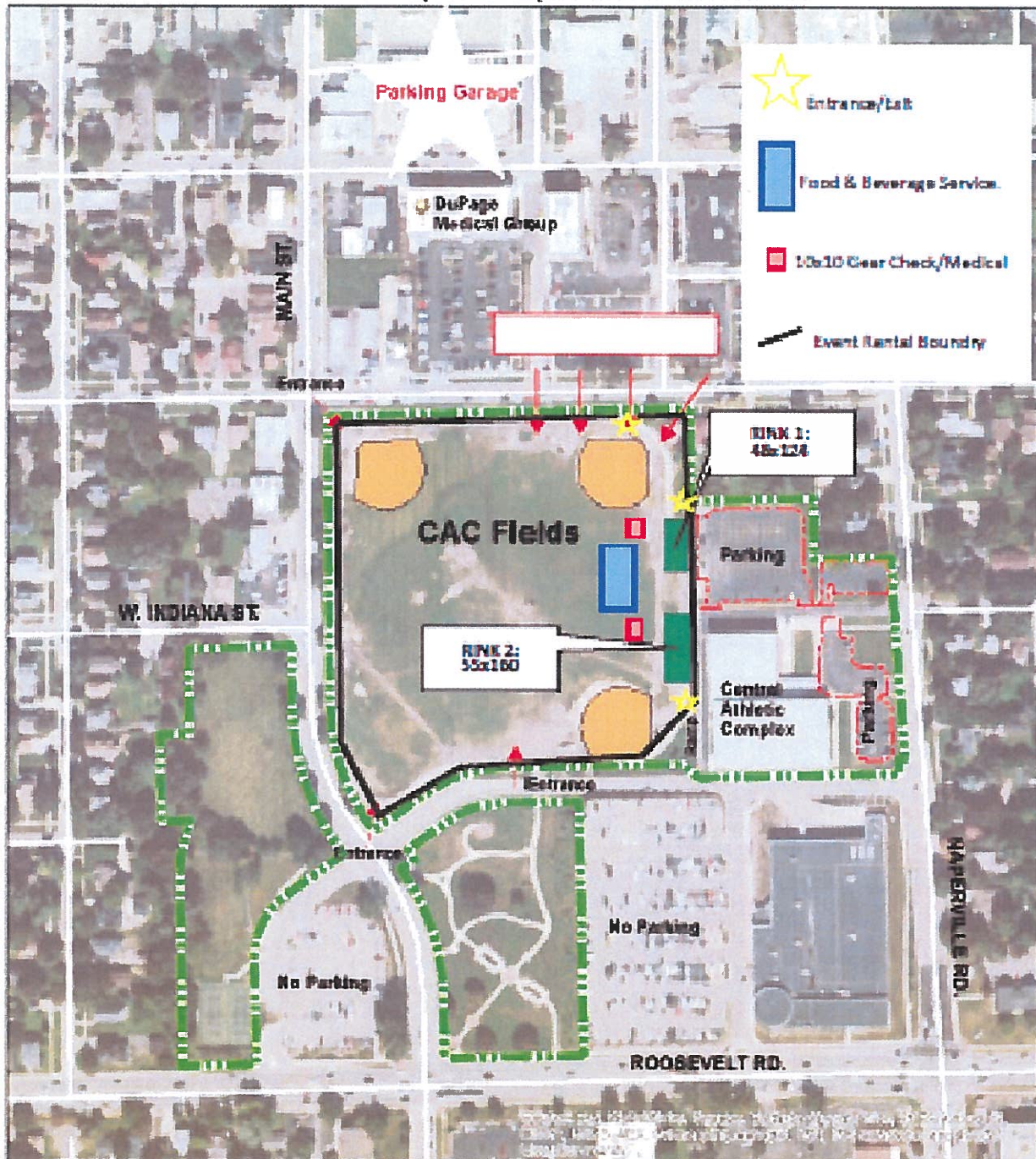
RECOMMENDATION:

Staff seeks board approval to serve beer and wine within the perimeter of the Central Athletic Complex Ice Rink Outdoor Area on Saturday, January 29 between 8A and 8P for the special event rental by R33M Foundation.

Central Athletic Complex Ice Rinks

500 S. Naperville Rd. Wheaton, IL

Located on Naperville Rd just north of Roosevelt Rd.



CENTRAL
athletic complex
A Division of the Naperville Park & Recreation Department

0 25 50 75 100 Feet





The Ross K. MacNeill Foundation

to end pediatric brain cancer

Our Mission

The Ross K. MacNeill Foundation's mission is to end pediatric brain cancer.

Pediatric brain cancer is a devastating path for children. The diagnosis is shocking. The treatment path is intensely challenging, and often not effective. The life-changing impact this diagnosis has on a child and his family is larger than imaginable. The brain cancer tragedy that comes upon 13 children each and every day, with utter surprise, must stop.

Our Foundation will devote all of our efforts to accelerate innovative research that will rapidly develop new learnings and therapies to put to end the diagnosis of pediatric brain cancer. We will work tirelessly to increase awareness, understanding, and the sense of urgency that needs to surround these children and this diagnosis.

This will save precious lives.


It is this Foundation's, and our family's, commitment to this mission. Anything less is not enough.

*Ross asked us to promise him that we would
"never let another child go through what I've gone through".*

*It was that simple to him.
We promised.
And we keep our promises.*

About Us

The Ross K. MacNeill Foundation is dedicated to fighting pediatric brain cancer in the memory of 11-year-old Ross K. MacNeill. Ross was a devoted hockey player (#33) and Chicago Blackhawks fan that lived his life with joy, strength, courage and selflessness. He died of a malignant brain tumor, in 2013.



Memorandum - December 9, 2021

To: Board of Park Commissioners

From: Michael J. Benard, Executive Director

Re: Renewal of Lease Agreement with Computer System Innovations (CSI) for Office Space at 855 Prairie Avenue

Summary of Issue

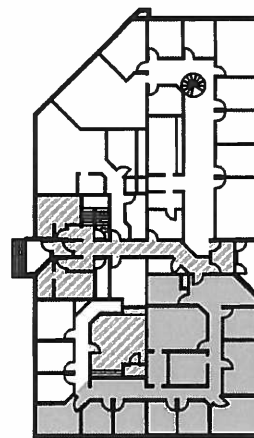
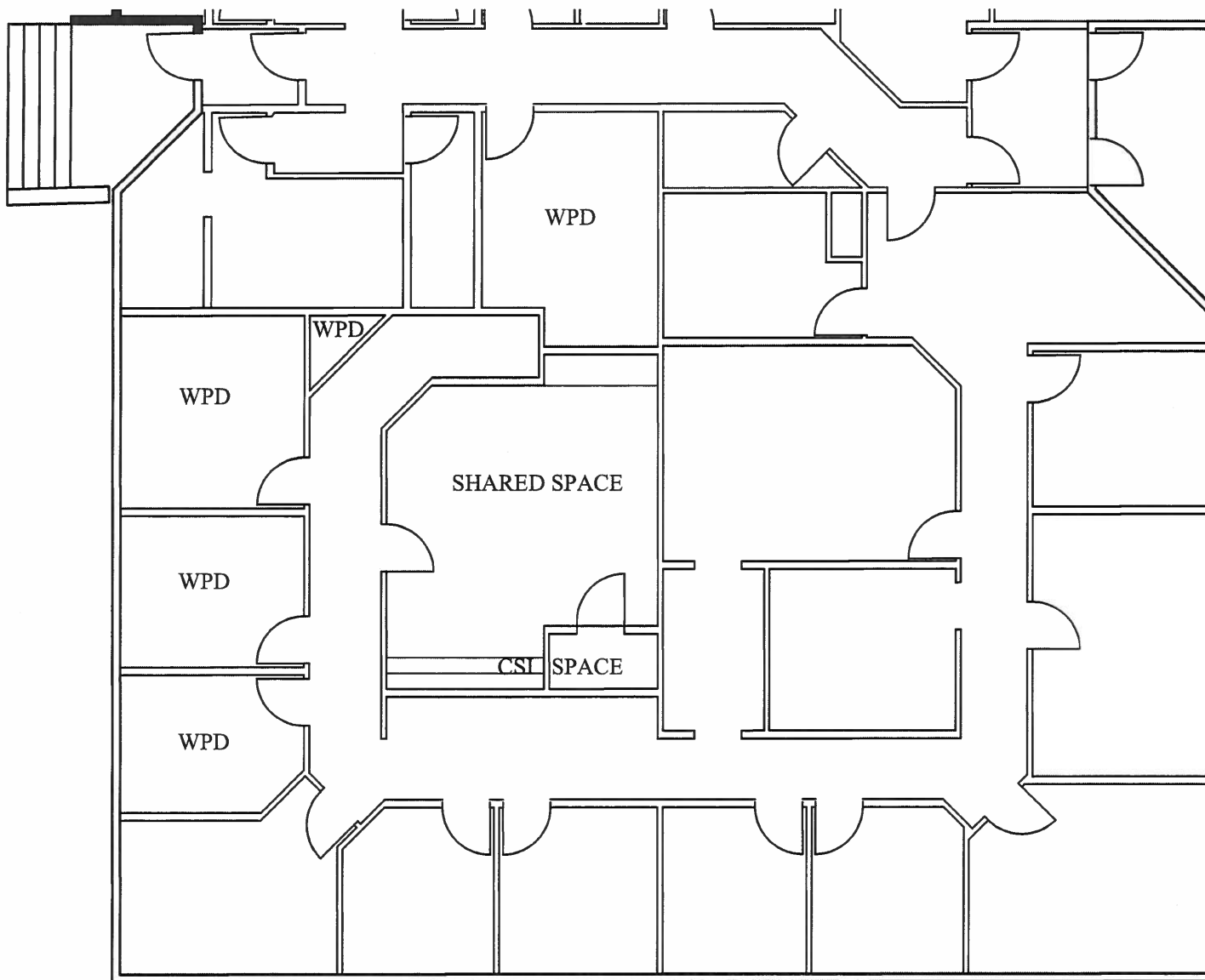
CSI occupies the first-floor west suite within the Office Building at 855 Prairie Avenue. CSI was a tenant in the building at the time the Park District purchased the building in 2012. The Park Board approved a lease agreement with CSI in late 2012 for a five-year term. The Board subsequently approved a two-year lease extension in 2017 and one-year lease extensions in 2019 and 2020. The current lease expires December 31, 2021. CSI paid \$50,000 in rent for the 2021 lease for approximately 2,265 square feet of office space.

CSI has a dedicated lease space of approximately 2,265 square feet. At the current lease value, this equates to approximately \$22 per s.f. This does not account for shared space including the meeting room, restrooms, access hallways or parking. Current lease rates throughout Wheaton are in the range of \$20 per s.f. with higher and lower amounts depending on location and amenities.

Recommendation

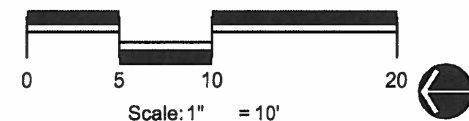
I recommend approval of a one-year lease for \$50,000 for 2022.

Attached: Floor Plan



LEASED AREA SHADED

2,265 Sq. Ft. Leased Area
1,010 Sq. Ft. Shared Space



WHEATON PARK DISTRICT

102 E. WESLEY WHEATON IL, 60187
(630) 685-4710

**855 PRAIRIE
LEASED AREA
FLOOR PLAN**

drawn by:	8/16	revised by:	
checked by:	SMH	revised by:	
date:		revised by:	
file name:	855 prairie emergency response	revised by:	
	in 101-prairie office building (855 prairie)	date:	

1

Sheet 1 of 1

**WHEATON PARK DISTRICT
ORDINANCE NO. 2021-07**

AN ORDINANCE APPROVING THE TERMS AND AUTHORIZING THE EXECUTION OF A LEASE AGREEMENT BETWEEN THE WHEATON PARK DISTRICT AND COMPUTER SYSTEM INNOVATIONS, INC. FOR THE LEASE OF A PORTION OF THE WHEATON OAKS PROFESSIONAL BUILDING LOCATED AT 855 WEST PRAIRIE AVENUE, WHEATON, ILLINOIS

WHEREAS, Wheaton Park District ("Park District") owns certain real property and related improvements located at 855 West Prairie Avenue, Wheaton, Illinois, commonly referred to as Wheaton Oaks Professional Building ("Premises"); and

WHEREAS, the Park District and Computer System Innovations, Inc. ("Tenant") are parties to a lease agreement originally dated November 14, 2012, and subsequently amended and renewed on June 21, 2017, July 17, 2019, and December 16, 2020 respectively, for the Premises (collectively, the "Original Lease"); and

WHEREAS, the current Lease is set to expire by its terms on December 31, 2021, and the parties wish to enter into a new, one-year lease agreement for the Premises that will commence on the expiration of the Lease and expire on December 31, 2022; and

WHEREAS, the Park District has determined that it is in its best interests to enter a new lease agreement with Tenant for the Premises, subject to the terms and conditions set forth in the Lease Agreement attached hereto as Exhibit A ("Lease Agreement").

NOW, THEREFORE, IT IS HEREBY ORDAINED by the Board of Park Commissioners of the Wheaton Park District, DuPage County, Illinois as follows:

1. The foregoing preambles to this Ordinance are hereby determined to be true and correct and are hereby incorporated in and made part of this Ordinance.
2. The form, terms and provisions of the proposed Lease Agreement as presented to the Park District's Board of Park Commissioners ("Park Board") at this meeting are hereby in all respects approved as provided herein.
3. The President and Secretary of the Park Board, or his or her designee, are hereby authorized and directed to execute and deliver the Lease Agreement, in the name and on behalf of the Park District, and to take all such other actions and steps and execute all such further documents as said President and Secretary, or his or her designee, deem necessary or appropriate to carry out the terms and conditions of the Lease Agreement and to effectuate its purpose.

Adopted this 15th day of December 2021 by roll call vote of the members of the Board of Park Commissioners as follows:

Roll Call:

Ayes: _____

Nays: _____

Absent: _____

Abstain: _____

President, Board of Park Commissioners

ATTEST:

Secretary, Board of Park Commissioners

SECRETARY'S CERTIFICATE

I, Michael J. Benard, do hereby certify that I am Secretary of the Board of Park Commissioners of the Wheaton Park District, DuPage County, Illinois, and as such official, I am keeper of the records, ordinances, files and seal of said Park District; and I hereby certify that the foregoing instrument is a true and correct copy of:

**AN ORDINANCE APPROVING THE TERMS AND AUTHORIZING THE EXECUTION OF A LEASE
AGREEMENT BETWEEN THE WHEATON PARK DISTRICT AND COMPUTER SYSTEM INNOVATIONS, INC.
FOR THE LEASE OF A PORTION OF THE WHEATON OAKS PROFESSIONAL BUILDING LOCATED AT 855
WEST PRAIRIE AVENUE, WHEATON, ILLINOIS**

adopted at a duly called Regular Meeting of the Board of Park Commissioners of the Wheaton Park District, held at Wheaton, Illinois, in said District at 5:00 p.m. on the 15th day of December 2021.

I do further certify that the deliberations of the Board on the adoption of said Ordinance were conducted openly, that the vote on the adoption of said ordinance was taken openly, that said meeting was called and held at a specified time and place convenient to the public, that notice of said meeting was provided in strict compliance with the provisions of the Open Meetings Act of the State of Illinois, as amended, and with the provisions of the Park District Code of the State of Illinois, as amended, and that the Board has complied with all of the provisions of said Act and said Code and with all of the procedural rules of the Board.

IN WITNESS WHEREOF, I hereunto affix my official signature and the seal of said Wheaton Park District at Wheaton, Illinois this 15th day of December 2021.

Michael J. Benard, Secretary
Board of Park Commissioners
Wheaton Park District

[SEAL]

LEASE AGREEMENT

This Lease Agreement ("Lease") is made by and between the Wheaton Park District, an Illinois park district (the "Landlord") and Computer System Innovations, Inc., an Illinois corporation (the "Tenant") (Landlord and Tenant are collectively referred to as the "Parties"). This Lease is effective the date the Landlord closes on the purchase of the Building.

Landlord is the owner of the land and improvements commonly known as the Wheaton Oaks Professional Building, and numbered as 855 West Prairie Avenue, Wheaton, IL 60176 (the "Building").

Landlord makes available for lease a portion of the Building designated as approximately 2,200 square feet of the First Floor West Suite in Exhibit A, attached to and incorporated herein by reference (the "Leased Premises").

Landlord desires to lease the Leased Premises to Tenant, and Tenant desires to lease the Leased Premises from Landlord for the term, at the rental and upon the covenants, conditions and provisions herein set forth.

THEREFORE, in consideration of the mutual promises herein contained and other good and valuable consideration, it is agreed:

1. Term and Termination.

Landlord hereby leases the Leased Premises to Tenant, and Tenant hereby leases the same from Landlord, for a term beginning January 1, 2022 and ending December 31, 2022 (the "Term"), unless otherwise terminated in accordance with the terms and provisions of this Lease. Tenant already has and shall retain possession. Notwithstanding the foregoing, Landlord has the right to terminate this Lease in accordance with Sections 8C and 16 of this Lease.

Upon termination of this Lease, by expiration or otherwise, or upon any termination of Tenant's right to possession without termination of this Lease, Tenant shall immediately, peaceably, and quietly surrender to Landlord possession of and vacate the Leased Premises, and Tenant shall return the Leased Premises to Landlord in as good a condition as existed when Tenant took possession, except for reasonable wear and tear and loss by fire or other casualty.

2. Rental.

Tenant shall pay to Landlord during the Term rent of \$50,000 paid in full in a lump sum payment on or before January 1, 2022 ("Rent"). Rent shall be due to Landlord at 102 E. Wesley Street, Wheaton, Illinois 60187, or at such other place designated by written notice from Landlord to Tenant.

3. Intentionally Omitted.

4. Use.

Tenant shall use and occupy the Leased Premises for office space only. The Leased Premises shall be used for no other purpose. Landlord represents that the Leased Premises may lawfully be used for such purpose. Tenant shall not use or permit the Leased Premises to be used for any unlawful purpose and covenants and agrees not to maintain any nuisance on the Leased Premises which shall be in any manner injurious to or endanger the health and safety of any persons on or in the vicinity of the Leased Premises.

5. Sublease and Assignment.

Tenant shall not sublease all or any part of the Leased Premises, or assign this Lease in whole or in part, without Landlord's written consent, which may be withheld for any reason. Landlord may assign this Lease without Tenant's consent to any purchaser of the Building.

6. Cleaning and Repairs.

During the Term, Tenant shall keep the Leased Premises in clean, safe and sanitary condition and be responsible for the costs of cleaning the Leased Premises and shall make, at Tenant's expense, all necessary repairs to the Leased Premises. Repairs shall include such items as routine repairs of floors, walls, ceilings, and other parts of the Leased Premises damaged or worn through normal occupancy. Tenant shall not be responsible for other expenses of the Building, including the maintenance and repair of the HVAC system serving the Leased Premises. Landlord agrees to empty garbage and recycling bins within Tenant's offices on a regular schedule (typically Tuesday through Saturday each week as staff availability allows).

7. Alterations and Improvements.

Tenant shall not, without first obtaining the written consent of Landlord, make any alterations, additions, or improvements, in, to or about the Leased Premises.

8. Insurance and Indemnity.

A. If the Leased Premises or any other part of the Building is damaged by fire or other casualty resulting from any act or negligence of Tenant or any of Tenant's agents, employees or invitees, Rent shall not be diminished or abated while such damages are under repair, and Tenant shall be responsible for the costs of repair not covered by insurance.

B. Landlord shall maintain fire and extended coverage insurance on the Building and the Leased Premises in such amounts as Landlord shall deem appropriate. Tenant shall be responsible, at its expense, for fire and extended coverage insurance on all of its personal property, including removable trade fixtures, located in the Leased Premises.

C. Tenant shall maintain during the Term of this Lease, commercial general liability insurance, on an occurrence basis, in the amount of \$2,000,000 per occurrence. Tenant shall also maintain during the Term of this Lease, business auto liability with a limit of not less than \$1,000,000 each accident. Such insurance shall cover liability arising out of any auto including owned, hired and non-owned autos. Upon execution of the Lease, and upon demand by Landlord, Tenant shall furnish to Landlord a certificate of insurance indicating that the policies of insurance required hereunder have been purchased and paid for by Tenant. Failure of Tenant to submit proof of acceptable insurance to Landlord shall entitle Landlord to immediately terminate the Lease. The certificates of insurance shall provide that all insurance required hereunder shall not be cancelled, terminated or reduced without at least ten (10) days advance written notice to Landlord. The Landlord, its Park Commissioners, employees and agents shall be named as additional insureds on the commercial general liability insurance. All insurance of the Tenant shall be primary insurance.

D. Tenant shall defend, indemnify and hold the Landlord, its Park Commissioners, employees, agents and volunteers, and their respective successors and assigns, harmless from and against all claims, damages, losses and expenses, including but not limited to, attorneys' fees and costs, costs and expenses of litigation for any claim against the Landlord, including personal injury, death and property damage, arising out of Tenant's use of the Premises except to the extent caused by the negligence of the Landlord, its Park Commissioners, employees, agents and volunteers, and their respective successors and assigns. Tenant shall similarly defend, indemnify and hold the Landlord, its Park Commissioners, employees, agents and volunteers, and their respective successors and assigns, harmless from and against all claims, costs, damages, losses and expenses, including but not limited to, attorneys' fees and costs, costs and expenses incurred by reason of Tenant's breach or default of any of its obligations under this Lease.

9. Utilities/Services.

Landlord shall pay all charges for gas, electricity and other utilities used by Tenant on the Leased Premises during the Term of this Lease unless otherwise expressly agreed in writing by Tenant. Tenant acknowledges that the Leased Premises are designed to provide standard office use. Tenant shall not use any equipment or devices that

utilize excessive electrical energy, or which may, in Landlord's reasonable opinion, overload the wiring or HVAC system or interfere with utility services to other tenants.

10. Signs.

Following Landlord's consent, Tenant shall have the right to place on the Leased Premises, at locations selected by Tenant, any signs which are permitted by applicable zoning ordinances and other restrictions. Landlord may refuse consent to any proposed signage that is in Landlord's opinion too large, deceptive, unattractive, or otherwise inconsistent with or inappropriate to the Leased Premises or use of any other tenant. Landlord shall assist and cooperate with Tenant in obtaining any necessary permission from governmental authorities or adjoining owners and occupants for Tenant to place or construct the foregoing signs. Tenant shall repair all damage to the Leased Premises resulting from the removal of signs installed by Tenant.

11. Entry.

Landlord shall have the right to enter upon the Leased Premises at reasonable hours to inspect the same, provided Landlord shall not thereby unreasonably interfere with Tenant's business on the Leased Premises.

12. Parking.

During the Term of the Lease, Tenant shall have the right to fifteen (10) reserved parking spaces that are on the Building premises. Landlord and Tenant shall reasonably agree on the location of those spaces.

13. Building Rules.

Tenant will comply with the rules of the Building adopted and altered by Landlord from time to time as long as such rules do not unreasonably interfere with Tenant's use of the Premises and will cause all of its agents, employees, invitees and visitors to do so; all changes to such rules will be sent by Landlord to Tenant in writing.

14. Security.

The Tenant is responsible, at its sole cost and expense, for establishing and maintaining the safety and security of the Leased Premises, including the safety and security of Tenant's personal property on the Leased Premises, and the safety and security of Tenant's employees, invitees, licensees, patrons, agents, representatives, and anyone else on the Leased Premises during Tenant's occupancy of the same.

15. Damage and Destruction.

Subject to Section 8A above, if the Leased Premises or any part thereof or any appurtenance thereto is so damaged by fire, casualty or structural defects that the same cannot be used for Tenant's purposes, then Tenant shall have the right within forty-five (45) days following damage to elect by notice to Landlord to terminate this Lease as of the date of such damage. In the event of minor damage to any part of the Leased Premises which the Tenant is not obligated to repair, and if such damage does not render the Leased Premises unusable for Tenant's purposes, Landlord shall promptly repair such damage at the cost of the Landlord. In making the repairs called for in this paragraph, Landlord shall not be liable for any delays resulting from strikes, governmental restrictions, inability to obtain necessary materials or labor or other matters which are beyond the reasonable control of Landlord. Tenant shall be relieved from paying Rent and other charges during any portion of the Term that the Leased Premises are inoperable or unfit for occupancy, or use, in whole or in part, for Tenant's purposes. Rent and other charges paid in advance for any such periods shall be credited on the next ensuing payments, if any, but if no further payments are to be made, any such advance payments shall be refunded to Tenant. The provisions of this paragraph extend not only to the matters aforesaid, but also to any occurrence which is beyond Tenant's reasonable control and which renders the Leased Premises, or any appurtenance thereto, inoperable or unfit for occupancy or use, in whole or in part, for Tenant's purposes.

16. Default.

If default shall at any time be made by Tenant in the payment of Rent when due to Landlord as herein provided, and if said default shall continue for three (3) days after written notice thereof shall have been given to Tenant by Landlord, or, except as provided in Section 8C of this Lease, if default shall be made in any of the other covenants or conditions to be kept, observed and performed by Tenant, and such default shall continue for thirty (30) days after notice thereof in writing to Tenant by Landlord without correction thereof then having been commenced and thereafter diligently prosecuted, Landlord may declare the Term of this Lease ended and terminated by giving Tenant written notice of such intention, and if possession of the Leased Premises is not surrendered, Landlord may reenter said Leased Premises. Landlord shall have, in addition to the remedy above provided, the right to exclude the Tenant from the Leased Premises without terminating this Lease and all other rights and remedies available to Landlord on account of any Tenant default, either in law or equity. Landlord shall use reasonable efforts to mitigate its damages.

17. No Liability.

Landlord shall not be liable for any damage done or occasioned in, upon or about the Leased Premises nor for any damages arising from acts or neglect of any owners or occupants of adjacent or contiguous property, except to the extent attributable to the reckless and/or willful/wanton acts of the Landlord and/or its employees. In the event of a breach of contract claim by Tenant against the Landlord, Landlord shall only be liable for direct damages caused by such breach and not consequential damages.

18. Quiet Possession.

Landlord covenants and warrants that upon performance by Tenant of its obligations hereunder, Landlord will keep and maintain Tenant in exclusive, quiet, peaceable, and undisturbed and uninterrupted possession of the Leased Premises during the Term of this Lease.

19. Condemnation.

If any legally, constituted authority condemns the Building or such part thereof which shall make the Leased Premises unsuitable for leasing, this Lease shall cease when the public authority takes possession, and Landlord and Tenant shall account for Rent as of that date. Such termination shall be without prejudice to the rights of either party to recover compensation from the condemning authority for any loss or damage caused by the condemnation. Neither party shall have any rights in or to any award made to the other by the condemning authority.

20. Subordination.

Tenant accepts this Lease subject and subordinate to any mortgage, deed of trust or other lien presently existing or hereafter arising upon the Leased Premises, or upon the Building and to any renewals, refinancing and extensions thereof, but Tenant agrees that any such mortgagee shall have the right at any time to subordinate such mortgage, deed of trust or other lien to this Lease on such terms and subject to such conditions as such mortgagee may deem appropriate in its discretion. Landlord is hereby irrevocably vested with full power and authority to subordinate this Lease to any mortgage, deed of trust or other lien now existing or hereafter placed upon the Leased Premises of the Building, and Tenant agrees upon demand to execute such further instruments subordinating this Lease or attorning to the holder of any such liens as Landlord may request. In the event that Tenant should fail to execute any instrument of subordination herein required to be executed by Tenant promptly as requested, Tenant hereby irrevocably constitutes Landlord as its attorney-in-fact to execute such instrument in Tenant's name, place and stead, it being agreed that such power is one coupled with an interest. Tenant agrees that it will from time to time upon request by Landlord execute and deliver to such persons as Landlord shall request a statement in recordable form certifying that this Lease is unmodified and in full force and effect (or if there have been modifications, that the same is in full force and effect as so modified), stating the dates to which Rent and other charges payable under this Lease have been paid, stating that Landlord is not in default hereunder (or if Tenant alleges a default stating the nature of such alleged default) and further stating such other matters as Landlord shall reasonably require.

21. No Encumbrances.

Lessee shall not undertake or cause to be undertaken any act or thing so as to encumber in any manner the title of the Leased Premises or to create a lien upon the Leased Premises or any buildings or structures on the Leased Premises. In the event that the any part of the Leased Premises becomes encumbered by any lien or other interest as a result of any act or omission of Tenant, Tenant shall, upon demand, take such actions as are necessary to obtain a release of such lien or other interest. If Tenant fails to commence any action to release such lien, Landlord may, but is not obligated to, take any action as it deems necessary to release such lien or other interest and Tenant shall reimburse Landlord upon demand for all costs and expenses incurred in obtaining such release, including, but not limited to, reasonable attorneys' fees.

22. Notice.

Any notice required or permitted under this Lease shall be deemed sufficiently given or served if sent by United States certified mail, return receipt requested, addressed as follows:

If to Landlord to:

Executive Director
Wheaton Park District
102 E. Wesley Street
Wheaton, IL 60187

If to Tenant to:

Computer System Innovations, Inc.
c/o Douglas Morris
747 Elm
Glen Ellyn, IL 60137

Landlord and Tenant shall each have the right from time to time to change the place notice is to be given under this paragraph by written notice thereof to the other party.

23. No Third-Party Beneficiary.

This Lease is entered into solely for the benefit of the Parties, and nothing in this Lease is intended, either expressly or impliedly, to provide any right or benefit of any kind whatsoever to any person or entity, who is not a party to this Lease, or to acknowledge, establish or impose any legal duty to any third party.

24. Brokers.

Tenant represents that Tenant was not shown the Leased Premises by any real estate broker or agent and that Tenant has not otherwise engaged in any activity which could form the basis for a claim for real estate commission, brokerage fee, finder's fee or other similar charge, in connection with this Lease.

25. Waiver.

No waiver of any default of Landlord or Tenant hereunder shall be implied from any omission to take any action on account of such default if such default persists or is repeated, and no express waiver shall affect any default other than the default specified in the express waiver and that only for the time and to the extent therein stated. One or more waivers by Landlord or Tenant shall not be construed as a waiver of a subsequent breach of the same covenant, term, or condition.

26. Memorandum of Lease.

The Parties hereto contemplate that this Lease should not and shall not be filed for record, but in lieu thereof, at the request of either party, Landlord and Tenant shall execute a Memorandum of Lease to be recorded for the purpose of giving record notice of the appropriate provisions of this Lease.

27. Headings.

The headings used in this Lease are for convenience of the Parties only and shall not be considered in interpreting the meaning of any provision of this Lease.

28. Successors.

The provisions of this Lease shall extend to and be binding upon Landlord and Tenant and their respective legal representatives, successors, and assigns.

29. Consent.

Landlord and Tenant shall not unreasonably withhold or delay their consent with respect to any matter for which their consent is required or desirable under this Lease.

30. Compliance with Law.

Tenant shall comply with all laws, orders, ordinances, and other public requirements now or hereafter pertaining to Tenant's use of the Leased Premises. Landlord shall comply with all laws, orders, ordinances and other public requirements now or hereafter affecting the Leased Premises.

31. Final Agreement.

This Agreement terminates and supersedes all prior understandings or agreements on the subject matter hereof. The foregoing constitutes the entire agreement between the Parties and may be modified only by a writing signed by both Parties.

32. Governing Law.

This Agreement shall be governed, construed, and interpreted by, through and under the Laws of the State of Illinois.

IN WITNESS WHEREOF, the parties have executed this Lease as of the day and year first above written.

LANDLORD:

Wheaton Park District

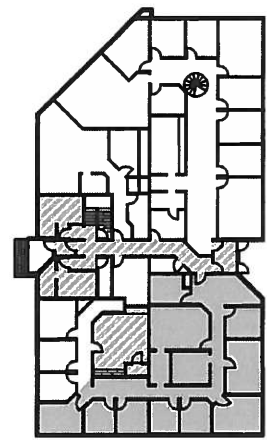
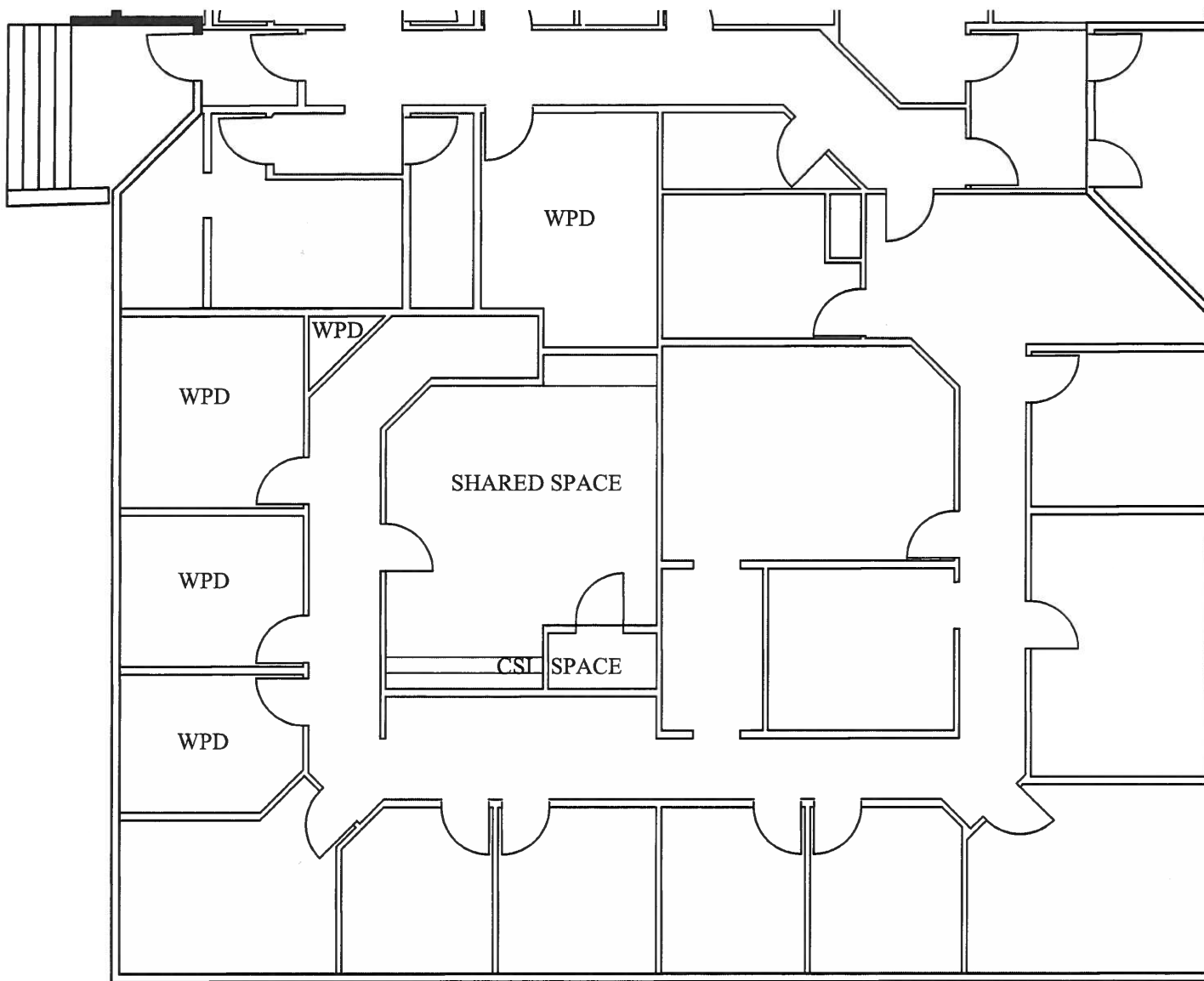
By: _____
Michael J. Benard, Executive Director

TENANT:

Computer System Innovations, Inc.

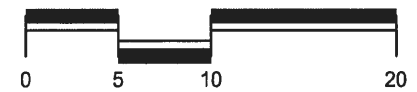
By: _____
Douglas Morris,

Its _____



LEASED AREA SHADED

2,265 Sq. Ft. Leased Area
1,010 Sq. Ft. Shared Space



WHEATON PARK DISTRICT


102 E. WESLEY WHEATON IL 60187
(630) 665-4710

**855 PRAIRIE
LEASED AREA
FLOOR PLAN**

drawn by:	8/15	revised by:	
date:	SMH	date:	
checked by:		revised by:	
date:		date:	
file name:	855 prairie emergency eng	revised by:	
	101-pw855 prairie office building (855 prairie)	date:	

1
Sheet 1 of 1

Exhibit A- Parking



10 Spaces Reserved for CSI staff & guests M-F
Joint use by CSI & WPD Sat & Sun

Date: November 16, 2021

To: Board of Park Commissioners

From: Michael Benard, Executive Director

Re: 2020 COVID Operations Shutdown Full Time Benefit Time Reinstatement

Summary of Issue

Due to the rapidly developing COVID-19 health crisis, on March 15, 2020, all park district facilities, programs and events were closed to the public. Shortly thereafter, a Stay-at-Home Order was issued by Governor Pritzker. On March 21, 2020, work activity for nearly all full-time employees was suspended. Other than the work of skeleton crews handling necessary tasks at certain facilities and parks, the full-time employee work suspension continued through the end of May 2020.

This suspension of work activity directive was issued by me on the evening of March 19, 2020 via an email communication to all employees. Within that communication, I provided an outline of how compensation would be handled for full-time employees during the park district emergency shutdown.

Excerpt from Communication to all Employees – March 19, 2020

***Full-Time Employees:** Full Time employees will be paid during the shutdown. As of today, and subject to applicable law, you can expect the time off for this shutdown, beginning Monday, March 23 to be tracked and ultimately be charged to your accrued benefit time including Sick, Vacation and Personal Time. I understand that some employees may not have enough benefit time to last the entire length of the shutdown. In these cases, employees will continue to be paid and the negative benefit time will be tracked for future reconciliation. The subject of your use of accrued benefit time and reconciliation of negative benefit time may be reviewed at a future date.*

A significant amount of benefit time was spent by a majority of full-time employees as a result of the COVID 19 operations shutdown and related stay at home order. At this time, I am recommending that the Board of Park Commissioners consider a partial reinstatement of benefit time.

Benefit Time Usage Summary / Update

- Vacation time was charged first, followed by personal days and lastly sick time
- Most benefit time used by an employee was 51 days
- Least benefit time used by an employee was 3 days
- 47 employees used 40-51 days of benefit time (8-10 weeks)
- 20 employees used 30-39 days of benefit time (6-8 weeks)
- 11 employees used 20-29 days of benefit time (4-6 weeks)
- 16 employees used 10-19 days of benefit time (2-4 weeks)
- As of 11/5/21, 20 employees have a zero or negative vacation time balance
 - 2 employees still have a substantial negative balance (-15 and -18 days)
 - 18 employees have a zero to -8 day balance
- As of 11/5/21, 21 employees have a 1-9 day vacation time balance
- As of 11/5/21, zero employees have a negative sick time balance

Current State of District Finances

Despite a \$6,623,232 drop in earned gross operating income from 2019 to 2020 due to the COVID-19 related adverse impacts, the audited 2020 operating financials reported that the park district successfully weathered the worst of the COVID-19 operational impacts across all funds. In the aggregate, the Major Operating funds which include the General, Recreation, Cosley Zoo and Arrowhead funds, finished fiscal year 2020 in the black.

2021 had a slow start from an operating income perspective due to continued COVID-19 mitigations related to social distancing and operating restrictions imposed by the state of Illinois and the DuPage County Health Department. In early June, the state entered phase 5 of the Restore Illinois Program creating an operating capacity environment that was close to normal for most district business units. Since that time, participation and operating revenue in most business units have outpaced 2019 (pre-COVID-19) results.

Recommendation

Grant of Administrative Time Off Related to the COVID-19 Stay at Home Order –

Motion to Grant up to 15 Days of Paid Administrative Time Off to all Current Full Time Employees that Used Sick, Vacation and Personal Benefit Time During the Shutdown of Operations Due to the COVID-19 Stay at Home Executive Order with the following conditions:

- a. Administrative Time Off Granted will be Forfeited Upon Departure from Employment with the Park District
- b. The Administrative Off Must be Used By December 31, 2023. Administrative Time Not Used by December 31, 2023 will be Forfeited.
- c. Forfeited Administrative Time Off will Not Be Paid to Employees.

WHEATON PARK DISTRICT



Financial Overview

November, 2021

Financial Overview Table of Contents

Page #s	Statement Description
Board Requested	
<u>1</u>	WPD Summary
<u>2</u>	AGC Month and Year to Date Departmental Operating Summary
<u>3</u>	Cosley Zoo Analysis
<u>4</u>	Cash & Investments
<u>5</u>	Cash/Fund Balance Target Status Report
<u>6</u>	Investments Report
Balance Sheets	
<u>7</u>	General Fund Balance Sheets
<u>8</u>	Recreation Fund Balance Sheets
<u>9</u>	Cosley Zoo Fund Balance Sheets
<u>10</u>	Debt Service Fund Balance Sheets
<u>11</u>	Capital Projects Fund Balance Sheets
<u>12</u>	Arrowhead Golf Club Fund Balance Sheets
<u>13</u>	Information Technology Internal Service Fund Balance Sheets
<u>14</u>	Health Insurance Internal Service Fund Balance Sheets
Operating Statements Year To Date	
<u>15</u>	General Fund
<u>15</u>	Recreation Fund
<u>15</u>	Cosley Zoo Fund
<u>16</u>	Debt Service Fund
<u>16</u>	Capital Projects Fund
<u>16</u>	Arrowhead Golf Club Fund
<u>17</u>	Information Technology Internal Service Fund
<u>17</u>	Health Insurance Internal Service Fund
Operating Statements By Department Year To Date	
<u>18</u>	General Fund
<u>18 - 20</u>	Recreation Fund
<u>21 - 22</u>	Cosley Zoo Fund
<u>22 - 23</u>	Arrowhead Golf Club Fund
Special Areas Operating Statements	
<u>24</u>	Parks Plus Fitness Operating Summary
<u>25</u>	Central Athletic Complex Operating Summary
<u>26</u>	Special Events

WPD Summary

Page 1 of 26

Row Labels	Full Year Budget	Sum of CY Month	Sum of LY Month	Month Variance	% Month Variance	Sum of Curr YTD	Sum of LY YTD	YTD Variance	% YTD Variance
4-Revenues	\$32,665,189	\$797,942	\$1,958,022	(\$1,160,081)	-59.25%	\$30,756,591	\$25,910,507	\$4,846,084	18.70%
5-Expenses	(\$31,959,770)	(\$1,445,846)	(\$2,600,224)	\$1,154,378	44.40%	(\$18,877,968)	(\$20,128,056)	\$1,250,087	6.21%
Grand Total	\$705,419	(\$647,904)	(\$642,202)	(\$5,703)	-0.89%	\$11,878,623	\$5,782,452	\$6,096,171	105.43%

Row Labels	Full Year Budget	Sum of CY Month	Sum of LY Month	Month Variance	% Month Variance	Sum of Curr YTD	Sum of LY YTD	YTD Variance	% YTD Variance
10-General									
4-Revenues	\$5,524,246	\$48,567	\$61,461	(\$12,894)	-20.98%	\$5,269,838	\$4,661,525	\$608,313	13.05%
5-Expenses	(\$4,635,889)	(\$240,423)	(\$217,724)	(\$22,699)	-10.43%	(\$3,273,835)	(\$2,887,517)	(\$386,318)	-13.38%
10-General Total	\$888,358	(\$191,856)	(\$156,262)	(\$35,593)	-22.78%	\$1,996,003	\$1,774,008	\$221,996	12.51%
20-Recreation									
4-Revenues	\$9,675,791	\$382,624	\$196,643	\$185,980	94.58%	\$8,590,992	\$5,839,856	\$2,751,135	47.11%
5-Expenses	(\$8,642,189)	(\$429,263)	(\$330,651)	(\$98,612)	-29.82%	(\$5,978,263)	(\$4,619,636)	(\$1,358,627)	-29.41%
20-Recreation Total	\$1,033,602	(\$46,640)	(\$134,008)	\$87,369	65.20%	\$2,612,728	\$1,220,220	\$1,392,508	114.12%
22-Cosley Zoo									
4-Revenues	\$1,531,908	\$38,794	\$47,498	(\$8,704)	-18.33%	\$1,853,083	\$1,415,174	\$437,909	30.94%
5-Expenses	(\$1,434,352)	(\$100,505)	(\$89,224)	(\$11,281)	-12.64%	(\$1,220,678)	(\$1,097,527)	(\$123,152)	-11.22%
22-Cosley Zoo Total	\$97,556	(\$61,711)	(\$41,726)	(\$19,986)	-47.90%	\$632,404	\$317,647	\$314,757	99.09%
30-Debt Service									
4-Revenues	\$4,429,627	\$94	\$212	(\$119)	-55.91%	\$4,430,099	\$4,387,608	\$42,490	0.97%
5-Expenses	(\$4,449,449)	(\$647)	(\$1,392,149)	\$1,391,502	99.95%	(\$223,892)	(\$1,641,494)	\$1,417,602	86.36%
30-Debt Service Total	(\$19,822)	(\$554)	(\$1,391,937)	\$1,391,383	99.96%	\$4,206,207	\$2,746,115	\$1,460,092	53.17%
40-Capital Projects									
4-Revenues	\$1,508,248	\$2,606	\$1,361,862	(\$1,359,256)	-99.81%	\$159,374	\$1,548,705	(\$1,389,331)	-89.71%
5-Expenses	(\$2,216,731)	(\$136,156)	(\$47,502)	(\$88,654)	-186.63%	(\$1,315,390)	(\$3,469,326)	\$2,153,935	62.09%
40-Capital Projects Total	(\$708,483)	(\$133,550)	\$1,314,360	(\$1,447,910)	-110.16%	(\$1,156,016)	(\$1,920,620)	\$764,604	39.81%
60-Golf Fund									
4-Revenues	\$8,073,308	\$316,220	\$282,018	\$34,201	12.13%	\$8,996,443	\$6,419,540	\$2,576,903	40.14%
5-Expenses	(\$8,658,939)	(\$404,665)	(\$452,478)	\$47,813	10.57%	(\$5,376,120)	(\$4,876,185)	(\$499,935)	-10.25%
60-Golf Fund Total	(\$585,631)	(\$88,445)	(\$170,459)	\$82,014	48.11%	\$3,620,323	\$1,543,355	\$2,076,968	134.57%
70-Information Technology									
4-Revenues	\$516,872	\$0	\$0	\$0	0.00%	\$387,662	\$505,042	(\$117,380)	-23.24%
5-Expenses	(\$517,078)	(\$21,914)	(\$21,879)	(\$35)	-0.16%	(\$280,887)	(\$340,150)	\$59,263	17.42%
70-Information Technology Total	(\$207)	(\$21,914)	(\$21,879)	(\$35)	-0.16%	\$106,775	\$164,892	(\$58,117)	-35.25%
75-Health Insurance									
4-Revenues	\$1,405,189	\$9,038	\$8,327	\$711	8.54%	\$1,069,101	\$1,133,057	(\$63,956)	-5.64%
5-Expenses	(\$1,405,144)	(\$112,273)	(\$48,618)	(\$63,655)	-130.93%	(\$1,208,902)	(\$1,196,221)	(\$12,681)	-1.06%
75-Health Insurance Total	\$45	(\$103,235)	(\$40,291)	(\$62,944)	-156.22%	(\$139,802)	(\$63,165)	(\$76,637)	-121.33%
Grand Total	\$705,419	(\$647,904)	(\$642,202)	(\$5,703)	-0.89%	\$11,878,623	\$5,782,452	\$6,096,171	105.43%

Row Labels	Full Year Budget	Sum of CY Month	Sum of LY Month	Month Variance	% Month Variance	Sum of Curr YTD	Sum of LY YTD	YTD Variance	% YTD Variance
60-Golf Fund									
000-Administration									
4-Revenues	\$1,764,839	\$638	\$52,542	(\$51,904)	-98.78%	\$1,764,885	\$1,838,705	(\$73,820)	-4.01%
5-Expenses	(\$2,969,415)	(\$53,113)	(\$61,149)	\$8,036	13.14%	(\$943,423)	(\$866,223)	(\$77,200)	-8.91%
000-Administration Total	(\$1,204,575)	(\$52,475)	(\$8,607)	(\$43,868)	-509.67%	\$821,461	\$972,482	(\$151,021)	-15.53%
101-Parks Maintenance									
5-Expenses	(\$30,515)	(\$1,864)	(\$1,483)	(\$381)	-25.72%	(\$27,632)	(\$24,863)	(\$2,768)	-11.13%
101-Parks Maintenance Total	(\$30,515)	(\$1,864)	(\$1,483)	(\$381)	-25.72%	(\$27,632)	(\$24,863)	(\$2,768)	-11.13%
601-Golf Maintenance									
4-Revenues	\$0	\$0	\$0	\$0	0.00%	\$160	\$0	\$160	0.00%
5-Expenses	(\$1,056,555)	(\$62,713)	(\$211,438)	\$148,725	70.34%	(\$924,455)	(\$1,100,211)	\$175,756	15.97%
601-Golf Maintenance Total	(\$1,056,555)	(\$62,713)	(\$211,438)	\$148,725	70.34%	(\$924,295)	(\$1,100,211)	\$175,916	15.99%
611-Pro Shop/Golf Fees									
4-Revenues	\$2,429,547	\$60,737	\$149,393	(\$88,656)	-59.34%	\$3,255,930	\$2,583,069	\$672,860	26.05%
5-Expenses	(\$784,374)	(\$46,457)	(\$45,706)	(\$751)	-1.64%	(\$687,172)	(\$605,845)	(\$81,328)	-13.42%
611-Pro Shop/Golf Fees Total	\$1,645,173	\$14,280	\$103,688	(\$89,408)	-86.23%	\$2,568,757	\$1,977,225	\$591,533	29.92%
612-Food and Beverage									
4-Revenues	\$3,871,422	\$254,845	\$80,083	\$174,761	218.23%	\$3,935,914	\$1,995,976	\$1,939,938	97.19%
5-Expenses	(\$3,808,474)	(\$240,499)	(\$132,684)	(\$107,815)	-81.26%	(\$2,791,768)	(\$2,278,234)	(\$513,534)	-22.54%
612-Food and Beverage Total	\$62,948	\$14,346	(\$52,600)	\$66,946	127.27%	\$1,144,146	(\$282,258)	\$1,426,404	505.35%
613-Cross Country Skiing									
4-Revenues	\$7,500	\$0	\$0	\$0	0.00%	\$39,555	\$1,790	\$37,765	2109.78%
5-Expenses	(\$9,606)	(\$19)	(\$19)	(\$0)	-2.37%	(\$1,669)	(\$808)	(\$861)	-106.56%
613-Cross Country Skiing Total	(\$2,106)	(\$19)	(\$19)	(\$0)	-2.37%	\$37,886	\$982	\$36,904	3758.05%
60-Golf Fund Total	(\$585,631)	(\$88,445)	(\$170,459)	\$82,014	48.11%	\$3,620,323	\$1,543,355	\$2,076,968	134.57%
Grand Total	(\$585,631)	(\$88,445)	(\$170,459)	\$82,014	48.11%	\$3,620,323	\$1,543,355	\$2,076,968	134.57%

Row Labels	Full Year Budget	Sum of CY Month	Sum of LY Month	Month Variance	% Month Variance	Sum of Curr YTD	Sum of LY YTD	YTD Variance	% YTD Variance
Cosley Zoo									
4-Revenues									
41-Taxes	\$1,013,622	\$8,736	\$10,317	(\$1,581)	-15.32%	\$1,015,180	\$1,010,686	\$4,494	0.44%
42-Charges for Services	\$391,086	\$21,369	\$24,345	(\$2,976)	-12.22%	\$583,393	\$223,048	\$360,344	161.55%
44-Rentals	\$42,500	\$1,428	\$0	\$1,428	0.00%	\$32,507	\$9,023	\$23,485	260.28%
45-Product Sales	\$1,000	\$0	\$0	\$0	0.00%	\$285	\$118	\$167	141.53%
46-Grants & Donations	\$81,200	\$7,141	\$12,770	(\$5,629)	-44.08%	\$220,053	\$166,497	\$53,556	32.17%
47-Misc. Income	\$0	\$45	\$0	\$45	0.00%	\$1,189	\$1,371	(\$182)	-13.24%
48-Interest Income	\$2,500	\$76	\$66	\$10	14.47%	\$475	\$4,431	(\$3,956)	-89.27%
49-Transfers In	\$0								
4-Revenues Total	\$1,531,908	\$38,794	\$47,498	(\$8,704)	-18.33%	\$1,853,083	\$1,415,174	\$437,909	30.94%
5-Expenses									
51-Salaries & Wages	(\$929,565)	(\$72,145)	(\$69,224)	(\$2,920)	-4.22%	(\$817,681)	(\$756,934)	(\$60,747)	-8.03%
52-Contractual Services	(\$280,288)	(\$8,789)	(\$6,238)	(\$2,551)	-40.89%	(\$223,985)	(\$206,997)	(\$16,988)	-8.21%
53-Supplies	(\$163,645)	(\$15,368)	(\$10,743)	(\$4,625)	-43.05%	(\$140,682)	(\$93,940)	(\$46,743)	-49.76%
54-Other Charges	(\$55,389)	(\$4,204)	(\$3,019)	(\$1,185)	-39.25%	(\$34,231)	(\$30,862)	(\$3,368)	-10.91%
57-Capital	(\$5,466)	\$0	\$0	\$0	0.00%	(\$4,099)	(\$8,794)	\$4,694	53.38%
59-Transfers Out	\$0								
5-Expenses Total	(\$1,434,352)	(\$100,505)	(\$89,224)	(\$11,281)	-12.64%	(\$1,220,678)	(\$1,097,527)	(\$123,152)	-11.22%
Cosley Zoo Total	\$97,556	(\$61,711)	(\$41,726)	(\$19,986)	-47.90%	\$632,404	\$317,647	\$314,757	99.09%
Foundation									
Concessions									
1-Concession Sales	\$40,000	\$3,396	\$1,966	\$1,431	72.77%	\$39,840	\$20,301	\$19,539	96.24%
2-Concession COGS	(\$20,000)	(\$898)	(\$773)	(\$125)	-16.20%	(\$14,318)	(\$8,311)	(\$6,007)	-72.28%
3-Concession Supplies	(\$1,700)	\$0	(\$707)	\$707	100.00%	(\$1,910)	(\$1,753)	(\$157)	-8.96%
Concessions Total	\$18,300	\$2,498	\$486	\$2,012	414.07%	\$23,612	\$10,237	\$13,375	130.65%
Gift Shop									
1-Gift Shop Sales	\$90,000	\$12,501	\$10,807	\$1,694	15.68%	\$183,273	\$72,635	\$110,638	152.32%
2-Gift Shop COGS	(\$45,000)	(\$1,529)	(\$1,529)	\$0	0.02%	(\$46,073)	(\$33,632)	(\$12,441)	-36.99%
Gift Shop Total	\$45,000	\$10,972	\$9,278	\$1,695	18.27%	\$137,200	\$39,003	\$98,198	251.77%
Concession & Gift Shop									
4-Concession & Gift Shop Wages	(\$65,000)	(\$3,440)	(\$4,540)	\$1,100	24.22%	(\$47,788)	(\$34,416)	(\$13,373)	-38.86%
Concession & Gift Shop Total	(\$65,000)	(\$3,440)	(\$4,540)	\$1,100	24.22%	(\$47,788)	(\$34,416)	(\$13,373)	-38.86%
Foundation Total	(\$1,700)	\$10,031	\$5,224	\$4,807	92.02%	\$113,024	\$14,824	\$98,200	662.44%
Grand Total	\$95,856	(\$51,681)	(\$36,502)	(\$15,179)	-41.58%	\$745,428	\$332,471	\$412,957	124.21%

Cash & Investments

Description	Current Month	Prior Month	Current Month, Prior Year
<i>Operating Funds</i>			
10-General	5,919,105	6,124,638	4,237,699
20-Recreation	8,570,742	8,689,066	5,955,989
21-Special Recreation	499,759	492,336	485,867
22-Cosley Zoo	1,777,888	1,786,195	1,267,857
23-Liability	545,689	586,939	470,264
24-Audit	14,313	14,225	23,526
25-FICA	499,313	533,412	606,311
26-IMRF	598,712	649,029	733,337
30-Debt Service	3,177,211	3,177,765	3,593,051
60-Golf Fund	6,264,622	6,349,614	4,703,504
70-Information Technology	125,994	147,908	183,355
75-Health Insurance	137,083	239,270	212,116
Total Operating Funds	28,130,430	28,790,396	22,472,874
<i>Capital Funds</i>			
40-Capital Projects	3,972,951	4,050,439	5,497,385
Total Capital Funds	3,972,951	4,050,439	5,497,385
Total District Funds	32,103,381	32,840,835	27,970,259

Fund Balance Target Analysis
November, 2021

	General 10	Recreation 20	Cosley 22	Insurance Liability 23	Audit 24	FICA 25	IMRF 26	Debt Service 30	Golf 60
Basis of Measurement:									
Budgeted expenditures less budget capital expenditures	3 to 4 months	> 2 months	3 to 6 month	3 to 6 month	3 to 6 month	3 to 6 month	3 to 6 month	Min. target is \$5K; Max. is budgeted expenditures	2 - 4 months
FY 2021 Budget Basis:									
Budgeted expenditures less budgeted capital expenditures	4,340,492	8,619,962	1,428,886	626,518	26,664	615,198	783,414	3,106,262	8,647,279
FY 2021 Targets									
Target Minimum	1,085,120	1,436,660	357,220	156,630	6,670	153,800	195,850	5,000	1,441,210
Target Maximum	2,170,250	2,873,320	714,440	313,260	13,330	307,600	391,710	3,106,262	2,882,430
Fund Balance as of November, 2021									
Fund Balance as of 12/31/2020	3,829,097	4,806,074	1,134,564	375,807	23,644	543,176	609,457		
Net Profit (Loss) YTD thru November, 2021	1,996,003	2,612,728	632,404	169,882	(9,331)	(52,578)	(75,416)		
Fund Balance as of November, 2021	5,825,100	7,418,803	1,766,968	545,689	14,313	490,599	534,040		
Cash & Investments 12/31/2020								787,786	2,768,562
Cash & Investments November, 2021								3,177,211	6,264,622
Analysis Results	Over Maximum Target by	Over Maximum Target by	Over Maximum Target by	Over Maximum Target by	Over Maximum Target by	Over Maximum Target by	Over Maximum Target by	Over Maximum Target by	Over Maximum Target by
Variances									
Amount over maximum or (under minimum)	3,654,850	4,545,483	1,052,528	232,429	983	182,999	142,330	70,949	3,382,192

All Funds

Investment Report

Description	Current Balance	Prior Month Balance	Prior Year Balance
1110-Certificates of Deposit			
10-General	998,300	998,300	999,200
20-Recreation	499,600	499,600	499,800
21-Special Recreation	0	0	0
22-Cosley Zoo	0	0	0
23-Liability	0	0	0
24-Audit	0	0	0
25-FICA	0	0	0
26-IMRF	0	0	0
30-Debt Service	0	0	0
40-Capital Projects	998,400	998,400	999,200
60-Golf Fund	499,200	499,200	499,100
75-Health Insurance	0	0	0
Total Certificates of Deposit	2,995,500	2,995,500	2,997,300
1120-Treasuries			
10-General	0	0	0
20-Recreation	0	0	0
23-Liability	0	0	0
24-Audit	0	0	0
30-Debt Service	0	0	0
40-Capital Projects	0	0	0
60-Golf Fund	0	0	0
Total Treasuries	0	0	0
1122-Agencies			
10-General	0	0	0
20-Recreation	0	0	0
23-Liability	0	0	0
24-Audit	0	0	0
30-Debt Service	0	0	0
40-Capital Projects	0	0	0
60-Golf Fund	0	0	0
Total Agencies	0	0	0
Total Investments	2,995,500	2,995,500	2,997,300

General Fund

Balance Sheet

Description	Current Balance	Prior Month Balance	Prior Year Balance
Assets			
10-Cash & Cash Equivalents	4,920,805	5,126,338	3,238,499
11-Investments	998,300	998,300	999,200
12-Receivables	4,783,675	4,780,321	4,383,580
13-Interfund Receivables	0	0	0
14-Inventory	4,017	3,765	3,947
16-Prepaid/Deposits/Escrows	440	0	2,689
Total Assets	10,707,237	10,908,723	8,627,915
Liabilities			
20-ST Payables	(3,687)	(11,869)	(949)
21-Payroll Payables	(51,479)	(52,917)	(56,117)
22-Accruals	(34,192)	(34,192)	0
23-Interfund Payables	0	0	0
24-Unearned Revenues	(4,789,095)	(4,789,095)	(4,333,876)
25-Deposits/Uncashed/Stale Dated	(3,683)	(3,694)	(8,313)
29-Deferred Inflows	0	0	(77,680)
Total Liabilities	(4,882,137)	(4,891,768)	(4,476,936)
30-Fund Balance	(5,825,100)	(6,016,956)	(4,150,979)
Liabilities and Fund Balance	(10,707,237)	(10,908,723)	(8,627,915)

Recreation Fund

Balance Sheet

Description	Current Balance	Prior Month Balance	Prior Year Balance
Assets			
10-Cash & Cash Equivalents	8,071,142	8,189,466	5,456,189
11-Investments	499,600	499,600	499,800
12-Receivables	4,786,991	4,818,822	4,219,264
13-Interfund Receivables	0	0	0
14-Inventory	0	0	0
16-Prepaid/Deposits/Escrows	3,263	0	14,218
Total Assets	13,360,996	13,507,888	10,189,471
Liabilities			
20-ST Payables	(377,485)	(370,935)	(348,274)
22-Accruals	(41,685)	(41,685)	0
24-Unearned Revenues	(5,498,514)	(5,608,728)	(4,664,418)
25-Deposits/Uncashed/Stale Dated	(24,510)	(21,099)	(2,500)
Total Liabilities	(5,942,193)	(6,042,446)	(5,015,192)
30-Fund Balance	(7,418,803)	(7,465,442)	(5,174,279)
Liabilities and Fund Balance	(13,360,996)	(13,507,888)	(10,189,471)

Zoo Fund

Balance Sheet

Description	Current Balance	Prior Month Balance	Prior Year Balance
Assets			
10-Cash & Cash Equivalents	1,777,888	1,786,195	1,267,857
11-Investments	0	0	0
12-Receiveables	1,030,789	1,087,840	1,030,104
13-Interfund Receivables	0	0	0
14-Inventory	0	0	0
16-Prepaid/Deposits/Escrows	2,193	0	2,193
Total Assets	2,810,870	2,874,036	2,300,154
Liabilities			
20-ST Payables	(1,760)	(1,760)	(1,250)
22-Accruals	(13,553)	(13,553)	0
24-Unearned Revenues	(1,028,589)	(1,030,043)	(1,030,123)
Total Liabilities	(1,043,902)	(1,045,356)	(1,031,373)
30-Fund Balance	(1,766,968)	(1,828,679)	(1,268,781)
Liabilities and Fund Balance	(2,810,870)	(2,874,036)	(2,300,154)

Debt Service Fund

Balance Sheet

Description	Current Balance	Prior Month Balance	Prior Year Balance
Assets			
10-Cash & Cash Equivalents	3,177,211	3,177,765	3,593,051
11-Investments	0	0	0
12-Receivables	4,316,676	4,316,676	4,231,515
13-Interfund Receivables	0	0	0
14-Inventory	0	0	0
15-Other Receivables	0	0	0
16-Prepaid/Deposits/Escrows	0	0	0
17-Other Assets	0	0	0
19-Capital Assets	0	0	0
Total Assets	7,493,887	7,494,441	7,824,566
Liabilities			
20-ST Payables	0	0	(1,816,782)
21-Payroll Payables	0	0	0
22-Accruals	0	0	0
23-Interfund Payables	0	0	0
24-Unearned Revenues	(4,316,676)	(4,316,676)	(4,227,400)
25-Escheats and Facility Deposits	0	0	0
26-Long Term-Debt	0	0	0
27-LT Vacation Accruals	0	0	0
Total Liabilities	(4,316,676)	(4,316,676)	(6,044,182)
30-Fund Balance	(3,177,211)	(3,177,765)	(1,780,384)
Liabilities and Fund Balance	(7,493,887)	(7,494,441)	(7,824,566)

Capital Projects Fund

Balance Sheet

Description	Current Balance	Prior Month Balance	Prior Year Balance
Assets			
10-Cash & Cash Equivalents	2,974,551	3,052,039	4,498,185
11-Investments	998,400	998,400	999,200
12-Receivables	225,545	281,607	280,202
13-Interfund Receivables	0	0	0
14-Inventory	0	0	0
15-Other Receivables	0	0	0
16-Prepaid/Deposits/Escrows	0	0	0
17-Other Assets	0	0	0
19-Capital Assets	0	0	0
Total Assets	4,198,496	4,332,046	5,777,587
Liabilities			
20-ST Payables	0	0	(384,205)
21-Payroll Payables	0	0	0
22-Accruals	(2,471)	(2,471)	0
23-Interfund Payables	0	0	0
24-Unearned Revenues	(100,005)	(100,005)	(152,213)
25-Escheats and Facility Deposits	0	0	0
26-Long Term-Debt	0	0	0
27-LT Vacation Accruals	0	0	0
Total Liabilities	(102,476)	(102,476)	(536,418)
30-Fund Balance	(4,096,020)	(4,229,570)	(5,241,168)
Liabilities and Fund Balance	(4,198,496)	(4,332,046)	(5,777,587)

Arrowhead Golf Club Fund

Balance Sheet

Description	Current Balance	Prior Month Balance	Prior Year Balance
Assets			
10-Cash & Cash Equivalents	5,765,422	5,850,414	4,204,404
11-Investments	499,200	499,200	499,100
12-Receivables	1,760,782	1,767,427	1,798,835
13-Interfund Receivables	0	0	0
14-Inventory	92,262	96,694	91,908
15-Other Receivables	23,000	23,000	23,000
16-Prepaid/Deposits/Escrows	2,073	1,573	4,806
17-Other Assets	20,184	20,184	3,833
19-Capital Assets	17,514,903	17,514,903	17,775,079
Total Assets	25,677,826	25,773,395	24,400,966
Liabilities			
20-ST Payables	(1,745,723)	(1,754,429)	(1,651,856)
21-Payroll Payables	(1,052)	(1,052)	(13,302)
22-Accruals	(68,413)	(68,413)	(80,805)
23-Interfund Payables	0	0	0
24-Unearned Revenues	(67)	(67)	(67)
25-Deposits/Uncashed/Stale Dated	(306,012)	(304,429)	(334,748)
26-Long-Term Debt	(1,024,340)	(1,024,340)	(2,549,717)
27-LT Vacation Accruals	(62,882)	(62,882)	(84,480)
29-Deferred Inflows	(239,047)	(239,047)	(193,913)
Total Liabilities	(3,447,535)	(3,454,658)	(4,908,889)
30-Fund Balance	(22,230,291)	(22,318,737)	(19,492,077)
Liabilities and Fund Balance	(25,677,826)	(25,773,395)	(24,400,966)

Information Technology

Balance Sheet

Description	Current Balance	Prior Month Balance	Prior Year Balance
Assets			
10-Cash & Cash Equivalents	125,994	147,908	183,355
11-Investments	0	0	0
12-Receivables	0	0	0
13-Interfund Receivables	0	0	0
14-Inventory	0	0	0
15-Other Receivables	0	0	0
16-Prepaid/Deposits/Escrows	0	0	506
17-Other Assets	0	0	0
19-Capital Assets	8,638	8,638	11,106
Total Assets	134,632	156,545	194,967
Liabilities			
20-ST Payables	0	0	0
21-Payroll Payables	0	0	0
22-Accruals	0	0	0
23-Interfund Payables	0	0	0
24-Unearned Revenues	0	0	0
25-Escheats and Facility Deposits	0	0	0
26-Long Term-Debt	0	0	0
27-LT Vacation Accruals	0	0	0
Total Liabilities	0	0	0
30-Fund Balance	(134,632)	(156,545)	(194,967)
Liabilities and Fund Balance	(134,632)	(156,545)	(194,967)

Health Insurance Fund

Balance Sheet

Description	Current Balance	Prior Month Balance	Prior Year Balance
Assets			
10-Cash & Cash Equivalents	137,083	239,270	212,116
11-Investments	0	0	0
12-Receivables	577	313	2,988
13-Interfund Receivables	0	0	0
14-Inventory	0	0	0
15-Other Receivables	0	0	0
16-Prepaid/Deposits/Escrows	0	0	0
17-Other Assets	0	0	0
19-Capital Assets	0	0	0
Total Assets	137,660	239,583	215,103
Liabilities			
20-ST Payables	0	0	0
21-Payroll Payables	(25)	1,287	(27)
22-Accruals	0	0	0
23-Interfund Payables	0	0	0
24-Unearned Revenues	0	0	0
25-Escheats and Facility Deposits	0	0	0
26-Long Term-Debt	0	0	0
27-LT Vacation Accruals	0	0	0
Total Liabilities	(25)	1,287	(27)
30-Fund Balance	(137,635)	(240,870)	(215,077)
Liabilities and Fund Balance	(137,660)	(239,583)	(215,103)

Row Labels	Full Year Budget	Sum of CY Month	Sum of LY Month	Month Variance	% Month Variance	Sum of Curr YTD	Sum of LY YTD	YTD Variance	% YTD Variance
10-General									
4-Revenues									
41-Taxes	\$4,751,516	\$40,877	\$43,239	(\$2,362)	-5.46%	\$4,750,228	\$4,235,962	\$514,267	12.14%
42-Charges for Services	\$375,020	\$3,166	\$133	\$3,033	2280.29%	\$273,177	\$20,422	\$252,756	1237.66%
43-Debt Proceeds	\$0								
44-Rentals	\$84,667	\$75	\$150	(\$75)	-50.00%	\$55,036	\$81,692	(\$26,656)	-32.63%
45-Product Sales	\$150,299	\$87	\$367	(\$281)	-76.44%	\$46,714	\$1,597	\$45,117	2825.13%
46-Grants & Donations	\$141,832	\$1,630	\$16,851	(\$15,221)	-90.33%	\$130,836	\$141,100	(\$10,263)	-7.27%
47-Misc. Income	\$5,913	\$2,390	\$401	\$1,989	495.95%	\$11,456	\$149,092	(\$137,636)	-92.32%
48-Interest Income	\$15,000	\$342	\$320	\$23	7.06%	\$2,390	\$31,660	(\$29,271)	-92.45%
49-Transfers In	\$0								
4-Revenues Total	\$5,524,246	\$48,567	\$61,461	(\$12,894)	-20.98%	\$5,269,838	\$4,661,525	\$608,313	13.05%
5-Expenses									
51-Salaries & Wages	(\$2,389,948)	(\$157,806)	(\$161,727)	\$3,921	2.42%	(\$1,904,319)	(\$1,838,695)	(\$65,624)	-3.57%
52-Contractual Services	(\$1,220,127)	(\$47,889)	(\$41,326)	(\$6,563)	-15.88%	(\$880,819)	(\$667,268)	(\$213,552)	-32.00%
53-Supplies	(\$518,779)	(\$27,781)	(\$12,193)	(\$15,588)	-127.84%	(\$345,298)	(\$239,313)	(\$105,985)	-44.29%
54-Other Charges	(\$211,638)	(\$6,947)	(\$2,478)	(\$4,469)	-180.36%	(\$67,611)	(\$71,111)	\$3,500	4.92%
57-Capital	(\$295,397)	\$0	\$0	\$0	0.00%	(\$75,788)	(\$71,131)	(\$4,656)	-6.55%
59-Transfers Out	\$0	\$0	\$0	\$0	0.00%	\$0	\$0	\$0	0.00%
5-Expenses Total	(\$4,635,889)	(\$240,423)	(\$217,724)	(\$22,699)	-10.43%	(\$3,273,835)	(\$2,887,517)	(\$386,318)	-13.38%
10-General Total	\$888,358	(\$191,856)	(\$156,262)	(\$35,593)	-22.78%	\$1,996,003	\$1,774,008	\$221,996	12.51%
20-Recreation									
4-Revenues									
41-Taxes	\$4,699,344	\$40,439	\$42,708	(\$2,269)	-5.31%	\$4,699,342	\$4,183,941	\$515,401	12.32%
42-Charges for Services	\$4,427,127	\$326,022	\$123,174	\$202,848	164.68%	\$3,610,023	\$1,504,702	\$2,105,321	139.92%
44-Rentals	\$214,927	\$15,110	\$2,702	\$12,407	459.19%	\$134,020	\$67,144	\$66,876	99.60%
45-Product Sales	\$182,172	\$111	\$34	\$77	226.38%	\$120,499	\$6,458	\$114,040	1765.88%
46-Grants & Donations	\$17,218	\$10	\$11,062	(\$11,053)	-99.91%	\$363	\$26,546	(\$26,183)	-98.63%
47-Misc. Income	\$25,002	\$575	\$20	\$554	2772.20%	\$24,610	\$4,120	\$20,490	497.32%
48-Interest Income	\$20,000	\$356	\$16,941	(\$16,585)	-97.90%	\$2,135	\$46,944	(\$44,809)	-95.45%
49-Transfers In	\$90,000								
4-Revenues Total	\$9,675,791	\$382,624	\$196,643	\$185,980	94.58%	\$8,590,992	\$5,839,856	\$2,751,135	47.11%
5-Expenses									
51-Salaries & Wages	(\$4,537,891)	(\$250,157)	(\$221,563)	(\$28,594)	-12.91%	(\$3,410,102)	(\$2,744,592)	(\$665,511)	-24.25%
52-Contractual Services	(\$3,039,395)	(\$116,124)	(\$91,684)	(\$24,440)	-26.66%	(\$1,981,352)	(\$1,452,110)	(\$529,242)	-36.45%
53-Supplies	(\$819,284)	(\$51,110)	(\$16,398)	(\$34,713)	-211.69%	(\$465,715)	(\$316,285)	(\$149,430)	-47.25%
54-Other Charges	(\$223,392)	(\$11,872)	(\$1,007)	(\$10,865)	-1078.97%	(\$104,545)	(\$71,023)	(\$33,522)	-47.20%
57-Capital	(\$22,227)	\$0	\$0	\$0	0.00%	(\$16,549)	(\$35,627)	\$19,078	53.55%
59-Transfers Out	\$0	\$0	\$0	\$0	0.00%	\$0	\$0	\$0	0.00%
5-Expenses Total	(\$8,642,189)	(\$429,263)	(\$330,651)	(\$98,612)	-29.82%	(\$5,978,263)	(\$4,619,636)	(\$1,358,627)	-29.41%
20-Recreation Total	\$1,033,602	(\$46,640)	(\$134,008)	\$87,369	65.20%	\$2,612,728	\$1,220,220	\$1,392,508	114.12%
22-Cosley Zoo									
4-Revenues									
41-Taxes	\$1,013,622	\$8,736	\$10,317	(\$1,581)	-15.32%	\$1,015,180	\$1,010,686	\$4,494	0.44%
42-Charges for Services	\$391,086	\$21,369	\$24,345	(\$2,976)	-12.22%	\$583,393	\$223,048	\$360,344	161.55%
44-Rentals	\$42,500	\$1,428	\$0	\$1,428	0.00%	\$32,507	\$9,023	\$23,485	260.28%
45-Product Sales	\$1,000	\$0	\$0	\$0	0.00%	\$285	\$118	\$167	141.53%
46-Grants & Donations	\$81,200	\$7,141	\$12,770	(\$5,629)	-44.08%	\$220,053	\$166,497	\$53,556	32.17%
47-Misc. Income	\$0	\$45	\$0	\$45	0.00%	\$1,189	\$1,371	(\$182)	-13.24%
48-Interest Income	\$2,500	\$76	\$66	\$10	14.47%	\$475	\$4,431	(\$3,956)	-89.27%
49-Transfers In	\$0								
4-Revenues Total	\$1,531,908	\$38,794	\$47,498	(\$8,704)	-18.33%	\$1,853,083	\$1,415,174	\$437,909	30.94%
5-Expenses									
51-Salaries & Wages	(\$929,565)	(\$72,145)	(\$69,224)	(\$2,920)	-4.22%	(\$817,681)	(\$756,934)	(\$60,747)	-8.03%
52-Contractual Services	(\$280,288)	(\$8,789)	(\$6,238)	(\$2,551)	-40.89%	(\$223,985)	(\$206,997)	(\$16,988)	-8.21%
53-Supplies	(\$163,645)	(\$15,368)	(\$10,743)	(\$4,625)	-43.05%	(\$140,682)	(\$93,940)	(\$46,743)	-49.76%
54-Other Charges	(\$55,389)	(\$4,204)	(\$3,019)	(\$1,185)	-39.25%	(\$34,231)	(\$30,862)	(\$3,368)	-10.91%
57-Capital	(\$5,466)	\$0	\$0	\$0	0.00%	(\$4,099)	(\$8,794)	\$4,694	53.38%

Operating Statements for the Major and Internal Service Funds

Page 16 of 26

Row Labels	Full Year Budget	Sum of CY Month	Sum of LY Month	Month Variance	% Month Variance	Sum of Curr YTD	Sum of LY YTD	YTD Variance	% YTD Variance
59-Transfers Out	\$0								
5-Expenses Total	(\$1,434,352)	(\$100,505)	(\$89,224)	(\$11,281)	-12.64%	(\$1,220,678)	(\$1,097,527)	(\$123,152)	-11.22%
22-Cosley Zoo Total	\$97,556	(\$61,711)	(\$41,726)	(\$19,986)	-47.90%	\$632,404	\$317,647	\$314,757	99.09%
30-Debt Service									
4-Revenues									
41-Taxes	\$4,316,677	\$0	\$0	\$0	0.00%	\$4,316,676	\$4,257,503	\$59,173	1.39%
43-Debt Proceeds	\$0								
46-Grants & Donations	\$0								
47-Misc. Income	\$0	\$0	\$0	\$0	0.00%	\$3,915	\$9	\$3,906	43395.89%
48-Interest Income	\$4,000	\$94	\$212	(\$119)	-55.91%	\$558	\$12,771	(\$12,214)	-95.64%
49-Transfers In	\$108,950	\$0	\$0	\$0	0.00%	\$108,950	\$117,325	(\$8,375)	-7.14%
4-Revenues Total	\$4,429,627	\$94	\$212	(\$119)	-55.91%	\$4,430,099	\$4,387,608	\$42,490	0.97%
5-Expenses									
52-Contractual Services	(\$3,106,262)	(\$647)	(\$44,392)	\$43,745	98.54%	(\$223,892)	(\$293,737)	\$69,845	23.78%
54-Other Charges	\$0								
57-Capital	\$0								
59-Transfers Out	(\$1,343,187)	\$0	(\$1,347,757)	\$1,347,757	100.00%	\$0	(\$1,347,757)	\$1,347,757	100.00%
5-Expenses Total	(\$4,449,449)	(\$647)	(\$1,392,149)	\$1,391,502	99.95%	(\$223,892)	(\$1,641,494)	\$1,417,602	86.36%
30-Debt Service Total	(\$19,822)	(\$554)	(\$1,391,937)	\$1,391,383	99.96%	\$4,206,207	\$2,746,115	\$1,460,092	53.17%
40-Capital Projects									
4-Revenues									
41-Taxes	\$0								
42-Charges for Services	\$0								
43-Debt Proceeds	\$0								
44-Rentals	\$42,885	\$0	\$0	\$0	0.00%	\$32,024	\$44,024	(\$12,000)	-27.26%
45-Product Sales	\$12,800	\$2,400	\$800	\$1,600	200.00%	\$28,800	\$16,345	\$12,455	76.20%
46-Grants & Donations	\$84,000	\$0	\$0	\$0	0.00%	\$87,000	\$84,000	\$3,000	3.57%
47-Misc. Income	\$376	\$160	\$0	\$160	0.00%	\$10,254	(\$3,385)	\$13,639	402.93%
48-Interest Income	\$25,000	\$46	\$13,305	(\$13,259)	-99.66%	\$1,296	\$59,964	(\$58,668)	-97.84%
49-Transfers In	\$1,343,187	\$0	\$1,347,757	(\$1,347,757)	-100.00%	\$0	\$1,347,757	(\$1,347,757)	-100.00%
4-Revenues Total	\$1,508,248	\$2,606	\$1,361,862	(\$1,359,256)	-99.81%	\$159,374	\$1,548,705	(\$1,389,331)	-89.71%
5-Expenses									
51-Salaries & Wages	(\$176,629)	(\$13,019)	(\$12,888)	(\$131)	-1.01%	(\$149,746)	(\$141,642)	(\$8,104)	-5.72%
52-Contractual Services	(\$290,173)	(\$5,057)	(\$3,739)	(\$1,319)	-35.27%	(\$114,977)	(\$88,642)	(\$26,335)	-29.71%
53-Supplies	(\$264,290)	(\$10,204)	(\$11,706)	\$1,502	12.83%	(\$115,936)	(\$108,046)	(\$7,890)	-7.30%
54-Other Charges	(\$5,250)	\$0	\$0	\$0	0.00%	(\$3,453)	(\$2,789)	(\$665)	-23.83%
57-Capital	(\$1,371,440)	(\$107,876)	(\$19,169)	(\$88,707)	-462.76%	(\$822,328)	(\$3,010,882)	\$2,188,553	72.69%
59-Transfers Out	(\$108,950)	\$0	\$0	\$0	0.00%	(\$108,950)	(\$117,325)	\$8,375	7.14%
5-Expenses Total	(\$2,216,731)	(\$136,156)	(\$47,502)	(\$88,654)	-186.63%	(\$1,315,390)	(\$3,469,326)	\$2,153,935	62.09%
40-Capital Projects Total	(\$708,483)	(\$133,550)	\$1,314,360	(\$1,447,910)	-110.16%	(\$1,156,016)	(\$1,920,620)	\$764,604	39.81%
60-Golf Fund									
4-Revenues									
41-Taxes	\$1,745,839	\$0	\$0	\$0	0.00%	\$1,745,839	\$1,744,038	\$1,801	0.10%
42-Charges for Services	\$2,007,370	\$56,259	\$107,760	(\$51,501)	-47.79%	\$2,747,960	\$2,026,570	\$721,389	35.60%
44-Rentals	\$409,410	\$12,926	\$33,786	(\$20,859)	-61.74%	\$617,130	\$497,453	\$119,677	24.06%
45-Product Sales	\$3,872,189	\$239,478	\$87,617	\$151,861	173.32%	\$3,790,325	\$2,046,306	\$1,744,019	85.23%
46-Grants & Donations	\$0	\$0	\$38,232	(\$38,232)	-100.00%	\$0	\$38,232	(\$38,232)	-100.00%
47-Misc. Income	\$23,500	\$7,451	\$363	\$7,088	1952.64%	\$93,841	\$13,705	\$80,136	584.72%
48-Interest Income	\$15,000	\$106	\$14,262	(\$14,156)	-99.26%	\$1,348	\$53,235	(\$51,887)	-97.47%
49-Transfers In	\$0								
4-Revenues Total	\$8,073,308	\$316,220	\$282,018	\$34,201	12.13%	\$8,996,443	\$6,419,540	\$2,576,903	40.14%
5-Expenses									
51-Salaries & Wages	(\$3,279,135)	(\$221,859)	(\$171,871)	(\$49,987)	-29.08%	(\$2,458,317)	(\$2,280,580)	(\$177,737)	-7.79%
52-Contractual Services	(\$3,330,957)	(\$67,774)	(\$59,076)	(\$8,698)	-14.72%	(\$1,205,130)	(\$1,151,190)	(\$53,940)	-4.69%
53-Supplies	(\$1,786,512)	(\$104,429)	(\$64,782)	(\$39,647)	-61.20%	(\$1,506,459)	(\$1,051,013)	(\$455,446)	-43.33%
54-Other Charges	(\$250,675)	(\$10,273)	(\$4,293)	(\$5,979)	-139.28%	(\$111,753)	(\$120,124)	\$8,370	6.97%
57-Capital	(\$11,660)	(\$330)	(\$152,455)	\$152,125	99.78%	(\$94,461)	(\$273,279)	\$178,818	65.43%
59-Transfers Out	\$0	\$0	\$0	\$0	0.00%	\$0	\$0	\$0	0.00%

Row Labels	Full Year Budget	Sum of CY Month	Sum of LY Month	Month Variance	% Month Variance	Sum of Curr YTD	Sum of LY YTD	YTD Variance	% YTD Variance
5-Expenses Total	(\$8,658,939)	(\$404,665)	(\$452,478)	\$47,813	10.57%	(\$5,376,120)	(\$4,876,185)	(\$499,935)	-10.25%
60-Golf Fund Total	(\$585,631)	(\$88,445)	(\$170,459)	\$82,014	48.11%	\$3,620,323	\$1,543,355	\$2,076,968	134.57%
70-Information Technology									
4-Revenues									
42-Charges for Services	\$516,839	\$0	\$0	\$0	0.00%	\$387,629	\$504,998	(\$117,369)	-23.24%
43-Debt Proceeds	\$0								
47-Misc. Income	\$33	\$0	\$0	\$0	0.00%	\$33	\$43	(\$11)	-24.58%
48-Interest Income	\$0								
49-Transfers In	\$0								
4-Revenues Total	\$516,872	\$0	\$0	\$0	0.00%	\$387,662	\$505,042	(\$117,380)	-23.24%
5-Expenses									
52-Contractual Services	(\$392,722)	(\$17,467)	(\$21,879)	\$4,412	20.16%	(\$252,179)	(\$293,678)	\$41,499	14.13%
53-Supplies	(\$68,606)	(\$4,446)	\$0	(\$4,446)	0.00%	(\$28,708)	(\$46,472)	\$17,764	38.23%
57-Capital	(\$55,750)	\$0	\$0	\$0	0.00%	\$0	\$0	\$0	0.00%
5-Expenses Total	(\$517,078)	(\$21,914)	(\$21,879)	(\$35)	-0.16%	(\$280,887)	(\$340,150)	\$59,263	17.42%
70-Information Technology Total	(\$207)	(\$21,914)	(\$21,879)	(\$35)	-0.16%	\$106,775	\$164,892	(\$58,117)	-35.25%
75-Health Insurance									
4-Revenues									
42-Charges for Services	\$1,292,476	\$0	(\$153)	\$153	99.81%	\$967,726	\$1,034,812	(\$67,086)	-6.48%
47-Misc. Income	\$110,963	\$9,038	\$8,479	\$558	6.58%	\$101,375	\$98,244	\$3,131	3.19%
48-Interest Income	\$1,750	\$0	\$0	\$0	0.00%	\$0	\$1	(\$1)	-126.00%
49-Transfers In	\$0								
4-Revenues Total	\$1,405,189	\$9,038	\$8,327	\$711	8.54%	\$1,069,101	\$1,133,057	(\$63,956)	-5.64%
5-Expenses									
52-Contractual Services	(\$1,405,144)	(\$112,273)	(\$48,618)	(\$63,655)	-130.93%	(\$1,208,902)	(\$1,196,221)	(\$12,681)	-1.06%
5-Expenses Total	(\$1,405,144)	(\$112,273)	(\$48,618)	(\$63,655)	-130.93%	(\$1,208,902)	(\$1,196,221)	(\$12,681)	-1.06%
75-Health Insurance Total	\$45	(\$103,235)	(\$40,291)	(\$62,944)	-156.22%	(\$139,802)	(\$63,165)	(\$76,637)	-121.33%
Grand Total	\$705,419	(\$647,904)	(\$642,202)	(\$5,703)	-0.89%	\$11,878,623	\$5,782,452	\$6,096,171	105.43%

Major Operating Funds by Department

Page 18 of 26

Row Labels	Full Year Budget	Sum of CY Month	Sum of LY Month	Month Variance	% Month Variance	Sum of Curr YTD	Sum of LY YTD	YTD Variance	% YTD Variance
10-General									
000-Administration									
4-Revenues									
41-Taxes	\$2,375,758	\$20,439	\$21,620	(\$1,181)	-5.46%	\$2,375,122	\$2,118,165	\$256,958	12.13%
42-Charges for Services	\$339,701	\$638	\$87	\$550	632.53%	\$243,894	\$14,708	\$229,186	1558.24%
43-Debt Proceeds	\$0								
44-Rentals	\$79,667	\$0	\$0	\$0	0.00%	\$50,000	\$79,667	(\$29,667)	-37.24%
45-Product Sales	\$149,099	\$0	\$0	\$0	0.00%	\$46,199	\$708	\$45,491	6425.32%
46-Grants & Donations	\$1,832	\$0	\$16,788	(\$16,788)	-100.00%	\$597	\$16,798	(\$16,201)	-96.44%
47-Misc. Income	\$750	\$324	\$0	\$324	0.00%	\$3,687	\$58,696	(\$55,009)	-93.72%
48-Interest Income	\$15,000	\$342	\$320	\$23	7.06%	\$2,390	\$31,660	(\$29,271)	-92.45%
49-Transfers In	\$0								
4-Revenues Total	\$2,961,806	\$21,742	\$38,814	(\$17,072)	-43.98%	\$2,721,889	\$2,320,401	\$401,488	17.30%
5-Expenses									
51-Salaries & Wages	(\$720,095)	(\$49,042)	(\$44,380)	(\$4,662)	-10.50%	(\$607,976)	(\$532,147)	(\$75,830)	-14.25%
52-Contractual Services	(\$616,421)	(\$15,800)	(\$14,968)	(\$832)	-5.56%	(\$451,442)	(\$261,510)	(\$189,932)	-72.63%
53-Supplies	(\$153,608)	(\$1,587)	(\$130)	(\$1,457)	-1120.78%	(\$95,782)	(\$20,811)	(\$74,971)	-360.25%
54-Other Charges	(\$191,183)	(\$6,336)	(\$2,137)	(\$4,199)	-196.48%	(\$62,894)	(\$61,003)	(\$1,891)	-3.10%
57-Capital	(\$9,109)	\$0	\$0	\$0	0.00%	(\$6,832)	(\$12,641)	\$5,809	45.95%
59-Transfers Out	\$0	\$0	\$0	\$0	0.00%	\$0	\$0	\$0	0.00%
5-Expenses Total	(\$1,690,418)	(\$72,765)	(\$61,615)	(\$11,149)	-18.10%	(\$1,224,927)	(\$888,113)	(\$336,815)	-37.92%
000-Administration Total	\$1,271,388	(\$51,022)	(\$22,801)	(\$28,221)	-123.77%	\$1,496,962	\$1,432,288	\$64,674	4.52%
101-Parks Maintenance									
4-Revenues									
41-Taxes	\$2,375,758	\$20,439	\$21,620	(\$1,181)	-5.46%	\$2,375,106	\$2,117,797	\$257,309	12.15%
42-Charges for Services	\$4,810	\$2,024	\$0	\$2,024	0.00%	\$5,154	\$0	\$5,154	0.00%
46-Grants & Donations	\$0	\$1,000	\$0	\$1,000	0.00%	\$1,000	\$0	\$1,000	0.00%
47-Misc. Income	\$5,163	\$2,066	\$401	\$1,665	415.21%	\$7,378	\$90,397	(\$83,018)	-91.84%
49-Transfers In	\$0								
4-Revenues Total	\$2,385,731	\$25,528	\$22,021	\$3,508	15.93%	\$2,388,639	\$2,208,194	\$180,445	8.17%
5-Expenses									
51-Salaries & Wages	(\$1,557,603)	(\$100,672)	(\$110,180)	\$9,508	8.63%	(\$1,208,739)	(\$1,220,153)	\$11,414	0.94%
52-Contractual Services	(\$537,223)	(\$29,351)	(\$25,885)	(\$3,466)	-13.39%	(\$380,713)	(\$366,582)	(\$14,131)	-3.85%
53-Supplies	(\$357,226)	(\$25,968)	(\$11,716)	(\$14,253)	-121.65%	(\$244,981)	(\$214,971)	(\$30,010)	-13.96%
54-Other Charges	(\$15,150)	(\$350)	(\$341)	(\$9)	-2.62%	(\$3,128)	(\$8,400)	\$5,272	62.76%
57-Capital	(\$284,466)	\$0	\$0	\$0	0.00%	(\$67,589)	(\$55,742)	(\$11,847)	-21.25%
59-Transfers Out	\$0								
5-Expenses Total	(\$2,751,668)	(\$156,341)	(\$148,122)	(\$8,219)	-5.55%	(\$1,905,151)	(\$1,865,849)	(\$39,302)	-2.11%
101-Parks Maintenance Total	(\$365,937)	(\$130,813)	(\$126,102)	(\$4,711)	-3.74%	\$483,488	\$342,345	\$141,142	41.23%
430-Historical Museum									
4-Revenues									
42-Charges for Services	\$30,509	\$505	\$46	\$459	997.80%	\$24,129	\$5,714	\$18,415	322.29%
44-Rentals	\$5,000	\$75	\$150	(\$75)	-50.00%	\$5,036	\$2,025	\$3,011	148.68%
45-Product Sales	\$1,200	\$87	\$367	(\$281)	-76.44%	\$515	\$889	(\$374)	-42.06%
46-Grants & Donations	\$140,000	\$630	\$63	\$567	899.21%	\$129,239	\$124,302	\$4,937	3.97%
47-Misc. Income	\$0	\$0	\$0	\$0	0.00%	\$391	\$0	\$391	0.00%
4-Revenues Total	\$176,709	\$1,297	\$627	\$670	106.85%	\$159,310	\$132,930	\$26,380	19.85%
5-Expenses									
51-Salaries & Wages	(\$112,250)	(\$8,093)	(\$7,167)	(\$926)	-12.92%	(\$87,604)	(\$86,395)	(\$1,209)	-1.40%
52-Contractual Services	(\$66,482)	(\$2,738)	(\$472)	(\$2,266)	-479.98%	(\$48,664)	(\$39,175)	(\$9,489)	-24.22%
53-Supplies	(\$7,945)	(\$225)	(\$347)	\$122	35.14%	(\$4,534)	(\$3,530)	(\$1,004)	-28.44%
54-Other Charges	(\$5,305)	(\$262)	\$0	(\$262)	0.00%	(\$1,589)	(\$1,708)	\$119	6.96%
57-Capital	(\$1,822)	\$0	\$0	\$0	0.00%	(\$1,366)	(\$2,748)	\$1,382	50.28%
5-Expenses Total	(\$193,803)	(\$11,317)	(\$7,986)	(\$3,331)	-41.71%	(\$143,757)	(\$133,556)	(\$10,201)	-7.64%
430-Historical Museum Total	(\$17,094)	(\$10,020)	(\$7,360)	(\$2,661)	-36.15%	\$15,553	(\$626)	\$16,180	2584.62%
10-General Total	\$888,358	(\$191,856)	(\$156,262)	(\$35,593)	-22.78%	\$1,996,003	\$1,774,008	\$221,996	12.51%
20-Recreation									
000-Administration									
4-Revenues									
41-Taxes	\$4,699,344	\$40,439	\$42,708	(\$2,269)	-5.31%	\$4,699,342	\$4,183,941	\$515,401	12.32%
42-Charges for Services	\$112,061	\$0	\$0	\$0	0.00%	\$28,525	\$13,499	\$15,026	111.31%
44-Rentals	\$26,680	\$7,170	\$2,225	\$4,945	222.25%	\$35,276	\$20,608	\$14,668	71.18%

Page 19 of 26

Row Labels	Full Year Budget	Sum of CY Month	Sum of LY Month	Month Variance	% Month Variance	Sum of Curr YTD	Sum of LY YTD	YTD Variance	% YTD Variance
45-Product Sales	\$57,021	\$0	\$0	\$0	0.00%	\$0	\$17	(\$17)	-98.06%
46-Grants & Donations	\$17,218	\$10	\$11,062	(\$11,053)	-99.91%	\$337	\$26,351	(\$26,014)	-98.72%
47-Misc. Income	\$4,702	\$575	\$20	\$554	2772.20%	\$9,903	\$3,813	\$6,090	159.73%
48-Interest Income	\$20,000	\$356	\$16,941	(\$16,585)	-97.90%	\$2,135	\$46,944	(\$44,809)	-95.45%
49-Transfers In	\$0								
4-Revenues Total	\$4,937,027	\$48,550	\$72,957	(\$24,407)	-33.45%	\$4,775,518	\$4,295,173	\$480,345	11.18%
5-Expenses									
51-Salaries & Wages	(\$1,340,664)	(\$88,658)	(\$80,771)	(\$7,887)	-9.76%	(\$1,014,883)	(\$992,718)	(\$22,165)	-2.23%
52-Contractual Services	(\$761,673)	(\$16,680)	(\$17,903)	\$1,223	6.83%	(\$428,226)	(\$430,763)	\$2,538	0.59%
53-Supplies	(\$90,734)	(\$1,008)	(\$1,169)	\$161	13.81%	(\$19,440)	(\$21,783)	\$2,343	10.76%
54-Other Charges	(\$131,455)	(\$1,251)	(\$857)	(\$395)	-46.06%	(\$45,054)	(\$50,005)	\$4,952	9.90%
57-Capital	(\$8,745)	\$0	\$0	\$0	0.00%	(\$6,923)	(\$12,641)	\$5,718	45.23%
59-Transfers Out	\$0	\$0	\$0	\$0	0.00%	\$0	\$0	\$0	0.00%
5-Expenses Total	(\$2,333,271)	(\$107,597)	(\$100,700)	(\$6,897)	-6.85%	(\$1,514,526)	(\$1,507,911)	(\$6,615)	-0.44%
000-Administration Total	\$2,603,756	(\$59,047)	(\$27,743)	(\$31,304)	-112.84%	\$3,260,992	\$2,787,262	\$473,730	17.00%
101-Parks Maintenance									
4-Revenues									
42-Charges for Services	\$7,596	\$0	\$480	(\$480)	-100.00%	\$0	\$480	(\$480)	-100.00%
44-Rentals	\$15,738	\$415	\$0	\$415	0.00%	\$15,001	\$8,788	\$6,213	70.70%
45-Product Sales	\$0								
47-Misc. Income	\$0	\$0	\$0	\$0	0.00%	\$0	\$307	(\$307)	-100.14%
4-Revenues Total	\$23,334	\$415	\$480	(\$65)	-13.54%	\$15,001	\$9,575	\$5,426	56.67%
5-Expenses									
51-Salaries & Wages	(\$801,094)	(\$50,438)	(\$48,686)	(\$1,752)	-3.60%	(\$658,368)	(\$594,907)	(\$63,461)	-10.67%
52-Contractual Services	(\$338,015)	(\$13,397)	(\$4,054)	(\$9,343)	-230.45%	(\$201,660)	(\$167,562)	(\$34,097)	-20.35%
53-Supplies	(\$227,823)	(\$12,436)	(\$11,792)	(\$644)	-5.46%	(\$141,327)	(\$106,386)	(\$34,941)	-32.84%
57-Capital	(\$364)	\$0	\$0	\$0	0.00%	(\$273)	(\$4,300)	\$4,026	93.63%
5-Expenses Total	(\$1,367,297)	(\$76,271)	(\$64,533)	(\$11,738)	-18.19%	(\$1,001,628)	(\$873,155)	(\$128,473)	-14.71%
101-Parks Maintenance Total	(\$1,343,963)	(\$75,856)	(\$64,053)	(\$11,803)	-18.43%	(\$986,627)	(\$863,581)	(\$123,047)	-14.25%
220-Recreation Programs									
4-Revenues									
42-Charges for Services	\$2,439,907	\$246,502	\$89,858	\$156,644	174.32%	\$2,040,366	\$1,020,635	\$1,019,731	99.91%
44-Rentals	\$80,000	\$3,410	\$20	\$3,391	16952.50%	\$42,991	\$25,856	\$17,135	66.27%
45-Product Sales	\$10,321	\$14	\$45	(\$31)	-68.31%	\$10,666	\$4,534	\$6,132	135.24%
46-Grants & Donations	\$0	\$0	\$0	\$0	0.00%	\$26	\$195	(\$169)	-86.67%
47-Misc. Income	\$0	\$0	\$0	\$0	0.00%	\$0	\$0	\$0	0.00%
4-Revenues Total	\$2,530,228	\$249,926	\$89,922	\$160,004	177.94%	\$2,094,048	\$1,051,220	\$1,042,829	99.20%
5-Expenses									
51-Salaries & Wages	(\$1,094,747)	(\$62,466)	(\$44,827)	(\$17,639)	-39.35%	(\$710,892)	(\$616,910)	(\$93,982)	-15.23%
52-Contractual Services	(\$1,049,136)	(\$72,049)	(\$42,884)	(\$29,165)	-68.01%	(\$722,093)	(\$437,843)	(\$284,250)	-64.92%
53-Supplies	(\$132,951)	(\$19,579)	(\$1,647)	(\$17,932)	-1088.78%	(\$65,784)	(\$71,537)	\$5,753	8.04%
54-Other Charges	(\$768)	\$0	\$0	\$0	0.00%	\$0	(\$350)	\$350	100.00%</

Row Labels	Full Year Budget	Sum of CY Month	Sum of LY Month	Month Variance	% Month Variance	Sum of Curr YTD	Sum of LY YTD	YTD Variance	% YTD Variance
4-Revenues									
42-Charges for Services	\$758,803	\$0	\$0	\$0	0.00%	\$755,994	\$1,662	\$754,333	45387.05%
44-Rentals	\$20,100	\$0	\$0	\$0	0.00%	\$7,830	\$0	\$7,830	0.00%
45-Product Sales	\$90,238	\$0	\$0	\$0	0.00%	\$103,344	\$0	\$103,344	0.00%
46-Grants & Donations	\$0								
47-Misc. Income	\$19,300	\$0	\$0	\$0	0.00%	\$14,662	\$0	\$14,662	0.00%
4-Revenues Total	\$888,441	\$0	\$0	\$0	0.00%	\$881,830	\$1,662	\$880,169	52958.41%
5-Expenses									
51-Salaries & Wages	(\$560,531)	(\$6,773)	(\$6,831)	\$58	0.85%	(\$575,757)	(\$78,741)	(\$497,016)	-631.20%
52-Contractual Services	(\$296,388)	(\$2,752)	(\$6,391)	\$3,639	56.94%	(\$225,807)	(\$87,590)	(\$138,218)	-157.80%
53-Supplies	(\$63,982)	\$0	\$0	\$0	0.00%	(\$65,142)	(\$3,625)	(\$61,518)	-1697.05%
54-Other Charges	(\$20,773)	\$0	\$0	\$0	0.00%	(\$15,875)	(\$795)	(\$15,079)	-1896.78%
57-Capital	(\$2,186)	\$0	\$0	\$0	0.00%	(\$1,640)	(\$3,298)	\$1,658	50.27%
59-Transfers Out	\$0								
5-Expenses Total	(\$943,860)	(\$9,526)	(\$13,223)	\$3,697	27.96%	(\$884,222)	(\$174,048)	(\$710,174)	-408.03%
222-Pools Total	(\$55,418)	(\$9,526)	(\$13,223)	\$3,697	27.96%	(\$2,391)	(\$172,387)	\$169,995	98.61%
224-Recreation Facilities									
4-Revenues									
42-Charges for Services	\$2,285	\$20	\$5	\$14	287.40%	\$1,417	\$226	\$1,191	527.14%
44-Rentals	\$70,159	\$4,029	\$445	\$3,584	805.31%	\$30,833	\$11,156	\$19,676	176.37%
45-Product Sales	\$968	(\$99)	\$0	(\$99)	0.00%	(\$279)	\$124	(\$403)	-325.23%
47-Misc. Income	\$0	\$0	\$0	\$0	0.00%	\$45	\$0	\$45	0.00%
4-Revenues Total	\$73,412	\$3,949	\$450	\$3,499	777.50%	\$32,016	\$11,506	\$20,509	178.25%
5-Expenses									
51-Salaries & Wages	(\$198,174)	(\$13,421)	(\$12,457)	(\$964)	-7.74%	(\$134,589)	(\$138,898)	\$4,308	3.10%
52-Contractual Services	(\$352,017)	(\$6,480)	(\$16,637)	\$10,156	61.05%	(\$248,662)	(\$224,762)	(\$23,900)	-10.63%
53-Supplies	(\$34,164)	(\$1,334)	(\$346)	(\$987)	-285.40%	(\$12,809)	(\$8,409)	(\$4,401)	-52.33%
54-Other Charges	(\$3,936)	(\$27)	\$0	(\$27)	0.00%	(\$749)	(\$2,184)	\$1,435	65.70%
57-Capital	(\$3,644)	\$0	\$0	\$0	0.00%	(\$2,733)	(\$5,496)	\$2,763	50.28%
59-Transfers Out	\$0								
5-Expenses Total	(\$591,935)	(\$21,262)	(\$29,440)	\$8,178	27.78%	(\$399,542)	(\$379,748)	(\$19,794)	-5.21%
224-Recreation Facilities Total	(\$518,522)	(\$17,313)	(\$28,990)	\$11,677	40.28%	(\$367,526)	(\$368,241)	\$715	0.19%
350-Special Facilities									
4-Revenues									
42-Charges for Services	\$698,068	\$42,229	\$27,964	\$14,265	51.01%	\$293,960	\$336,520	(\$42,559)	-12.65%
44-Rentals	\$2,250	\$86	\$13	\$73	563.46%	\$2,090	\$736	\$1,353	183.87%
45-Product Sales	\$3,000	(\$3)	(\$10)	\$7	69.60%	\$1,382	\$1,784	(\$401)	-22.50%
46-Grants & Donations	\$0								
47-Misc. Income	\$1,000								
4-Revenues Total	\$704,318	\$42,311	\$27,966	\$14,345	51.30%	\$297,433	\$339,040	(\$41,608)	-12.27%
5-Expenses									
51-Salaries & Wages	(\$471,643)	(\$26,185)	(\$26,070)	(\$115)	-0.44%	(\$286,835)	(\$293,668)	\$6,833	2.33%
52-Contractual Services	(\$85,911)	(\$2,890)	(\$2,285)	(\$605)	-26.46%	(\$58,292)	(\$57,273)	(\$1,019)	-1.78%
53-Supplies	(\$75,927)	(\$5,502)	(\$1,443)	(\$4,059)	-281.32%	(\$21,806)	(\$18,858)	(\$2,947)	-15.63%
54-Other Charges	(\$12,957)	(\$187)	(\$150)	(\$37)	-24.71%	(\$2,455)	(\$3,827)	\$1,372	35.85%
57-Capital	(\$3,644)	\$0	\$0	\$0	0.00%	(\$2,429)	(\$5,496)	\$3,067	55.80%
59-Transfers Out	\$0								
5-Expenses Total	(\$650,081)	(\$34,764)	(\$29,948)	(\$4,816)	-16.08%	(\$371,817)	(\$379,122)	\$7,305	1.93%
350-Special Facilities Total	\$54,237	\$7,547	(\$1,982)	\$9,529	480.78%	(\$74,385)	(\$40,082)	(\$34,302)	-85.58%
20-Recreation Total	\$1,033,602	(\$46,640)	(\$134,008)	\$87,369	65.20%	\$2,612,728	\$1,220,220	\$1,392,508	114.12%
22-Cosley Zoo									
000-Administration									
4-Revenues									
41-Taxes	\$1,013,622	\$8,736	\$10,317	(\$1,581)	-15.32%	\$1,015,180	\$1,010,686	\$4,494	0.44%
42-Charges for Services	\$0								
44-Rentals	\$0								
45-Product Sales	\$0								
46-Grants & Donations	\$0	\$0	\$6,876	(\$6,876)	-100.00%	\$0	\$6,876	(\$6,876)	-100.00%
47-Misc. Income	\$0	\$0	\$0	\$0	0.00%	\$866	\$0	\$866	0.00%
48-Interest Income	\$2,500	\$76	\$66	\$10	14.47%	\$475	\$4,431	(\$3,956)	-89.27%
49-Transfers In	\$0								
4-Revenues Total	\$1,016,122	\$8,812	\$17,260	(\$8,447)	-48.94%	\$1,016,521	\$1,021,993	(\$5,472)	-0.54%

Page 21 of 26

Row Labels	Full Year Budget	Sum of CY Month	Sum of LY Month	Month Variance	% Month Variance	Sum of Curr YTD	Sum of LY YTD	YTD Variance	% YTD Variance
5-Expenses									
51-Salaries & Wages	(\$68,679)	(\$5,008)	(\$4,759)	(\$248)	-5.22%	(\$61,973)	(\$54,531)	(\$7,442)	-13.65%
52-Contractual Services	(\$11,888)	(\$316)	(\$203)	(\$113)	-55.82%	(\$8,584)	(\$8,565)	(\$19)	-0.22%
53-Supplies	\$0								
54-Other Charges	(\$133)	\$0	\$0	\$0	0.00%	(\$165)	(\$5)	(\$160)	-3200.00%
57-Capital	\$0								
59-Transfers Out	\$0								
5-Expenses Total	(\$80,699)	(\$5,324)	(\$4,962)	(\$362)	-7.29%	(\$70,722)	(\$63,101)	(\$7,621)	-12.08%
000-Administration Total	\$935,423	\$3,488	\$12,297	(\$8,809)	-71.64%	\$945,799	\$958,892	(\$13,093)	-1.37%
101-Parks Maintenance									
4-Revenues									
47-Misc. Income	\$0								
4-Revenues Total	\$0								
5-Expenses									
51-Salaries & Wages	(\$52,410)	(\$3,830)	(\$3,759)	(\$71)	-1.90%	(\$45,795)	(\$44,142)	(\$1,653)	-3.74%
52-Contractual Services	(\$5,827)	\$0	\$0	\$0	0.00%	(\$4,371)	(\$4,348)	(\$23)	-0.53%
53-Supplies	\$0								
57-Capital	\$0								
5-Expenses Total	(\$58,238)	(\$3,830)	(\$3,759)	(\$71)	-1.90%	(\$50,166)	(\$48,490)	(\$1,676)	-3.46%
101-Parks Maintenance Total	(\$58,238)	(\$3,830)	(\$3,759)	(\$71)	-1.90%	(\$50,166)	(\$48,490)	(\$1,676)	-3.46%
220-Recreation Programs									
4-Revenues									
42-Charges for Services	\$116,086	\$3,703	\$2,861	\$842	29.44%	\$164,802	\$24,081	\$140,721	584.36%
45-Product Sales	\$1,000	\$0	\$0	\$0	0.00%	\$285	\$118	\$167	141.53%
46-Grants & Donations	\$0	\$0	\$0	\$0	0.00%	\$0	\$2,400	(\$2,400)	-100.00%
4-Revenues Total	\$117,086	\$3,703	\$2,861	\$842	29.44%	\$165,087	\$26,599	\$138,488	520.65%
5-Expenses									
51-Salaries & Wages	\$0								
52-Contractual Services	(\$1,200)	\$0	\$0	\$0	0.00%	(\$950)	\$0	(\$950)	0.00%
53-Supplies	(\$11,550)	(\$474)	(\$1,275)	\$801	62.82%	(\$13,467)	(\$3,667)	(\$9,801)	-267.27%
57-Capital	\$0								
5-Expenses Total	(\$12,750)	(\$474)	(\$1,275)	\$801	62.82%	(\$14,417)	(\$3,667)	(\$10,751)	-293.17%
220-Recreation Programs Total	\$104,336	\$3,229	\$1,586	\$1,643	103.60%	\$150,670	\$22,933	\$127,737	557.00%
350-Special Facilities									
5-Expenses									
51-Salaries & Wages	(\$64,285)	(\$4,949)	(\$4,566)	(\$383)	-8.38%	(\$56,580)	(\$53,209)	(\$3,370)	-6.33%
52-Contractual Services	(\$11,600)	\$0	\$0	\$0	0.00%	(\$10,485)	(\$8,672)	(\$1,813)	-20.91%
53-Supplies	\$0								
54-Other Charges	(\$9,865)	(\$505)	(\$21)	(\$484)	-2303.19%	(\$3,323)	(\$1,929)	(\$1,394)	-72.27%
57-Capital	\$0								
5-Expenses Total	(\$85,750)	(\$5,453)	(\$4,587)	(\$867)	-18.89%	(\$70,388)	(\$63,811)	(\$6,578)	-10.31%
350-Special Facilities Total	(\$85,750)	(\$5,453)	(\$4,587)	(\$867)	-18.89%	(\$70,388)	(\$63,811)	(\$6,578)	-10.31%
501-Cosley Zoo Operations									
4-Revenues									
42-Charges for Services	\$275,000	\$17,666	\$21,484	(\$3,818)	-17.77%	\$418,591	\$198,967	\$219,624	110.38%
44-Rentals	\$42,500	\$1,428	\$0	\$1,428	0.00%	\$32,507	\$9,023	\$23,485	260.28%
45-Product Sales	\$0	\$0	\$0	\$0	0.00%	\$0	\$0	\$0	0.00%
46-Grants & Donations	\$81,200	\$7,141	\$5,894	\$1,247	21.16%	\$220,053	\$157,221	\$62,832	39.96%
47-Misc. Income	\$0	\$45	\$0	\$45	0.00%	\$323	\$1,371	(\$1,047)	-76.39%
4-Revenues Total	\$398,700	\$26,279	\$27,378	(\$1,099)	-4.01%	\$671,475	\$366,582	\$304,893	83.17%
5-Expenses									
51-Salaries & Wages	(\$744,191)	(\$58,358)	(\$56,140)	(\$2,218)	-3.95%	(\$653,333)	(\$605,051)	(\$48,282)	-7.98%
52-Contractual Services	(\$249,772)	(\$8,472)	(\$6,035)	(\$2,438)	-40.39%	(\$199,595)	(\$185,412)	(\$14,183)	-7.65%
53-Supplies	(\$152,095)	(\$14,894)	(\$9,468)	(\$5,426)	-57.31%	(\$127,215)	(\$90,273)	(\$36,942)	-40.92%
54-Other Charges	(\$45,391)	(\$3,699)	(\$2,998)	(\$701)	-23.39%	(\$30,742)	(\$28,928)	(\$1,814)	-6.27%
57-Capital	(\$5,466)	\$0	\$0	\$0	0.00%	(\$4,099)	(\$8,794)	\$4,694	53.38%
5-Expenses Total	(\$1,196,914)	(\$85,424)	(\$74,641)	(\$10,783)	-14.45%	(\$1,014,985)	(\$918,459)	(\$96,526)	-10.51%
501-Cosley Zoo Operations Total	(\$798,214)	(\$59,145)	(\$47,263)	(\$11,882)	-25.14%	(\$343,510)	(\$551,877)	\$208,367	37.76%
22-Cosley Zoo Total	\$97,556	(\$61,711)	(\$41,726)	(\$19,986)	-47.90%	\$632,404	\$317,647	\$314,757	99.09%
60-Golf Fund									
000-Administration									
4-Revenues									

Row Labels	Full Year Budget	Sum of CY Month	Sum of LY Month	Month Variance	% Month Variance	Sum of Curr YTD	Sum of LY YTD	YTD Variance	% YTD Variance
41-Taxes	\$1,745,839	\$0	\$0	\$0	0.00%	\$1,745,839	\$1,744,038	\$1,801	0.10%
42-Charges for Services	\$0	\$0	\$0	\$0	0.00%	\$700	\$0	\$700	0.00%
46-Grants & Donations	\$0	\$0	\$38,232	(\$38,232)	-100.00%	\$0	\$38,232	(\$38,232)	-100.00%
47-Misc. Income	\$4,000	\$532	\$48	\$484	1008.56%	\$16,997	\$3,200	\$13,798	431.17%
48-Interest Income	\$15,000	\$106	\$14,262	(\$14,156)	-99.26%	\$1,348	\$53,235	(\$51,887)	-97.47%
49-Transfers In	\$0								
4-Revenues Total	\$1,764,839	\$638	\$52,542	(\$51,904)	-98.78%	\$1,764,885	\$1,838,705	(\$73,820)	-4.01%
5-Expenses									
51-Salaries & Wages	(\$472,817)	(\$31,263)	(\$29,652)	(\$1,611)	-5.43%	(\$402,380)	(\$352,480)	(\$49,900)	-14.16%
52-Contractual Services	(\$2,255,966)	(\$12,842)	(\$22,323)	\$9,482	42.48%	(\$387,967)	(\$413,660)	\$25,692	6.21%
53-Supplies	(\$103,372)	(\$3,448)	(\$6,325)	\$2,877	45.49%	(\$91,220)	(\$55,543)	(\$35,677)	-64.23%
54-Other Charges	(\$136,166)	(\$5,561)	(\$2,849)	(\$2,712)	-95.18%	(\$60,915)	(\$42,342)	(\$18,573)	-43.87%
57-Capital	(\$1,093)	\$0	\$0	\$0	0.00%	(\$941)	(\$2,198)	\$1,257	57.19%
59-Transfers Out	\$0	\$0	\$0	\$0	0.00%	\$0	\$0	\$0	0.00%
5-Expenses Total	(\$2,969,415)	(\$53,113)	(\$61,149)	\$8,036	13.14%	(\$943,423)	(\$866,223)	(\$77,200)	-8.91%
000-Administration Total	(\$1,204,575)	(\$52,475)	(\$8,607)	(\$43,868)	-509.67%	\$821,461	\$972,482	(\$151,021)	-15.53%
101-Parks Maintenance									
5-Expenses									
51-Salaries & Wages	(\$18,762)	(\$1,351)	(\$1,378)	\$27	1.96%	(\$16,159)	(\$16,108)	(\$51)	-0.32%
52-Contractual Services	(\$4,957)	(\$102)	(\$104)	\$2	1.59%	(\$3,866)	(\$3,840)	(\$26)	-0.68%
53-Supplies	(\$6,797)	(\$410)	\$0	(\$410)	0.00%	(\$7,606)	(\$4,914)	(\$2,691)	-54.77%
54-Other Charges	\$0								
57-Capital	\$0								
5-Expenses Total	(\$30,515)	(\$1,864)	(\$1,483)	(\$381)	-25.72%	(\$27,632)	(\$24,863)	(\$2,768)	-11.13%
101-Parks Maintenance Total	(\$30,515)	(\$1,864)	(\$1,483)	(\$381)	-25.72%	(\$27,632)	(\$24,863)	(\$2,768)	-11.13%
601-Golf Maintenance									
4-Revenues									
46-Grants & Donations	\$0								
47-Misc. Income	\$0	\$0	\$0	\$0	0.00%	\$160	\$0	\$160	0.00%
4-Revenues Total	\$0	\$0	\$0	\$0	0.00%	\$160	\$0	\$160	0.00%
5-Expenses									
51-Salaries & Wages	(\$548,137)	(\$37,899)	(\$42,824)	\$4,925	11.50%	(\$459,995)	(\$468,152)	\$8,157	1.74%
52-Contractual Services	(\$164,780)	(\$4,895)	(\$3,308)	(\$1,587)	-47.98%	(\$125,455)	(\$123,027)	(\$2,428)	-1.97%
53-Supplies	(\$324,807)	(\$15,346)	(\$12,852)	(\$2,494)	-19.41%	(\$280,504)	(\$250,587)	(\$29,917)	-11.94%
54-Other Charges	(\$17,009)	(\$4,573)	\$0	(\$4,573)	0.00%	(\$10,216)	(\$7,790)	(\$2,427)	-31.15%
57-Capital	(\$1,822)	\$0	(\$152,455)	\$152,455	100.00%	(\$48,285)	(\$250,656)	\$202,371	80.74%
5-Expenses Total	(\$1,056,555)	(\$62,713)	(\$211,438)	\$148,725	70.34%	(\$924,455)	(\$1,100,211)	\$175,756	15.97%
601-Golf Maintenance Total	(\$1,056,555)	(\$62,713)	(\$211,438)	\$148,725	70.34%	(\$924,295)	(\$1,100,211)	\$175,916	15.99%
611-Pro Shop/Golf Fees									
4-Revenues									
42-Charges for Services	\$1,886,170	\$38,403	\$107,459	(\$69,056)	-64.26%	\$2,449,579	\$1,976,078	\$473,501	23.96%
44-Rentals	\$408,575	\$12,915	\$33,786	(\$20,871)	-61.77%	\$616,775	\$496,357	\$120,418	24.26%
45-Product Sales	\$134,802	\$8,257	\$8,133	\$124	1.53%	\$136,696	\$104,296	\$32,401	31.07%
46-Grants & Donations	\$0								
47-Misc. Income	\$0	\$1,163	\$17	\$1,146	6740.24%	\$52,879	\$6,338	\$46,541	734.31%
4-Revenues Total	\$2,429,547	\$60,737	\$149,393	(\$88,656)	-59.34%	\$3,255,930	\$2,583,069	\$672,860	26.05%
5-Expenses									
51-Salaries & Wages	(\$410,410)	(\$29,401)	(\$26,541)	(\$2,860)	-10.78%	(\$388,080)	(\$310,820)	(\$77,260)	-24.86%
52-Contractual Services	(\$218,058)	(\$12,365)	(\$10,203)	(\$2,162)	-21.19%	(\$186,383)	(\$180,080)	(\$6,303)	-3.50%
53-Supplies	(\$123,355)	(\$4,362)	(\$8,962)	\$4,600	51.33%	(\$99,946)	(\$90,182)	(\$9,764)	-10.83%
54-Other Charges	(\$30,000)	\$0	\$0	\$0	0.00%	(\$9,921)	(\$17,530)	\$7,609	43.41%
57-Capital	(\$2,551)	(\$330)	\$0	(\$330)	0.00%	(\$2,843)	(\$7,234)	\$4,391	60.70%
5-Expenses Total	(\$784,374)	(\$46,457)	(\$45,706)	(\$751)	-1.64%	(\$687,172)	(\$605,845)	(\$81,328)	-13.42%
611-Pro Shop/Golf Fees Total	\$1,645,173	\$14,280	\$103,688	(\$89,408)	-86.23%	\$2,568,757	\$1,977,225	\$591,533	29.92%
612-Food and Beverage									
4-Revenues									
42-Charges for Services	\$113,700	\$17,856	\$301	\$17,555	5832.12%	\$258,125	\$48,702	\$209,423	430.01%
44-Rentals	\$835	\$11	\$0	\$11	0.00%	\$355	\$1,096	(\$741)	-67.63%
45-Product Sales	\$3,737,387	\$231,221	\$79,484	\$151,737	190.90%	\$3,653,629	\$1,942,011	\$1,711,618	88.14%
46-Grants & Donations	\$0								
47-Misc. Income	\$19,500	\$5,756	\$298	\$5,458	1831.58%	\$23,805	\$4,167	\$19,638	471.26%
4-Revenues Total	\$3,871,422	\$254,845	\$80,083	\$174,761	218.23%	\$3,935,914	\$1,995,976	\$1,939,938	97.19%

Major Operating Funds by Department

Page 23 of 26

Row Labels	Full Year Budget	Sum of CY Month	Sum of LY Month	Month Variance	% Month Variance	Sum of Curr YTD	Sum of LY YTD	YTD Variance	% YTD Variance
5-Expenses									
51-Salaries & Wages	(\$1,825,009)	(\$121,945)	(\$71,477)	(\$50,468)	-70.61%	(\$1,190,348)	(\$1,132,455)	(\$57,892)	-5.11%
52-Contractual Services	(\$686,590)	(\$37,552)	(\$23,120)	(\$14,432)	-62.42%	(\$501,144)	(\$430,339)	(\$70,805)	-16.45%
53-Supplies	(\$1,223,180)	(\$80,864)	(\$36,643)	(\$44,220)	-120.68%	(\$1,027,184)	(\$649,787)	(\$377,397)	-58.08%
54-Other Charges	(\$67,500)	(\$139)	(\$1,444)	\$1,305	90.37%	(\$30,701)	(\$52,462)	\$21,761	41.48%
57-Capital	(\$6,194)	\$0	\$0	\$0	0.00%	(\$42,392)	(\$13,191)	(\$29,201)	-221.37%
59-Transfers Out	\$0								
5-Expenses Total	(\$3,808,474)	(\$240,499)	(\$132,684)	(\$107,815)	-81.26%	(\$2,791,768)	(\$2,278,234)	(\$513,534)	-22.54%
612-Food and Beverage Total	\$62,948	\$14,346	(\$52,600)	\$66,946	127.27%	\$1,144,146	(\$282,258)	\$1,426,404	505.35%
613-Cross Country Skiing									
4-Revenues									
42-Charges for Services	\$7,500	\$0	\$0	\$0	0.00%	\$39,555	\$1,790	\$37,765	2109.78%
45-Product Sales	\$0								
4-Revenues Total	\$7,500	\$0	\$0	\$0	0.00%	\$39,555	\$1,790	\$37,765	2109.78%
5-Expenses									
51-Salaries & Wages	(\$4,000)	\$0	\$0	\$0	0.00%	(\$1,356)	(\$564)	(\$791)	-140.33%
52-Contractual Services	(\$606)	(\$19)	(\$19)	(\$0)	-2.37%	(\$314)	(\$244)	(\$70)	-28.48%
53-Supplies	(\$5,000)								
57-Capital	\$0								
5-Expenses Total	(\$9,606)	(\$19)	(\$19)	(\$0)	-2.37%	(\$1,669)	(\$808)	(\$861)	-106.56%
613-Cross Country Skiing Total	(\$2,106)	(\$19)	(\$19)	(\$0)	-2.37%	\$37,886	\$982	\$36,904	3758.05%
60-Golf Fund Total	(\$585,631)	(\$88,445)	(\$170,459)	\$82,014	48.11%	\$3,620,323	\$1,543,355	\$2,076,968	134.57%
Grand Total	\$1,433,886	(\$388,652)	(\$502,455)	\$113,804	22.65%	\$8,861,459	\$4,855,230	\$4,006,229	82.51%

PPF	Full Year Budget	Sum of CY Month	Sum of LY Month	Month Variance	% Month Variance	Sum of Curr YTD	Sum of LY YTD	YTD Variance	% YTD Variance
4-Revenues									
42-Charges for Services	\$673,250	\$42,229	\$27,964	\$14,265	51.01%	\$264,266	\$320,321	(\$56,055)	-17.50%
44-Rentals	\$1,500	\$86	\$13	\$73	563.46%	\$359	\$516	(\$158)	-30.56%
45-Product Sales	\$500	\$0	\$0	\$0	0.00%	\$0	\$467	(\$467)	-99.93%
47-Misc. Income	\$1,000								
4-Revenues Total	\$676,250	\$42,315	\$27,976	\$14,338	51.25%	\$264,625	\$321,304	(\$56,679)	-17.64%
5-Expenses									
51-Salaries & Wages	(\$384,254)	(\$24,290)	(\$20,654)	(\$3,636)	-17.61%	(\$231,020)	(\$224,029)	(\$6,991)	-3.12%
52-Contractual Services	(\$60,849)	(\$2,003)	(\$1,275)	(\$728)	-57.13%	(\$37,651)	(\$36,628)	(\$1,023)	-2.79%
53-Supplies	(\$70,453)	(\$5,502)	(\$1,443)	(\$4,059)	-281.32%	(\$19,055)	(\$15,277)	(\$3,778)	-24.73%
54-Other Charges	(\$7,980)	(\$187)	(\$150)	(\$37)	-24.71%	(\$1,029)	(\$649)	(\$380)	-58.57%
57-Capital	(\$2,551)	\$0	\$0	\$0	0.00%	(\$1,731)	(\$3,847)	\$2,116	55.02%
5-Expenses Total	(\$526,087)	(\$31,983)	(\$23,522)	(\$8,461)	-35.97%	(\$290,485)	(\$280,429)	(\$10,056)	-3.59%
Grand Total	\$150,163	\$10,332	\$4,455	\$5,877	131.92%	(\$25,860)	\$40,875	(\$66,735)	-163.27%

CAC	Full Year Budget	Sum of CY Month	Sum of LY Month	Month Variance	% Month Variance	Sum of Curr YTD	Sum of LY YTD	YTD Variance	% YTD Variance
4-Revenues									
42-Charges for Services	\$46,256	\$1,386	\$82	\$1,303	1589.43%	\$41,451	\$18,925	\$22,526	119.03%
44-Rentals	\$80,000	\$3,410	\$20	\$3,391	16952.50%	\$42,991	\$25,856	\$17,135	66.27%
45-Product Sales	\$2,200	\$0	\$0	\$0	0.00%	\$0	\$326	(\$326)	-100.15%
4-Revenues Total	\$128,456	\$4,796	\$102	\$4,694	4601.79%	\$84,442	\$45,107	\$39,335	87.20%
5-Expenses									
51-Salaries & Wages	(\$58,411)	(\$2,629)	\$0	(\$2,629)	0.00%	(\$12,070)	(\$21,864)	\$9,794	44.80%
52-Contractual Services	(\$175,613)	(\$8,416)	(\$5,931)	(\$2,485)	-41.91%	(\$97,251)	(\$83,058)	(\$14,193)	-17.09%
53-Supplies	(\$33,580)	(\$8,512)	(\$7,374)	(\$1,138)	-15.43%	(\$19,828)	(\$22,090)	\$2,261	10.24%
54-Other Charges	\$0								
57-Capital	\$0	\$0	\$0	\$0	0.00%	\$0	\$0	(\$0)	0.00%
5-Expenses Total	(\$267,605)	(\$19,557)	(\$13,305)	(\$6,253)	-46.99%	(\$129,149)	(\$127,012)	(\$2,137)	-1.68%
Grand Total	(\$139,148)	(\$14,762)	(\$13,203)	(\$1,559)	-11.81%	(\$44,707)	(\$81,905)	\$37,198	45.42%

Special Events

Page 26 of 26

Special Events	Full Year Budget	Sum of CY Month	Sum of LY Month	Month Variance	% Month Variance	Sum of Curr YTD	Sum of LY YTD	YTD Variance	% YTD Variance
1900-Special Events-Miscellaneous									
4-Revenues	\$2,603								
5-Expenses	(\$5,319)	(\$2,453)	(\$240)	(\$2,213)	-922.12%	(\$4,626)	(\$2,895)	(\$1,731)	-59.78%
1900-Special Events-Miscellaneous Total	(\$2,716)	(\$2,453)	(\$240)	(\$2,213)	-922.12%	(\$4,626)	(\$2,895)	(\$1,731)	-59.78%
1901-Kite Event									
4-Revenues	\$3,905	\$0	\$0	\$0	0.00%	\$1,133	\$0	\$1,133	0.00%
5-Expenses	(\$3,973)	\$0	\$0	\$0	0.00%	(\$3,106)	\$0	(\$3,106)	0.00%
1901-Kite Event Total	(\$68)	\$0	\$0	\$0	0.00%	(\$1,974)	\$0	(\$1,974)	0.00%
1902-4th of July									
4-Revenues	\$44,248	\$0	\$0	\$0	0.00%	\$36,460	\$0	\$36,460	0.00%
5-Expenses	(\$42,523)	\$573	\$0	\$573	0.00%	(\$38,172)	(\$200)	(\$37,972)	-18985.85%
1902-4th of July Total	\$1,726	\$573	\$0	\$573	0.00%	(\$1,712)	(\$200)	(\$1,512)	-755.85%
1903-Ale Fest									
4-Revenues	\$83,419	\$0	\$0	\$0	0.00%	\$59,163	\$0	\$59,163	0.00%
5-Expenses	(\$79,959)	\$0	\$0	\$0	0.00%	(\$51,709)	\$0	(\$51,709)	0.00%
1903-Ale Fest Total	\$3,460	\$0	\$0	\$0	0.00%	\$7,454	\$0	\$7,454	0.00%
1904-Memorial Park Events									
4-Revenues	\$0	\$0	\$0	\$0	0.00%	\$500	\$0	\$500	0.00%
5-Expenses	(\$13,304)	\$0	\$0	\$0	0.00%	(\$13,766)	(\$1,237)	(\$12,528)	-1012.80%
1904-Memorial Park Events Total	(\$13,304)	\$0	\$0	\$0	0.00%	(\$13,266)	(\$1,237)	(\$12,028)	-972.38%
1905-Taste of Wheaton									
4-Revenues	\$154,886	\$0	\$0	\$0	0.00%	\$0	\$2,500	(\$2,500)	-100.00%
5-Expenses	(\$114,255)	(\$562)	(\$1,222)	\$660	54.04%	(\$1,508)	(\$16,972)	\$15,465	91.12%
1905-Taste of Wheaton Total	\$40,631	(\$562)	(\$1,222)	\$660	54.04%	(\$1,508)	(\$14,472)	\$12,965	89.58%
1906-Summer Concerts									
4-Revenues	\$250,000	(\$69)	\$0	(\$69)	0.00%	\$162,757	\$0	\$162,757	0.00%
5-Expenses	(\$244,000)	(\$809)	\$0	(\$809)	0.00%	(\$154,208)	\$0	(\$154,208)	0.00%
1906-Summer Concerts Total	\$6,000	(\$878)	\$0	(\$878)	0.00%	\$8,549	\$0	\$8,549	0.00%
1907-Shakespeare Event									
4-Revenues	\$9,000	\$0	\$0	\$0	0.00%	\$12,977	\$0	\$12,977	0.00%
5-Expenses	(\$19,628)	\$0	\$0	\$0	0.00%	(\$17,661)	\$0	(\$17,661)	0.00%
1907-Shakespeare Event Total	(\$10,628)	\$0	\$0	\$0	0.00%	(\$4,684)	\$0	(\$4,684)	0.00%
1908-Fun Run Event									
4-Revenues	\$57,523	\$0	(\$76)	\$76	99.88%	\$0	\$7,089	(\$7,089)	-100.00%
5-Expenses	(\$39,243)	\$0	\$76	(\$76)	-99.88%	(\$1,985)	(\$1,666)	(\$319)	-19.14%
1908-Fun Run Event Total	\$18,280	\$0	\$0	\$0	0.00%	(\$1,985)	\$5,423	(\$7,408)	-136.60%
1910-Light the Torch Run									
4-Revenues	\$42,774	\$706	\$163	\$543	333.15%	\$17,700	\$7,619	\$10,081	132.31%
5-Expenses	(\$38,333)	(\$1,752)	\$0	(\$1,752)	0.00%	(\$17,506)	(\$438)	(\$17,068)	-3896.87%
1910-Light the Torch Run Total	\$4,442	(\$1,046)	\$163	(\$1,209)	-741.94%	\$194	\$7,182	(\$6,988)	-97.29%
1925-Reindeer Run									
4-Revenues	\$47,000	\$11,069	\$4,900	\$6,169	125.90%	\$20,328	\$15,523	\$4,804	30.95%
5-Expenses	(\$26,521)	(\$4,247)	\$0	(\$4,247)	0.00%	(\$4,459)	(\$375)	(\$4,084)	-1088.99%
1925-Reindeer Run Total	\$20,479	\$6,822	\$4,900	\$1,922	39.23%	\$15,869	\$15,148	\$721	4.76%
Grand Total	\$68,300	\$2,456	\$3,600	(\$1,144)	-31.78%	\$2,313	\$8,948	(\$6,635)	-74.15%

TO: Mike Benard, Executive Director
FROM: Andy Bendy, Director of Special Facilities
RE: December 15, 2021, Board Report

Cosley Zoo – Susan Wahlgren, Zoo Director

Fundraising/Revenue Activities

Admissions:

Month	2021 Revenue	2021 Avg./Day	2020 Revenue	2020 Avg./Day
January	\$ 11,164	\$ 372.12	\$ 1,690	\$ 56.33
February	\$ 11,326	\$ 404.50	\$ 4,743	\$163.55
March**	\$ 45,740	\$1,475.48	\$ 9,193	\$612.87
April**	\$ 47,400	\$1,580.00	\$ 0	\$ 0
May**	\$ 54,043	\$1,743.32	\$ 0	\$ 0
June **	\$ 42,621	\$1,420.69	\$ 0	\$ 0
July**	\$ 57,302	\$1,848.45	\$ 34,439	\$1,110.94
August	\$ 46,196	\$1,490.19	\$ 53,471	\$1,724.87
September	\$ 38,853	\$1,295.11	\$ 37,248	\$1,241.60
October	\$ 51,065	\$1,647.26	\$ 33,248	\$1,072.52
November	\$ 12,614	\$ 504.54	\$ 17,550	\$ 675.00
Year to Date	\$418,324	\$1,271.50	\$ 191,582	\$ 882.72

*** Zoo closed March 16 to July 5 in 2020 due to COVID-19*

January-November Revenue and Visitor Number Comparison 2016-2021

Subject	2021	2020	2019	2018	2017	2016
Gross Revenue	\$ 418,324	\$ 199,495	\$ 279,417	\$ 287,566	\$ 348,853	\$ 258,537
Visitors	133,609	77,551	129,228	129,684	148,766	154,603

General Revenue:

- Gift shop sales continue to be strong, earning gross revenue of \$177,447 through the end of November 2021. See table below for five-year comparison.

Gift Shop Sales Comparison 2017-2021*

2021	2020	2019	2018	2017
\$177,447	\$92,582	\$113,839	\$114,690	\$114,302

**2021 revenue is through October; other numbers are yearend.*

- Operational donors support year-to-date totals \$194,450. This includes \$6,988 in general donations made at the zoo in November plus a transfer of \$42,000 from the foundation. The \$42,000 are donor directed funds to purchase new education animal enclosures, a scale for large animals, and technology upgrades to the zoo classroom.

Significant Activities/Accomplishments

Education Programs and Activities:

- Educator & Teen Specialist, Jackie Karnstedt facilitated two animal observation trainings for 35 new Junior Zookeepers (JZs). During this training the JZs learned how to conduct animal observation sessions and record data for the zoo's animals. This data gets shared with the animal care staff to help them learn how the animals are spending their day. This data can then be utilized to develop and plan enrichment, make changes to the habitat, etc.
- Animal care staff facilitated a special Coyote Connection for a Cub Scout Pack. There were 16 participants present for the program and training session.

- The Education Team were excited to bring back Santa's Craft Corner this year. The first of three sessions were held on November 27 with 198 participants enjoying the opportunity to make crafts, see Santa, and have a treat. The event raised record revenue of \$1,120. Two additional sessions of Santa's Craft Corner will take place December 4 and 11.
- The JZs are assisting staff with tree sales by signing up for tree elf shifts. Tree elves assist in the concessions stand by making hot chocolate or out in the tree lot by greeting customers, collecting carts, and tidying up the specialty greens, wreath, and tree areas.

Total Programs – November

Type of Program	2021 Number of programs	2021 Number of participants	2020 Number of programs	2020 Number of participants
Outreach	8	118	0	0
Guest Engagement	4	65	0	0
Camps	0	0	0	0
Jr Zookeepers Club	9	76	6	76
School programs	5	93	9	172
Scout programs	0	0	1	16
Family programs	5	59	4	42
Special Events	4	395	4	700
Rentals	5	248	0	0
Total	40	1,054	24	1,006

Virtual Versus In-Person Programming – November

	Number of Programs	Number of Participants
On-site In-person	20	648
Off-site In-person	8	118
Virtual	7	40
Total	35	806

(Virtual include JZs, Bookworms, Animal Chat, school and scout groups, personalized Valentine's Day animal greetings)

Total Program year-to-date

Type of Program	2021 YTD Number of programs	2021 YTD Number of participants	2020 YTD Number of programs	2020 YTD Number of participants
Outreach	112	3,291	23	819
Guest Engagement	755	40,425	92	769
Camps	8	119	0	0
Jr Zookeepers Club	82	543	40	439
School programs	89	2027	21	677
Scout programs	3	34	9	144
Family programs	83	785	20	262
Special Events	13	1706	7	1,103
Rentals	66	2,566	9	575
Total	1,211	51,496	221	4,788

General Activities:

- On November 30, two Batavia Public Library staff came to the zoo to conduct a Facebook Live session. They promoted the Festival of Lights and spoke with Zookeeper Allison Ginsburg about some of the animals.

- The Festival of Lights and Tree Sale officially began on Friday, November 26. Guests flocked to the zoo to select their tree from one of more than 2,400 available for purchase. Good weather helped to encourage brisk sales earning gross revenue of \$142,388 through November 30.
- The 40 Christmas Tree Lane trees available for decorating were all reserved by various groups. This special event not only adds a creative and personal touch to the Festival of Lights but also generates \$2,600 in revenue for operational support.
- Susan Wahlgren, Zoo Director, Angie Musselman, Animal Curator, Tami Romejko, Education and Guest Experience Manager, and Heather Christophe, Lead Zookeeper and Animal Welfare Coordinator, represented the zoo at the virtual AZA accreditation hearing during which they fielded several questions related to our on-site inspection. A short time after the conclusion of the hearing, staff were informed that AZA accreditation was once again granted to Cosley Zoo. However, a follow-up report will be required regarding the lack of varied substrate in the pig habitat.
- Zoo Director Wahlgren scheduled and took part in a post-accreditation hearing meeting to gain clarification on the expectation of the accreditation commission regarding alterations to the pig habitat and the related follow-up report due in mid-February. The commission wants to ensure that the pigs have choice when it comes to substrate. Staff is working on several options to address the concern.
- Zoo staff participated in a restoration workday at Churchill Woods.
- Susan Wahlgren has been meeting with four students from the Lake Forest Graduate School of Management as they work to complete a project required for pursuit of their master's degree. Their project focuses on ways to expand the zoo's reach to a more diverse audience and raise revenue for capital improvements.
- Director Wahlgren also met with master's degree student from Miami University, Project Dragonfly, regarding the zoo's conservation efforts.

**Arrowhead Food and Beverage, Russ Hillard -
Food and Beverage Director**

Banquets

- In November, the banquets team held 36 events
- 3 were wedding receptions
- Many corporate events have started hosting events again and previous clients have returned to Arrowhead for their meetings.
- The banquet managers assisted the restaurant staff with a very smooth and successful Thanksgiving.
- A wedding review posted on the Knot 11/20/2021 by Angela T
"Arrowhead was an amazing venue to have our ceremony and reception. They have been flexible with a few date changes due to Covid, responsive to emails, extremely helpful with questions and changes we made to our ceremony location, and just overall a great venue for us. The ballroom is beautiful, and the food was delicious. We have received so many compliments already about our whole day! We have had other events here before and will continue to do so as the service, food, and hospitality will not disappoint!"
- Below is a kind email received from a bridal shower event:
Good morning, Lois,
"I just wanted to reach out and let you know how satisfied I was with my overall experience booking my event with Arrowhead. My interactions with you in the beginning of the process were very professional in providing help with the planning. You answered all my countless questions and provided answers timely. I felt very confident in how the event would run.
The brunch turned out beautiful and the two staff members working our event Ben and Bo were amazing. They were readily available from start to finish and met every need requested of them. They checked in to make sure everything was up to our expectations. Our guests were impressed with how nice everything was and enjoyed the gathering to celebrate my "bride to be" daughter and her future husband. I would definitely recommend Arrowhead based on the very positive experience I had for my event."

Restaurant

- In November Arrowhead Restaurant welcomed 4,131 guests
- The restaurant hosted Thanksgiving Dinner for 304 hungry guests
- Blitzen's pop-up Christmas bar was launched on Friday the 19th featuring festive decorations, upbeat holiday hits and tasty seasonal cocktails. A review left on OpenTable from a recent diner:

"Great atmosphere (the pop-up Christmas bar is awesome).

Always good food and great service."

Arrowhead Golf Club-Bruce Stoller, Director of Golf

- High temperatures in November averaged slightly below normal and ended the 8th warmest meteorological autumn (September – November) in our area's history. Only .71 inches of precipitation were recorded during the month as it was the 8th driest November ever.
- 52 players took part in the annual Brutal Cup event which signifies the end of our event season. The tournament ended with hot dogs, chili, and beverages in the Champions Room.
- Golf staff have started to prepare for winter with golf cart maintenance, most range balls moved to the basement, water jugs removed from the course, driving range mats stacked and covered.
- Schedules for clinics and group lessons have been started for 2022 as we look to expand some and alter others to better meet the needs of our guests.
- Staff have been pre-ordering merchandise and supplies for 2022 in an attempt to mitigate the impact of supply chain issues that are expected to continue well into next year.
- The West course closed for the year at the end of the day on November 14 while the South and East courses along with the driving range were closed for the season at the end of the day November 24.
- A number of large oak trees throughout the property have been treated for disease and insect pests in an attempt to prolong their lives.
- Grounds maintenance projects in November included: aerating greens and verti-cutting fairways on the East course; spraying for snow mold on all 27-holes; winterizing the irrigation system; removing dead ash trees along the border with the forest preserve; applying heavy top-dressing to all greens and covering those in shaded areas; top-dressing tees throughout the course; removing brush from around the pond on #4 West; beginning final leaf removal; removing dashboards/GPS units from all golf cars stored outside; placing outdoor holiday decorations.
- Building maintenance projects included: staging all trees and decorations for the holidays; preparing the heater and duct work for the patio tent; researching a new walk-in freezer for Cosley; beginning to re-wire televisions on the main level; winterizing both restroom trailers and the halfway house trolley; clearing the ski shop for winter use; assisting with the relocation of a phone in the bar.
- Golf round totals continue to be very strong as we hosted more rounds than we have in any golf season in more than 20 years

	2021	2020	2019	2018	2017	5 Yr. Avg.
November Paid Rounds	1,491	3,670	365	1,005	605	1,427
YTD Paid Rounds	65,694	55,561	52,496	52,232	53,383	55,873

*The course was closed for 46 days in March and April of 2020 due to COVID-19

Historical Museum- Michelle Podkova
Manager & Educator; Zach Bishop, Curator

Collections and Exhibits

- The Curator continues to work with a local photographer and volunteer to digitize all 3-dimensional collection objects.
- Curator installed *Agreeable Friends*. The exhibit opened November 13.
- Curator spoke with a Wheaton College's *Wheaton Record* about Native American history.
- Curator cataloged pending donations and planned the next collection committee meeting.
- The Curator installed the *Christmas Trees Through the Years*.

Education, Outreach, and Events

- Staff continued preparing for Santa Express in December. Final counts are turned into Metra and goodie bag preparations continue.
- Staff facilitated a field trip on November 5 for 38 students.
- The Museum hosted a child's birthday Tea Party on Friday, November 5 for 14 children.
- Leslie Goddard presented Eleanor Roosevelt for 41 guests on Saturday, November 6.
- Cyndee Shaffer presented on the Journey to Mollie's War for 21 on Saturday, November 13.
- Manager finalized summer camps for 2022 with Play-Well.
- WWII Popsicle Art Craft will be held on Saturday, November 20 for 29 participants.
- The Museum hosted a birthday party on November 27 for 13 children and 12 adults.

Marketing

- An eblast was sent out to area Park Districts to advertise for the Museum in their guides.
- Drawing of the Museum was finished, staff will begin looking at getting some custom shop items with the drawing.
- A train banner was created to replace the worn Train Saturday sign.
- Webmaster updated Museum website with winter programs.

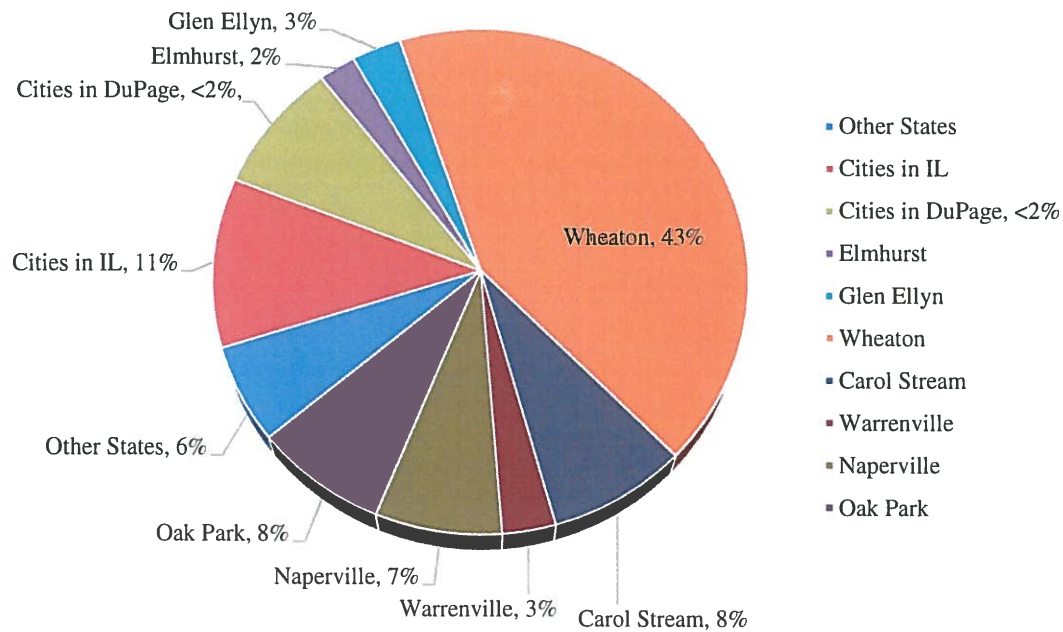
Administration, Rentals, Building, Training and Safety

- Staff decorated the Museum in its traditional Victorian Christmas theme.
- Staff began selling WPD ornaments and annual gift card sales at the Museum.

Foundation

- Museum staff assisted the Foundation with The History of Wine event on November 4.
- Plans continue for a Women's History Month event in March.
- Staff met with the Casino Night committee to help with planning. Marketing & sponsor solicitation is underway for the event.
- Staff assisted Marketing and Development Coordinator with the Foundation's annual appeal letter and Giving Tuesday marketing materials.
- Staff signed holiday cards for large Foundation donors.

November 2021 Visitor Demographics by Location



Total Visitors for November 2021: 258 (compared to 31 in November 2020)

Total Visitors for 2021: 2,505 (compared to 1,325 in 2020)

Shop Sales November 2021: \$88.90 (compared to \$374.75 in November 2020)

Annual Shop Sales 2021: \$550.19 (compared to \$ 930.11 in 2020)

TO: Mike Benard, Executive Director
FROM: Margie Wilhelmi, Director of Marketing and Fund Development
RE: December 15, 2021, Board Report

Marketing

District- wide Communication & Projects

Memorial Park inspired keepsake ornaments went on sale November 23. As of December 6, 10 ornaments have been sold. Proceeds will be split between Cosley Foundation, DuPage Museum Foundation and Play for All Playground & Garden Foundation. The ornament will be featured in a holiday themed eblast as well as weekly social media posts throughout the month.

Holiday Gift Card Promotion offering a \$10 Arrowhead restaurant bonus card with every \$100 gift card purchase has resulted in 6 sold cards as of 12/3/21.

Arrowhead Restaurant

The new Blitzen's Pop-up Bar is going well. Signage, marketing materials and drink menu has been created. Other events being promoted include The Ugly Sweater Night on December 18 and Gift Wrapping starts on December 10.

Arrowhead Golf Course, Driving Range & Cross-Country Skiing

The course closed on November 24. An eblast announcing the closure was sent on November 23 in addition to social media post and website update.

Arrowhead Events

January post-holiday events are being promoted in addition to the development of marketing materials for the Wedding Showcase that will take place in February

Cosley Zoo

A press release was distributed announcing the zoo re-accreditation. The Daily Herald featured the story: <https://www.dailyherald.com/news/20211130/wheatons-cosley-zoo-maintains-accreditation>

Parks Plus Fitness Center

The December Student Sale, Refer a Friend and Flash Sales will continue through the month of December.

Aquatic Centers

Staff continues to promote the Holiday Sale (20% off passes through December 20) via social media.

Athletic Marketing

Marketing continues to assist in the execution of the ice rink registration pages. In addition, the wrestling programs were featured in an eblast that received a higher-than-average open rate of 27%

TOP Social Media Posts for November 2021

Field of Honor Display | November 8 | Reach: 5,180
You've Been Grinched | November 17 | Reach: 2,689
Memorial Park Ornament | November 28 | Reach: 2,138

Email Marketing for November 2021

E-Blast/Subject	Date	Open Rate	Content
Wheaton Parade Entry	11/4/21	52.8%	Promoting parade entry registration
Wrestling Promotion	11/4/21	27.2%	Dedicated blast featuring wrestling programs
Reindeer Run Flash Sale	11/10/21	25.50%	Offered \$10 off registration. Resulted in over 100 registrations
PPFC Biggest Sale of the Year	11/17/21	31.7%	Promotion of 30% off fitness memberships
CAC Ice Rinks Opening on November 26	11/22/21	44.8%	Announcing ice rinks opening

✚ Special Events

Past Events

DWA Christmas Parade | November 26

There were 48 entries in the parade and an estimated over 5,000 people in attendance.

Reindeer Run | December 4

The event was a success with 1,089 total runners. Sponsorship came in 14% above the goal at \$44,500. New this year – inflatable snow globe for a photo opportunity and Christmas Carolers

Upcoming Events

Ice-a-palooza | February 5

Requesting marketing materials. Confirming ice skating performances, princess visits, food vendors and ice skate rental with Play It Again Sports.

Memorial Park Summer Concert Series 2022

Securing entertainment for the 2022 Summer Entertainment Series and updating sponsorship materials.

✚ Cosley Foundation

Cosley Tails Newsletter

The winter newsletter is planned for a December release.

Fundraising Appeals

The year-end appeal began the week of November 8 and has raised more than \$12,000 as of December 1, 2021. The year-end appeal features a \$25,000 matching gift challenge. A lapsed donor mailing is planned for mid-December.

Cosley - Membership:

	Eagle	Wild Bunch	Wild Bunch Plus	Keepers Club	Animal Adoptions	Total Members	New Members	Renewed Members
November 2021	7	33	3	12	4	59	42	17
Total Current (as of 12/1/2021)	74	545	153	143	24	939		

Run for the Animals | June 4, 2022

Registration opens in early January 2022. Event planning efforts are based on the assumption that we will be able to return to a full race

Festival of Lights | November 26 – December 30, 2021

Sponsors secured at a total of \$6,800

✚ DuPage County Historical Museum Foundation

Fundraising Appeals

The year-end appeal began in mid-November with emails and social media posts and has raised nearly \$500 as of December 1, 2021. Many mailed letters will be received in homes in early December.

Casino Night | Friday, March 11, 2022

The event is scheduled to return next March after a two-year hiatus due to COVID-19. Next year's event will take place at Arrowhead Golf Club and move to a Friday evening. Sponsorship secured: \$5,000.

Mad Fore Plaid | January 20, 2023

Staff has begun conversations with the Wheaton Public Library. The event is planned for January 20, 2023, at the library. Planning will begin in the summer.

✚ Play For All Playground & Garden Foundation

Fundraising Appeals

Year-end fundraising efforts total more than \$3,300 as of December 1, 2021. Approximately \$9,500 remains to be raised to fully fund the 2021 match. Proceeds from 2021 Reindeer Run will count toward the match and are not yet included in the total funds raised.

Straight From the Tap is returning on February 19, 2022, with silent auction/raffle proceeds benefitting the Foundation.

Construction

The shipping on both the Gravity Rail and Net Climber has been delayed due to supply chain issues. The DuPage Foundation, who helped to fund both projects, has been made aware of the delay.

Upcoming Special Events

R33M Winter Tough Hockey Tournament | January 29

Ice-A-Palooza | February 5

Straight from the Tap | February 19

Casino Night | March 11

TO: Michael Benard, Executive Director
FROM: Daniel Novak, Director of Athletics & Facilities
RE: Athletics & Facilities Board Report
DATE: December 1, 2021



Athletics

Professional Development

- Darrell Houston became a Certified Park and Recreation Professional (CPRP) through the National Recreation and Park Association.
- Athletic Manager Dolphin was accepted to be a speaker at the 2022 IPRA State Conference in January. The session is titled Mic Check: The Podcast Experience and the Ever-Changing Landscape of Virtual Marketing.
- **Baseball/Softball**
 - Baseball/Softball had their bid opening for 2022 uniforms and equipment. Extensive research and inventory compilation took place to ensure the program is receiving high quality equipment at the best price possible to keep the program growing and thriving.
 - Baseball/Softball was able to lower annual part time staff costs from \$26,026.15 in 2019 to \$2,546.82 in 2021 by having full time staff take on various duties of the program including field lining and equipment management.
 - Fall Baseball/Softball surveys were returned with an average score of 4.29 (out of 5) in regard to the value the program provides and an average score of 4.19 (out of 5) in regard to the participant's overall experience in the program.
- **Rams Football**
 - Rams Flag Football surveys were returned with an average score of 4.16 (out of 5) in regard to the value the program provides and an average score of 4.13 (out of 5) in regard to the participant's overall experience in the program.
 - Rams Football is beginning its 3-year process of overturning the helmet inventory to ensure that participants are being equipped with high quality helmets when they are out on the football field. Rams Football recently completed this process with the shoulder pads inventory.
- **Rams Cheerleading**
 - Rams Cheerleading had all 6 teams earn a bid to the state competition. This competition takes place on December 4th/5th at the NIU Convocation Center.
- **Fall Volleyball**
 - Fall Volleyball ended December 3rd. This year had 211 participants bringing in \$19,870 in registration fees. In 2020 we had 188 players bringing in \$17,894 in registration fees. That is a 11% revenue increase and 12% participant increase from the Fall 2020 season to this Fall season.

- **Central Athletic Complex**

- Fall programming has ramped up in the CAC including cheerleading, volleyball, and basketball.

Usage Hours for October			
Categories	2020	2021	Change %
Paying Renters	104.25	51.50	-50.6%
Complimentary	0.00	0.00	0.0%
WPD Programs	174.25	282.25	62.0%
WPD training	0.00	0.00	0.0%
TOTAL	278.50	333.75	19.8%

YTD Total Usage Hours			
Categories	2020	2021	Change %
Paying Renters	737.33	905.00	22.7%
Complimentary	10.00	0.00	-100.0%
WPD Programs	3,603.00	4,267.75	18.4%
WPD training	6.00	0.75	-87.5%
TOTAL	4,356.33	5,173.50	18.8%

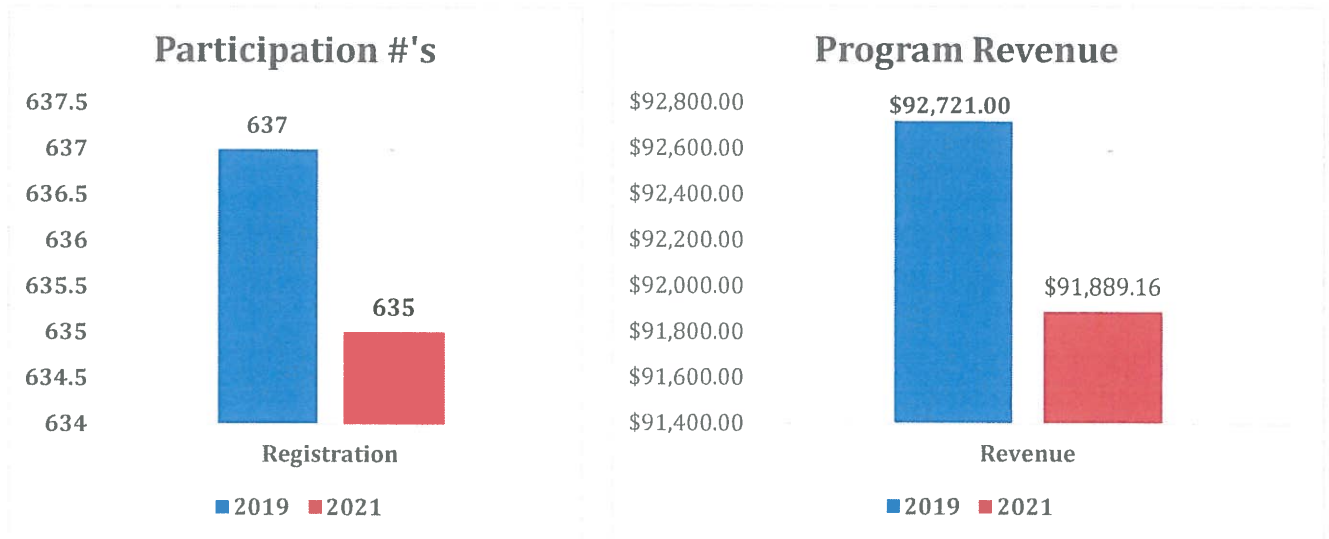
Total Rental Revenue			
Month	2020	2021	Change %
January	\$6,973.75	\$1,665.00	-319%
February	\$7,867.90	\$5,474.50	-44%
March	\$3,749.50	\$7,167.00	48%
April	\$8,960.00	\$12,225.50	27%
May	\$470.00	\$14,347.00	97%
June	-\$4,328.74	\$2,405.00	280%
July	\$3,615.00	\$931.00	-288%
August	\$927.50	\$1,400.00	34%
September	\$3,490.00	\$3,150.00	-11%
October	\$5,142.00	\$3,345.00	-54%
TOTAL	\$36,866.91	\$52,110.00	29%

- **Camp Sports and Sorts Thanksgiving Break**

- Camp Sports & Sorts Thanksgiving break camp was held at the Central Athletic Complex on November 22nd, 23rd, and 24th. We had a total of 72 people registered over the 3 days. Camp went great and staff did a wonderful job.

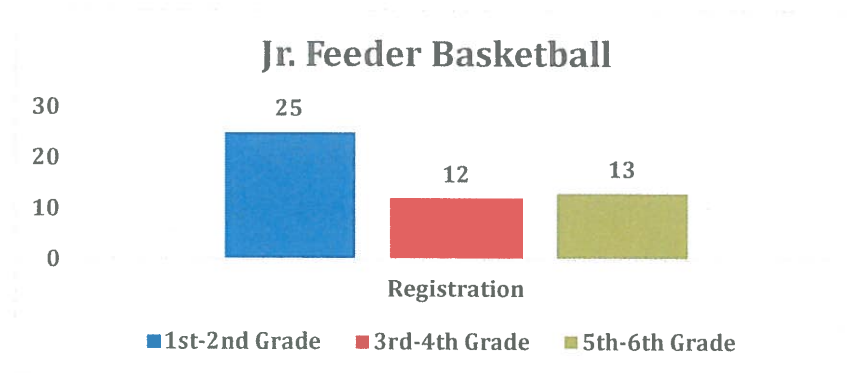
- **In-House Basketball League**

- Fall in-house basketball league is back to its regular format and the season is going very well. The season started on Saturday, October 23rd. Below is a breakdown of registration numbers comparing the past two regular seasons.



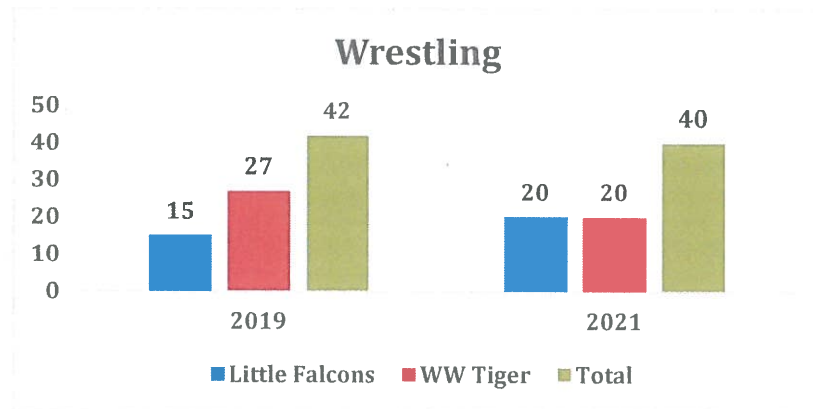
- **Jr. Feeder Basketball**

- New this year is the Jr. Feeder Basketball program. This program is offered once a week with professional trainers for anyone who is looking to bridge the gap between in-house and feeder basketball.



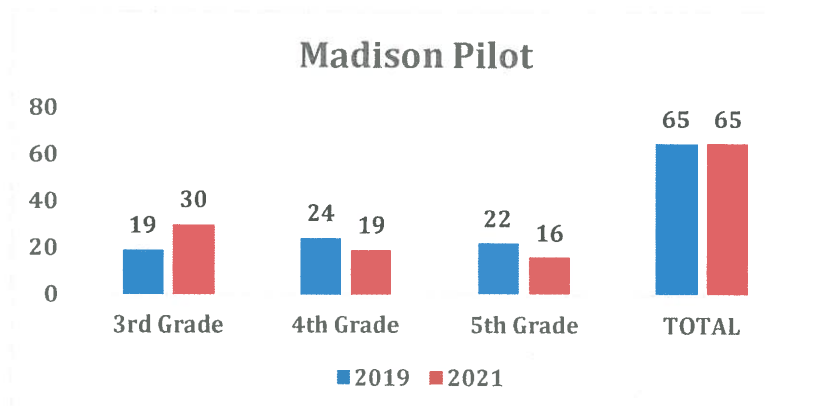
- **Wrestling**

- We have a great relationship with both Wheaton North and Wheaton-Warrenville South High School wrestling programs. Below you will see the comparison of numbers for both programs from 2019 compared to 2021.



- **Madison Pilot Basketball**

- The Madison Pilot Basketball Program is back this year and registration numbers are great! We are happy to have this program back this year after having to take a break last year due to Covid. Below you will see the comparison of numbers comparing 2019 to 2021.



- **Strength For Kids**
 - Strength for Kids is a new program for 2021 that is hosted by Midwest Strength and Performance at their downtown Wheaton location. We have partnered together to offer a program for youth that helps promote strength and confidence. It originally started out as a boxing program but transformed into Strength for Kids so it could incorporate more than just Boxing. This program has had 21 participants this year with one more session in December. This partnership has been great, and we look forward to offering this program in 2022.
- **Soccer Shots (Fall – Session 2)**
 - Classes ended December 21st. This year we had 55 participants and \$5,714.00 in registration fees. In 2020 we had 31 players and \$2,891.00 in registration fees. That is a 97% revenue increase and 77% participant increase.
- **CAC Ice Rinks**
 - Ice Rinks opened November 26, 2021. Opening weekend saw 426 open skate reservations and 275 hockey rink reservations.



- **Wings SC**
 - Wings SC wrapped up the fall season in mid-November. Teams will begin practice for the winter season in early December and indoor games will begin at the Naperville and Westmont Yards in the middle of December.
- **Gymnastics**
 - Fall session I wrapped at the end of October. There were 103 total participants bringing in \$8,778.00 in registration fees. In 2019, there were 92 total participants bringing in \$7,600.00 in registration fees.
- **Outdoor Field Rentals**
 - Throughout the fall season Athletics received numerous inquiries for field rentals for various sports including baseball, softball, football, soccer, and ultimate frisbee. Starting in September these rentals have generated \$23,932.76 so far.

Aquatics/Safety

- Pool Pass Sales began on November 18. Patrons are being offered a 20% discount through December 20th that matches the 2021 Season pricing. Current sales total 1,318 passes and \$67,025 in revenue.
- Max met with the incumbent Head Swim Team coach for the Barracudas and worked on preseason swim team plans. The Swim Team conference will be meeting in December to solidify the plans for the 2022 season.
- Max continued attending PDRMA's annual Risk Management Institute virtually.
- The Wheaton Park District officially scored the "Gold Award" from Ellis and Associates for the 2021 aquatics season. Only aquatics facilities that consistently "exceed" the standards laid out by the Ellis program receive the Gold Award.

Parks Plus Fitness

- November PPFC revenue up over \$12,000: 2021 vs 2020
 - Overall PPFC up over \$40,000: 1-12, 2020 vs 1-11, 2021.

PPFC Membership Breakdown	Annual**	3-Month	1-Month	Fit-N-Swim	Total**
November 2021	2,216	1	11	-	2,228
November 2020	1,587	2	36	-	1,625
October 2021	1,885	5	9	-	1,899
October 2020	1,317	8	11	-	1,336
September 2021	1,877	2	6	-	1,885
September 2020	1,400	3	14	-	1,417
Monthly Total Attendance/Usage	2,940				

PPFC November 2021 New and Renew Memberships:

Membership Type	New*	Renew	Total Amount
Annual PIF	27	65	\$19,730
United Healthcare	7	3	\$416.00
Silver/Prime/Fit	10	2	\$2,793.00
3-Month	1	0	\$147.00
Total for all Types	85	30	\$23,086

TO: Mike Benard, Executive Director
FROM: Rob Sperl, Director of Parks & Planning
DATE: December 8, 2021
SUBJECT: Board Report November

Administration/Overall Department

- The full-time position open of Facility Operations has been filled with a start date of December 13th. Several interviews for the PM custodial position have taken place and we have an internal candidate that is being considered.
- Our remaining seasonal employees have left for the winter.
- Park Permitting – Five Park rentals occurred in November.
- Commemorative Program- One new bench was purchased. Three trees and one bench installation were completed. Commemorative program is being updated with new pricing, tree choices and area availability that was approved by the board. A new brochure is being completed. Applications will be accepted throughout the year and installations will resume June through November for the 2022 season.
- Due to the small amount of firewood available, we are not anticipating having any available to the public for the 2021/22 season. Wood currently available will be used for programming and the warming house sled hill shelter.
- Flags were installed at Memorial Park during the week of Veterans Day. Flags were available for sale to benefit the local Doodlebug Workshop.
- We accepted the donation of a limestone sculpture from a local resident. The four pieces comprising the sculpture weigh an estimated half-ton. We are seeking to install it in Rotary Park this coming spring.
- The department assisted in unloading the annual delivery of trees to Cosley Zoo.
- Representatives from the Buffalo Grove Park District toured the Memorial bandshell. They are in the process of designing their own facility.

Planning

- Bids were received for the district's alarm and security systems.
- Change order three for a conduit to the Arrowhead chemical storage building was received from the contractor.
- We met with our interior designer for the Community Center to review color palettes and material selections.
- We are continuing to work with our consulting engineers on the potential redesign of the Community Center parking lot.

Parks & Buildings Operations

- Installed 4 new roof top heating/air conditioning units at the PSC. This included removing the old units and setting the new units on new mounting plenums and running gas piping and electrical feeds to the units.
- Shut down and blew out the waterlines to all 28 drinking fountains and wrapped the fountains in plastic for the winter to prevent debris from clogging them.
- Shut down all the shelter restrooms and blew out the waterlines.
- Shut down Clocktower building and blew out all the waterlines, and drained both ponds in the miniature golf course.
- The Rotary Park water feature was drained, pump removed, and cover installed for the winter.
- All lighting timers were re-set to allow for daylight savings time, all clocks were set to the corrected time.
- Holiday lights were installed at the Museum, Memorial Park and Cosley Zoo.
- HVAC work orders for winter maintenance on all water heaters and boilers was completed.
- The damaged split rail fence along Prairie Path Park was removed entirely. The fence was in poor condition and no longer necessary to deter access.
- Extra cleaning for the CAC was performed during the added programming from the CUSD 200 break.
- An electric heater was wired and installed in the observation bubble at the CAC ice rink.
- Repaired and replaced bulbs for the theater stage lighting in the CC Memorial room.
- Moved desks and removed window treatments at the Lincoln Marsh house so an outside contractor could replace the windows.

Projects and Special Events

- Central Athletic Center Ice Rink build began on November 1st. The build took three weeks of installing dashers, rolling out coils, putting in the headers, building knee walls and barriers, setting up the fence and making ice. Ice rinks were opened on Friday, November 26th. We are now in the maintenance phase of maintain ice on the rinks.
- Assisted in Christmas tree unloading and setup at Cosley zoo.
- Signs and banners for the Festival of Lights, Reindeer Run, Christmas Parade, and CAC Ice rinks were printed.
- The first Wheaton Christmas parade requested two parks event staff to assist in set up, staffing and take down.

Horticulture, Turf & Natural Resources

- Staff assisted with the skating rink set-up. Including mulching leaves, building dashers, overnight flooding and freezing.
- Staff took down soccer goals, football bleachers and stanchions once the season was over.
- The band shell suffered some minor vandalism to the concrete by kids skidding their tires and creating black marks. Staff power washed the marks and any food stains on the stage as well as the front concrete seating area.
- The soccer fields suffered quite a bit of damage from overuse and lack of rainfall. This resulted in the need for some major repairs to be done before the spring season starts up. Areas that were thin or bare were removed and new sod was installed. Over 6,000 square feet of sod was added to these areas in hopes that the fields would be in playing shape come spring.
- Athletic fields were aerated to open the fields to allow moisture and oxygen into the soil and root systems of the grass reducing compaction that occurs over the year from overuse.
- After not being in use the previous winter, the shelter house at Northside Park was prepared to open for winter activities this season. The shelter house was cleaned, safety rubberized mats were installed along with benches, and the fireplace was made ready with firewood stacked for the season.
- The sled hill was set up for the sledding season. The set-up entails adding boards to the chain link fence, a breakaway fence was installed at the bottom of the hill and padding was put around the trunk of the large sycamore tree.
- November is a big leaf clean up month. As leaves fall, staff spend time picking up and mulching leaves. In addition, they also cut back some perennials to be ready in spring for the new growing season.
- Staff assisted with unloading Christmas trees for Cosley's tree sales. This was only 3 days this year as opposed to the usual 4-5.
- Staff decorated some containers with natural greens for the season and our creative staff added snowmen made from log rounds that have been very well received.

Conservation

- Tree work including removal, pruning, and stump grinding at different parks.
- Assisted in Christmas tree unloading and setup at Cosley zoo.
- Assisted in holiday décor at Museum, Parks and Community Center.

Fleet Mechanics

- All winter prep is completed including equipment prep, plow installation on trucks and preparing the salt truck for use.

- Ice resurfacer was maintained and dropped off at the ice rinks ready for use.
- The districts first order of road salt was received.



WHEATON PARK DISTRICT

Wheaton Park

Maintenance Summary Report II

Completion Date on or after 11/01/2021
 Completion Date on or before 11/30/2021
 RC Code is equal to PSC

WO Type	# WO	Total Hours	Total Labor Cost	Total Material Cost	Total Contractor Cost	Total Other Cost	Total Cost
Corrective Maintenance	37	53.00	1445.92	28.52	0.00	542.22	2016.66
General Maintenance	32	758.75	18403.17	122.48	0.00	140.70	18666.35
Inspection	159	6.00	116.45	0.00	0.00	0.00	116.45
PM Repair	8	24.00	619.52	0.00	0.00	0.00	619.52
Preventive Maintenance	483	570.25	11922.41	736.01	0.00	116.39	12774.81
Service Request	38	347.25	7413.99	0.00	0.00	0.00	7413.99
Signs and Banners	3	0.50	10.28	0.00	0.00	0.00	10.28
Standing WO	9	1697.50	33156.90	0.00	0.00	0.00	33156.90
Total	769	3457.25	73088.64	887.01	0.00	799.31	74774.96
Average Time	9.47						
Average Cost	97.24						

TO: Michael Benard, Executive Director
FROM: Vicki Beyer, Director of Recreation
RE: Recreation Department Report
DATE: December 3, 2021



Recreation Department- General

- The Community Center hosted a COVID-19 vaccine clinic for individuals ages 5-11 on Monday, November 15 from 3-6:30P. The clinic provided the first dose of the vaccine to 211 individuals. Second dose appointments are scheduled for Monday, December 6; same time and location. To make the clinics less stressful for those who may have vaccination anxiety, the Recreation Team planned activities including movies, a balloon artist, face painting and freshly popped popcorn. Twenty-two (22) full-time staff volunteered to assist. These clinics are offered in cooperation with CUSD 200 and Positive Health Services.



Preschool & Camps- Jamie Martinson

Camps

- No Schoolapalooza camp was held at the Community Center over Thanksgiving break with over 30 children enrolled. Campers enjoyed crafts, games, and athletics.
- J. Martinson is working on securing returning camp staff for the upcoming 2022 camp season.

Programming/Events:

- Recreation Department hosted the annual Mother/Son Bingo Event, with over 30 couples in attendance. Participants enjoyed bingo, cookies, and prizes!




- Prep continues for the upcoming 5th annual Pizza with Santa event. We are expecting over 200 in attendance to see Santa, enjoy pizza, make a holiday keepsake craft, and enjoy stories with our preschool teachers- December 10 from 5:30-7pm.

Adult Education- Matthew Wrobel

- Pickleball is underway indoors for the remaining 2021 season. Places to play include the CAC on Wednesday mornings from 9:30am-12:30pm in the large gym. Currently three courts are available for all skill levels. The second location for indoor pickleball play is at the Wheaton Park District Community Center on Sunday mornings from 9am-12pm. Three courts are available and staffed by Theresa Lemmer, Pickleball instructor.
- Children's Playhouse will be presenting "The Best Christmas Pageant Ever!" on Friday, December 3 and Saturday, December 4 at the Community Center.
- Northside Warming Shelter preparations are underway to have it open and available for the first adequate snowfall for the 2021-2022 season. A combined training with the Athletic and Recreation Departments will be taking place on Saturday, November 20. Trainings will include operations for both CAC Ice Rinks and Northside Warming Shelter with the addition of CPR/First Aid certifications.

Mary Lubko Center- Megann Panek

- MLC had 2 trips in November:
 - Forever Plaid at Drury Lane – 14 patrons
 - Churches and Chocolate Tour in Chicago – 23 patrons
- The MLC had 3 paid rentals in November.
- M. Panek met with Glen Ellyn Senior Programming Supervisor regarding co-oping trips and programs
- Over 50 members of our Pedal Pushers met for their wrap-up meeting at the bandshell on Thursday, November 4.
- A paint class sponsored by Senior Helpers was attended by 9 patrons on Wednesday, November 17.



Lincoln Marsh/Green Team- Terra Johnson, Deb Ditchman

- Lincoln Marsh staff presented 46 outdoor education programs to 613 participants in November.
 - 29 environmental education programs presented to 361 participants.
 - 17 teams course programs presented to 252 participants.
- 2 groups rented 4 GPS units as part of our self-guided Tree and Critter Geocache hunt.
- Staff presented a lesson on Owl adaptations and food webs to 5th graders at Wheaton Christian Grammar School.
- Family programs continue to grow! We added 3 sessions of the popular Owl Prowl program and 1 session of the Fall Family Hike to accommodate interest and waitlists.
- Staff presented the Harvest Happenings Camp at the Girl Scout Cabin over the Thanksgiving school break.
- The Teams Course officially closed for the season. Since the course opened in June, staff facilitated 27 cooperative games programs for 377 participants and 56 teams' programs for 826 participants.
- Staff are winterizing the Teams Course and closing it for the season.

Customer Service & Registration- Sue Vasilev, Lyn Havelka & Rick Napier

DAYTIME COMMUNITY CENTER MANAGER- Rick Napier

- Ran Transcode Activity and Household Sales reports to determine web donations for Foundations as per Marketing and Development Coordinator.
- Working in Teamworks, completing tasks assigned by VSI in preparation for RecTrac Migration
- Created LCMEM9 Non-resident Mary Lubko membership for 2022
- Added sales prices to RecTrac for PPF membership November sale
- Created button in Community Center POS for WPD 100th Anniversary Ornament
- Hired and trained new Customer Service Attendant
- Attended RecTrac User Group at Wilmette Park District on Thursday, November 18, 2021.
- Added 2022 Pool Passes online for November sale.

EVENING / WEEKEND COMMUNITY CENTER MANAGER- Lyn Havelka

- Registered staff for 2022 IPRA Conference
- Completed Postage Lease Agreement and install of new postage machine at Prairie Office
- Assisted Athletic Department in completing hire paperwork (I-9's, background check forms)
- Continued to collect the Independent Contractor Agreements and Certificates of Insurance for Recreation programs

REGISTRATION MANAGER- Sue Vasilev

- Spring 2022 – Reactivated/updated the spring activity codes in the database. There are 401 program offerings. New activity codes created:
 - Adult Ed – 1 program
 - Nature – 1 program
 - Athletics –1 program; 2 activity sections
- Camp/Aquatic programs 2022 – In the process of reactivating/updating the summer activity codes in the database. New activity codes created:
 - Varied Interests – 1 camp

- Cosley Zoo – 2 camps
 - Museum – 4 camps; 6 activity sections
- Fall 2021 programs – Due to popular demand new classes have been created.
 - Lincoln Marsh – Additional class created for the Owl Prowl program and 5 new sections for the Candy Cane Hunt
 - Early Childhood – Created 2 new activity codes: total of 6 sections for No Schoolapalooza Before/After Care.
 - MLC – Additional class created for waitlisted participants for the Chunky Knit Blanket program.
- Athletic Dept. responsibilities – Updated 225 core programs to reflect new program managers emails for the various athletic programs. A total of 1,125 data fields have been updated including email notifications for new registration and refunding of classes for family members that need a WDSRA aide, medical/allergy alerts or those opting out of having a photo taken.
- **November Leisureship Program**
 - 30 families have been assisted in current fiscal year
 - 14 families had been assisted in the 2020 fiscal year
 - 114.29% increase in families requesting assistance from 2021 vs. 2020
- **Activity Registration Summary for November**
 - Total registrations: 1,581
 - Fees processed: \$103,745.45
 - Web registration: 1,323
 - Web percent: 83.68%
 - Walk-in registration: 258
 - Walk-in percent: 16.32%
- **Winter Registration Comparison Summary 2019 /2021- First 24 hours of Resident Registration**

2021		2019	
Total registration	607 (44.52% increase)	Total registration	420
Fees processed	\$52,827 (32.37% increase)	Fees processed	\$39,910
Web registration	585 (53.14% increase)	Web registration	382
Web percent	96.38% (5.97% increase)	Web percent	90.95%
Walk-in registration	22 (42.10% decrease)	Walk-in registration	38
Walk-in percent	3.62% (60% decrease)	Walk-in percent	9.05%