



Wheaton Park District

PUBLIC NOTICE

**Wheaton Park District Board of Commissioners Regular Meeting
Wednesday September 17, 2014 7:00 p.m.
City of Wheaton Council Chambers 303 W. Wesley Street Wheaton, Illinois**

September 12, 2014

Public notice is hereby given that the Board of Park Commissioners of the Wheaton Park District, DuPage County, Illinois (the "Park Board") will hold a meeting at 7 pm on Wednesday, September 17, 2014. The meeting will take place at Wheaton City Hall, 303 W. Wesley, Wheaton, IL. Please contact Michael J. Benard, Board Secretary, for further information.
mbenard@wheatonparks.org

Michael J. Benard
Secretary

Persons with disabilities requiring reasonable accommodation to participate in this meeting should contact the park district's ADA Compliance Officer, Michael Benard, at the park district's Administrative Office, 102 E. Wesley Street, Wheaton, IL Monday through Friday from 8:30 am until 4:30 pm at least 48 hours prior to the meeting. Requests for a qualified ASL interpreter require five (5) working days advance notice. Telephone number 630.510-4944; fax number 630.665.5880; email dsiciliano@wheatonparks.org



Wheaton Park District

The Agenda for the September 17, 2014 Meeting is as Follows:

CALL TO ORDER

PRESENTATIONS

- DuPage County Historical Museum – New Exhibit “Inheriting DuPage”

COMMUNITY INPUT

Public comments are important to the Board. However, it is the Board’s policy not to take action on items until time has been taken to gather information and discuss all options. Lack of action does not imply lack of interest in the issues. During the community input portion of the agenda the board typically will ask residents to provide input prior to accepting input from non-residents.

CONSENT AGENDA

Consent Agenda items are considered by the Park District to be routine and will be enacted in one motion. There will be no separate discussion on these items. If a member of the Park Board requests, a Consent Agenda item will be removed from the Consent Agenda and considered as an individual item at the end of old or new business.

- A. Approval of the August 20, 2014 Regular Meeting Minutes
- B. Approval of the Disbursements totaling \$ 1,525,031.31 for the period beginning August 13, 2014 and ending September 9, 2014.
- C. Approval of Purchases and Contractual Services over \$9,999.99 and under the Bid Limit of \$20,000.00
 - Stand on Mowers (2) – DeKane Equipment Corp \$14,069
 - Driving Range Mats (30) – Range Servant America \$10,500
 - Driving Range Dividers (30) – Range Servant America \$13,950

Persons with disabilities requiring reasonable accommodation to participate in this meeting should contact the park district’s ADA Compliance Officer, Michael Benard, at the park district’s Administrative Office, 102 E. Wesley Street, Wheaton, IL Monday through Friday from 8:30 am until 4:30 pm at least 48 hours prior to the meeting. Requests for a qualified ASL interpreter require five (5) working days advance notice. Telephone number 630.510-4944; fax number 630.665.5880; email dsiciliano@wheatonparks.org



Wheaton Park District

NEW BUSINESS

1. Bid Results and Recommendation – Concrete for Driving Range Upgrade in the amount of \$116,227 Chadwick Contracting
2. Bid Results and Recommendations – Program Guide Printing 2015 Editions in the amount of \$112,058 The Strathmore Company
3. Approval to Purchase and Installation of Playground Safety Surfacing in the amount of \$47,263.32 Kompan Inc. Vitriturf to be reimbursed by the Paly for All Foundation in Accord with Ordinance 2014-05

REPORTS FROM STAFF

- Leisure Center 2013 Annual Report
- Executive Director
- Finance, Special Facilities, Marketing, Development, Recreation, Parks and Planning

GENERAL COMMENTS AND DISCUSSION / BOARD SUBCOMMITTEE UPDATES

CLOSED SESSION

- a. Appointment, Employment, Compensation, Discipline, Performance, or Dismissal of Specific Employees, 5ILCS 120/2 (c) (1)
- b. Purchase or Lease of Real Property, 5ILCS 120/2 (c) (5)
- c. Setting of Price for Sale or Lease of Property Owned by the Public Body, 5ILCS 120/2 (c) (6)
- d. Pending, probable or imminent litigation, 5ILCS 120/ 2 (c) (11)
- e. Approval, Review and Release of Closed Session Minutes, 5ILCS 120/2 (c) (21)

POSSIBLE ACTION ON ITEMS DISCUSSED IN CLOSED SESSION

ADJOURNMENT

Persons with disabilities requiring reasonable accommodation to participate in this meeting should contact the park district's ADA Compliance Officer, Michael Benard, at the park district's Administrative Office, 102 E. Wesley Street, Wheaton, IL Monday through Friday from 8:30 am until 4:30 pm at least 48 hours prior to the meeting. Requests for a qualified ASL interpreter require five (5) working days advance notice. Telephone number 630.510-4944; fax number 630.665.5880; email dsiciliano@wheatonparks.org



Wheaton Park District

Wheaton Park District Board of Commissioners Meeting

Wednesday August 20, 2014 7:00 p.m.

City of Wheaton Council Chambers
303 W. Wesley Street Wheaton, Illinois

CALL TO ORDER – President Kelly called the meeting to order at 7:00 p.m. Commissioners Luetkehans, Hodgkinson, Mee, Morrill, Schobel, and were present.

Commissioner VanderSchaaf arrived at 7:02 p.m.

PRESENTATIONS

Development Director Sarah O'Donnell spoke about several fall park district and foundation events including Live at the Zoo, On Par For DuPage, and the Chicago Suburban Antiques Dealers Association Fall Fox Valley Antiques Show "Pioneer Spirit. She invited all to attend.

COMMUNITY INPUT

None

CONSENT AGENDA

- A. Approval of the July 16, 2014 Regular Meeting Minutes
- B. Approval of the Disbursements totaling \$1,866,556.92 for the period beginning July 9, 2014 and ending August 12, 2014.
- C. ~~Approval of Purchases and Contractual Services over \$9,999.99 and under the Bid Limit of \$20,000.00~~

Commissioner Schobel moved to approve the Consent Agenda as presented.
Commissioner Mee seconded. Motion passed by voice vote.

UNFINISHED BUSINESS

- 1. Buildings and Grounds Subcommittee – Review and Possible Action on Change Orders for Ongoing Capital Projects.
No report.
- 2. Finance Subcommittee – Review of 2015 Budget Preparation Status and Calendar
President Kelly stated that the Finance Subcommittee meeting is being held on Friday August 22 at 7:00 am at the Museum. The meeting has been noticed so all are welcome to attend.

3. Policy Review Subcommittee – Review of Park Use Ordinance Draft
President Kelly recommends that Aquatics Manager Wendy Russell go through the pool section. He would like to see the ordinance defer to the rules at the pool.

Commissioner Luetkehans stated he would send Mike and the subcommittee his comments/suggestions on the ordinance. President Kelly suggested that if anyone else has any suggestions they send their comments to the subcommittee.

Executive Director Benard stated that staff and the subcommittee would like to have this complete by the end of the year.

4. Museum Foundation Board of Directors – Review of Process for Appointments
Executive Director Benard stated that this document was created to start a dialogue with the Finance Subcommittee. President Kelly suggested that staff start incorporating the commissioners input into the process to fill open seats after the policy is in place.
5. Resident Concern Follow Up – Pool Pass Rates
Executive Director Benard stated that the resident who brought this to our attention was correct, about nonresidents buying passes in a volume discount as opposed to a resident buying a four pass purchase. President Kelly suggested that staff make available a volume book for residents and one for nonresidents at two different rates.

NEW BUSINESS

1. Ordinance No. 2014-08 Approving the Disposal and Sale of Personal Property Owned by the Wheaton Park District

Commissioner Mee moved to approve Ordinance No. 2014-08 Approving the Disposal and Sale of Personal Property Owned by the Wheaton Park District including a 1999 Cushman #1111 – utility vehicle and a 2003 Kawasaki Mule #2550 – utility vehicle. Commissioner Morrill seconded.

Motion passed by roll call vote.

Ayes: Luetkehans, Hodgkinson, Mee, Morrill, Schobel, VanderSchaaf, Kelly

Nays: None

2. Adoption of Amended Wheaton Park District Safety Policy

Commissioner Hodgkinson moved to approve the Adoption of Amended Wheaton Park District Safety Policy and procedures manual for safety and crisis management. Commissioner Morrill seconded.

Commissioner Hodgkinson stated to the rest of the board that the Policy Subcommittee already reviewed this policy and was in agreement with passing it.

Motion passed by roll call vote.

Ayes: Luetkehans, Hodgkinson, Mee, Morrill, Schobel, VanderSchaaf, Kelly

Nays: None

3. Adoption of Amended Athletic Field Use Policy and Fee Structure

Commissioner Mee moved to table the proposed Outdoor Athletic Area Policy. Commissioner Luetkehans seconded. Motion passed by voice vote.

4. Appointment of Speer Financial as Municipal Advisor for the Wheaton Park District

Commissioner Morrill moved to approve the Appointment of Speer Financial as Municipal Advisor for the Wheaton Park District for 2014/2015. Commissioner Schobel seconded.

Commissioner Luetkehans asked when the last time we did an RFP on this. Executive Director Benard replied 2008. Commissioner Luetkehans recommends that we do one since it's been six years. Commissioner VanderSchaaf asked Finance Director Rita Trainor for more information. Trainor stated our bond council recommended that our board approve our municipal advisor. This can be changed at our board's discretion at any time. Trainor stated that nothing is going to change in Speer's services to us. Commissioner Vanderschaaf stated she would like a report on what this designation mandates that whomever we appoint has specific responsibilities to us as our fiduciary. The board would like to know the additional ones as well; Benard said that staff will provide a memo for the next agenda.

Motion passed by roll call vote.

Ayes: Luetkehans, Hodgkinson, Mee, Morrill, Schobel, VanderSchaaf, Kelly

Nays: None

5. Approval for Commissioner Attendance to the National Recreation and Parks Association Educational Conference and Exposition in Charlotte North Carolina October 14-17, 2014 at a cost not to exceed \$2,300 per Commissioner

Commissioner Morrill moved to approve the Commissioner Attendance to the National Recreation and Parks Association Educational Conference and Exposition in Charlotte North Carolina October 14-17, 2014 at a cost not to exceed \$2,300 per Commissioner for three commissioners to attend. Commissioner Luetkehans seconded.

Commissioner VanderSchaaf asked which three commissioners were attending. Benard stated it was Mee, Morrill and Schobel.

Motion passed by roll call vote.

Ayes: Luetkehans, Hodgkinson, Mee, Morrill, Schobel, VanderSchaaf, Kelly

Nays: None

6. Elliot Lake Shoreline Restoration Project Bid Results and Recommendation
Commissioner Mee moved to approve a contract with the low bidder EnCap in the amount of \$539,546 for repair of the berm, dewatering the lake, reshaping the shoreline, installation of a rock toe at the water edge, rock outcroppings, native plantings, and three years of maintenance to establish the plantings. Commissioner Schobel seconded.

President Kelly stated that the district will have to spend additional money repairing parking lot damage when the project is completed.

Motion passed by roll call vote.

Ayes: Luetkehans, Hodgkinson, Mee, Morrill, Schobel, VanderSchaaf, Kelly

Nays: None

7. Athletic Field Naming Recommendation

Commissioner Morrill moved to Approve the naming Atten Park field #17 The Ron Elanbass Field. Commissioner Schobel seconded. Motion passed by voice vote.

Commissioner Morrill moved to approve naming the indoor synthetic turf gymnasium the Jerry Champion Fajkus Field. Commissioner Luetkehans seconded. Motion passed by voice vote.

Commissioner Morrill thanked Ron Elenbass for volunteering for the park district for 50 years as the Equipment Manager. He also thanked Jerry Fajkus for starting the park district soccer program in 1973. Morrill wanted everyone to know what wonderful things these men did for the park district's athletic programs. Naming ceremonies will be held at future date.

- **REPORTS FROM STAFF**

Executive Director Benard stated that staff will be providing a draft of the strategic plan in September. He would like a subcommittee for this. Commissioner Morrill and Commissioner Hodgkinson volunteered.

Commissioner Schobel asked Director of Special Facilities Andy Bendy how many trees have been removed at Arrowhead. Bendy replied that 70 of the 200 that are scheduled have already been removed. 43 of those have been replaced already. Superintendent of Horticulture Deb Seymour stated that 450 will be removed from the districts parks, 39 have been replaced so far.

Commissioner Morrill congratulated Cosley Zoo on increasing their revenue. He congratulated Wendy Russell on exceeding expectations on the Ellis audit,

Commissioner VanderSchaaf stated she would like to see a report from Executive Director Benard on servicing ATM's at Arrowhead.

Commissioner Mee congratulated Benard and staff on the Cosley Classic and Brew Fest, they were both well attended. Commissioner Morrill and Schobel both thought it was a

combination of weather and that the pool is getting older and is maybe not as attractive to patrons as it used to be.

Commissioner Hodgkinson congratulated the Museum staff for providing such educational and diverse programs. She also congratulated Director of Marketing Margie Wilhelmi on the groupings for Clocktower. She congratulated Development Director Sarah O'Donnell on the National Endowment Grant.

Commissioner Luetkehans asked what we are doing with the land at Clocktower. Benard stated we will update the facility after our new lease with the county is signed. President Kelly recommended that staff put this expense in the 2015 budget.

ADJOURNMENT

At 7:53 p.m., Commissioner Morrill moved to adjourn the meeting. Commissioner Hodgkinson seconded. Motion passed by voice vote.

Accounts Payable

Checks Approval Document

User: rtucker
Printed: 9/9/2014 - 10:34 AM



Wheaton Park District

Board of Commissioners Report From the Period Beginning August 13, 2014 and Ending September 09, 2014.

| Fund | Description | Amount |
|------|-------------------------|------------|
| 10 | General | 158,538.81 |
| 20 | Recreation | 348,937.30 |
| 22 | Cosley Zoo | 22,627.73 |
| 23 | Liability | 42,557.09 |
| 26 | IMRF | 63,155.56 |
| 40 | Capital Projects | 342,771.17 |
| 60 | Golf Fund | 424,781.56 |
| 70 | Information Systems ISF | 10,524.80 |
| 75 | Health Insurance | 111,137.29 |

Report Total:

1,525,031.31

To the Board of Commissioners

The payment of the above listed accounts has been accepted by the Park District Board of Commissioners at their meeting held on September 17, 2014.

(Treasurer)

(Secretary)

Accounts Payable

Checks Approval List

User: rtucker
Printed: 9/9/2014 - 10:40 AM



Wheaton Park District

Board of Commissioners Report From the Period Beginning August 13, 2014 and Ending September 09, 2014

| Fund | Description | Vendor No | Vendor Name | Line Item Description | Check No | Invoice Number | Batch Number | GL Account Number | Amount |
|---------------|---|-----------|-------------|-----------------------|----------|------------------|--------------|-------------------------|----------|
| 10 | General | | | | | | | | |
| 00001 | 1st AYD Corporation | | | | | | | | |
| | Garbage Bags | | | | 142237 | 651042 | 083.08.2014 | 10-101-000-53-5316-000C | 3,374.75 |
| | Garbage Bags | | | | 142237 | 651042 | 083.08.2014 | 10-101-000-53-5316-000C | 400.00 |
| Vendor Total: | | | | | | | | | 3,774.75 |
| 00019 | Alarm Detection Systems | | | | | | | | |
| | Lincoln M Office 090114-113014 | | | | 0 | 144663_0914 | 082.08.2014 | 10-101-000-52-5211-000C | 108.00 |
| | DC Hist Museum 090114-113014 | | | | 0 | 145040_0914 | 082.08.2014 | 10-101-000-52-5211-000C | 866.79 |
| Vendor Total: | | | | | | | | | 974.79 |
| 00032 | Alpha Graphics | | | | | | | | |
| | Report Binding for County Board | | | | 142141 | 137548 | 082.08.2014 | 10-430-000-53-5302-000C | 35.92 |
| Vendor Total: | | | | | | | | | 35.92 |
| 00041 | Anderson Lock | | | | | | | | |
| | Repair of Vandalism Steel Doors at Graf | | | | 142142 | 7047307 | 082.08.2014 | 10-101-000-52-5210-000C | 1,983.50 |
| Vendor Total: | | | | | | | | | 1,983.50 |
| 00042 | Anderson Elevator Co. | | | | | | | | |
| | Monthly Elevator Maintenance at CAC August 20 | | | | | 151375 | 083.08.2014 | 10-101-854-52-5211-000C | 160.00 |
| | Parks Elevator Maintenance for August 2014 | | | | 0 | 151573 | 083.08.2014 | 10-101-000-52-5211-000C | 135.00 |
| | Museum Elevator Maintenance for August 2014 | | | | 0 | 151841 | 083.08.2014 | 10-101-854-52-5211-000C | 189.00 |
| Vendor Total: | | | | | | | | | 484.00 |
| 00064 | AT&T | | | | | | | | |
| | District Wide 070214-080114 | | | | 142144 | 26064006665_0814 | 082.08.2014 | 10-418-000-52-5262-000C | 111.40 |
| | District Wide 070214-080114 | | | | 142144 | 26064006665_0814 | 082.08.2014 | 10-000-000-52-5262-000C | 318.44 |
| | District Wide 070214-080114 | | | | 142144 | 26064006665_0814 | 082.08.2014 | 10-101-000-52-5262-000C | 193.05 |
| | District Wide 070214-080114 | | | | 142144 | 26064006665_0814 | 082.08.2014 | 10-419-000-52-5262-000C | 253.71 |
| | District Wide 070214-080114 | | | | 142144 | 26064006665_0814 | 082.08.2014 | 10-430-000-52-5262-000C | 92.74 |
| | District Wide 071714-081614 | | | | 142356 | 630Z040133_0814 | 084.08.2014 | 10-000-000-52-5262-000C | 62.54 |
| | District Wide 071714-081614 | | | | 142356 | 630Z040133_0814 | 084.08.2014 | 10-101-000-52-5262-000C | 37.91 |
| | District Wide 071714-081614 | | | | 142356 | 630Z040133_0814 | 084.08.2014 | 10-419-000-52-5262-000C | 49.83 |
| | District Wide 071714-081614 | | | | 142356 | 630Z040133_0814 | 084.08.2014 | 10-430-000-52-5262-000C | 18.21 |
| | District Wide 071714-081614 | | | | 142356 | 630Z040133_0814 | 084.08.2014 | 10-418-000-52-5262-000C | 21.88 |
| | DC Hist Museum 071714-081614 | | | | 142356 | 630Z991242_0814 | 084.08.2014 | 10-000-000-52-5262-000C | 95.38 |
| | DC Hist Museum 071714-081614 | | | | 142356 | 630Z991242_0814 | 084.08.2014 | 10-430-000-52-5262-000C | 40.87 |
| | Parks&Planning 071714-081614 | | | | 142356 | 708Z860869_0814 | 084.08.2014 | 10-101-000-52-5262-000C | 222.20 |
| Vendor Total: | | | | | | | | | 1,518.16 |
| 00068 | AT&T Mobility | | | | | | | | |
| | 251-1888 L. Zavala 071814-081714 | | | | 142448 | 877051597_0814 | 091.09.2014 | 10-101-000-52-5265-000C | 23.68 |
| | 251-2235 WPD User 071814-081714 | | | | 142448 | 877051597_0814 | 091.09.2014 | 10-101-000-52-5265-000C | 24.60 |
| | 251-6181 WPD User 071814-081714 | | | | 142448 | 877051597_0814 | 091.09.2014 | 10-101-000-52-5265-000C | 23.68 |
| | 346-4852 K. Nemetz 071814-081714 | | | | 142448 | 877051597_0814 | 091.09.2014 | 10-000-415-52-5265-000C | 79.11 |
| | 386-1439 Parks Dept 071814-081714 | | | | 142448 | 877051597_0814 | 091.09.2014 | 10-101-000-52-5265-000C | 24.12 |
| | 386-1482 Parks Dept 071814-081714 | | | | 142448 | 877051597_0814 | 091.09.2014 | 10-101-000-52-5265-000C | 23.68 |

| Fund | Description | Vendor No | Vendor Name | Line Item Description | Check No | Invoice Number | Batch Number | GL Account Number | Amount |
|---------------|--------------------|-----------|-------------|--|----------|-----------------|--------------|-------------------------|----------|
| | | | | 386-1491 Parks Dept 071814-081714 | 142448 | 877051597_0814 | 091.09.2014 | 10-101-000-52-5265-0000 | 23.68 |
| | | | | 386-1503 Parks Dept 071814-081714 | 142448 | 877051597_0814 | 091.09.2014 | 10-101-000-52-5265-0000 | 23.74 |
| | | | | 300-4503 D. Siciliano 071814-081714 | 142448 | 877051597_0814 | 091.09.2014 | 10-000-000-52-5265-0000 | 95.67 |
| | | | | 213-8385 Parks Department 071814-081714 | 142448 | 877051597_0814 | 091.09.2014 | 10-101-000-52-5265-0000 | 10.61 |
| | | | | 346-4268 Data Parks Dept 071814-081714 | 142448 | 877051597_0814 | 091.09.2014 | 10-101-000-52-5265-0000 | 22.53 |
| | | | | 346-5438 Data Parks Dept 071814-081714 | 142448 | 877051597_0814 | 091.09.2014 | 10-101-000-52-5265-0000 | 22.53 |
| | | | | 210-2875 S. O'Donnell 071814-081714 | 142448 | 877051597_0814 | 091.09.2014 | 10-000-000-52-5265-0000 | 95.67 |
| | | | | 234-8948 Data Parks Dept 071814-081714 | 142448 | 877051597_0814 | 091.09.2014 | 10-101-000-52-5265-0000 | 22.53 |
| | | | | 386-1519 Parks Dept 071814-081714 | 142448 | 877051597_0814 | 091.09.2014 | 10-101-000-52-5265-0000 | 23.68 |
| | | | | 386-1562 Parks Dept 071814-081714 | 142448 | 877051597_0814 | 091.09.2014 | 10-101-000-52-5265-0000 | 23.70 |
| | | | | 386-1616 Parks Dept 071814-081714 | 142448 | 877051597_0814 | 091.09.2014 | 10-101-000-52-5265-0000 | 24.61 |
| | | | | 414-0027 M. Wilhelmi 071814-081714 | 142448 | 877051597_0814 | 091.09.2014 | 10-000-415-52-5265-0000 | 89.38 |
| | | | | 414-2063 Parks Dept 071814-081714 | 142448 | 877051597_0814 | 091.09.2014 | 10-101-000-52-5265-0000 | 23.68 |
| | | | | 621-6748 Parks Dept 071814-081714 | 142448 | 877051597_0814 | 091.09.2014 | 10-101-000-52-5265-0000 | 23.68 |
| | | | | 414-2271 Parks Dept 071814-081714 | 142448 | 877051597_0814 | 091.09.2014 | 10-101-000-52-5265-0000 | 23.68 |
| | | | | 621-6975 Parks Dept 071814-081714 | 142448 | 877051597_0814 | 091.09.2014 | 10-101-000-52-5265-0000 | 23.68 |
| | | | | 621-8458 Margie W. Data 071814-081714 | 142448 | 877051597_0814 | 091.09.2014 | 10-000-415-52-5265-0000 | 45.61 |
| | | | | 639-8107 Parks Dept 071814-081714 | 142448 | 877051597_0814 | 091.09.2014 | 10-101-000-52-5265-0000 | 78.77 |
| | | | | 639-8115 Parks Dept 071814-081714 | 142448 | 877051597_0814 | 091.09.2014 | 10-101-000-52-5265-0000 | 26.00 |
| | | | | 639-8117 Parks Dept 071814-081714 | 142448 | 877051597_0814 | 091.09.2014 | 10-101-000-52-5265-0000 | 23.74 |
| | | | | 639-8128 Parks Dept 071814-081714 | 142448 | 877051597_0814 | 091.09.2014 | 10-101-000-52-5265-0000 | 23.68 |
| | | | | 639-8243 Parks Dept 071814-081714 | 142448 | 877051597_0814 | 091.09.2014 | 10-101-000-52-5265-0000 | 23.68 |
| | | | | 639-8267 Parks Dept 071814-081714 | 142448 | 877051597_0814 | 091.09.2014 | 10-101-000-52-5265-0000 | 23.68 |
| | | | | 639-8281 Parks Dept 071814-081714 | 142448 | 877051597_0814 | 091.09.2014 | 10-101-000-52-5265-0000 | 23.68 |
| | | | | 639-8459 Parks Dept 071814-081714 | 142448 | 877051597_0814 | 091.09.2014 | 10-101-000-52-5265-0000 | 23.68 |
| | | | | 639-8492 Parks Dept 071814-081714 | 142448 | 877051597_0814 | 091.09.2014 | 10-101-000-52-5265-0000 | 23.68 |
| | | | | 639-8524 Parks Dept 071814-081714 | 142448 | 877051597_0814 | 091.09.2014 | 10-101-000-52-5265-0000 | 23.68 |
| | | | | 639-8599 Parks Dept 071814-081714 | 142448 | 877051597_0814 | 091.09.2014 | 10-101-000-52-5265-0000 | 78.77 |
| | | | | 639-8677 Parks Dept 071814-081714 | 142448 | 877051597_0814 | 091.09.2014 | 10-101-000-52-5265-0000 | 24.24 |
| | | | | 639-8724 Parks Dept 071814-081714 | 142448 | 877051597_0814 | 091.09.2014 | 10-101-000-52-5265-0000 | 23.70 |
| | | | | 639-8783 K Flynn 071814-081714 | 142448 | 877051597_0814 | 091.09.2014 | 10-101-000-52-5265-0000 | 78.77 |
| | | | | 639-8851 Parks Dept 071814-081714 | 142448 | 877051597_0814 | 091.09.2014 | 10-101-000-52-5265-0000 | 23.68 |
| | | | | 885-7429 B. Haake 071814-081714 | 142448 | 877051597_0814 | 091.09.2014 | 10-101-000-52-5265-0000 | 23.68 |
| | | | | 885-7447 J. Dahlstrom 071814-081714 | 142448 | 877051597_0814 | 091.09.2014 | 10-101-000-52-5265-0000 | 83.15 |
| | | | | 917-4830 M. Kasavich 071814-081714 | 142448 | 877051597_0814 | 091.09.2014 | 10-101-000-52-5265-0000 | 23.68 |
| | | | | 917-4832 P. Stanczak 071814-081714 | 142448 | 877051597_0814 | 091.09.2014 | 10-101-000-52-5265-0000 | 78.77 |
| | | | | 917-4834 O. O'Reilly 071814-081714 | 142448 | 877051597_0814 | 091.09.2014 | 10-101-000-52-5265-0000 | 23.76 |
| | | | | 917-4835 D. Seymour 071814-081714 | 142448 | 877051597_0814 | 091.09.2014 | 10-101-000-52-5265-0000 | 78.77 |
| | | | | 945-7726 M. Benard 071814-081714 | 142448 | 877051597_0814 | 091.09.2014 | 10-000-000-52-5265-0000 | 178.73 |
| | | | | 957-7741 R. Trainor 071814-081714 | 142448 | 877051597_0814 | 091.09.2014 | 10-000-000-52-5265-0000 | 57.43 |
| | | | | 386-7148 Data 071814-081714 | 142448 | 877051597_0814 | 091.09.2014 | 10-101-000-52-5265-0000 | 70.61 |
| | | | | 386-7195 Data 071814-081714 | 142448 | 877051597_0814 | 091.09.2014 | 10-101-000-52-5265-0000 | 10.61 |
| Vendor Total: | | | | | | | | | 1,970.15 |
| 00069 | AT&T Long Distance | | | | | | | | |
| | | | | DC Hist Museum 071714-081614 | 142447 | 6306655880_0814 | 091.09.2014 | 10-000-000-52-5262-0000 | 0.85 |
| | | | | DC Hist Museum 071714-081614 | 142447 | 6306655880_0814 | 091.09.2014 | 10-430-000-52-5262-0000 | 0.37 |
| | | | | District Wide 070914-080814 | 142358 | 854400680_0814 | 084.08.2014 | 10-418-000-52-5262-0000 | 2.53 |
| | | | | District Wide 070914-080814 | 142358 | 854400680_0814 | 084.08.2014 | 10-101-000-52-5262-0000 | 4.39 |
| | | | | District Wide 070914-080814 | 142358 | 854400680_0814 | 084.08.2014 | 10-419-000-52-5262-0000 | 5.77 |
| | | | | District Wide 070914-080814 | 142358 | 854400680_0814 | 084.08.2014 | 10-430-000-52-5262-0000 | 2.11 |
| | | | | District Wide 070914-080814 | 142358 | 854400680_0814 | 084.08.2014 | 10-000-000-52-5262-0000 | 7.25 |
| | | | | District Wide 072514-082414 | 142145 | 859834805_0814 | 082.08.2014 | 10-000-000-52-5262-0000 | 17.92 |
| Vendor Total: | | | | | | | | | 41.19 |
| 00070 | AT&T Internet | | | | | | | | |
| | | | | District Wide E-Mail Archive S 080514-090414 | 142357 | 0004113_0914 | 084.08.2014 | 10-000-000-52-5240-0000 | 216.94 |
| | | | | Admin IP Services 071914-081814 | 142357 | 8310000633_0814 | 084.08.2014 | 10-000-000-52-5211-0000 | 240.32 |

| Fund | Description | | | | | |
|--|-----------------------------|----------|----------------|--------------|-------------------------|--------|
| Vendor No | Vendor Name | | | | | |
| Line Item | Description | Check No | Invoice Number | Batch Number | GL Account Number | Amount |
| Vendor Total: | | | | | | 457.26 |
| 00085 | B. Hancy & Sons Inc. | | | | | |
| Playground Safety Mulch | | 142244 | 2014-0521 | 083.08.2014 | 10-101-000-53-5331-0000 | 60.00 |
| Vendor Total: | | | | | | 60.00 |
| 00092 | The Barn Owl | | | | | |
| Propane | | 142326 | 31510 | 083.08.2014 | 10-101-000-53-5348-0000 | 56.20 |
| Propane | | 142426 | 31517 | 084.08.2014 | 10-101-000-53-5348-0000 | 28.10 |
| Vendor Total: | | | | | | 84.30 |
| 00152 | Buikemas Ace Hardware | | | | | |
| Paint PSC | | 142248 | 276637A | 083.08.2014 | 10-101-000-53-5347-0000 | 16.16 |
| Paint for Graf Fence | | 142248 | 276738A | 083.08.2014 | 10-101-000-53-5347-0000 | 4.04 |
| Sign Shop Supplies | | 142248 | 276742A | 083.08.2014 | 10-101-000-53-5314-0000 | 16.18 |
| Halogen Bulb | | 142248 | 276774A | 083.08.2014 | 10-101-000-53-5334-0000 | 20.22 |
| Push Broom | | 142248 | 276803A | 083.08.2014 | 10-101-000-53-5315-0000 | 17.99 |
| Insert Bit & Fasteners | | 142248 | 276828A | 083.08.2014 | 10-101-000-53-5315-0000 | 10.19 |
| Fasteners | | 142248 | 276916A | 083.08.2014 | 10-101-000-53-5315-0000 | 6.00 |
| Eye Bolt with Nut | | 142248 | 276956A | 083.08.2014 | 10-101-000-53-5315-0000 | 3.22 |
| Raid Insect Supplies | | 142248 | 276994A | 083.08.2014 | 10-101-856-53-5316-0000 | 19.32 |
| 2 Steel Angles | | 142248 | 277002A | 083.08.2014 | 10-101-000-53-5315-0000 | 19.78 |
| Blue Rod Thread/Rotary Drill Bit | | 142248 | 277006A | 083.08.2014 | 10-101-000-53-5334-0000 | 7.63 |
| Safety City Paint Supplies | | 142248 | 345960B | 083.08.2014 | 10-101-000-53-5347-0000 | 64.78 |
| Tarp Poly Blue | | 142248 | 345966B | 083.08.2014 | 10-101-000-53-5334-0000 | 23.39 |
| Carpentry Supplies | | 142248 | 345973B | 083.08.2014 | 10-101-000-53-5314-0000 | 8.80 |
| Bit Hammer | | 142248 | 346032B | 083.08.2014 | 10-101-000-53-5345-0000 | 17.99 |
| Carpentry Tools | | 142248 | 346058B | 083.08.2014 | 10-101-000-53-5314-0000 | 23.11 |
| Drywall Screws | | 142248 | 346099B | 083.08.2014 | 10-101-000-53-5314-0000 | 14.39 |
| Oil for Concrete Forms | | 142248 | 346108B | 083.08.2014 | 10-101-000-53-5314-0000 | 11.22 |
| Tarps for Concrete Pour | | 142248 | 346116B | 083.08.2014 | 10-101-000-53-5314-0000 | 119.63 |
| Sandpaper | | 142248 | 346121B | 083.08.2014 | 10-101-000-53-5347-0000 | 6.29 |
| Vendor Total: | | | | | | 430.33 |
| 00155 | Burris Equipment | | | | | |
| Foam Nozzle | | 142250 | PS87631 | 083.08.2014 | 10-101-000-53-5315-0000 | 179.46 |
| Vendor Total: | | | | | | 179.46 |
| 00164 | Carol Stream Lawn and Power | | | | | |
| Filler Cap/Air Filter/Alternator/Regulator | | 142254 | 343303 | 083.08.2014 | 10-101-000-53-5315-0000 | 425.61 |
| Parts | | 142454 | 344410 | 091.09.2014 | 10-101-000-53-5315-0000 | 22.40 |
| Parts | | 142454 | 344410 | 091.09.2014 | 10-101-000-53-5345-0000 | 79.95 |
| Supplies for Shop | | 142454 | 345291 | 091.09.2014 | 10-101-000-53-5315-0000 | 123.25 |
| Vendor Total: | | | | | | 651.21 |
| 00170 | Carquest Auto Parts | | | | | |
| Fan Clutch Wrench Set | | 142152 | 1603-178253 | 082.08.2014 | 10-101-000-53-5315-0000 | 59.99 |
| Micro V Belt | | 142152 | 1603-178255 | 082.08.2014 | 10-101-000-53-5315-0000 | 24.13 |
| Fuel Filter | | 142152 | 1603-178754 | 082.08.2014 | 10-101-000-53-5315-0000 | 60.90 |
| Return Original Inv# 1603-178754 Fuel Filter | | 142152 | 1603-178760 | 082.08.2014 | 10-101-000-53-5315-0000 | -60.90 |
| Gear Oil | | 142152 | 1603-178804 | 082.08.2014 | 10-101-000-53-5348-0000 | 60.02 |
| Parts for 1128 | | 142152 | 1603-178921 | 082.08.2014 | 10-101-000-53-5315-0000 | 15.81 |
| Parts for 1113 | | 142152 | 1603-178947 | 082.08.2014 | 10-101-000-53-5315-0000 | 17.37 |
| Stock Parts | | 142152 | 1603-178963 | 082.08.2014 | 10-101-000-53-5315-0000 | 62.90 |
| Parts for 1109 R/R 4399 | | 142152 | 1603-179038 | 082.08.2014 | 10-101-000-53-5315-0000 | 56.93 |
| Parts for 1109 R/R 4399 | | 142152 | 1603-179048 | 082.08.2014 | 10-101-000-53-5315-0000 | 7.59 |
| Parts for 1109 R/R 4390 | | 142152 | 1603-179050 | 082.08.2014 | 10-101-000-53-5315-0000 | 6.22 |

| Fund | Description | Vendor No | Vendor Name | Line Item Description | Check No | Invoice Number | Batch Number | GL Account Number | Amount |
|-------|------------------------------|-----------|-------------|---|----------|-----------------|--------------|-------------------------|----------|
| | | | | Oil Seals | 142152 | 1603-179118 | 082.08.2014 | 10-101-000-53-5315-0000 | 62.96 |
| | | | | Air Filters | 142152 | 1603-179348 | 082.08.2014 | 10-101-000-53-5315-0000 | 35.13 |
| | | | | GM White Paint | 142152 | 1603-179399 | 082.08.2014 | 10-101-000-53-5315-0000 | 10.30 |
| | | | | Grey Metal Primer | 142152 | 1603-179401 | 082.08.2014 | 10-101-000-53-5315-0000 | 7.64 |
| | | | | | | | | Vendor Total: | 426.99 |
| 00174 | Central Sod Farms Inc. | | | Pallet Deposit and Bluegrass Sod | 142256 | INV86186 | 083.08.2014 | 10-101-000-53-5333-0000 | 319.00 |
| | | | | Pallet Deposit and Bluegrass Sod | 142256 | INV86319 | 083.08.2014 | 10-101-000-53-5333-0000 | 148.00 |
| | | | | | | | | Vendor Total: | 467.00 |
| 00192 | City of Wheaton | | | July Board Meeting | 142259 | 00348089 | 083.08.2014 | 10-000-000-54-5401-0000 | 105.00 |
| | | | | Police Services Brew Fest 2014 | 142365 | 00349991 | 084.08.2014 | 10-000-416-52-5241-1902 | 1,540.00 |
| | | | | Elevator Inspection Fee | 142458 | 00350121 | 091.09.2014 | 10-101-000-52-5210-0000 | 50.00 |
| | | | | | | | | Vendor Total: | 1,695.00 |
| 00193 | City of Wheaton | | | Prairie Path Pk 070814-080614 | 142366 | 0004420000_0814 | 084.08.2014 | 10-000-000-52-5264-0000 | 15.92 |
| | | | | Hurley Park 070914-080614 | 142366 | 0021856000_0814 | 084.08.2014 | 10-000-000-52-5264-0000 | 15.92 |
| | | | | Parks&Planning 070814-080514 | 142366 | 0029220000_0814 | 084.08.2014 | 10-101-000-52-5264-0000 | 158.15 |
| | | | | W W Stevens Pk 070714-080414 | 142366 | 0055220100_0814 | 084.08.2014 | 10-000-000-52-5264-0000 | 14.52 |
| | | | | 855 Prairie 070714-080414 | 142366 | 0310060201_0814 | 084.08.2014 | 10-000-856-52-5264-0000 | 169.18 |
| | | | | Kell Pk/Edison 070914-080614 | 142366 | 0370840000_0814 | 084.08.2014 | 10-000-000-52-5264-0000 | 50.61 |
| | | | | DC Hist Museum 070814-080514 | 142366 | 0396760000_0814 | 084.08.2014 | 10-430-000-52-5264-0000 | 23.29 |
| | | | | DC Hist Museum 070814-080514 | 142366 | 0396760000_0814 | 084.08.2014 | 10-000-000-52-5264-0000 | 54.33 |
| | | | | Northside Park 070714-080414 | 142366 | 0402460000_0814 | 084.08.2014 | 10-000-000-52-5264-0000 | 318.75 |
| | | | | Seven Gables Pk 070914-080614 | 142366 | 0500620100_0814 | 084.08.2014 | 10-000-000-52-5264-0000 | 136.48 |
| | | | | Scottdale Park 070814-080514 | 142366 | 0551600000_0814 | 084.08.2014 | 10-000-000-52-5264-0000 | 14.52 |
| | | | | Briar Patch Prk 070814-080614 | 142366 | 0642091600_0814 | 084.08.2014 | 10-000-000-52-5264-0000 | 14.52 |
| | | | | Briar Patch Prk 070814-080614 | 142366 | 0642091700_0814 | 084.08.2014 | 10-000-000-52-5264-0000 | 51.46 |
| | | | | Triangle Park 070814-080514 | 142366 | 0666060100_0814 | 084.08.2014 | 10-000-000-52-5264-0000 | 15.92 |
| | | | | Hillside Park 070914-080614 | 142366 | 0670480200_0814 | 084.08.2014 | 10-000-000-52-5264-0000 | 14.52 |
| | | | | Sunnyside Park 070814-080614 | 142366 | 0674020000_0814 | 084.08.2014 | 10-000-000-52-5264-0000 | 14.52 |
| | | | | Hoffman Park 070814-080514 | 142366 | 0693200000_0814 | 084.08.2014 | 10-000-000-52-5264-0000 | 14.52 |
| | | | | Briarknoll Park 070914-080614 | 142366 | 0922450100_0814 | 084.08.2014 | 10-000-000-52-5264-0000 | 14.52 |
| | | | | | | | | Vendor Total: | 1,111.65 |
| 00386 | Hagg Press Inc | | | Wheaton Brew Fest | 0 | 56036 | 083.08.2014 | 10-000-416-53-5346-1902 | 826.75 |
| | | | | Brew Fest Program | 0 | 56055 | 083.08.2014 | 10-000-416-53-5346-1902 | 558.53 |
| | | | | | | | | Vendor Total: | 1,385.28 |
| 00398 | JAMES HASTINGS | | | Sloan Side Mount Flush Valve Sensor at Cosley | 142387 | 00071115 | 084.08.2014 | 10-101-000-53-5311-0000 | 760.00 |
| | | | | | | | | Vendor Total: | 760.00 |
| 00406 | Commonwealth Edison | | | Main St Tennis 071214-081114 | 142264 | 0081092079_0814 | 083.08.2014 | 10-000-000-52-5260-0000 | 18.93 |
| | | | | Seven Gables Pk 071714-081514 | 142368 | 8679428014_0814 | 084.08.2014 | 10-000-000-52-5260-0000 | 19.16 |
| | | | | | | | | Vendor Total: | 38.09 |
| 00417 | Constellation NewEnergy Inc. | | | Parks&Planning 071814-081414 | 142369 | 1785163109_0814 | 084.08.2014 | 10-101-000-52-5260-0000 | 1,640.25 |
| | | | | Overpass Bridge 072114-081714 | 142463 | 2115116037_0814 | 091.09.2014 | 10-000-000-52-5260-0000 | 93.98 |
| | | | | Northside Park 072114-081814 | 142463 | 2423026020_0814 | 091.09.2014 | 10-000-000-52-5260-0000 | 102.83 |
| | | | | C L Herrick Pk 072114-081914 | 142463 | 6703043016_0814 | 091.09.2014 | 10-000-000-52-5260-0000 | 105.41 |

Fund **Description**
Vendor No **Vendor Name**

| Line Item Description | Check No | Invoice Number | Batch Number | GL Account Number | Amount |
|--|----------|-----------------|--------------|-------------------------|-----------|
| Briar Patch Prk 071614-081214 | 142369 | 7671244006_0814 | 084.08.2014 | 10-000-000-52-5260-0000 | 62.81 |
| Hurley Park 071614-081314 | 142369 | 7928415004_0814 | 084.08.2014 | 10-000-000-52-5260-0000 | 56.14 |
| Northside Park 072114-081814 | 142463 | 8351597001_0814 | 091.09.2014 | 10-000-000-52-5260-0000 | 232.48 |
| 855 Prairie 072114-081414 | 142369 | 8603078055_0814 | 084.08.2014 | 10-000-856-52-5260-0000 | 1,433.00 |
| Seven Gables Pk 071714-081414 | 142369 | 8679427008_0814 | 084.08.2014 | 10-000-000-52-5260-0000 | 55.53 |
| DC Hist Museum 071214-081114 | 142265 | 8843216006_0814 | 083.08.2014 | 10-430-000-52-5260-0000 | 456.94 |
| DC Hist Museum 071214-081114 | 142265 | 8843216006_0814 | 083.08.2014 | 10-000-000-52-5260-0000 | 1,066.20 |
| Memorial Park 071214-081014 | 142265 | 8843562003_0814 | 083.08.2014 | 10-000-000-52-5260-0000 | 96.34 |
| Vendor Total: | | | | | 5,401.91 |
| 00418 Conserv FS Inc. | | | | | |
| Confront | 142462 | 1949368-IN | 091.09.2014 | 10-101-000-53-5333-0000 | 3,231.20 |
| Vendor Total: | | | | | 3,231.20 |
| 00435 HYDROTEX | | | | | |
| Lubricant | 142385 | 206872 | 084.08.2014 | 10-101-000-53-5348-0000 | 401.66 |
| Vendor Total: | | | | | 401.66 |
| 00465 I.M.R.F. | | | | | |
| July 2014 | 0 | 073114 | 141.08.2014 | 10-000-000-21-2123-0000 | 852.42 |
| July 2014 | 0 | 073114 | 141.08.2014 | 10-000-000-21-2124-0000 | 26,921.91 |
| 7/29/14 Charge Advice | 0 | 201417925 | 141.08.2014 | 10-000-000-21-2124-0000 | 16.57 |
| Vendor Total: | | | | | 27,790.90 |
| 00482 JAFFE FILMS INC. | | | | | |
| Inv# E858 Wine & Cultural Art Event Deposit | 142482 | E858 | 091.09.2014 | 10-000-416-52-5241-1904 | 957.50 |
| Inv# E890 Shakespeare in the Park | 142482 | E890 | 091.09.2014 | 10-000-416-52-5241-1907 | 4,752.00 |
| Vendor Total: | | | | | 5,709.50 |
| 00615 MENARDS WEST CHICAGO | | | | | |
| Projects Tools | 142397 | 49952 | 084.08.2014 | 10-101-000-53-5306-0000 | 578.20 |
| Vendor Total: | | | | | 578.20 |
| 00617 MENARDS GLENDALE HEIGHTS | | | | | |
| 6 Gallon Compressor | 142191 | 62038 | 082.08.2014 | 10-101-000-53-5306-0000 | 159.00 |
| Danada Irrigation Repair | 142191 | 62306 | 082.08.2014 | 10-101-000-53-5311-0000 | 16.54 |
| PSC Carpentry | 142301 | 62497 | 083.08.2014 | 10-101-000-53-5314-0000 | 212.43 |
| Lumber Stock | 142396 | 63056 | 084.08.2014 | 10-101-000-53-5314-0000 | 5,007.75 |
| Vendor Total: | | | | | 5,395.72 |
| 00671 NCPERS - IL IMRF - 0817 | | | | | |
| NCPERS Voluntary Life Aug 2014 | 142303 | 08170814 | 083.08.2014 | 10-000-000-21-2130-0000 | 224.00 |
| Vendor Total: | | | | | 224.00 |
| 00680 Northern Illinois Gas Company | | | | | |
| 855 Prairie 071414-081314 | 142404 | 0402035172_0814 | 084.08.2014 | 10-000-856-52-5261-0000 | 36.68 |
| 855 Prairie 071414-081214 | 142404 | 0693040819_0814 | 084.08.2014 | 10-000-856-52-5261-0000 | 23.06 |
| 855 Prairie 071414-081314 | 142304 | 0835554754_0814 | 083.08.2014 | 10-000-856-52-5261-0000 | 36.39 |
| 855 Prairie 071414-081314 | 142304 | 1366082885_0814 | 083.08.2014 | 10-000-856-52-5261-0000 | 33.70 |
| 855 Prairie 071414-081314 | 142304 | 5076137885_0814 | 083.08.2014 | 10-000-856-52-5261-0000 | 23.06 |
| DC Hist Museum 072214-082114 | 142404 | 5389121000_0814 | 084.08.2014 | 10-430-000-52-5261-0000 | 73.25 |
| DC Hist Museum 072214-082114 | 142404 | 5389121000_0814 | 084.08.2014 | 10-000-000-52-5261-0000 | 170.92 |
| Vendor Total: | | | | | 397.06 |
| 00698 NuToys Leisure Products Inc. | | | | | |
| Grip Seat Handle | 142494 | 41646 | 091.09.2014 | 10-101-000-53-5310-0000 | 127.00 |

| Fund | Description | Vendor No | Vendor Name | Check No | Invoice Number | Batch Number | GL Account Number | Amount |
|--|--|--------------|-------------|-------------------------|----------------|--------------|-------------------|----------|
| Line Item Description | | | | | | | | |
| | | | | | | | Vendor Total: | 127.00 |
| 00699 | Oak Fire & Security Systems Inc | | | | | | | |
| Quarterly Burglar Alarm with Radio Backup Mo | 142305 | 41378 | 083.08.2014 | 10-101-856-52-5211-000C | | | | 135.00 |
| | | | | | | | Vendor Total: | 135.00 |
| 00704 | OFFICE DEPOT | | | | | | | |
| Administration Supplies & Chair | 142307 | 722110003001 | 083.08.2014 | 10-000-000-53-5302-000C | | | | 96.85 |
| Chair | 142307 | 722110003001 | 083.08.2014 | 10-430-000-53-5302-000C | | | | 47.02 |
| | | | | | | | Vendor Total: | 143.87 |
| 00719 | PADDOCK PUBLICATIONS INC | | | | | | | |
| Museum Subscription 8/17/14-10/11/14 | 142308 | 208950 | 083.08.2014 | 10-000-000-54-5425-000C | | | | 51.00 |
| | | | | | | | Vendor Total: | 51.00 |
| 00725 | Park District Risk Mgmt Agency | | | | | | | |
| Voluntary Life | 142309 | July 2014 | 083.08.2014 | 10-000-000-21-2130-000C | | | | 1,097.70 |
| | | | | | | | Vendor Total: | 1,097.70 |
| 00734 | PAYCHEX MAJOR MARKET SERVICES | | | | | | | |
| 8/8/14 Payroll Processing | 0 | 915440 | 141.08.2014 | 10-000-000-52-5211-000C | | | | 147.94 |
| 8/22/14 Payroll Processing | 0 | 917772 | 141.08.2014 | 10-000-000-52-5211-000C | | | | 139.50 |
| | | | | | | | Vendor Total: | 287.44 |
| 00766 | Pre-Paid Legal Service Inc | | | | | | | |
| August 2014 Invoice | 142504 | 082014 | 091.09.2014 | 10-000-000-21-2127-000C | | | | 141.50 |
| | | | | | | | Vendor Total: | 141.50 |
| 00792 | Reinders Inc | | | | | | | |
| O-Ring for Stock | 0 | 1496875-00 | 082.08.2014 | 10-101-000-53-5315-000C | | | | 12.68 |
| Parts for 1381 RR4349 | 0 | 1498788-00 | 082.08.2014 | 10-101-000-53-5315-000C | | | | 947.46 |
| Stock Parts | 0 | 1498999-00 | 082.08.2014 | 10-101-000-53-5315-000C | | | | 158.39 |
| Parts for 1384 | 0 | 1499053-00 | 082.08.2014 | 10-101-000-53-5315-000C | | | | 34.86 |
| Non Stock Parts for 2703 | 0 | 1499266-00 | 082.08.2014 | 10-101-000-53-5315-000C | | | | 736.90 |
| Grind Stone Cupped/Center Shaft Block Assemt | 0 | 1499266-01 | 082.08.2014 | 10-101-000-53-5315-000C | | | | 155.36 |
| Solenoid Stop | 0 | 1499517-00 | 082.08.2014 | 10-101-000-53-5315-000C | | | | 229.13 |
| Bearings/Bushings/Flat Washers/Rear Arm Asse | 0 | 1529690-00 | 082.08.2014 | 10-101-000-53-5315-000C | | | | 880.69 |
| End Rod/Nut Jam/Tube Link | 0 | 1529752-00 | 082.08.2014 | 10-101-000-53-5315-000C | | | | 289.77 |
| Aerators for Shop and Rathje | 0 | 4030281-00 | 082.08.2014 | 10-101-000-53-5312-000C | | | | 2,038.46 |
| | | | | | | | Vendor Total: | 5,483.70 |
| 00799 | CCS Contractor Equipment & Supply Inc. | | | | | | | |
| Hand Tools | 142455 | 11513145 | 091.09.2014 | 10-101-000-53-5345-000C | | | | 61.70 |
| | | | | | | | Vendor Total: | 61.70 |
| 00851 | Shanes Office Products | | | | | | | |
| HR/Payroll Office Supplies | 142210 | 0339463-001 | 082.08.2014 | 10-000-856-53-5302-000C | | | | 58.98 |
| Prairie Office Supplies | 142210 | 0339549-001 | 082.08.2014 | 10-000-856-53-5302-000C | | | | 40.08 |
| Prairie Office Supplies | 142210 | 0339653-001 | 082.08.2014 | 10-000-000-53-5302-000C | | | | 376.86 |
| Office Supplies | 142210 | 0339675-001 | 082.08.2014 | 10-000-856-53-5302-000C | | | | 16.98 |
| | | | | | | | Vendor Total: | 492.90 |
| 00864 | Production Plus Graphics Inc | | | | | | | |
| Sign Supplies | 142314 | CG-168073 | 083.08.2014 | 10-101-000-53-5314-000C | | | | 384.57 |
| Sign Supplies | 142314 | CG-170141 | 083.08.2014 | 10-101-000-53-5314-000C | | | | 559.11 |
| Vinyl Banner Supplies | 142314 | CG-170896 | 083.08.2014 | 10-101-000-53-5314-000C | | | | 201.85 |

| Fund | Description | Vendor No | Vendor Name | Line Item Description | Check No | Invoice Number | Batch Number | GL Account Number | Amount |
|---------------|----------------------------------|-----------|-------------|-----------------------|----------|-----------------|--------------|-------------------------|-----------|
| | Sign Supplies | | | | 142205 | CG-172070 | 082.08.2014 | 10-101-000-53-5314-000C | 402.70 |
| | Sign Shop Supplies | | | | 142314 | CG-172458 | 083.08.2014 | 10-101-000-53-5314-000C | 448.81 |
| | Sign Shop Supplies | | | | 142314 | CG-172514 | 083.08.2014 | 10-101-000-53-5314-000C | 54.85 |
| | | | | | | | | | |
| Vendor Total: | | | | | | | | | 2,051.89 |
| 00879 | Speer Financial Inc | | | | | | | | |
| | Continuing Disclosure Fees | | | | 142511 | d7/14-10 | 091.09.2014 | 10-000-000-52-5208-000C | 447.50 |
| | | | | | | | | | |
| Vendor Total: | | | | | | | | | 447.50 |
| 00942 | Terrace Supply Company | | | | | | | | |
| | Compressed Oxygen | | | | 142325 | 70205626 | 083.08.2014 | 10-101-000-53-5348-000C | 26.77 |
| | | | | | | | | | |
| Vendor Total: | | | | | | | | | 26.77 |
| 00987 | USCM CLEARING ACCOUNT | | | | | | | | |
| | 8/8/14 Deferred Compensation | | | | 0 | 080814 | 141.08.2014 | 10-000-000-21-2126-000C | 6,307.01 |
| | 8/8/14 Deferred Compensation | | | | 0 | 080814 | 141.08.2014 | 10-000-000-21-2135-000C | 239.00 |
| | 8/22/14 Deferred Compensation | | | | 0 | 082214 | 141.08.2014 | 10-000-000-21-2126-000C | 6,310.55 |
| | 8/22/14 Deferred Compensation | | | | 0 | 082214 | 141.08.2014 | 10-000-000-21-2135-000C | 239.00 |
| | | | | | | | | | |
| Vendor Total: | | | | | | | | | 13,095.56 |
| 01003 | Vermeer Illinois Inc. | | | | | | | | |
| | Oil/Fuel/Air Filters | | | | 142332 | P77565 | 083.08.2014 | 10-101-000-53-5315-000C | 139.46 |
| | | | | | | | | | |
| Vendor Total: | | | | | | | | | 139.46 |
| 01023 | Waste Management of Illinois Inc | | | | | | | | |
| | Parks&Planning August 2014 | | | | 142334 | 6623520118_0814 | 083.08.2014 | 10-101-000-52-5263-000C | 329.27 |
| | Parks&Planning August Month End | | | | 142520 | 6623520118_0814 | 091.09.2014 | 10-101-000-52-5263-000C | 352.24 |
| | | | | | | | | | |
| Vendor Total: | | | | | | | | | 681.51 |
| 01043 | Wheaton Sanitary District | | | | | | | | |
| | Central Park 071714-081814 | | | | 142433 | 020935000_0814 | 084.08.2014 | 10-000-000-52-5264-000C | 14.18 |
| | Seven Gables Pk 070914-080614 | | | | 142433 | 022415000_0814 | 084.08.2014 | 10-000-000-52-5264-000C | 53.29 |
| | Manchester Park 070714-080414 | | | | 142433 | 026101000_0814 | 084.08.2014 | 10-000-000-52-5264-000C | 14.18 |
| | Parks&Planning 070814-080514 | | | | 142433 | 027991000_0814 | 084.08.2014 | 10-101-000-52-5264-000C | 45.64 |
| | Northside Park 070714-080414 | | | | 142433 | 037067000_0814 | 084.08.2014 | 10-000-000-52-5264-000C | 0.00 |
| | Prairie Path Pk 070814-080614 | | | | 142433 | 037561000_0814 | 084.08.2014 | 10-000-000-52-5264-000C | 14.18 |
| | 855 Prairie 070714-080414 | | | | 142433 | 041834000_0814 | 084.08.2014 | 10-000-856-52-5264-000C | 66.04 |
| | | | | | | | | | |
| Vendor Total: | | | | | | | | | 207.51 |
| 01050 | WHOLE FOODS MARKET | | | | | | | | |
| | Inv 100 Brew Fest Beer | | | | 142338 | 100 | 083.08.2014 | 10-000-416-53-5346-1902 | 142.76 |
| | | | | | | | | | |
| Vendor Total: | | | | | | | | | 142.76 |
| 01052 | Wilhelmi, Margie | | | | | | | | |
| | Mileage Reimbursement July 2014 | | | | 142225 | 073114 | 082.08.2014 | 10-000-415-54-5422-000C | 35.84 |
| | | | | | | | | | |
| Vendor Total: | | | | | | | | | 35.84 |
| 01091 | Aflac | | | | | | | | |
| | 8/8 & 8/22/14 Payroll Deductions | | | | 0 | 464700 | 141.08.2014 | 10-000-000-21-2132-000C | 158.34 |
| | 8/8 & 8/22/14 Payroll Deductions | | | | 0 | 464700 | 141.08.2014 | 10-000-000-21-2131-000C | 403.94 |
| | | | | | | | | | |
| Vendor Total: | | | | | | | | | 562.28 |
| 02243 | Holsteins Garage | | | | | | | | |
| | Safety Lane for 1103 | | | | 142283 | 5958 | 083.08.2014 | 10-101-000-52-5210-000C | 30.00 |
| | | | | | | | | | |
| Vendor Total: | | | | | | | | | 30.00 |

| Fund | Description | | | | | |
|---|-------------------------------------|----------------|--------------|-------------------------|-----------|--|
| Vendor No | Vendor Name | | | | | |
| Line Item Description | Check No | Invoice Number | Batch Number | GL Account Number | Amount | |
| 02245 | Heritage FS Inc. | | | | | |
| Unleaded Fuel | 142176 | 64478 | 082.08.2014 | 10-101-000-53-5348-000C | 1,116.15 | |
| Diesel Fuel | 142176 | 64479 | 082.08.2014 | 10-101-000-53-5348-000C | 764.66 | |
| Unleaded Fuel | 142176 | 64528 | 082.08.2014 | 10-101-000-53-5348-000C | 2,538.84 | |
| Diesel Fuel | 142176 | 64529 | 082.08.2014 | 10-101-000-53-5348-000C | 835.27 | |
| Unleaded Fuel | 142176 | 64589 | 082.08.2014 | 10-101-000-53-5348-000C | 1,964.85 | |
| Diesel Fuel | 142176 | 64590 | 082.08.2014 | 10-101-000-53-5348-000C | 1,118.48 | |
| Diesel Fuel | 142176 | 64622 | 082.08.2014 | 10-101-000-53-5348-000C | 866.91 | |
| Unleaded Fuel | 142176 | 64623 | 082.08.2014 | 10-101-000-53-5348-000C | 1,458.84 | |
| Vendor Total: | | | | | 10,664.00 | |
| 02321 | Haggerty Chevrolet | | | | | |
| Cluster | 142277 | 156302 | 083.08.2014 | 10-101-000-53-5315-000C | 220.00 | |
| Wheel | 142277 | 156311 | 083.08.2014 | 10-101-000-53-5315-000C | 172.04 | |
| Vendor Total: | | | | | 392.04 | |
| 02442 | Hirshberg, Diane | | | | | |
| Mileage Reimbursement 6/3/14-8/6/14 | 142178 | 080614 | 082.08.2014 | 10-418-000-54-5422-000C | 57.44 | |
| Vendor Total: | | | | | 57.44 | |
| 02868 | Nemetz, Kristina | | | | | |
| Mileage Reimbursement May 2014 | 142402 | 053114 | 084.08.2014 | 10-000-415-54-5422-000C | 33.88 | |
| Mileage Reimbursement June 2014 | 142402 | 063014 | 084.08.2014 | 10-000-415-54-5422-000C | 36.96 | |
| Mileage Reimbursement July 2014 | 142402 | 073114 | 084.08.2014 | 10-000-415-54-5422-000C | 38.92 | |
| Vendor Total: | | | | | 109.76 | |
| 03033 | Lift Works Inc. | | | | | |
| Shop Parts | 142484 | 232528 | 091.09.2014 | 10-101-000-53-5315-000C | 155.31 | |
| Shop Parts | 142484 | 232530 | 091.09.2014 | 10-101-000-53-5315-000C | 270.31 | |
| Shop Parts | 142484 | 233055 | 091.09.2014 | 10-101-000-53-5315-000C | 89.60 | |
| Vendor Total: | | | | | 515.22 | |
| 03248 | Atlas Bobcat Inc. | | | | | |
| Bushing | 142146 | BQ2633 | 082.08.2014 | 10-101-000-53-5315-000C | 11.88 | |
| Lens | 142449 | BQ2756 | 091.09.2014 | 10-101-000-53-5315-000C | 22.59 | |
| Tilt Cylinder | 142146 | V82718 | 082.08.2014 | 10-101-000-53-5315-000C | 683.80 | |
| Vendor Total: | | | | | 718.27 | |
| 03266 | Martin Implement Sales Inc. | | | | | |
| Set of 2 AGIF | 142299 | A35555 | 083.08.2014 | 10-101-000-53-5315-000C | 21.31 | |
| Vendor Total: | | | | | 21.31 | |
| 03347 | Wheaton Leadership Prayer Breakfast | | | | | |
| Prayer Breakfast 2014 | 142337 | 090514 | 083.08.2014 | 10-000-000-54-5438-000C | 75.00 | |
| Vendor Total: | | | | | 75.00 | |
| 03355 | First Illinois Systems Inc. | | | | | |
| Pest Control Services at DCHM August 2014 | 142272 | 13998 | 083.08.2014 | 10-430-000-52-5210-000C | 102.00 | |
| Vendor Total: | | | | | 102.00 | |
| 03393 | Market Access Corporation | | | | | |
| Special Event Insurance for Event Rental 6/8/14 | 142298 | 2174 | 083.08.2014 | 10-430-000-52-5210-000C | 175.00 | |
| Vendor Total: | | | | | 175.00 | |
| 03405 | Advantage Auto Leasing Inc. | | | | | |
| Grease Cap and Grease Cap Plug | 142140 | 8557 | 082.08.2014 | 10-101-000-53-5315-000C | 64.00 | |

| Fund | Description | Vendor No | Vendor Name | Check No | Invoice Number | Batch Number | GL Account Number | Amount |
|---|------------------------------|-----------|-------------------|-------------|-------------------------|--------------|-------------------|-----------|
| Line Item Description | | | | | | | | |
| Vendor Total: | | | | | | | | 64.00 |
| 03481 | Tressler LLP | | | | | | | |
| Services through June 30 2014 | | 0 | 344790 | 083.08.2014 | 10-000-000-52-5207-0000 | | | 3,348.33 |
| Vendor Total: | | | | | | | | 3,348.33 |
| 03751 | Dupage County Collector | | | | | | | |
| September Taxes on Prairie Building | | 142373 | 05-08-407-006 | 084.08.2014 | 10-000-856-52-5210-0000 | | | 17,316.86 |
| Vendor Total: | | | | | | | | 17,316.86 |
| 03754 | Comcast Cable | | | | | | | |
| DC Hist Museum 082214-092114 | | 142367 | 87712049102874_05 | 084.08.2014 | 10-000-000-52-5211-0000 | | | 94.35 |
| Vendor Total: | | | | | | | | 94.35 |
| 03829 | Texas Life Insurance Company | | | | | | | |
| 8/8 & 8/22/14 Texas Life Voluntary Insurance | | 0 | SB08FS201408140 | 141.08.2014 | 10-000-000-21-2130-0000 | | | 644.68 |
| Vendor Total: | | | | | | | | 644.68 |
| 03922 | Patlin Incorporated | | | | | | | |
| Met HHCS M4 7 x 12 8.8 | | 142310 | 40126 | 083.08.2014 | 10-101-000-53-5334-0000 | | | 9.69 |
| Vendor Total: | | | | | | | | 9.69 |
| 04121 | UMB Bank N.A. | | | | | | | |
| CAFR Award Program Application | | 0 | 0033_1407020000 | 171.08.2014 | 10-419-000-54-5425-0000 | | | 435.00 |
| IGFOA Annual Conference Registration and Lod | | 0 | 0033_1407250000 | 171.08.2014 | 10-419-000-54-5432-0000 | | | 458.36 |
| R/R 4343 - Unit #1128 | | 0 | 0041_1406300000 | 171.08.2014 | 10-101-000-53-5315-0000 | | | 707.20 |
| Actuator Assembly Spord | | 0 | 0041_1407090000 | 171.08.2014 | 10-101-000-53-5315-0000 | | | 700.00 |
| 8 Inch Medium Face Wire Wheel | | 0 | 0041_1407160000 | 171.08.2014 | 10-101-000-53-5315-0000 | | | 22.89 |
| 4 -2x6x18 | | 0 | 0041_1407230000 | 171.08.2014 | 10-101-000-53-5315-0000 | | | 44.60 |
| Solder Kit/Fittings/Adaptors | | 0 | 0041_1407290000 | 171.08.2014 | 10-101-000-53-5315-0000 | | | 80.76 |
| Art and Fashion Camp Supplies | | 0 | 0108_1407100000 | 171.08.2014 | 10-430-000-53-5302-0000 | | | 110.72 |
| Art and Fashion and All Aboard Camp Supplies | | 0 | 0108_1407110000 | 171.08.2014 | 10-430-000-53-5302-0000 | | | 91.75 |
| Curious George Event Supplies and Bottled Wat | | 0 | 0108_1407120000 | 171.08.2014 | 10-430-000-53-5302-0000 | | | 21.43 |
| Flowers for Museum Guild Member | | 0 | 0108_1407150000 | 171.08.2014 | 10-430-000-53-5302-0000 | | | 73.01 |
| Camp Supplies | | 0 | 0108_1407180000 | 171.08.2014 | 10-430-000-53-5302-0000 | | | 700.32 |
| Book for Research | | 0 | 0108_1407180000 | 171.08.2014 | 10-430-000-53-5302-0000 | | | 19.79 |
| Credit Voucher Constructive Playthings | | 0 | 0108_1407220000 | 171.08.2014 | 10-430-000-53-5302-0000 | | | -53.37 |
| Actuator Assembly Spord | | 0 | 0133_1407090000 | 171.08.2014 | 10-101-000-53-5315-0000 | | | 700.00 |
| Wheel Grabber | | 0 | 0133_1407290000 | 171.08.2014 | 10-101-000-53-5306-0000 | | | 1,745.00 |
| 10 Ton Truck Stand | | 0 | 0133_1407310000 | 171.08.2014 | 10-101-000-53-5306-0000 | | | 121.03 |
| Sod for Carnival Repairs at Graf 4th of July | | 0 | 0174_1407100000 | 171.08.2014 | 10-101-000-53-5331-0000 | | | 11.50 |
| Tablet Screen Protectors | | 0 | 0174_1407160000 | 171.08.2014 | 10-101-000-53-5313-0000 | | | 10.85 |
| Touch A Truck Supplies | | 0 | 0174_1407170000 | 171.08.2014 | 10-101-000-53-5331-0000 | | | 58.80 |
| Touch A Truck Supples | | 0 | 0174_1407180000 | 171.08.2014 | 10-101-000-53-5331-0000 | | | 45.95 |
| Touch A Truck Supplies | | 0 | 0174_1407260000 | 171.08.2014 | 10-101-000-53-5331-0000 | | | 13.08 |
| Snakes 4 Inch Drain Cleaner | | 0 | 0182_1407100000 | 171.08.2014 | 10-101-000-53-5345-0000 | | | 539.99 |
| Sectional Drain Cable | | 0 | 0182_1407110000 | 171.08.2014 | 10-101-000-53-5345-0000 | | | 54.99 |
| iPhone Accessories | | 0 | 0182_1407180000 | 171.08.2014 | 10-101-000-53-5313-0000 | | | 61.81 |
| iPhone Accessories/Part 2 of 1 Invoice Amazon | | 0 | 0182_1407180000 | 171.08.2014 | 10-101-000-53-5313-0000 | | | 57.73 |
| 48 Inch Savage | | 0 | 0182_1407210000 | 171.08.2014 | 10-101-000-53-5345-0000 | | | 33.64 |
| Phone Cover and Cell Phone Charger | | 0 | 0182_1407230000 | 171.08.2014 | 10-101-000-53-5313-0000 | | | 101.02 |
| Purchase Made by Mistake | | 0 | 0182_1407300000 | 171.08.2014 | 10-101-000-53-5334-0000 | | | 15.13 |
| Lawn & Patio Bug Spray | | 0 | 0182_1407310000 | 171.08.2014 | 10-101-000-53-5302-0000 | | | 85.50 |
| Refund for Mistaken Purchase | | 0 | 0182_1408010000 | 171.08.2014 | 10-101-000-53-5334-0000 | | | -15.13 |
| Carpentry Tools | | 0 | 0224_1406300000 | 171.08.2014 | 10-101-000-53-5314-0000 | | | 20.45 |
| Carpentry Tools | | 0 | 0224_1406300000 | 171.08.2014 | 10-101-000-53-5314-0000 | | | 23.09 |
| Credit Voucher - Sales Tax Refund | | 0 | 0224_1407010000 | 171.08.2014 | 10-101-000-53-5314-0000 | | | -3.48 |

| Fund | Description | | | | | |
|---|-------------|-----------------|--------------|-------------------------|--------|--|
| Vendor No | Vendor Name | | | | | |
| Line Item Description | Check No | Invoice Number | Batch Number | GL Account Number | Amount | |
| Credit Voucher - Sales Tax Refund | 0 | 0224_1407010000 | 171.08.2014 | 10-101-000-53-5347-000C | -0.23 | |
| Lumber and Carpentry Supplies | 0 | 0224_1407030000 | 171.08.2014 | 10-101-000-53-5314-000C | 308.50 | |
| Museum Display Case | 0 | 0224_1407100000 | 171.08.2014 | 10-101-854-53-5314-000C | 61.37 | |
| Museum Carpentry Supplies | 0 | 0224_1407100000 | 171.08.2014 | 10-101-854-53-5314-000C | 9.47 | |
| Museum Carpentry | 0 | 0224_1407100000 | 171.08.2014 | 10-101-854-53-5314-000C | 27.93 | |
| Plywood for Skidsteer | 0 | 0224_1407150000 | 171.08.2014 | 10-101-000-53-5314-000C | 93.50 | |
| Carpentry Supplies | 0 | 0224_1407160000 | 171.08.2014 | 10-101-000-53-5314-000C | 78.89 | |
| Projects Supplies | 0 | 0224_1407230000 | 171.08.2014 | 10-101-000-53-5314-000C | 37.39 | |
| Tools | 0 | 0224_1407290000 | 171.08.2014 | 10-101-000-53-5314-000C | 16.74 | |
| Key Blanks Door Northside/Faucet Repair Plum | 0 | 0257_1407040000 | 171.08.2014 | 10-101-000-53-5334-000C | 9.14 | |
| Starter for Light at Prairie and Other Supplies | 0 | 0257_1407080000 | 171.08.2014 | 10-101-000-53-5334-000C | 20.66 | |
| Toohey Deck Repair | 0 | 0257_1407150000 | 171.08.2014 | 10-101-000-53-5347-000C | 59.49 | |
| Toohey Deck Repair | 0 | 0257_1407160000 | 171.08.2014 | 10-101-000-53-5347-000C | 103.01 | |
| Toohey Deck Repair | 0 | 0257_1407180000 | 171.08.2014 | 10-101-000-53-5347-000C | 57.10 | |
| Toohey Deck Repair | 0 | 0257_1407210000 | 171.08.2014 | 10-101-000-53-5347-000C | 33.54 | |
| Toohey Deck Repair | 0 | 0257_1407220000 | 171.08.2014 | 10-101-000-53-5347-000C | 71.52 | |
| Toohey Deck Repair | 0 | 0257_1407250000 | 171.08.2014 | 10-101-000-53-5314-000C | 18.80 | |
| Northside Park Shelter Repair-Vandalism | 0 | 0257_1407290000 | 171.08.2014 | 10-101-000-53-5334-000C | 367.22 | |
| Lincoln Marsh-Carpentry Supplies | 0 | 0257_1407290000 | 171.08.2014 | 10-101-000-53-5314-000C | 45.91 | |
| Danada Garage Painting | 0 | 0257_1407290000 | 171.08.2014 | 10-101-000-53-5347-000C | 30.33 | |
| Shop Restrooms | 0 | 0257_1407300000 | 171.08.2014 | 10-101-000-53-5347-000C | 21.97 | |
| Water Keys for Recreation and Stock | 0 | 0265_1407140000 | 171.08.2014 | 10-101-000-53-5311-000C | 13.08 | |
| Boards for Picnic Tables | 0 | 0265_1407200000 | 171.08.2014 | 10-101-000-53-5314-000C | 42.35 | |
| Combination Change for Marsh Shed | 0 | 0265_1407230000 | 171.08.2014 | 10-101-000-53-5311-000C | 15.00 | |
| Angle Drill for Playground Repairs | 0 | 0265_1407240000 | 171.08.2014 | 10-101-000-53-5306-000C | 174.21 | |
| Hardware for Hoffman See Saw | 0 | 0265_1407280000 | 171.08.2014 | 10-101-000-53-5334-000C | 20.00 | |
| Bond Hardware for Patching Graf Door | 0 | 0265_1407310000 | 171.08.2014 | 10-101-000-53-5334-000C | 2.73 | |
| Popcorn Machine Rental | 0 | 0323_1407030000 | 171.08.2014 | 10-000-416-52-5241-1902 | 57.96 | |
| WPD Gift Certificates July 4 Parade Judges | 0 | 0323_1407030000 | 171.08.2014 | 10-000-416-53-5346-1902 | 150.00 | |
| Coffee Supplies | 0 | 0349_1407160000 | 171.08.2014 | 10-000-856-53-5302-000C | 10.57 | |
| Transportation-NPRA Conference | 0 | 0349_1407300000 | 171.08.2014 | 10-000-415-54-5432-000C | 335.70 | |
| Transportation-NPRA Conference | 0 | 0349_1407300000 | 171.08.2014 | 10-000-415-54-5432-000C | 335.70 | |
| Transportation-NPRA Conference | 0 | 0349_1407300000 | 171.08.2014 | 10-000-000-54-5432-000C | 354.70 | |
| Transportation-NPRA Conference | 0 | 0349_1407300000 | 171.08.2014 | 10-000-000-54-5432-000C | 335.70 | |
| Fire Extinguisher Sign | 0 | 0406_1407030000 | 171.08.2014 | 10-430-000-53-5302-000C | 19.63 | |
| Breakfast Meeting with Library Director | 0 | 0406_1407080000 | 171.08.2014 | 10-430-000-53-5302-000C | 23.47 | |
| Transportation-NPRA Conference | 0 | 0406_1407140000 | 171.08.2014 | 10-430-000-54-5432-000C | 4.75 | |
| Accomadations-Midwest Museum Conference | 0 | 0406_1407140000 | 171.08.2014 | 10-430-000-54-5432-000C | 584.68 | |
| Transportation-NPRA Conference | 0 | 0406_1407140000 | 171.08.2014 | 10-430-000-54-5432-000C | 18.82 | |
| Meal-Midwest Muesum Conference | 0 | 0406_1407160000 | 171.08.2014 | 10-430-000-54-5432-000C | 25.68 | |
| Meal-Midwest Muesum Conference | 0 | 0406_1407160000 | 171.08.2014 | 10-430-000-54-5432-000C | 36.29 | |
| Transporation-Midwest Muesum Conference | 0 | 0406_1407170000 | 171.08.2014 | 10-430-000-54-5432-000C | 9.50 | |
| Accomadations-Midwest Muesum Conference | 0 | 0406_1407170000 | 171.08.2014 | 10-430-000-54-5432-000C | 438.51 | |
| Transportation-Midwest Muesum Conference | 0 | 0406_1407170000 | 171.08.2014 | 10-430-000-54-5432-000C | 38.46 | |
| Meal-Midwest Muesum Conference | 0 | 0406_1407170000 | 171.08.2014 | 10-430-000-54-5432-000C | 12.65 | |
| Meal-Midwest Muesum Conference | 0 | 0406_1407170000 | 171.08.2014 | 10-430-000-54-5432-000C | 10.51 | |
| Acrylic Stands for Display | 0 | 0406_1407210000 | 171.08.2014 | 10-430-000-53-5302-000C | 3.88 | |
| Camp & Educational Supplies | 0 | 0406_1407210000 | 171.08.2014 | 10-430-000-53-5302-000C | 16.28 | |
| Educational Program Supplies | 0 | 0406_1407220000 | 171.08.2014 | 10-430-000-53-5302-000C | 76.25 | |
| Inventory for Shop | 0 | 0406_1407290000 | 171.08.2014 | 10-000-000-14-1433-000C | 152.84 | |
| Lunch -Staff Appreciation | 0 | 0406_1407290000 | 171.08.2014 | 10-430-000-53-5302-000C | 58.92 | |
| Inventory for Museum Shop | 0 | 0406_1407300000 | 171.08.2014 | 10-000-000-14-1433-000C | 82.21 | |
| Send Out Cards Subscription | 0 | 0422_1407030000 | 171.08.2014 | 10-000-000-54-5434-000C | 31.00 | |
| Send Out Cards Subscription | 0 | 0422_1407110000 | 171.08.2014 | 10-000-000-54-5434-000C | 100.00 | |
| Annual GAAP Update by Gauthier | 0 | 0422_1407240000 | 171.08.2014 | 10-419-000-54-5432-000C | 135.00 | |
| Transportation for ICPAS Gov't Executive Com | 0 | 0422_1407280000 | 171.08.2014 | 10-419-000-54-5432-000C | 9.50 | |
| WSJ Monthly Subscription | 0 | 0422_1407280000 | 171.08.2014 | 10-419-000-54-5425-000C | 22.99 | |
| Congressman & Ex. Director Breakfast | 0 | 0455_1407020000 | 171.08.2014 | 10-000-000-54-5438-000C | 5.33 | |

| Fund | Description | Vendor No | Vendor Name | Line Item Description | Check No | Invoice Number | Batch Number | GL Account Number | Amount |
|---------------|----------------------------------|-----------|-------------|---|----------|-----------------|--------------|-------------------------|-----------|
| | | | | Ex. Director & WWS Lacrosse Meeting | 0 | 0455_1407020000 | 171.08.2014 | 10-000-000-54-5438-0000 | 9.93 |
| | | | | Ex. Director & DWA Trustee | 0 | 0455_1407300000 | 171.08.2014 | 10-000-000-54-5438-0000 | 9.96 |
| | | | | Funeral Flowers | 0 | 0463_1407010000 | 171.08.2014 | 10-000-000-54-5434-0000 | 33.33 |
| | | | | Funeral Flowers | 0 | 0463_1407180000 | 171.08.2014 | 10-000-000-54-5434-0000 | 32.65 |
| | | | | Ex. Director CPRP & CPRE Exam Fee | 0 | 0463_1407230000 | 171.08.2014 | 10-000-000-54-5432-0000 | 148.33 |
| | | | | Staff Lunch for PDRMA Review | 0 | 0471_1407240000 | 171.08.2014 | 10-000-000-54-5438-0000 | 41.66 |
| | | | | Waterproof Black Phone Case | 0 | 0505_1407140000 | 171.08.2014 | 10-101-000-53-5313-0000 | 86.60 |
| | | | | Tax Refund | 0 | 0505_1407150000 | 171.08.2014 | 10-101-000-53-5313-0000 | -6.60 |
| | | | | Linen Cleaning | 0 | 0570_1407020000 | 171.08.2014 | 10-000-416-53-5346-1902 | 133.00 |
| | | | | Marketing & Development Supplies and Brew F | 0 | 0570_1407110000 | 171.08.2014 | 10-000-416-53-5346-1902 | 59.46 |
| | | | | Marketing & Development Supplies and Brew F | 0 | 0570_1407110000 | 171.08.2014 | 10-000-415-53-5302-0000 | 237.04 |
| | | | | WPD Athletics Aplus Hosting | 0 | 0570_1407250000 | 171.08.2014 | 10-000-415-54-5425-0000 | 21.94 |
| | | | | Lanyard Clips for Brew Fest | 0 | 0570_1407290000 | 171.08.2014 | 10-000-416-53-5346-1902 | 67.96 |
| | | | | Brew Fest Facebook | 0 | 0570_1407310000 | 171.08.2014 | 10-000-416-52-5241-1902 | 207.45 |
| | | | | Brew Fest Frames | 0 | 0604_1407020000 | 171.08.2014 | 10-000-416-53-5346-1902 | 676.58 |
| | | | | Light the Torch 5K Run | 0 | 0604_1407020000 | 171.08.2014 | 10-000-415-54-5425-0000 | 33.28 |
| | | | | Candy for Parade | 0 | 0604_1407020000 | 171.08.2014 | 10-000-416-53-5346-1902 | 115.83 |
| | | | | Staff Appreciation for 4th July Parade | 0 | 0604_1407040000 | 171.08.2014 | 10-000-416-53-5346-1902 | 36.97 |
| | | | | Gift for Emcee | 0 | 0604_1407080000 | 171.08.2014 | 10-000-416-53-5346-1902 | 100.00 |
| | | | | Constant Contact | 0 | 0604_1407140000 | 171.08.2014 | 10-430-415-54-5442-0000 | 100.00 |
| | | | | JotForm Monthly Subscription | 0 | 0604_1407300000 | 171.08.2014 | 10-000-415-53-5302-0000 | 9.95 |
| | | | | Supplies | 0 | 0612_1407030000 | 171.08.2014 | 10-000-113-53-5308-0000 | 13.47 |
| | | | | Cosley Classic Registration | 0 | 0620_1407110000 | 171.08.2014 | 10-000-000-54-5438-0000 | 150.00 |
| | | | | Cosley Classic Registration | 0 | 0620_1407180000 | 171.08.2014 | 10-000-000-54-5438-0000 | 150.00 |
| | | | | PSC Electrical Stock | 0 | 0653_1406300000 | 171.08.2014 | 10-101-000-53-5312-0000 | 976.27 |
| | | | | Cables | 0 | 0653_1407020000 | 171.08.2014 | 10-101-000-53-5312-0000 | 1.81 |
| | | | | Seven Gables Junction Box for New Light on Sh | 0 | 0653_1407030000 | 171.08.2014 | 10-101-000-53-5312-0000 | 27.03 |
| | | | | CC Hardware for Spa Timer Install | 0 | 0653_1407030000 | 171.08.2014 | 10-101-000-53-5314-0000 | 4.46 |
| | | | | PSC Stud Finder Electrical Tool | 0 | 0653_1407070000 | 171.08.2014 | 10-101-000-53-5312-0000 | 67.94 |
| | | | | Mud for Patching Walls | 0 | 0653_1407080000 | 171.08.2014 | 10-101-000-53-5314-0000 | 8.09 |
| | | | | LED Lights | 0 | 0653_1407090000 | 171.08.2014 | 10-101-000-53-5312-0000 | 55.28 |
| | | | | Memorial Bandshell Bulbs | 0 | 0653_1407100000 | 171.08.2014 | 10-101-000-53-5312-0000 | 74.50 |
| | | | | Timers for PSC & Graf | 0 | 0653_1407100000 | 171.08.2014 | 10-101-000-53-5312-0000 | 296.86 |
| | | | | PSC Stock | 0 | 0653_1407110000 | 171.08.2014 | 10-101-000-53-5312-0000 | 89.10 |
| | | | | LED Lights | 0 | 0653_1407110000 | 171.08.2014 | 10-101-000-53-5312-0000 | 55.28 |
| | | | | Electrical Supplies | 0 | 0653_1407150000 | 171.08.2014 | 10-101-000-53-5312-0000 | 8.09 |
| | | | | Museum Electrical Stock | 0 | 0653_1407160000 | 171.08.2014 | 10-101-854-53-5312-0000 | 176.76 |
| | | | | PSC | 0 | 0653_1407290000 | 171.08.2014 | 10-101-000-53-5312-0000 | -13.62 |
| | | | | Amazon Prime Membership | 0 | 0653_1407300000 | 171.08.2014 | 10-101-000-53-5312-0000 | 99.00 |
| Vendor Total: | | | | | | | | | 16,726.15 |
| 04138 | Power Equipment Leasing Co, Inc. | | | | | | | | |
| | Tool Tray for 1116 | 142412 | 21548 | 084.08.2014 | | | | 10-101-000-53-5315-0000 | 147.49 |
| Vendor Total: | | | | | | | | | 147.49 |
| 04221 | Plug & Pay Technologies | | | | | | | | |
| | 07/14 Plug N Pay Fees | 0 | 073114 | 141.08.2014 | | | | 10-000-000-52-5239-0000 | 15.00 |
| | 07/14 Plug N Pay Fees | 0 | 073114 | 141.08.2014 | | | | 10-000-856-52-5239-0000 | 15.00 |
| | 07/14 Plug N Pay Fees | 0 | 073114 | 141.08.2014 | | | | 10-101-000-52-5239-0000 | 15.00 |
| Vendor Total: | | | | | | | | | 45.00 |
| 04253 | Howell, Eric | | | | | | | | |
| | Brew Fest Cancellation Fee | 142285 | 080214 | 083.08.2014 | | | | 10-000-416-52-5241-1902 | 100.00 |
| Vendor Total: | | | | | | | | | 100.00 |
| 04254 | Traffic Control & Protection Inc | | | | | | | | |
| | Aluminum Blank | 0 | 81023 | 091.09.2014 | | | | 10-101-000-53-5314-0000 | 103.20 |

| Fund | Description | Vendor No | Vendor Name | Line Item Description | Check No | Invoice Number | Batch Number | GL Account Number | Amount |
|---------------|---|-----------|-------------|-----------------------|-------------------------|----------------|--------------|-------------------|----------|
| Vendor Total: | | | | | | | | | 103.20 |
| 04267 | Martin Whalen Group Inc | | | | | | | | |
| | Parks 072814-082714 | 0 | 69776_0814 | 082.08.2014 | 10-101-000-52-5211-000C | | | | 332.34 |
| | DC Hist Museum 072814-082714 | 0 | 69952_0814 | 082.08.2014 | 10-000-000-52-5211-000C | | | | 495.75 |
| | Prairie 072814-082714 | 0 | 69962_0814 | 082.08.2014 | 10-000-000-52-5211-000C | | | | 317.31 |
| | Prairie-HR 070114-073114 | 0 | 70550_0714 | 082.08.2014 | 10-418-000-52-5211-000C | | | | 17.49 |
| | Prairie-HR 080114-083114 | 0 | 70550_0814 | 082.08.2014 | 10-418-000-52-5211-000C | | | | 17.49 |
| | Prairie-Finance 070114-073114 | 0 | 70559_0714 | 082.08.2014 | 10-419-000-52-5211-000C | | | | 66.75 |
| | Prairie-Finance 080114-083114 | 0 | 70559_0814 | 082.08.2014 | 10-419-000-52-5211-000C | | | | 66.75 |
| | Prairie-Payroll 070114-073114 | 0 | 70562_0714 | 082.08.2014 | 10-419-000-52-5211-000C | | | | 15.12 |
| | Prairie-Payroll 080114-083114 | 0 | 70562_0814 | 082.08.2014 | 10-419-000-52-5211-000C | | | | 15.12 |
| | DC Hist Museum 070114-073114 | 0 | 70566_0714 | 082.08.2014 | 10-000-000-52-5211-000C | | | | 390.22 |
| | DC Hist Museum 080114-083114 | 0 | 70566_0814 | 082.08.2014 | 10-000-000-52-5211-000C | | | | 390.22 |
| Vendor Total: | | | | | | | | | 2,124.56 |
| 04287 | Global Payments Inc | | | | | | | | |
| | 07/14 Merchant CC Processing Fees | 0 | 073114 | 141.08.2014 | 10-000-000-52-5239-000C | | | | 25.91 |
| | 07/14 Merchant CC Processing Fees | 0 | 073114 | 141.08.2014 | 10-000-000-12-1226-000C | | | | 23.07 |
| | 07/14 Merchant CC Processing Fees | 0 | 073114 | 141.08.2014 | 10-000-856-52-5239-000C | | | | 133.42 |
| | 07/14 Merchant CC Processing Fees | 0 | 073114 | 141.08.2014 | 10-101-000-52-5239-000C | | | | 27.00 |
| Vendor Total: | | | | | | | | | 209.40 |
| 04296 | Culligan DuPage Soft Water Service Inc | | | | | | | | |
| | Drinking Water-Prairie (Less Fuel Charge) | 142267 | 262006_0714 | 083.08.2014 | 10-000-856-53-5302-000C | | | | 23.60 |
| | Drinking Water-Prairie | 142267 | 262006_0714 | 083.08.2014 | 10-000-856-53-5302-000C | | | | 54.90 |
| | Drinking Water and Cooler Rental-Prairie | 142267 | 262006_0714 | 083.08.2014 | 10-000-856-53-5302-000C | | | | 26.00 |
| Vendor Total: | | | | | | | | | 104.50 |
| 04374 | Wheaton Bank and Trust Company | | | | | | | | |
| | 07/14 WB&T Bank Analysis Service Charges | 0 | 073114 | 141.08.2014 | 10-000-000-52-5214-000C | | | | 214.51 |
| | 07/14 WB&T Bank Analysis Service Charges | 0 | 073114 | 141.08.2014 | 10-000-000-12-1228-000C | | | | -19.58 |
| Vendor Total: | | | | | | | | | 194.93 |
| 04377 | Keystone Hatcheries LLC | | | | | | | | |
| | Northside Supply | 142185 | 21605 | 082.08.2014 | 10-101-000-53-5331-000C | | | | 1,504.20 |
| Vendor Total: | | | | | | | | | 1,504.20 |
| 04529 | DeSitter Flooring Inc. | | | | | | | | |
| | Carpet Service | 142268 | CG402792 | 083.08.2014 | 10-101-856-52-5210-000C | | | | 125.00 |
| Vendor Total: | | | | | | | | | 125.00 |
| 04557 | Staples Contract and Commercial Inc | | | | | | | | |
| | Lens Cleaning Wipes | 142323 | 3238751205 | 083.08.2014 | 10-101-000-53-5316-000C | | | | 59.99 |
| | Safety Glasses | 142323 | 3238751206 | 083.08.2014 | 10-101-000-53-5316-000C | | | | 25.98 |
| | Pinesol Paper Towels Multifold | 142323 | 3238751207 | 083.08.2014 | 10-101-856-53-5316-000C | | | | 134.35 |
| | Facial Tissue | 142323 | 3238751209 | 083.08.2014 | 10-101-856-53-5316-000C | | | | 131.36 |
| | Toilet Tissue for Shelters | 142323 | 3238751210 | 083.08.2014 | 10-101-000-53-5316-000C | | | | 472.80 |
| | Custodial and Supplies for Kitchen | 142323 | 3238751211 | 083.08.2014 | 10-101-000-53-5316-000C | | | | 367.81 |
| | Batteries | 142323 | 3238751211 | 083.08.2014 | 10-101-000-53-5312-000C | | | | 232.78 |
| Vendor Total: | | | | | | | | | 1,425.07 |
| 04574 | Knox Swan and Dog LLC | | | | | | | | |
| | Rathje Park Goose Management August 2014 | 142294 | 918597 | 083.08.2014 | 10-101-000-52-5210-000C | | | | 535.00 |
| Vendor Total: | | | | | | | | | 535.00 |

| Fund | Description | Vendor No | Vendor Name | Line Item Description | Check No | Invoice Number | Batch Number | GL Account Number | Amount |
|---------------|--|-----------|-------------|--|----------|------------------|--------------|-------------------------|----------|
| 04637 | Service Sanitation Inc. | | | Brew Fest 2014 | 0 | 6840598 | 084.08.2014 | 10-000-416-52-5241-1902 | 1,165.00 |
| | | | | Kelly Park 7/1/14-7/31/14 | 0 | 6901728 | 083.08.2014 | 10-101-000-52-5211-0000 | 125.00 |
| | | | | Rathje Park 7/1/14-7/31/14 | 0 | 6901731 | 083.08.2014 | 10-101-000-52-5211-0000 | 125.00 |
| | | | | Lincoln Marsh 7/1/14-7/31/14 | 0 | 6901733 | 083.08.2014 | 10-101-000-52-5211-0000 | 250.00 |
| | | | | Restrooms Shakespeare 2014 | 0 | 6906324 | 091.09.2014 | 10-000-416-52-5241-1907 | 285.00 |
| Vendor Total: | | | | | | | | | 1,950.00 |
| 04800 | Advanced Disposal Services Solid Waste Midwest LLC | | | Parks&Planning 080114-083114 | 142139 | T0199239PSC_0814 | 082.08.2014 | 10-101-000-52-5263-0000 | 14.05 |
| Vendor Total: | | | | | | | | | 14.05 |
| 04813 | Podkowa, Michelle | | | Mileage Reimbursement June-July 2014 | 142313 | 073114 | 083.08.2014 | 10-430-000-54-5422-0000 | 7.28 |
| Vendor Total: | | | | | | | | | 7.28 |
| 04869 | BlueTarp Financial Inc | | | Twin Hammer Imp | 142451 | 31204550 | 091.09.2014 | 10-101-000-53-5345-0000 | 219.99 |
| Vendor Total: | | | | | | | | | 219.99 |
| 04896 | Mailroom Finance Inc | | | Postage for Prairie Facility | 142391 | 081314 | 084.08.2014 | 10-000-856-53-5302-0000 | 2,000.00 |
| Vendor Total: | | | | | | | | | 2,000.00 |
| 04937 | Acorn Niles Corporation | | | Parts for 1126 | 142442 | N-035930 | 091.09.2014 | 10-101-000-53-5315-0000 | 528.60 |
| | | | | Parts for 1023 | 142442 | N-035950 | 091.09.2014 | 10-101-000-53-5315-0000 | 239.90 |
| Vendor Total: | | | | | | | | | 768.50 |
| 05165 | McMaken, Bonnie | | | Mileage Reimbursement April-June 2014 | 142393 | 063014 | 084.08.2014 | 10-000-415-54-5422-0000 | 34.16 |
| Vendor Total: | | | | | | | | | 34.16 |
| 05189 | Chambers Lawn & Power Product Inc | | | Carburetor and Wire | 142153 | 3710 | 082.08.2014 | 10-101-000-53-5315-0000 | 108.08 |
| Vendor Total: | | | | | | | | | 108.08 |
| 05268 | Hamontree, Dean J | | | 2014 Seasonal Aquatic Weed and Algae Control | 142380 | 347 | 084.08.2014 | 10-101-000-52-5210-0000 | 1,700.00 |
| Vendor Total: | | | | | | | | | 1,700.00 |
| 05392 | Kapala, Nicole | | | Mileage Reimbursement July 2014 | 142390 | 073114 | 084.08.2014 | 10-000-415-54-5422-0000 | 25.09 |
| Vendor Total: | | | | | | | | | 25.09 |
| 05394 | Minnis, Benjamin | | | Mileage Reimbursement June 2014 | 142400 | 063014 | 084.08.2014 | 10-000-415-54-5422-0000 | 77.22 |
| | | | | Mileage Reimbursement July 2014 | 142400 | 073114 | 084.08.2014 | 10-000-415-54-5422-0000 | 58.52 |
| Vendor Total: | | | | | | | | | 135.74 |
| 05398 | Fluorecycle Inc. | | | Recycled Bulbs for CC and Shop | 142169 | 32075 | 082.08.2014 | 10-101-000-52-5210-0000 | 206.50 |
| Vendor Total: | | | | | | | | | 206.50 |
| 05402 | Carney, Kevin | | | Mileage Reimbursement June-August 2014 | 142253 | 080714 | 083.08.2014 | 10-000-415-54-5422-0000 | 117.04 |

| Fund | Description | Vendor No | Vendor Name | Check No | Invoice Number | Batch Number | GL Account Number | Amount |
|---|---|-----------|-------------|------------------|----------------|--------------|-------------------------|------------|
| Line Item Description | | | | | | | | |
| Mileage Reimbursement June-August 2014 | | 142253 | | 080714 | | 083.08.2014 | 10-000-000-54-5422-0000 | 30.80 |
| | | | | | | | Vendor Total: | 147.84 |
| 05407 | Aramark Schools LLC | | | | | | | |
| Milk Order for Santa Train 2013 | | 142354 | | 010992 | | 084.08.2014 | 10-430-000-53-5302-0000 | 60.88 |
| | | | | | | | Vendor Total: | 60.88 |
| TMP*2541 | MAGUIRE, TIMOTHY | | | | | | | |
| Reissue PRCK #164961 07/12/2013 for Maguire | | 142297 | | 164961 | | 083.08.2014 | 10-000-000-25-2581-0000 | 72.00 |
| | | | | | | | Vendor Total: | 72.00 |
| TMP*2542 | MONROE, JOHN | | | | | | | |
| Reissue PRCK #163693 05/31/2013 for Monroe | | 142302 | | 163693 | | 083.08.2014 | 10-000-000-25-2581-0000 | 134.35 |
| Reissue PRCK #165030 07/26/2013 for Monroe | | 142302 | | 165030 | | 083.08.2014 | 10-000-000-25-2581-0000 | 89.68 |
| Reissue PRCK #167431 12/27/2013 for Monroe | | 142302 | | 167431 | | 083.08.2014 | 10-000-000-25-2581-0000 | 95.47 |
| | | | | | | | Vendor Total: | 319.50 |
| TMP*2549 | Cooper, Jackson | | | | | | | |
| Reissue PRCK #164084 06/14/2013 for Cooper | | 142370 | | 164084 | | 084.08.2014 | 10-000-000-25-2581-0000 | 14.68 |
| | | | | | | | Vendor Total: | 14.68 |
| | | | | | | | Fund Total: | 158,538.81 |
| 20 | Recreation | | | | | | | |
| 00018 | Airgas USA LLC | | | | | | | |
| Rice Pool Chemicals | | 142240 | | 9029892649 | | 083.08.2014 | 20-101-232-53-5335-0000 | 395.12 |
| Northside Pool Chemicals | | 142240 | | 9030139015 | | 083.08.2014 | 20-101-231-53-5335-0000 | 395.12 |
| Rice Pool Chemicals | | 142240 | | 9030181979 | | 083.08.2014 | 20-101-232-53-5335-0000 | 395.12 |
| Rice Pool Chemicals | | 142443 | | 9030455891 | | 091.09.2014 | 20-101-232-53-5335-0000 | 394.47 |
| Rice Pool Chemicals | | 142443 | | 9030637773 | | 091.09.2014 | 20-101-232-53-5335-0000 | 221.88 |
| Northside Pool Chemicals | | 142240 | | 9920444669 | | 083.08.2014 | 20-101-231-53-5335-0000 | 552.20 |
| Rice Pool Chemicals | | 142240 | | 9920444670 | | 083.08.2014 | 20-101-232-53-5335-0000 | 143.81 |
| | | | | | | | Vendor Total: | 2,497.72 |
| 00020 | Albertsons | | | | | | | |
| CIDK Supplies | | 142351 | | JD01L07MH3 | | 084.08.2014 | 20-220-208-53-5301-8880 | 65.67 |
| Data Books for Camp Power Play | | 142351 | | JM01L07M7S | | 084.08.2014 | 20-350-302-53-5327-0000 | 37.20 |
| CIDK Supplies | | 142351 | | JM01L07ME0 | | 084.08.2014 | 20-220-208-53-5301-8880 | 21.95 |
| | | | | | | | Vendor Total: | 124.82 |
| 00042 | Anderson Elevator Co. | | | | | | | |
| CC Elevator Maintenance for August 2014 | | 0 | | 151446 | | 083.08.2014 | 20-101-220-52-5211-0000 | 149.00 |
| | | | | | | | Vendor Total: | 149.00 |
| 00049 | Gianforte Group Inc. | | | | | | | |
| Rams Concessions | | 142472 | | 1097 | | 091.09.2014 | 20-221-222-53-5329-0000 | 237.05 |
| | | | | | | | Vendor Total: | 237.05 |
| 00057 | Armbrust Plumbing & Air Conditioning Inc. | | | | | | | |
| CC Pump Repair | | 142355 | | 0000077119 | | 084.08.2014 | 20-101-220-52-5210-0000 | 194.00 |
| | | | | | | | Vendor Total: | 194.00 |
| 00064 | AT&T | | | | | | | |
| District Wide 070214-080114 | | 142144 | | 26064006665_0814 | | 082.08.2014 | 20-222-232-52-5262-0000 | 98.57 |
| District Wide 070214-080114 | | 142144 | | 26064006665_0814 | | 082.08.2014 | 20-222-231-52-5262-0000 | 43.74 |
| District Wide 070214-080114 | | 142144 | | 26064006665_0814 | | 082.08.2014 | 20-224-220-52-5262-0000 | 1,159.47 |

| Fund | Description | Vendor No | Vendor Name | Line Item Description | Check No | Invoice Number | Batch Number | GL Account Number | Amount |
|---------------|---------------|-----------|-------------|---|----------|------------------|--------------|-------------------------|----------|
| | | | | District Wide 070214-080114 | 142144 | 26064006665_0814 | 082.08.2014 | 20-000-000-52-5262-000C | 137.65 |
| | | | | District Wide 070214-080114 | 142144 | 26064006665_0814 | 082.08.2014 | 20-000-112-52-5262-000C | 159.22 |
| | | | | District Wide 070214-080114 | 142144 | 26064006665_0814 | 082.08.2014 | 20-000-304-52-5262-000C | 192.47 |
| | | | | District Wide 070214-080114 | 142144 | 26064006665_0814 | 082.08.2014 | 20-000-415-52-5262-000C | 123.64 |
| | | | | District Wide 070214-080114 | 142144 | 26064006665_0814 | 082.08.2014 | 20-101-000-52-5262-000C | 42.58 |
| | | | | District Wide 070214-080114 | 142144 | 26064006665_0814 | 082.08.2014 | 20-220-000-52-5262-000C | 263.62 |
| | | | | District Wide 070214-080114 | 142144 | 26064006665_0814 | 082.08.2014 | 20-220-203-52-5262-000C | 90.99 |
| | | | | District Wide 070214-080114 | 142144 | 26064006665_0814 | 082.08.2014 | 20-220-204-52-5262-000C | 135.89 |
| | | | | District Wide 070214-080114 | 142144 | 26064006665_0814 | 082.08.2014 | 20-350-000-52-5262-000C | 78.16 |
| | | | | District Wide 070214-080114 | 142144 | 26064006665_0814 | 082.08.2014 | 20-350-302-52-5262-000C | 158.64 |
| | | | | Grl Scout Cabin 071114-081014 | 142243 | 6306682962_0814 | 083.08.2014 | 20-000-000-52-5262-000C | 45.74 |
| | | | | Blanchard House 071114-081014 | 142243 | 6306683813_0814 | 083.08.2014 | 20-000-000-52-5262-000C | 57.19 |
| | | | | Blanchard House 071114-081014 | 142243 | 6306683943_0814 | 083.08.2014 | 20-000-000-52-5262-000C | 45.70 |
| | | | | Northside Pool 071414-081314 | 142356 | 6306820093_0814 | 084.08.2014 | 20-222-231-52-5262-000C | 50.94 |
| | | | | Community Cntr 072614-082514 | 142446 | 6306904884_0814 | 091.09.2014 | 20-224-220-52-5262-000C | 149.83 |
| | | | | District Wide 071714-081614 | 142356 | 630Z040133_0814 | 084.08.2014 | 20-222-232-52-5262-000C | 19.36 |
| | | | | District Wide 071714-081614 | 142356 | 630Z040133_0814 | 084.08.2014 | 20-222-231-52-5262-000C | 8.59 |
| | | | | District Wide 071714-081614 | 142356 | 630Z040133_0814 | 084.08.2014 | 20-224-220-52-5262-000C | 227.70 |
| | | | | District Wide 071714-081614 | 142356 | 630Z040133_0814 | 084.08.2014 | 20-000-000-52-5262-000C | 27.03 |
| | | | | District Wide 071714-081614 | 142356 | 630Z040133_0814 | 084.08.2014 | 20-000-112-52-5262-000C | 31.27 |
| | | | | District Wide 071714-081614 | 142356 | 630Z040133_0814 | 084.08.2014 | 20-000-304-52-5262-000C | 37.80 |
| | | | | District Wide 071714-081614 | 142356 | 630Z040133_0814 | 084.08.2014 | 20-000-415-52-5262-000C | 24.28 |
| | | | | District Wide 071714-081614 | 142356 | 630Z040133_0814 | 084.08.2014 | 20-101-000-52-5262-000C | 8.36 |
| | | | | District Wide 071714-081614 | 142356 | 630Z040133_0814 | 084.08.2014 | 20-220-000-52-5262-000C | 51.78 |
| | | | | District Wide 071714-081614 | 142356 | 630Z040133_0814 | 084.08.2014 | 20-220-203-52-5262-000C | 17.86 |
| | | | | District Wide 071714-081614 | 142356 | 630Z040133_0814 | 084.08.2014 | 20-220-204-52-5262-000C | 26.69 |
| | | | | District Wide 071714-081614 | 142356 | 630Z040133_0814 | 084.08.2014 | 20-350-000-52-5262-000C | 15.35 |
| | | | | District Wide 071714-081614 | 142356 | 630Z040133_0814 | 084.08.2014 | 20-350-302-52-5262-000C | 31.15 |
| | | | | Cosley House 071714-081614 | 142356 | 630Z265054_0814 | 084.08.2014 | 20-350-000-52-5262-000C | 128.86 |
| | | | | Clocktower Comm 071714-081614 | 142356 | 630Z736813_0814 | 084.08.2014 | 20-350-303-52-5262-000C | 128.86 |
| | | | | Toohey Park 071714-081614 | 142356 | 630Z990473_0814 | 084.08.2014 | 20-000-000-52-5262-000C | 222.20 |
| | | | | Northside Pool 071714-081614 | 142356 | 630Z993971_0814 | 084.08.2014 | 20-222-231-52-5262-000C | 128.86 |
| | | | | Community Cntr 071714-081614 | 142356 | 708Z860651_0814 | 084.08.2014 | 20-224-220-52-5262-000C | 222.20 |
| Vendor Total: | | | | | | | | | 4,392.24 |
| 00068 | AT&T Mobility | | | | | | | | |
| | | | | 346-2253 Data Rec Dpt. 071814-081714 | 142448 | 877051597_0814 | 091.09.2014 | 20-000-000-52-5265-000C | 52.60 |
| | | | | 815-3616 C. Daniels 071814-081714 | 142448 | 877051597_0814 | 091.09.2014 | 20-101-000-52-5265-000C | 23.68 |
| | | | | 885-4579 D. Shee 071814-081714 | 142448 | 877051597_0814 | 091.09.2014 | 20-101-000-52-5265-000C | 23.68 |
| | | | | 885-4684 W. Russell 071814-081714 | 142448 | 877051597_0814 | 091.09.2014 | 20-222-232-52-5265-000C | 82.33 |
| | | | | 945-5423 J Hospes 071814-081714 | 142448 | 877051597_0814 | 091.09.2014 | 20-000-000-52-5265-000C | 95.67 |
| | | | | 945-7045 Camp Coordinator 071814-081714 | 142448 | 877051597_0814 | 091.09.2014 | 20-000-000-52-5265-000C | 1.45 |
| | | | | 945-7048 Camp Blackhawk 071814-081714 | 142448 | 877051597_0814 | 091.09.2014 | 20-000-000-52-5265-000C | 11.22 |
| | | | | 945-7049 Camp Goodtimes 071814-081714 | 142448 | 877051597_0814 | 091.09.2014 | 20-000-000-52-5265-000C | 1.45 |
| | | | | 945-7930 Adv Playground 071814-081714 | 142448 | 877051597_0814 | 091.09.2014 | 20-000-000-52-5265-000C | 1.45 |
| | | | | 945-7931 Camp Illini 071814-081714 | 142448 | 877051597_0814 | 091.09.2014 | 20-000-000-52-5265-000C | 29.83 |
| | | | | 945-7926 Critter Camp 071814-081714 | 142448 | 877051597_0814 | 091.09.2014 | 20-000-112-52-5265-000C | 1.45 |
| | | | | 945-7927 Curiosity Camp 071814-081714 | 142448 | 877051597_0814 | 091.09.2014 | 20-000-112-52-5265-000C | 1.78 |
| | | | | 945-7928 Camp Wild Ones 071814-081714 | 142448 | 877051597_0814 | 091.09.2014 | 20-000-112-52-5265-000C | 4.29 |
| | | | | 346-4602 Hot Spot 2 071814-081714 | 142448 | 877051597_0814 | 091.09.2014 | 20-350-302-52-5265-000C | 40.60 |
| | | | | 639-8642 Camp No Name 071814-081714 | 142448 | 877051597_0814 | 091.09.2014 | 20-000-000-52-5265-000C | 16.43 |
| | | | | 624-6613 Adult Ed 071814-081714 | 142448 | 877051597_0814 | 091.09.2014 | 20-000-000-52-5265-000C | 55.27 |
| | | | | 281-0870 B. Keene 071814-081714 | 142448 | 877051597_0814 | 091.09.2014 | 20-000-000-52-5265-000C | 91.48 |
| | | | | 234-9351 Lincoln Marsh 071814-081714 | 142448 | 877051597_0814 | 091.09.2014 | 20-000-112-52-5265-000C | 23.68 |
| | | | | 346-9047 Hot Spot 1 071814-081714 | 142448 | 877051597_0814 | 091.09.2014 | 20-350-302-52-5265-000C | 40.60 |
| | | | | 624-0846 M.B. Cleary 071814-081714 | 142448 | 877051597_0814 | 091.09.2014 | 20-000-000-52-5265-000C | 108.38 |
| | | | | 624-3048 BB/SB Umpires 071814-081714 | 142448 | 877051597_0814 | 091.09.2014 | 20-000-000-52-5265-000C | 23.68 |
| | | | | 621-6936 Parks Dept 071814-081714 | 142448 | 877051597_0814 | 091.09.2014 | 20-101-000-52-5265-000C | 23.68 |

| Fund | Description | Vendor No | Vendor Name | Line Item Description | Check No | Invoice Number | Batch Number | GL Account Number | Amount |
|-------|-----------------------|-----------|-------------|---|----------|-----------------|--------------|-------------------------|--------|
| | | | | 605-0389 Camp IDK 071814-081714 | 142448 | 877051597_0814 | 091.09.2014 | 20-000-000-52-5265-000C | 24.77 |
| | | | | 536-4138 V. Beyer 071814-081714 | 142448 | 877051597_0814 | 091.09.2014 | 20-000-000-52-5265-000C | 91.48 |
| | | | | 414-8028 Lincoln Marsh 071814-081714 | 142448 | 877051597_0814 | 091.09.2014 | 20-000-112-52-5265-000C | 23.68 |
| | | | | 234-9385 Jay Diener 071814-081714 | 142448 | 877051597_0814 | 091.09.2014 | 20-000-000-52-5265-000C | 95.04 |
| | | | | 945-7929 Mean Green 071814-081714 | 142448 | 877051597_0814 | 091.09.2014 | 20-000-000-52-5265-000C | 5.50 |
| | | | | | | | | Vendor Total: | 995.15 |
| 00069 | AT&T Long Distance | | | District Wide 070914-080814 | 142358 | 854400680_0814 | 084.08.2014 | 20-222-231-52-5262-000C | 0.99 |
| | | | | District Wide 070914-080814 | 142358 | 854400680_0814 | 084.08.2014 | 20-222-232-52-5262-000C | 2.25 |
| | | | | District Wide 070914-080814 | 142358 | 854400680_0814 | 084.08.2014 | 20-000-112-52-5262-000C | 3.62 |
| | | | | District Wide 070914-080814 | 142358 | 854400680_0814 | 084.08.2014 | 20-000-304-52-5262-000C | 4.38 |
| | | | | District Wide 070914-080814 | 142358 | 854400680_0814 | 084.08.2014 | 20-000-415-52-5262-000C | 2.82 |
| | | | | District Wide 070914-080814 | 142358 | 854400680_0814 | 084.08.2014 | 20-101-000-52-5262-000C | 0.97 |
| | | | | District Wide 070914-080814 | 142358 | 854400680_0814 | 084.08.2014 | 20-220-000-52-5262-000C | 5.99 |
| | | | | District Wide 070914-080814 | 142358 | 854400680_0814 | 084.08.2014 | 20-220-203-52-5262-000C | 2.07 |
| | | | | District Wide 070914-080814 | 142358 | 854400680_0814 | 084.08.2014 | 20-220-204-52-5262-000C | 3.10 |
| | | | | District Wide 070914-080814 | 142358 | 854400680_0814 | 084.08.2014 | 20-350-000-52-5262-000C | 1.77 |
| | | | | District Wide 070914-080814 | 142358 | 854400680_0814 | 084.08.2014 | 20-350-302-52-5262-000C | 3.61 |
| | | | | District Wide 070914-080814 | 142358 | 854400680_0814 | 084.08.2014 | 20-000-000-52-5262-000C | 3.13 |
| | | | | District Wide 070914-080814 | 142358 | 854400680_0814 | 084.08.2014 | 20-224-220-52-5262-000C | 26.38 |
| | | | | | | | | Vendor Total: | 61.08 |
| 00070 | AT&T Internet | | | District Wide E-Mail Archive S 080514-090414 | 142357 | 0004113_0914 | 084.08.2014 | 20-000-000-52-5240-000C | 210.57 |
| | | | | Recreation IP Services 071914-081814 | 142357 | 8310000633_0814 | 084.08.2014 | 20-000-000-52-5211-000C | 240.31 |
| | | | | | | | | Vendor Total: | 450.88 |
| 00152 | Buikemas Ace Hardware | | | Supplies | 142248 | 276651A | 083.08.2014 | 20-220-112-53-5301-6628 | 36.82 |
| | | | | Supplies | 142248 | 276653A | 083.08.2014 | 20-220-112-53-5301-6618 | 59.99 |
| | | | | Supplies | 142248 | 276683A | 083.08.2014 | 20-220-112-53-5301-6618 | 31.72 |
| | | | | Supplies | 142248 | 276710A | 083.08.2014 | 20-220-112-53-5301-6612 | 49.51 |
| | | | | Supplies | 142248 | 276729A | 083.08.2014 | 20-220-112-53-5301-6618 | 26.14 |
| | | | | Office Supplies | 142248 | 276779A | 083.08.2014 | 20-000-112-53-5302-000C | 6.73 |
| | | | | Supplies | 142248 | 276934A | 083.08.2014 | 20-220-112-53-5301-6612 | 1.61 |
| | | | | Pool Supplies | 142248 | 276955A | 083.08.2014 | 20-101-231-53-5334-000C | 16.18 |
| | | | | CC Supplies | 142248 | 345904B | 083.08.2014 | 20-101-220-53-5313-000C | 41.02 |
| | | | | Rice Pool Supplies | 142248 | 345909B | 083.08.2014 | 20-101-232-53-5311-000C | 14.39 |
| | | | | Caution Tape | 142248 | 345911B | 083.08.2014 | 20-221-223-53-5306-4776 | 9.89 |
| | | | | Propane Refills for RWB Concessions | 142248 | 345917B | 083.08.2014 | 20-221-223-53-5301-4776 | 17.99 |
| | | | | Propane Refills for RWB Concessions | 142248 | 345918B | 083.08.2014 | 20-221-223-53-5301-4776 | 35.98 |
| | | | | NSP Pool Supplies | 142248 | 345922B | 083.08.2014 | 20-101-231-53-5313-000C | 25.18 |
| | | | | NSP Pool Supplies | 142248 | 345952B | 083.08.2014 | 20-101-231-53-5334-000C | 19.64 |
| | | | | NSP Pool Supplies | 142248 | 345961B | 083.08.2014 | 20-101-231-53-5312-000C | 77.40 |
| | | | | Tape & Traps | 142248 | 345978B | 083.08.2014 | 20-101-232-53-5314-000C | 14.37 |
| | | | | Fasteners | 142248 | 345997B | 083.08.2014 | 20-101-232-53-5302-000C | 21.33 |
| | | | | Propane Refill for Grills | 142248 | 346008B | 083.08.2014 | 20-221-222-53-5329-000C | 53.97 |
| | | | | V Belt for Northside Pool | 142248 | 346031B | 083.08.2014 | 20-101-231-53-5313-000C | 8.54 |
| | | | | Electrical Cord Protector/Dry Eraser/Cable Ties | 142248 | 346080B | 083.08.2014 | 20-101-000-53-5313-000C | 79.16 |
| | | | | Pool Supplies | 142248 | 346098B | 083.08.2014 | 20-101-232-53-5314-000C | 33.71 |
| | | | | Rice Pool Supplies | 142248 | 346146B | 083.08.2014 | 20-101-232-53-5311-000C | 4.25 |
| | | | | Pool Supplies | 142248 | 346163B | 083.08.2014 | 20-101-220-53-5313-000C | 30.58 |
| | | | | Pool Supplies | 142248 | 346169B | 083.08.2014 | 20-101-232-53-5312-000C | 3.70 |
| | | | | Tube Poly | 142248 | 346174B | 083.08.2014 | 20-101-232-53-5312-000C | 7.77 |
| | | | | | | | | Vendor Total: | 727.57 |

| Fund | Description | Vendor No | Vendor Name | Line Item Description | Check No | Invoice Number | Batch Number | GL Account Number | Amount |
|---------------|---|-----------|-----------------|-----------------------|-------------------------|----------------|--------------|-------------------|-----------|
| 00192 | City of Wheaton | | | | | | | | |
| | Police Services Cosley Curious George Visit | 142259 | 00348088 | 083.08.2014 | 20-350-000-52-5210-0000 | | | | 280.00 |
| | July Board Meeting | 142259 | 00348089 | 083.08.2014 | 20-000-000-54-5401-0000 | | | | 105.00 |
| | Alarm Call 07/04/14 | 142458 | 00349989 | 091.09.2014 | 20-101-220-52-5210-0000 | | | | 300.00 |
| | Elevator Inspection Fee | 142458 | 00350117 | 091.09.2014 | 20-101-220-52-5211-0000 | | | | 100.00 |
| Vendor Total: | | | | | | | | | 785.00 |
| 00193 | City of Wheaton | | | | | | | | |
| | Rathje Park 070814-080514 | 142366 | 0007650000_0814 | 084.08.2014 | 20-000-000-52-5264-0000 | | | | 22.46 |
| | Graf Pk/Monroe 070714-080414 | 142366 | 0034005200_0814 | 084.08.2014 | 20-000-000-52-5264-0000 | | | | 14.52 |
| | Graf Pk/Monroe 070714-080414 | 142366 | 0034005300_0814 | 084.08.2014 | 20-000-000-52-5264-0000 | | | | 44.07 |
| | Northside Pool 070814-080514 | 142366 | 0052890000_0814 | 084.08.2014 | 20-222-231-52-5264-0000 | | | | 974.46 |
| | Northside Pool 070814-080514 | 142366 | 0052890100_0814 | 084.08.2014 | 20-222-231-52-5264-0000 | | | | 1,037.79 |
| | Boy Scout Cabin 070814-080514 | 142366 | 0052910000_0814 | 084.08.2014 | 20-000-000-52-5264-0000 | | | | 15.92 |
| | Cosley House 070714-080414 | 142366 | 0067810100_0814 | 084.08.2014 | 20-350-000-52-5264-0000 | | | | 25.30 |
| | Toohey Park 070914-080614 | 142366 | 0212470900_0814 | 084.08.2014 | 20-000-000-52-5264-0000 | | | | 140.33 |
| | Atten Park 070914-080614 | 142366 | 0280800000_0814 | 084.08.2014 | 20-000-000-52-5264-0000 | | | | 76.20 |
| | Atten Park 070914-080614 | 142366 | 0280840800_0814 | 084.08.2014 | 20-000-000-52-5264-0000 | | | | 199.97 |
| | Central Athletic Center 070814-080414 | 142366 | 0366180000_0814 | 084.08.2014 | 20-220-225-52-5264-0000 | | | | 19.62 |
| | Central Athletic Center 070714-080414 | 142366 | 0366190000_0814 | 084.08.2014 | 20-220-225-52-5264-0000 | | | | 119.13 |
| | Clocktower Comm 070814-080514 | 142366 | 0367030000_0814 | 084.08.2014 | 20-350-303-52-5264-0000 | | | | 220.65 |
| | Leisure Center 070714-080514 | 142366 | 0417780000_0814 | 084.08.2014 | 20-000-304-52-5264-0000 | | | | 194.49 |
| | Blanchard House 070814-080514 | 142366 | 0443160000_0814 | 084.08.2014 | 20-000-000-52-5264-0000 | | | | 15.92 |
| | Community Cntr 070814-080514 | 142366 | 0443170000_0814 | 084.08.2014 | 20-224-220-52-5264-0000 | | | | 14,183.25 |
| | Rice Pool 070814-080514 | 142366 | 0443170100_0814 | 084.08.2014 | 20-222-232-52-5264-0000 | | | | 961.18 |
| | Rice Pool 070814-080514 | 142366 | 0443170200_0814 | 084.08.2014 | 20-222-232-52-5264-0000 | | | | 933.85 |
| Vendor Total: | | | | | | | | | 19,199.11 |
| 00194 | City Ventures Inc. | | | | | | | | |
| | 1st Installment for Galena Trip on 9/9 - 9/11 | 142261 | 494 | 083.08.2014 | 20-220-304-52-5280-5596 | | | | 9,000.00 |
| | Payment for Hyde Park Tour on 9/4/14 | 142261 | 495 | 083.08.2014 | 20-220-304-52-5280-5522 | | | | 2,115.00 |
| Vendor Total: | | | | | | | | | 11,115.00 |
| 00246 | DuPage Sign & Graphics Inc. | | | | | | | | |
| | Wheaton Wings Signs/Magnets/Decals | 0 | 638 | 083.08.2014 | 20-220-204-53-5301-4457 | | | | 745.50 |
| Vendor Total: | | | | | | | | | 745.50 |
| 00258 | EHMS Inc. | | | | | | | | |
| | Pool Heater/Boiler | 142161 | S132029 | 082.08.2014 | 20-101-232-52-5210-0000 | | | | 2,049.50 |
| Vendor Total: | | | | | | | | | 2,049.50 |
| 00294 | Fox River Foods Inc. | | | | | | | | |
| | Food for Resale Rice Pool Concessions | 142471 | 200305 | 091.09.2014 | 20-222-232-53-5328-0000 | | | | 389.80 |
| | Food for Resale Rice Pool Concessions | 142471 | 206522 | 091.09.2014 | 20-222-232-53-5328-0000 | | | | 383.98 |
| | Food for Resale Pools Concessions | 142471 | 225314 | 091.09.2014 | 20-222-232-53-5328-0000 | | | | 67.57 |
| | Food for Resale at Rice Pool Concessions | 142275 | 965594 | 083.08.2014 | 20-222-232-53-5328-0000 | | | | 828.64 |
| | Supplies for Rice Pool Concessions | 142275 | 965594 | 083.08.2014 | 20-222-232-53-5329-0000 | | | | 72.77 |
| | Popcorn for Rice Pool Concessions | 142275 | 965595 | 083.08.2014 | 20-222-232-53-5328-0000 | | | | 21.83 |
| | Food for Resale Northside Concessions | 142275 | 970306 | 083.08.2014 | 20-222-231-53-5328-0000 | | | | 343.42 |
| | Return-Food for Resale Northside Concessions | 142275 | 970306R | 083.08.2014 | 20-222-231-53-5328-0000 | | | | -32.94 |
| | Food for Resale Rice Pool Concessions | 142275 | 970307 | 083.08.2014 | 20-222-232-53-5328-0000 | | | | 196.29 |
| | Supplies for Rice Pool Concessions | 142275 | 970307 | 083.08.2014 | 20-222-232-53-5329-0000 | | | | 156.53 |
| | Food for Resale Northside Concessions | 142275 | 974216 | 083.08.2014 | 20-222-231-53-5328-0000 | | | | 235.61 |
| | Food for Resale for Rice Pool Concessions | 142275 | 975244 | 083.08.2014 | 20-222-232-53-5328-0000 | | | | 615.79 |
| | Supplies for Rice Pool Concessions | 142275 | 975244 | 083.08.2014 | 20-222-232-53-5329-0000 | | | | 82.51 |
| | Supplies for Rice Pool Concessions | 142275 | 980136 | 083.08.2014 | 20-222-232-53-5329-0000 | | | | 33.05 |
| | Food for Resale at Rice Pool Concessions | 142275 | 980136 | 083.08.2014 | 20-222-232-53-5328-0000 | | | | 330.37 |

| Fund | Description | Vendor No | Vendor Name | Line Item Description | Check No | Invoice Number | Batch Number | GL Account Number | Amount |
|-------|---------------------------------------|-----------|-------------|---|----------|--------------------|--------------|-------------------------|-----------|
| | | | | Supplies for Rice Pool Concessions | 142275 | 980137 | 083.08.2014 | 20-222-232-53-5329-000C | 44.32 |
| | | | | Food for Resale Northside Concessions | 142275 | 983244 | 083.08.2014 | 20-222-231-53-5328-000C | 206.27 |
| | | | | Supplies for Northside Concessions | 142275 | 983244 | 083.08.2014 | 20-222-231-53-5329-000C | 72.56 |
| | | | | Food for Resale for Rice Pool Concessions | 142275 | 985182 | 083.08.2014 | 20-222-232-53-5328-000C | 722.18 |
| | | | | Supplies for Rice Pool Concessions | 142275 | 985182 | 083.08.2014 | 20-222-232-53-5329-000C | 189.83 |
| | | | | Vendor Total: | | | | | 4,960.38 |
| 00308 | Future Pros | | | | | | | | |
| | | | | Pee Wee and Open Camps 072814-080114 | 0 | SUMMERCAMPS2 | 083.08.2014 | 20-220-203-52-5280-3382 | 3,102.00 |
| | | | | Goalie Camp | 0 | WingsCamp2014 | 082.08.2014 | 20-220-204-52-5280-4457 | 396.00 |
| | | | | Foot Skills and Scoring Camp | 0 | WingsCamp2014 | 082.08.2014 | 20-220-203-52-5280-3376 | 3,880.80 |
| | | | | Vendor Total: | | | | | 7,378.80 |
| 00391 | HALOGEN SUPPLY COMPANY | | | | | | | | |
| | | | | Sodium Bisulphate Flowmeter | 142171 | 00456495 | 082.08.2014 | 20-101-220-53-5316-000C | 131.90 |
| | | | | Rice Plumbing Supplies | 142279 | 00456758 | 083.08.2014 | 20-101-232-53-5313-000C | 67.86 |
| | | | | Vendor Total: | | | | | 199.76 |
| 00406 | Commonwealth Edison | | | | | | | | |
| | | | | Lincoln M Office 072114-081914 | 142461 | 8435664018_0814 | 091.09.2014 | 20-000-112-52-5260-000C | 62.87 |
| | | | | Cosley House 072114-081514 | 142368 | 8603307015_0814 | 084.08.2014 | 20-350-000-52-5260-000C | 32.48 |
| | | | | Vendor Total: | | | | | 95.35 |
| 00417 | Constellation NewEnergy Inc. | | | | | | | | |
| | | | | Seven Gbls Barn 070114-073014 | 142158 | 0220031032_0814 | 082.08.2014 | 20-000-000-52-5260-000C | 20.85 |
| | | | | Community Cntr 071614-081214 | 142369 | 0534243000_0814 | 084.08.2014 | 20-224-220-52-5260-000C | 20,075.69 |
| | | | | Rice Pool 071614-081214 | 142369 | 0534243000_0814 | 084.08.2014 | 20-222-232-52-5260-000C | 6,691.89 |
| | | | | Graf Pk/Monroe 071614-081214 | 142463 | 0788340009_0814 | 091.09.2014 | 20-000-000-52-5260-000C | 731.43 |
| | | | | Graf Pk/Monroe 071614-081214 | 142369 | 1371090088_0814 | 084.08.2014 | 20-000-000-52-5260-000C | 83.59 |
| | | | | Central Athletic Center 071514-081214 | 142369 | 6219071053_0814 | 084.08.2014 | 20-220-225-52-5260-000C | 2,428.43 |
| | | | | Toohey Park 071514-081214 | 142369 | 6414387023_0814 | 084.08.2014 | 20-000-000-52-5260-000C | 826.96 |
| | | | | Clocktower Comm 071414-081214 | 142369 | 7123061000_0814 | 084.08.2014 | 20-350-303-52-5260-000C | 306.81 |
| | | | | Rathje Park 071814-081414 | 142369 | 7592636002_0814 | 084.08.2014 | 20-000-000-52-5260-000C | 471.68 |
| | | | | Northside Shltr 072114-081814 | 142463 | 8351586008_0814 | 091.09.2014 | 20-000-000-52-5260-000C | 133.28 |
| | | | | Northside Pool 072114-081814 | 142463 | 8351595007_0814 | 091.09.2014 | 20-222-231-52-5260-000C | 3,104.49 |
| | | | | Boy Scout Cabin 072114-081814 | 142463 | 8351596004_0814 | 091.09.2014 | 20-000-000-52-5260-000C | 69.48 |
| | | | | Leisure Center 071214-081014 | 142265 | 8843417003_0814 | 083.08.2014 | 20-000-304-52-5260-000C | 345.83 |
| | | | | Vendor Total: | | | | | 35,290.41 |
| 00431 | Stanley Convergent Security Solutions | | | | | | | | |
| | | | | Community Cntr 090114-113014 | 142212 | 1231289588_0914 | 082.08.2014 | 20-101-220-52-5210-000C | 707.49 |
| | | | | Vendor Total: | | | | | 707.49 |
| 00453 | ILLINOIS AMERICAN WATER CO. | | | | | | | | |
| | | | | Lincoln Marsh 071614-081314 | 142286 | 1025211695604_0814 | 083.08.2014 | 20-000-112-52-5264-000C | 30.06 |
| | | | | Vendor Total: | | | | | 30.06 |
| 00475 | INTEGRYS ENERGY SERVICES INC. | | | | | | | | |
| | | | | Community Cntr 070114-073114 | 142180 | 7718490000_0714 | 082.08.2014 | 20-224-220-52-5261-000C | 4,067.96 |
| | | | | Rice Pool 070114-073114 | 142180 | 7718490000_0714 | 082.08.2014 | 20-222-232-52-5261-000C | 1,355.99 |
| | | | | Vendor Total: | | | | | 5,423.95 |
| 00485 | JEFF ELLIS & ASSOCIATES | | | | | | | | |
| | | | | July Lifeguard Safety Audit | 142181 | 20068580 | 082.08.2014 | 20-222-231-52-5210-000C | 850.00 |
| | | | | August Lifeguard Safety Audit Rice | 142181 | 20069035 | 082.08.2014 | 20-222-232-52-5210-000C | 425.00 |
| | | | | August Lifeguard Safety Audit NSP | 142181 | 20069035 | 082.08.2014 | 20-222-231-52-5210-000C | 425.00 |

| Fund | Description | Vendor No | Vendor Name | Line Item Description | Check No | Invoice Number | Batch Number | GL Account Number | Amount |
|---------------|---|-----------|-------------|-----------------------|----------|-----------------|--------------|-------------------------|----------|
| Vendor Total: | | | | | | | | | 1,700.00 |
| 00489 | JOE & ROSS ICE CREAM | | | | | | | | |
| | Ice Cream Clocktower | | | | 142291 | 10913081 | 083.08.2014 | 20-350-000-53-5302-000C | 211.65 |
| | Ice Cream for Resale-Northside Pool | | | | 142182 | 10913172 | 082.08.2014 | 20-222-231-53-5328-000C | 330.20 |
| | Ice Cream for Resale-Northside Pool | | | | 142182 | 10913323 | 082.08.2014 | 20-222-231-53-5328-000C | 125.10 |
| | Ice Cream for Resale-Northside | | | | 0 | 10913406 | 091.09.2014 | 20-222-231-53-5328-000C | 134.00 |
| Vendor Total: | | | | | | | | | 800.95 |
| 00496 | Johnson, Terra J. | | | | | | | | |
| | Mileage Reimbursement July 2014 | | | | 142183 | 073114 | 082.08.2014 | 20-000-112-54-5422-000C | 41.44 |
| Vendor Total: | | | | | | | | | 41.44 |
| 00518 | Lipke Kentex Hesse Inc | | | | | | | | |
| | Detergent | | | | 142296 | 466430 | 083.08.2014 | 20-350-302-53-5302-000C | 706.16 |
| Vendor Total: | | | | | | | | | 706.16 |
| 00525 | Kirhofers Sports Inc | | | | | | | | |
| | Socks for Youth Program | | | | 142186 | 39935 | 082.08.2014 | 20-221-223-53-5306-000C | 113.41 |
| Vendor Total: | | | | | | | | | 113.41 |
| 00541 | Laidlaw Transit Inc. | | | | | | | | |
| | CIDK Bus to Allstate Arena for Chicago Sky Ga | | | | 142188 | 9039391 | 082.08.2014 | 20-220-208-52-5280-888C | 357.50 |
| | CIDK Bus to Centennial Beach | | | | 142295 | 9039396 | 083.08.2014 | 20-220-208-52-5280-888C | 412.50 |
| | Bus to Lisle Park District for CIDK Teen | | | | 142188 | 9041902 | 082.08.2014 | 20-220-208-52-5280-888C | 440.00 |
| Vendor Total: | | | | | | | | | 1,210.00 |
| 00617 | MENARDS GLENDALE HEIGHTS | | | | | | | | |
| | Atten Garage | | | | 142396 | 63101 | 084.08.2014 | 20-221-223-57-5706-000C | 473.30 |
| | Projects Tools | | | | 142396 | 63304 | 084.08.2014 | 20-221-223-57-5706-000C | 109.62 |
| | Garage Door Material | | | | 142490 | 63601 | 091.09.2014 | 20-221-223-57-5706-000C | 557.07 |
| | Garage Door Material | | | | 142490 | 63835 | 091.09.2014 | 20-221-223-57-5706-000C | 208.20 |
| | Garage Door Material | | | | 142490 | 63836 | 091.09.2014 | 20-221-223-57-5706-000C | 848.70 |
| Vendor Total: | | | | | | | | | 2,196.89 |
| 00622 | Mid-America Sports Advantage | | | | | | | | |
| | Crowd Barriers for Graf Park Turf Field | | | | 142398 | 309892-00 | 084.08.2014 | 20-000-000-53-5306-000C | 4,562.78 |
| Vendor Total: | | | | | | | | | 4,562.78 |
| 00643 | Morrow, Bob | | | | | | | | |
| | Mens Spring B-Ball Refs | | | | 142194 | 073014 | 082.08.2014 | 20-220-204-52-5280-4412 | 408.00 |
| Vendor Total: | | | | | | | | | 408.00 |
| 00680 | Northern Illinois Gas Company | | | | | | | | |
| | Central Athletics 071014-080814 | | | | 142304 | 1750636993_0814 | 083.08.2014 | 20-220-225-52-5261-000C | 109.55 |
| | Rathje Park 070714-080514 | | | | 142199 | 1812901000_0814 | 082.08.2014 | 20-000-000-52-5261-000C | 30.75 |
| | Community Cntr 071714-081614 | | | | 142404 | 2245590000_0814 | 084.08.2014 | 20-224-220-52-5261-000C | 0.00 |
| | Northside Pool 07224-082014 | | | | 142404 | 3774221000_0814 | 084.08.2014 | 20-222-231-52-5261-000C | 600.22 |
| | Toohey Park 073014-082714 | | | | 142493 | 4163602345_0814 | 091.09.2014 | 20-000-000-52-5261-000C | 104.07 |
| | Leisure Center 071714-081814 | | | | 142404 | 4920221000_0814 | 084.08.2014 | 20-000-304-52-5261-000C | 41.12 |
| | Northside Shlr 072214-082114 | | | | 142404 | 5294221000_0814 | 084.08.2014 | 20-000-000-52-5261-000C | 35.94 |
| Vendor Total: | | | | | | | | | 921.65 |
| 00683 | NISL | | | | | | | | |
| | NISL Membership Fee | | | | 142198 | 072914 | 082.08.2014 | 20-220-204-52-5280-4457 | 20.00 |

| Fund | Description | Vendor No | Vendor Name | Line Item Description | Check No | Invoice Number | Batch Number | GL Account Number | Amount |
|---------------|--|-----------|-------------|-----------------------|-------------------------|----------------|--------------|-------------------|-----------|
| Vendor Total: | | | | | | | | | 20.00 |
| 00699 | Oak Fire & Security Systems Inc | | | | | | | | |
| | Monthly Alarm Monitoring for CC August 2014 | 142305 | 41332 | 083.08.2014 | 20-101-220-52-5211-000C | | | | 25.00 |
| | Monthly Elevator Emergency Monitoring Charge | 142305 | 41333 | 083.08.2014 | 20-101-220-52-5211-000C | | | | 20.00 |
| | Quarterly Sprinkler Alarm Inspection at Toohey | 142495 | 41461 | 091.09.2014 | 20-101-000-52-5211-000C | | | | 135.00 |
| Vendor Total: | | | | | | | | | 180.00 |
| 00704 | OFFICE DEPOT | | | | | | | | |
| | File Folders | 142497 | 1703244235 | 091.09.2014 | 20-350-302-53-5302-000C | | | | 8.93 |
| Vendor Total: | | | | | | | | | 8.93 |
| 00719 | PADDOCK PUBLICATIONS INC | | | | | | | | |
| | Daily Herald Subscription 08/20/14-09/16/14 | 142498 | 853590 | 091.09.2014 | 20-000-000-54-5425-000C | | | | 34.00 |
| | Daily Herald Subscription 07/24/14-08/20/14 | 142201 | 853590 | 082.08.2014 | 20-000-000-54-5425-000C | | | | 33.00 |
| Vendor Total: | | | | | | | | | 67.00 |
| 00734 | PAYCHEX MAJOR MARKET SERVICES | | | | | | | | |
| | 8/8/14 Payroll Processing | 0 | 915440 | 141.08.2014 | 20-000-000-52-5211-000C | | | | 843.25 |
| | 8/22/14 Payroll Processing | 0 | 917772 | 141.08.2014 | 20-000-000-52-5211-000C | | | | 795.13 |
| Vendor Total: | | | | | | | | | 1,638.38 |
| 00742 | Pepsi Beverages Company | | | | | | | | |
| | Soda for Resale-Northside Pool | 142203 | 20271805 | 082.08.2014 | 20-222-231-53-5351-000C | | | | 384.44 |
| | Vending for Resale at Rice | 142312 | 97843153 | 083.08.2014 | 20-222-232-53-5351-000C | | | | 154.88 |
| | Fountain Soda for Resale Rice | 142312 | 97843153 | 083.08.2014 | 20-222-232-53-5328-000C | | | | 167.18 |
| Vendor Total: | | | | | | | | | 706.50 |
| 00748 | PIONEER MANUFACTURING CO INC | | | | | | | | |
| | 42 White 5 Gallon | 142411 | INV522838 | 084.08.2014 | 20-101-000-53-5349-000C | | | | 1,743.00 |
| | Paint | 142502 | INV525562 | 091.09.2014 | 20-101-000-53-5349-000C | | | | 1,440.00 |
| Vendor Total: | | | | | | | | | 3,183.00 |
| 00812 | Rosatis Pizza of Wheaton Inc. | | | | | | | | |
| | Rams Concessions Supplies | 142507 | 11337 | 091.09.2014 | 20-221-222-53-5329-000C | | | | 129.60 |
| | Rams Concessions Supplies | 142507 | 12028 | 091.09.2014 | 20-221-222-53-5329-000C | | | | 144.00 |
| Vendor Total: | | | | | | | | | 273.60 |
| 00838 | SANTO SPORT STORE | | | | | | | | |
| | Rams Football Supplies (Game Pants & Girdles) | 142419 | 73036 | 084.08.2014 | 20-221-222-53-5302-000C | | | | 14,361.90 |
| | Base Pegs/Orange Mushrooms | 142508 | 76000 | 091.09.2014 | 20-221-223-53-5306-000C | | | | 201.81 |
| Vendor Total: | | | | | | | | | 14,563.71 |
| 00851 | Shanes Office Products | | | | | | | | |
| | Office Supplies | 142210 | 0339300-001 | 082.08.2014 | 20-224-220-53-5302-000C | | | | 202.27 |
| | Office Supplies | 142210 | 0339395-001 | 082.08.2014 | 20-350-302-53-5302-000C | | | | 71.98 |
| | Leisure Center Office Supplies | 142210 | 0339519-001 | 082.08.2014 | 20-220-304-53-5301-550C | | | | 229.51 |
| | Recreation Office Supplies | 142210 | 0339820-001 | 082.08.2014 | 20-000-000-53-5302-000C | | | | 407.29 |
| | Office Supplies | 142210 | 0339842-001 | 082.08.2014 | 20-224-220-53-5302-000C | | | | 600.17 |
| | Office Supplies | 142210 | 0340318-001 | 082.08.2014 | 20-224-220-53-5302-000C | | | | 161.94 |
| Vendor Total: | | | | | | | | | 1,673.16 |
| 00899 | Illinois Office of the State Fire Marshal | | | | | | | | |
| | Boiler Certificate | 142478 | 9519452 | 091.09.2014 | 20-101-220-52-5210-000C | | | | 500.00 |
| | Boiler Certificate | 142478 | 9519452 | 091.09.2014 | 20-101-231-52-5211-000C | | | | 135.00 |
| | Boiler Certificate | 142478 | 9519452 | 091.09.2014 | 20-101-232-52-5211-000C | | | | 135.00 |

| Fund | Description | Vendor No | Vendor Name | Line Item Description | Check No | Invoice Number | Batch Number | GL Account Number | Amount |
|---------------|---|-----------|-----------------|-----------------------|-------------------------|----------------|--------------|-------------------|-----------|
| Vendor Total: | | | | | | | | | 770.00 |
| 00907 | The Strathmore Company | | | | | | | | |
| | Surety Bond Return - 2014 Program Guide | 142517 | 090314 | 091.09.2014 | 20-000-000-25-2549-000C | | | | 10,000.00 |
| | Fall Adult Guide | 142217 | 5010 | 082.08.2014 | 20-000-415-52-5235-000C | | | | 11,363.00 |
| | Fall Youth and Family Guide | 142217 | 5011 | 082.08.2014 | 20-000-415-52-5235-000C | | | | 14,187.00 |
| Vendor Total: | | | | | | | | | 35,550.00 |
| 00986 | Unterberg, George | | | | | | | | |
| | Baseballs for Youth Program | 142219 | 728-RE | 082.08.2014 | 20-221-223-53-5306-000C | | | | 136.00 |
| | Baseballs | 142219 | 729-DS | 082.08.2014 | 20-221-223-54-5403-445C | | | | 300.00 |
| Vendor Total: | | | | | | | | | 436.00 |
| 01010 | VILLAGE OF HINSDALE | | | | | | | | |
| | Conference Championship Fees | 142333 | PR 2014 | 083.08.2014 | 20-222-232-52-5210-000C | | | | 350.00 |
| Vendor Total: | | | | | | | | | 350.00 |
| 01017 | Walmart Community | | | | | | | | |
| | CIDK Supplies | 142519 | JX01KNXQG0 | 091.09.2014 | 20-220-208-53-5301-888C | | | | 59.58 |
| | Camp Illini Supplies | 142519 | JY01L3F99K | 091.09.2014 | 20-220-207-53-5301-777C | | | | 74.03 |
| | Camp Illini Supplies | 142519 | JY01L3F99K | 091.09.2014 | 20-220-207-53-5301-777C | | | | 50.00 |
| | CNN Supplies | 142519 | JY01L3F99V | 091.09.2014 | 20-220-207-53-5301-770C | | | | 189.83 |
| | Fabric to Cover Stool | 142519 | K101MNYVYE | 091.09.2014 | 20-224-220-53-5302-000C | | | | 5.00 |
| | Camp Supplies | 142519 | K401NYW6NG | 091.09.2014 | 20-220-207-53-5301-770C | | | | 124.41 |
| | CIDK Supplies | 142519 | K401NYW6NR | 091.09.2014 | 20-220-208-53-5301-888C | | | | 140.36 |
| | CIDK Supplies | 142519 | K501PBYJVD | 091.09.2014 | 20-220-208-53-5301-888C | | | | 65.60 |
| | Camp Supplies | 142519 | K701PRY8D9 | 091.09.2014 | 20-220-207-53-5301-773C | | | | 164.37 |
| | CIDK Supplies | 142519 | KB01TV1411 | 091.09.2014 | 20-220-208-53-5301-888C | | | | 22.33 |
| | Wide Horizons Supplies | 142519 | KM0107GTAQ | 091.09.2014 | 20-220-207-53-5301-774C | | | | 228.19 |
| | Wide Horizons Supplies | 142519 | KN010MWSQS | 091.09.2014 | 20-220-207-53-5301-774C | | | | 134.84 |
| | AA Candy | 142519 | KQ01S7M7D1 | 091.09.2014 | 20-220-207-53-5301-773C | | | | 18.94 |
| Vendor Total: | | | | | | | | | 1,277.48 |
| 01023 | Waste Management of Illinois Inc | | | | | | | | |
| | Community Cntr September Service | 142520 | 1520020114_0914 | 091.09.2014 | 20-224-220-52-5263-000C | | | | 364.47 |
| | Rice Pool September Service | 142520 | 1520020114_0914 | 091.09.2014 | 20-222-232-52-5263-000C | | | | 102.80 |
| | Manchester Park August Month End | 142520 | 6623520118_0814 | 091.09.2014 | 20-000-000-52-5263-000C | | | | 352.24 |
| | Manchester Park August 2014 | 142334 | 6623520118_0814 | 083.08.2014 | 20-000-000-52-5263-000C | | | | 329.26 |
| Vendor Total: | | | | | | | | | 1,148.77 |
| 01043 | Wheaton Sanitary District | | | | | | | | |
| | Leisure Center 070714-080514 | 142433 | 020309000_0814 | 084.08.2014 | 20-000-304-52-5264-000C | | | | 68.59 |
| | Clocktower Comm 070814-080514 | 142433 | 021723000_0814 | 084.08.2014 | 20-350-303-52-5264-000C | | | | 78.79 |
| | Northside Pool 070814-080514 | 142433 | 023365000_0814 | 084.08.2014 | 20-222-231-52-5264-000C | | | | 387.34 |
| | Northside Pool 070814-080514 | 142433 | 023367000_0814 | 084.08.2014 | 20-222-231-52-5264-000C | | | | 466.39 |
| | Cosley House 070714-080414 | 142433 | 027965000_0814 | 084.08.2014 | 20-350-000-52-5264-000C | | | | 14.18 |
| | Rathje Park 070814-080514 | 142433 | 028831000_0814 | 084.08.2014 | 20-000-000-52-5264-000C | | | | 14.18 |
| | Toohey Park 070914-080614 | 142433 | 032977000_0814 | 084.08.2014 | 20-000-000-52-5264-000C | | | | 63.78 |
| Vendor Total: | | | | | | | | | 1,093.25 |
| 01046 | WHEATON YOUTH BASEBALL | | | | | | | | |
| | Umpire Fees 2014 #4 | 0 | 68 | 084.08.2014 | 20-221-223-52-5281-000C | | | | 8,417.00 |
| Vendor Total: | | | | | | | | | 8,417.00 |
| 01049 | Wheaton Chamber of Commerce | | | | | | | | |
| | Balance Due-50% Share Taste of Wheaton 2014 | 142521 | 082714 | 091.09.2014 | 20-000-416-52-5241-190C | | | | 9,100.18 |

| Fund | Description | Vendor No | Vendor Name | Line Item Description | Check No | Invoice Number | Batch Number | GL Account Number | Amount |
|---------------|---|-----------|----------------|-----------------------|-------------------------|----------------|--------------|-------------------|----------|
| Vendor Total: | | | | | | | | | 9,100.18 |
| 01120 | Holy Cow Sports Inc. | | | | | | | | |
| | Trophies for High School Softball Champions | 0 | 14-1615 | 082.08.2014 | 20-221-223-53-5319-0000 | | | | 476.00 |
| | Monroe Volleyball Camp Shirts | 0 | 14-1648 | 082.08.2014 | 20-220-203-53-5301-3372 | | | | 165.00 |
| Vendor Total: | | | | | | | | | 641.00 |
| 01232 | Experiential Systems Inc | | | | | | | | |
| | Annual Teams Ropes Inspection | 142377 | 7777 | 084.08.2014 | 20-220-112-52-5280-6618 | | | | 945.81 |
| Vendor Total: | | | | | | | | | 945.81 |
| 02245 | Heritage FS Inc. | | | | | | | | |
| | Girl Scout Cabin LP | 142475 | 0373 | 091.09.2014 | 20-000-000-52-5261-0000 | | | | 2,890.93 |
| | Boy Scout Cabin LP | 142475 | 0373 | 091.09.2014 | 20-000-000-52-5261-0000 | | | | 1,927.28 |
| | Lincoln Marsh Office LP | 142475 | 0373 | 091.09.2014 | 20-000-112-52-5261-0000 | | | | 1,606.07 |
| Vendor Total: | | | | | | | | | 6,424.28 |
| 02307 | J & D Enterprises | | | | | | | | |
| | Bleacher Inspection | 142289 | 0902246450 | 083.08.2014 | 20-101-225-52-5210-0000 | | | | 150.00 |
| | Bleacher Inspection | 142289 | 0902246450 | 083.08.2014 | 20-101-220-52-5210-0000 | | | | 150.00 |
| | Annual Bleacher Repair for CC | 142481 | 0902246710 | 091.09.2014 | 20-101-220-52-5211-0000 | | | | 1,805.00 |
| | Annual Bleacher Repair for Central Athletic | 142481 | 0902246710 | 091.09.2014 | 20-101-225-52-5210-0000 | | | | 1,400.00 |
| Vendor Total: | | | | | | | | | 3,505.00 |
| 02400 | Maxi-Sweep Inc | | | | | | | | |
| | Rice - Pool Vacuum | 142190 | 15210 | 082.08.2014 | 20-101-232-53-5302-0000 | | | | 469.00 |
| Vendor Total: | | | | | | | | | 469.00 |
| 02441 | Holistic Dimensions, Maria Sandhya Matthews | | | | | | | | |
| | Yoga and Pilates Classes 06/04/14-08/13/14 | 142477 | WPD682014YP | 091.09.2014 | 20-220-305-52-5280-1000 | | | | 1,473.50 |
| Vendor Total: | | | | | | | | | 1,473.50 |
| 02460 | IWM Corporation | | | | | | | | |
| | Water Treatment Service Contract January 2014 | 142480 | 10050 | 091.09.2014 | 20-101-220-52-5211-0000 | | | | 433.00 |
| | Water Treatment Service Contract February 2014 | 142480 | 10171 | 091.09.2014 | 20-101-220-52-5211-0000 | | | | 433.00 |
| | Water Treatment Service Contract March 2014 | 142480 | 10172 | 091.09.2014 | 20-101-220-52-5211-0000 | | | | 433.00 |
| | Water Treatment Service Contract April 2014 | 142480 | 10173 | 091.09.2014 | 20-101-220-52-5211-0000 | | | | 433.00 |
| | Water Treatment Service Contract May 2014 | 142480 | 10174 | 091.09.2014 | 20-101-220-52-5211-0000 | | | | 433.00 |
| | Water Treatment Service Contract June 2014 | 142480 | 10175 | 091.09.2014 | 20-101-220-52-5211-0000 | | | | 433.00 |
| | Water Treatment Service Contract July 2014 | 142480 | 10176 | 091.09.2014 | 20-101-220-52-5211-0000 | | | | 433.00 |
| | Water Treatment Service Contract August 2014 | 142480 | 10177 | 091.09.2014 | 20-101-220-52-5211-0000 | | | | 433.00 |
| Vendor Total: | | | | | | | | | 3,464.00 |
| 02505 | Village of Lisle | | | | | | | | |
| | Lucent Park 070114-073114 | 142430 | 124473002_0714 | 084.08.2014 | 20-000-000-52-5264-0000 | | | | 16.95 |
| Vendor Total: | | | | | | | | | 16.95 |
| 02713 | Environmental Education Association of Illinois | | | | | | | | |
| | Marketing Material for Programs | 142162 | 00054381 | 082.08.2014 | 20-000-112-53-5302-0000 | | | | 280.00 |
| Vendor Total: | | | | | | | | | 280.00 |
| 03205 | First Student | | | | | | | | |
| | Awesome August Field Trip to Sci-Tech Museum | 142468 | 9044360 | 091.09.2014 | 20-220-207-52-5280-7738 | | | | 316.25 |
| | Awesome August Field Trip to Santos Village 08 | 142468 | 9044361 | 091.09.2014 | 20-220-207-52-5280-7738 | | | | 302.50 |
| Vendor Total: | | | | | | | | | 618.75 |

| Fund | Description | Vendor No | Vendor Name | Line Item Description | Check No | Invoice Number | Batch Number | GL Account Number | Amount |
|---------------|---|-----------|-------------|---------------------------------------|----------|-------------------|--------------|-------------------------|-----------|
| 03273 | SPRA | | | Bounce House for Day of Play 09-06-14 | 142423 | 090614 | 084.08.2014 | 20-350-000-54-5426-0000 | 250.00 |
| Vendor Total: | | | | | | | | | 250.00 |
| 03289 | Natedog Inc. | | | Rams Football Fundraising Cards | 142195 | 063014 | 082.08.2014 | 20-221-222-54-5421-0000 | 3,108.00 |
| Vendor Total: | | | | | | | | | 3,108.00 |
| 03296 | Ditchman, Deborah | | | Mileage Reimbursement July 2014 | 142160 | 073114 | 082.08.2014 | 20-000-112-54-5422-0000 | 31.92 |
| | | | | Mileage Reimbursement July 2014 | 142160 | 073114 | 082.08.2014 | 20-220-112-53-5301-6640 | 11.76 |
| Vendor Total: | | | | | | | | | 43.68 |
| 03347 | Wheaton Leadership Prayer Breakfast | | | Prayer Breakfast 2014 | 142337 | 090514 | 083.08.2014 | 20-000-000-54-5438-0000 | 75.00 |
| Vendor Total: | | | | | | | | | 75.00 |
| 03481 | Tressler LLP | | | Services through June 30 2014 | 0 | 344790 | 083.08.2014 | 20-000-000-52-5207-0000 | 3,348.33 |
| Vendor Total: | | | | | | | | | 3,348.33 |
| 03735 | Pike Systems Inc. | | | Supplies for Zoo | 142410 | 634612 | 084.08.2014 | 20-101-220-53-5316-0000 | 264.10 |
| Vendor Total: | | | | | | | | | 264.10 |
| 03743 | Varsity Spirit Fashions & Supplies Inc. | | | Rams Cheerleading Uniforms | 142222 | 39501092 | 082.08.2014 | 20-221-221-53-5330-0000 | 22,250.05 |
| Vendor Total: | | | | | | | | | 22,250.05 |
| 03754 | Comcast Cable | | | CC 090114-093014 | 142460 | 87712004762650_05 | 091.09.2014 | 20-224-220-52-5211-0000 | 4.24 |
| | | | | Admin IP Services 082614-092514 | 142367 | 87712047315272_05 | 084.08.2014 | 20-224-220-52-5211-0000 | 139.85 |
| | | | | Central Athletic Cntr 081614-091514 | 142263 | 87712047361631_05 | 083.08.2014 | 20-101-225-52-5211-0000 | 94.85 |
| Vendor Total: | | | | | | | | | 238.94 |
| 03772 | Doromal, Angela | | | Mileage Reimbursement July 2014 | 0 | 073114 | 082.08.2014 | 20-000-112-54-5422-0000 | 10.08 |
| Vendor Total: | | | | | | | | | 10.08 |
| 04061 | J&J Pool Equipment Service | | | DuraMax Bi Turbo T2 | 142290 | 5120 | 083.08.2014 | 20-101-232-52-5210-0000 | 534.20 |
| Vendor Total: | | | | | | | | | 534.20 |
| 04121 | UMB Bank N.A. | | | Craft Supplies for Camp IDK | 0 | 0018_1407010000 | 171.08.2014 | 20-220-208-53-5301-8880 | 105.04 |
| | | | | Supplies | 0 | 0025_1407020000 | 171.08.2014 | 20-000-112-53-5302-0000 | 7.49 |
| | | | | Supplies | 0 | 0025_1407020000 | 171.08.2014 | 20-220-112-53-5301-6628 | 18.24 |
| | | | | Supplies | 0 | 0025_1407030000 | 171.08.2014 | 20-220-112-53-5301-6628 | 12.85 |
| | | | | Supplies | 0 | 0025_1407030000 | 171.08.2014 | 20-220-112-53-5301-6610 | 19.00 |
| | | | | Animal Care | 0 | 0025_1407060000 | 171.08.2014 | 20-000-112-53-5302-0000 | 12.98 |
| | | | | Supplies | 0 | 0025_1407120000 | 171.08.2014 | 20-000-112-53-5302-0000 | 26.62 |
| | | | | Camp Supplies | 0 | 0025_1407140000 | 171.08.2014 | 20-220-112-53-5301-6628 | 2.00 |
| | | | | Supplies | 0 | 0025_1407210000 | 171.08.2014 | 20-220-112-53-5301-6610 | 7.78 |
| | | | | Supplies | 0 | 0025_1407240000 | 171.08.2014 | 20-000-112-53-5302-0000 | 9.28 |
| | | | | Supplies | 0 | 0025_1407300000 | 171.08.2014 | 20-000-112-53-5302-0000 | 3.37 |
| | | | | Supplies | 0 | 0025_1407300000 | 171.08.2014 | 20-220-112-53-5301-6612 | 10.11 |

| Fund | Description | Vendor No | Vendor Name | Line Item Description | Check No | Invoice Number | Batch Number | GL Account Number | Amount |
|------|-------------|-----------|-------------|--|----------|-----------------|--------------|-------------------------|----------|
| | | | | Deposit for Cats on 9/17/14 | 0 | 0034_1407010000 | 171.08.2014 | 20-220-304-52-5280-5531 | 417.00 |
| | | | | Deposit for Cirque Shanghai on 7-17-14 | 0 | 0034_1407030000 | 171.08.2014 | 20-220-304-52-5280-5531 | 565.00 |
| | | | | Final Payment for Millennium Park Tickets on 7-0 | 0 | 0034_1407090000 | 171.08.2014 | 20-220-304-52-5280-5531 | 800.00 |
| | | | | Dinner for Motown on 7-9-14 | 0 | 0034_1407090000 | 171.08.2014 | 20-220-304-52-5280-5531 | 1,283.75 |
| | | | | Additional Tickets for Cirque Shanghai on 07/17-0 | 0 | 0034_1407160000 | 171.08.2014 | 20-220-304-52-5280-5531 | 42.00 |
| | | | | Staff Lunch for Millennium Park Trip on 7/17/14-0 | 0 | 0034_1407170000 | 171.08.2014 | 20-220-304-52-5280-5531 | 33.73 |
| | | | | Refund for Motown Dinner on 7/9/14 | 0 | 0034_1407170000 | 171.08.2014 | 20-220-304-52-5280-5531 | -94.56 |
| | | | | Deposit for White Pines on 8/21/14 | 0 | 0034_1407170000 | 171.08.2014 | 20-220-304-52-5280-5531 | 200.00 |
| | | | | Payment for Motown on 7/30/14 | 0 | 0034_1407190000 | 171.08.2014 | 20-220-304-52-5280-5531 | 3,626.00 |
| | | | | Payment for The Chairman's Board 8/21/14 | 0 | 0034_1407230000 | 171.08.2014 | 20-220-304-52-5280-5531 | 880.00 |
| | | | | Additional Ticket for Millennium Park on 7/23/10 | 0 | 0034_1407240000 | 171.08.2014 | 20-220-304-52-5280-5531 | 25.00 |
| | | | | Water for Trips | 0 | 0034_1407300000 | 171.08.2014 | 20-220-304-53-5301-5500 | 8.97 |
| | | | | Two Additional Tickets for White Pines on 8/21-0 | 0 | 0034_1407300000 | 171.08.2014 | 20-220-304-52-5280-5531 | 54.00 |
| | | | | Dinner for Motown Trip on 7-30-14 | 0 | 0034_1407300000 | 171.08.2014 | 20-220-304-52-5280-5531 | 1,144.97 |
| | | | | Steel Plain Angle | 0 | 0041_1407300000 | 171.08.2014 | 20-221-222-52-5210-0000 | 17.14 |
| | | | | Three IHSA Rule Books for 2014 Football Season 0 | 0 | 0042_1407030000 | 171.08.2014 | 20-221-222-53-5302-0000 | 23.00 |
| | | | | Enlarging Bracket Boards for Red White and Blue 0 | 0 | 0042_1407080000 | 171.08.2014 | 20-221-223-53-5306-4770 | 8.10 |
| | | | | Slush Puppie Base for Concession Stand | 0 | 0042_1407140000 | 171.08.2014 | 20-220-204-53-5329-0000 | 175.80 |
| | | | | Office Supply-Chair | 0 | 0059_1407150000 | 171.08.2014 | 20-224-220-53-5302-0000 | 334.00 |
| | | | | Color Ink Paper Set | 0 | 0059_1407160000 | 171.08.2014 | 20-220-207-53-5301-7707 | 59.46 |
| | | | | Studio Movie Grill Tickets for Resale | 0 | 0059_1407210000 | 171.08.2014 | 20-220-208-52-5280-8852 | 757.00 |
| | | | | Transportation - NC State Supervisors Management 0 | 0 | 0059_1407210000 | 171.08.2014 | 20-000-000-54-5432-0000 | 456.40 |
| | | | | Regal Movie Tickets for Resale | 0 | 0059_1407210000 | 171.08.2014 | 20-220-208-52-5280-8852 | 3,508.00 |
| | | | | Employee Incentive Cards | 0 | 0067_1407110000 | 171.08.2014 | 20-350-302-53-5302-0000 | 35.00 |
| | | | | Employee Incentive Cards | 0 | 0067_1407110000 | 171.08.2014 | 20-350-302-53-5302-0000 | 310.00 |
| | | | | Zumba Fitness Membership | 0 | 0067_1407290000 | 171.08.2014 | 20-350-302-53-5352-0000 | 360.00 |
| | | | | Direct TV - August 2014 | 0 | 0067_1407300000 | 171.08.2014 | 20-350-302-52-5210-0000 | 97.99 |
| | | | | TRX Training Course Registration | 0 | 0067_1407310000 | 171.08.2014 | 20-350-302-54-5432-0000 | 295.00 |
| | | | | Tennis Balls | 0 | 0074_1407160000 | 171.08.2014 | 20-220-203-53-5301-3335 | 133.11 |
| | | | | Medieval Times Field Trip Camp IDK 07/25/14 0 | 0 | 0075_1407210000 | 171.08.2014 | 20-220-208-52-5280-8880 | 766.76 |
| | | | | Camp IDK Supplies | 0 | 0084_1406300000 | 171.08.2014 | 20-220-208-53-5301-8880 | 69.93 |
| | | | | Credit Voucher Revolution Dancewear Recital C 0 | 0 | 0084_1407040000 | 171.08.2014 | 20-220-202-53-5301-2205 | -112.96 |
| | | | | Credit Voucher Revolution Dancewear Recital C 0 | 0 | 0084_1407080000 | 171.08.2014 | 20-220-202-53-5301-2205 | -315.91 |
| | | | | Credit Voucher Revolution Dancewear Recital C 0 | 0 | 0084_1407090000 | 171.08.2014 | 20-220-202-53-5301-2205 | -152.95 |
| | | | | Alice in Wonderland Script for Fall Play | 0 | 0084_1407100000 | 171.08.2014 | 20-220-202-52-5280-2260 | 45.00 |
| | | | | Alice in Wonderland CD for Fall Play | 0 | 0084_1407100000 | 171.08.2014 | 20-220-202-52-5280-2260 | 23.00 |
| | | | | Medieval Times Field Trip Camp IDK 7/25/14 0 | 0 | 0084_1407150000 | 171.08.2014 | 20-220-208-52-5280-8880 | 766.00 |
| | | | | Centennial Beach Field Trip | 0 | 0084_1407180000 | 171.08.2014 | 20-220-208-52-5280-8880 | 245.00 |
| | | | | Supplies CIDK | 0 | 0084_1407210000 | 171.08.2014 | 20-220-208-53-5301-8880 | 19.99 |
| | | | | Bat and Ball for CIDK | 0 | 0084_1407230000 | 171.08.2014 | 20-220-208-53-5301-8880 | 12.98 |
| | | | | Medieval Times Field Trip Photo 7/25/14 | 0 | 0084_1407250000 | 171.08.2014 | 20-220-208-52-5280-8880 | 5.00 |
| | | | | Raging Waves Group Sales Field Trip 8/1/14 | 0 | 0084_1407290000 | 171.08.2014 | 20-220-208-52-5280-8880 | 960.49 |
| | | | | West Chicago Park District Turtle Splash Field Trip 10 | 0 | 0100_1407020000 | 171.08.2014 | 20-220-207-52-5280-7705 | 292.50 |
| | | | | Supertot Olympics | 0 | 0100_1407020000 | 171.08.2014 | 20-220-207-53-5301-7710 | 124.24 |
| | | | | Refund Discount School Supplies-Craft Supplies 0 | 0 | 0100_1407030000 | 171.08.2014 | 20-220-207-53-5301-7734 | -9.99 |
| | | | | Camp Pizza Party | 0 | 0100_1407030000 | 171.08.2014 | 20-220-207-53-5301-7705 | 90.00 |
| | | | | Camp No Name Supplies | 0 | 0100_1407070000 | 171.08.2014 | 20-220-207-53-5301-7705 | 185.13 |
| | | | | Craft Supplies | 0 | 0100_1407070000 | 171.08.2014 | 20-220-207-53-5301-7734 | 9.99 |
| | | | | Camp Blackhawk Supplies | 0 | 0100_1407100000 | 171.08.2014 | 20-220-207-53-5301-7734 | 8.14 |
| | | | | Camp Blackhawk Supplies | 0 | 0100_1407100000 | 171.08.2014 | 20-220-207-53-5301-7734 | 109.16 |
| | | | | Camp Pizza Party | 0 | 0100_1407100000 | 171.08.2014 | 20-220-207-53-5301-7705 | 120.00 |
| | | | | Camp Supplies | 0 | 0100_1407170000 | 171.08.2014 | 20-220-207-53-5301-7734 | 83.76 |
| | | | | Camp Lunch | 0 | 0100_1407170000 | 171.08.2014 | 20-220-207-53-5301-7705 | 174.00 |
| | | | | Camp Pizza Party | 0 | 0100_1407170000 | 171.08.2014 | 20-220-207-52-5280-7705 | 150.00 |
| | | | | Donleys Wild West Town Camp No Name Field 0 | 0 | 0100_1407180000 | 171.08.2014 | 20-220-207-52-5280-7705 | 1,552.00 |
| | | | | Dupage County Fair Camp No Name Field Trip 0 | 0 | 0100_1407250000 | 171.08.2014 | 20-220-207-52-5280-7705 | 828.00 |
| | | | | Camp Blackhawk Supplies | 0 | 0100_1407280000 | 171.08.2014 | 20-220-207-53-5301-7734 | 53.13 |
| | | | | Training Cones | 0 | 0100_1407280000 | 171.08.2014 | 20-220-207-53-5301-7734 | 10.83 |

| Fund | Description | Vendor No | Vendor Name | Line Item Description | Check No | Invoice Number | Batch Number | GL Account Number | Amount |
|------|-------------|-----------|-------------|--|----------|-----------------|--------------|-------------------------|--------|
| | | | | Camp Blackhawk Supplies | 0 | 0100_1407280000 | 171.08.2014 | 20-220-207-53-5301-7734 | 96.00 |
| | | | | Camp Blackhawk Supplies | 0 | 0100_1407280000 | 171.08.2014 | 20-220-207-53-5301-7734 | 17.80 |
| | | | | Camp Blackhawk Supplies | 0 | 0100_1407280000 | 171.08.2014 | 20-220-207-53-5301-7734 | 45.78 |
| | | | | Kona Ice of Central DuPage | 0 | 0100_1407310000 | 171.08.2014 | 20-220-207-53-5301-7705 | 148.32 |
| | | | | Concession Supplies | 0 | 0117_1407030000 | 171.08.2014 | 20-221-223-53-5301-4776 | 23.88 |
| | | | | Concession Supplies | 0 | 0117_1407050000 | 171.08.2014 | 20-221-223-53-5301-4776 | 41.88 |
| | | | | Concession Supplies | 0 | 0117_1407060000 | 171.08.2014 | 20-221-223-53-5301-4776 | 65.38 |
| | | | | Supplies | 0 | 0117_1407080000 | 171.08.2014 | 20-000-000-53-5302-0000 | 21.34 |
| | | | | Shipping Fee for Sponsor Plaques and Shirts | 0 | 0117_1407110000 | 171.08.2014 | 20-000-000-53-5302-0000 | 8.32 |
| | | | | Shipping Fee for Sponsor Plaques and Shirts | 0 | 0117_1407110000 | 171.08.2014 | 20-000-000-53-5302-0000 | 10.49 |
| | | | | Shipping Fee for Sponsor Plaques and Shirts | 0 | 0117_1407110000 | 171.08.2014 | 20-000-000-53-5302-0000 | 10.49 |
| | | | | T&P Gauge for Rice Pool | 0 | 0141_1407170000 | 171.08.2014 | 20-101-232-53-5311-0000 | 65.43 |
| | | | | Office and Program Supplies | 0 | 0166_1407160000 | 171.08.2014 | 20-000-112-53-5302-0000 | 52.12 |
| | | | | Office and Program Supplies | 0 | 0166_1407160000 | 171.08.2014 | 20-000-112-53-5301-0000 | 64.29 |
| | | | | Morton Arboretum Annual Membership | 0 | 0166_1407190000 | 171.08.2014 | 20-000-112-54-5425-0000 | 60.00 |
| | | | | Supplies | 0 | 0166_1407300000 | 171.08.2014 | 20-000-112-53-5302-0000 | 16.49 |
| | | | | Supplies | 0 | 0166_1407300000 | 171.08.2014 | 20-220-112-53-5301-6618 | 15.39 |
| | | | | Atten Garage Supplies | 0 | 0224_1407010000 | 171.08.2014 | 20-221-223-57-5706-0000 | 41.60 |
| | | | | Atten Garage Supplies | 0 | 0224_1407080000 | 171.08.2014 | 20-221-223-57-5706-0000 | 23.04 |
| | | | | Hot Coal Liner | 0 | 0224_1407080000 | 171.08.2014 | 20-101-225-53-5316-0000 | 74.91 |
| | | | | Atten Garage | 0 | 0224_1407230000 | 171.08.2014 | 20-221-223-57-5706-0000 | 103.00 |
| | | | | Rice Pool Supplies | 0 | 0224_1407300000 | 171.08.2014 | 20-101-232-53-5312-0000 | 44.05 |
| | | | | FG Step Ladder | 0 | 0224_1407300000 | 171.08.2014 | 20-224-220-53-5302-0000 | 89.00 |
| | | | | Microwave | 0 | 0224_1407300000 | 171.08.2014 | 20-224-220-53-5302-0000 | 89.96 |
| | | | | Window Repair | 0 | 0257_1407310000 | 171.08.2014 | 20-101-225-53-5313-0000 | 236.00 |
| | | | | Lockset for LM Shed | 0 | 0265_1407150000 | 171.08.2014 | 20-000-112-53-5302-0000 | 16.92 |
| | | | | Supplies-Staff Meeting | 0 | 0323_1407070000 | 171.08.2014 | 20-350-000-54-5432-0000 | 20.00 |
| | | | | Taste of Wheaton Wrap Up Staff Meeting | 0 | 0323_1407150000 | 171.08.2014 | 20-350-000-54-5432-0000 | 10.00 |
| | | | | Taste of Wheaton Wrap Up Staff Meeting | 0 | 0323_1407150000 | 171.08.2014 | 20-350-000-54-5432-0000 | 117.94 |
| | | | | Staff Going Away Luncheon | 0 | 0323_1407180000 | 171.08.2014 | 20-350-000-54-5432-0000 | 93.00 |
| | | | | Transportation-NPRA Conference | 0 | 0349_1407300000 | 171.08.2014 | 20-350-000-54-5432-0000 | 335.70 |
| | | | | Concession Supplies | 0 | 0364_1407020000 | 171.08.2014 | 20-222-232-53-5329-0000 | 1.99 |
| | | | | Sea Lion Park Field Trip | 0 | 0364_1407090000 | 171.08.2014 | 20-222-232-52-5210-0000 | 50.00 |
| | | | | Concession Supplies | 0 | 0364_1407140000 | 171.08.2014 | 20-222-232-53-5328-0000 | 30.04 |
| | | | | CC Gift Card Promotion | 0 | 0364_1407180000 | 171.08.2014 | 20-222-232-53-5302-0000 | 100.00 |
| | | | | Congressman & Ex. Director Breakfast | 0 | 0455_1407020000 | 171.08.2014 | 20-000-000-54-5438-0000 | 5.33 |
| | | | | Ex. Director & WWS Lacrosse Meeting | 0 | 0455_1407020000 | 171.08.2014 | 20-000-000-54-5438-0000 | 9.93 |
| | | | | Ex. Director & DWA Trustee | 0 | 0455_1407300000 | 171.08.2014 | 20-000-000-54-5438-0000 | 9.96 |
| | | | | Funeral Flowers | 0 | 0463_1407010000 | 171.08.2014 | 20-000-000-54-5434-0000 | 33.33 |
| | | | | Funeral Flowers | 0 | 0463_1407180000 | 171.08.2014 | 20-000-000-54-5434-0000 | 32.65 |
| | | | | Ex. Director CPRP & CPRE Exam Fee | 0 | 0463_1407230000 | 171.08.2014 | 20-000-000-54-5432-0000 | 148.33 |
| | | | | Craigslist-Recreation/Customer Service Attendant | 0 | 0489_1407020000 | 171.08.2014 | 20-418-000-54-5426-0000 | 25.00 |
| | | | | Craigslist-Customer Service Attendant | 0 | 0489_1407110000 | 171.08.2014 | 20-418-000-54-5426-0000 | 25.00 |
| | | | | Yelp Business Service Parks Plus- July | 0 | 0570_1407020000 | 171.08.2014 | 20-350-302-54-5426-0000 | 300.00 |
| | | | | Prairie Path Mini Golf Receipt Ad | 0 | 0570_1407030000 | 171.08.2014 | 20-350-000-54-5426-0000 | 385.00 |
| | | | | Summer Brochure Re-Delivery | 0 | 0570_1407180000 | 171.08.2014 | 20-000-415-52-5210-0000 | 5.60 |
| | | | | Rams Facebook Promotion | 0 | 0570_1407310000 | 171.08.2014 | 20-221-222-52-5210-0000 | 180.16 |
| | | | | General Supplies | 0 | 0596_1407160000 | 171.08.2014 | 20-220-304-53-5301-5500 | 232.40 |
| | | | | Snacks for Motown Trip on 7/30/14 | 0 | 0596_1407290000 | 171.08.2014 | 20-220-304-53-5301-5500 | 21.35 |
| | | | | Staff Lunch Motown 07/30/14 | 0 | 0596_1407300000 | 171.08.2014 | 20-220-304-52-5280-5531 | 13.68 |
| | | | | Constant Contact | 0 | 0604_1407140000 | 171.08.2014 | 20-000-112-53-5302-0000 | 150.00 |
| | | | | Constant Contact | 0 | 0604_1407140000 | 171.08.2014 | 20-000-000-54-5426-0000 | 500.00 |
| | | | | Constant Contact | 0 | 0604_1407140000 | 171.08.2014 | 20-350-415-54-5426-0000 | 100.00 |
| | | | | Constant Contact | 0 | 0604_1407140000 | 171.08.2014 | 20-222-415-54-5442-0000 | 100.00 |
| | | | | Constant Contact | 0 | 0604_1407140000 | 171.08.2014 | 20-000-415-54-5442-0000 | 100.00 |
| | | | | Uniforms | 0 | 0612_1407020000 | 171.08.2014 | 20-000-112-53-5302-0000 | 143.65 |
| | | | | Supplies | 0 | 0612_1407030000 | 171.08.2014 | 20-000-112-53-5302-0000 | 19.19 |
| | | | | Supplies | 0 | 0612_1407030000 | 171.08.2014 | 20-220-112-53-5301-6618 | 16.75 |

| Fund | Description | Vendor No | Vendor Name | Line Item Description | Check No | Invoice Number | Batch Number | GL Account Number | Amount |
|---------------|--|-----------|-------------|--|----------|-----------------|--------------|-------------------------|-----------|
| | | | | Supplies | 0 | 0612_1407030000 | 171.08.2014 | 20-220-112-53-5301-6610 | 12.37 |
| | | | | Supplies | 0 | 0612_1407030000 | 171.08.2014 | 20-000-112-53-5302-0000 | 79.98 |
| | | | | Office Supplies | 0 | 0612_1407180000 | 171.08.2014 | 20-000-112-53-5302-0000 | 19.88 |
| | | | | Supplies | 0 | 0612_1407220000 | 171.08.2014 | 20-000-112-53-5302-0000 | 67.99 |
| | | | | Equipment Supplies | 0 | 0612_1407230000 | 171.08.2014 | 20-000-112-53-5302-0000 | 80.00 |
| | | | | Equipment Supplies | 0 | 0612_1407230000 | 171.08.2014 | 20-000-112-53-5301-0000 | 240.00 |
| | | | | Supplies | 0 | 0612_1407230000 | 171.08.2014 | 20-220-112-53-5301-6618 | 101.98 |
| | | | | Supplies | 0 | 0646_1407010000 | 171.08.2014 | 20-220-112-53-5301-6635 | 11.15 |
| | | | | Supplies | 0 | 0646_1407220000 | 171.08.2014 | 20-220-112-53-5301-6635 | 7.47 |
| | | | | CC Hot Tub Timers - Electrical Control Devices | 0 | 0653_1407140000 | 171.08.2014 | 20-101-220-53-5312-0000 | 109.64 |
| | | | | Cosley Classic Golf Registration | 0 | 0679_1407280000 | 171.08.2014 | 20-221-222-52-5210-0000 | 600.00 |
| Vendor Total: | | | | | | | | | 28,032.16 |
| 04205 | 3 Point Athletics | | | | | | | | |
| | Wheaton Hoops Camp | 142238 | WHEATON AUG | 083.08.2014 | | | | 20-220-203-52-5280-3353 | 818.40 |
| Vendor Total: | | | | | | | | | 818.40 |
| 04221 | Plug & Pay Technologies | | | | | | | | |
| | 07/14 Plug N Pay Fees | 0 | 073114 | 141.08.2014 | | | | 20-000-000-52-5239-0000 | 144.65 |
| | 07/14 Plug N Pay Fees | 0 | 073114 | 141.08.2014 | | | | 20-000-112-52-5239-0000 | 15.00 |
| | 07/14 Plug N Pay Fees | 0 | 073114 | 141.08.2014 | | | | 20-350-303-52-5239-0000 | 15.00 |
| | 07/14 Plug N Pay Fees | 0 | 073114 | 141.08.2014 | | | | 20-000-304-52-5239-0000 | 15.00 |
| | 07/14 Plug N Pay Fees | 0 | 073114 | 141.08.2014 | | | | 20-222-231-52-5239-0000 | 15.00 |
| | 07/14 Plug N Pay Fees | 0 | 073114 | 141.08.2014 | | | | 20-222-232-52-5239-0000 | 57.15 |
| Vendor Total: | | | | | | | | | 261.80 |
| 04267 | Martin Whalen Group Inc | | | | | | | | |
| | CC Lower Level 072814-082714 | 0 | 69280_0814 | 082.08.2014 | | | | 20-000-000-52-5211-0000 | 556.75 |
| | CC Upper Level 072814-082714 | 0 | 69292_0814 | 082.08.2014 | | | | 20-224-220-52-5211-0000 | 579.64 |
| | Parks&Planning 072814-082714 | 0 | 69957_0814 | 082.08.2014 | | | | 20-000-415-52-5211-0000 | 725.36 |
| | Parks&Planning 072814-082714 | 0 | 69957_0814 | 082.08.2014 | | | | 20-000-415-52-5211-0000 | 725.36 |
| | Lincoln Marsh Office 072814-082714 | 0 | 69964_0814 | 082.08.2014 | | | | 20-000-112-52-5211-0000 | 228.00 |
| | Leisure Center 072814-082714 | 0 | 70010_0814 | 082.08.2014 | | | | 20-000-304-52-5211-0000 | 117.13 |
| | Community Center -Front Desk 070114-073114 | 0 | 70547_0714 | 082.08.2014 | | | | 20-224-220-52-5211-0000 | 18.47 |
| | Community Center -Front Desk 080114-083114 | 0 | 70547_0814 | 082.08.2014 | | | | 20-224-220-52-5211-0000 | 18.47 |
| | Parks Plus 070114-073114 | 0 | 70557_0714 | 082.08.2014 | | | | 20-350-302-52-5211-0000 | 22.24 |
| | Parks Plus 080114-083114 | 0 | 70557_0814 | 082.08.2014 | | | | 20-350-302-52-5211-0000 | 22.24 |
| | Copy Overages - 043014-063014 | 0 | 70565_0614 | 082.08.2014 | | | | 20-000-415-52-5211-0000 | 61.18 |
| | Leisure Center 070114-073114 | 0 | 70567_0714 | 082.08.2014 | | | | 20-000-304-52-5211-0000 | 50.77 |
| | Leisure Center 080114-083114 | 0 | 70567_0814 | 082.08.2014 | | | | 20-000-304-52-5211-0000 | 50.77 |
| | Community Cntr 070114-073114 | 0 | 72100_0714 | 082.08.2014 | | | | 20-224-220-52-5211-0000 | 61.49 |
| | Community Cntr 080114-083114 | 0 | 72100_0814 | 082.08.2014 | | | | 20-224-220-52-5211-0000 | 61.49 |
| | Rice Pool 070114-073114 | 0 | 77847_0714 | 082.08.2014 | | | | 20-222-232-52-5211-0000 | 8.17 |
| | Rice Pool 080114-083114 | 0 | 77847_0814 | 082.08.2014 | | | | 20-222-232-52-5211-0000 | 8.17 |
| Vendor Total: | | | | | | | | | 3,315.70 |
| 04276 | Handlon, Cristin | | | | | | | | |
| | Mileage Reimbursement April-June 2014 | 142173 | 063014 | 082.08.2014 | | | | 20-000-000-54-5422-0000 | 75.50 |
| Vendor Total: | | | | | | | | | 75.50 |
| 04287 | Global Payments Inc | | | | | | | | |
| | 07/14 Merchant CC Processing Fees | 0 | 073114 | 141.08.2014 | | | | 20-350-303-52-5239-0000 | 67.55 |
| | 07/14 Merchant CC Processing Fees | 0 | 073114 | 141.08.2014 | | | | 20-000-000-52-5239-0000 | 3,580.54 |
| | 07/14 Merchant CC Processing Fees | 0 | 073114 | 141.08.2014 | | | | 20-222-232-52-5239-0000 | 590.22 |
| | 07/14 Merchant CC Processing Fees | 0 | 073114 | 141.08.2014 | | | | 20-222-231-52-5239-0000 | 98.62 |
| | 07/14 Merchant CC Processing Fees | 0 | 073114 | 141.08.2014 | | | | 20-000-112-52-5239-0000 | 132.91 |
| | 07/14 Merchant CC Processing Fees | 0 | 073114 | 141.08.2014 | | | | 20-000-304-52-5239-0000 | 235.29 |

| Fund | Description | Vendor No | Vendor Name | Line Item Description | Check No | Invoice Number | Batch Number | GL Account Number | Amount |
|---------------|--|-----------|---------------|-----------------------|-------------------------|----------------|--------------|-------------------|----------|
| Vendor Total: | | | | | | | | | 4,705.13 |
| 04296 | Culligan DuPage Soft Water Service Inc | | | | | | | | |
| | Water Delivery-Community Center | 142267 | 261966_0714 | 083.08.2014 | 20-224-220-53-5302-000C | | | | 93.10 |
| | Cooler Rental-(CC and Dock) | 142267 | 261966_0714 | 083.08.2014 | 20-224-220-52-5220-000C | | | | 12.00 |
| | Cooler Rental-Leisure Center | 142267 | 261982_0714 | 083.08.2014 | 20-000-304-52-5220-000C | | | | 6.00 |
| | Water Delivery-Leisure Center | 142267 | 261982_0714 | 083.08.2014 | 20-000-304-52-5220-000C | | | | 14.00 |
| | Cooler Rental-Lincoln Marsh | 142267 | 261990_0714 | 083.08.2014 | 20-000-112-53-5302-000C | | | | 6.00 |
| | Drinking Water-Lincoln Marsh | 142267 | 261990_0714 | 083.08.2014 | 20-000-112-53-5302-000C | | | | 30.60 |
| | Drinking Water-Lincoln Marsh | 142267 | 261990_0714 | 083.08.2014 | 20-000-112-53-5302-000C | | | | 11.80 |
| Vendor Total: | | | | | | | | | 173.50 |
| 04374 | Wheaton Bank and Trust Company | | | | | | | | |
| | 07/14 WB&T Bank Analysis Service Charges | 0 | 073114 | 141.08.2014 | 20-000-000-52-5214-000C | | | | 214.51 |
| Vendor Total: | | | | | | | | | 214.51 |
| 04423 | Morrison, Carol A | | | | | | | | |
| | Reimbursement for 4 IWSL Player Additions | 142401 | 082114 | 084.08.2014 | 20-220-204-52-5280-4457 | | | | 80.00 |
| Vendor Total: | | | | | | | | | 80.00 |
| 04551 | Soccer Enterprises Inc | | | | | | | | |
| | Lil' Pro Camper Classes Wheaton 6/23-6/2 | 142321 | June23-27 | 083.08.2014 | 20-220-203-52-5280-3382 | | | | 1,980.80 |
| Vendor Total: | | | | | | | | | 1,980.80 |
| 04585 | Shaw Media | | | | | | | | |
| | Suburban Life Ad July 2014 | 142320 | 0714100747307 | 083.08.2014 | 20-222-232-54-5426-000C | | | | 350.00 |
| Vendor Total: | | | | | | | | | 350.00 |
| 04609 | Hawkins Inc. | | | | | | | | |
| | Rice Pool Chemicals | 142174 | 3622907 | 082.08.2014 | 20-101-232-53-5335-000C | | | | 664.40 |
| | Rice Pool Chemicals | 142174 | 3622907 | 082.08.2014 | 20-101-232-53-5335-000C | | | | 422.28 |
| | Rice Pool Chemical Storage Sign | 142174 | 3624336 | 082.08.2014 | 20-101-232-53-5335-000C | | | | 85.57 |
| | Northside Pool Chemicals | 142174 | 3626823 | 082.08.2014 | 20-101-231-53-5335-000C | | | | 1,064.05 |
| | Rice Pool Chemicals | 142281 | 3628925 | 083.08.2014 | 20-101-232-53-5335-000C | | | | 2,217.61 |
| | Rice Pool Chemicals | 142174 | 3629433 | 082.08.2014 | 20-101-232-53-5335-000C | | | | 938.95 |
| | Rice Pool Chemicals | 142281 | 3631144 | 083.08.2014 | 20-101-232-53-5335-000C | | | | 38.18 |
| | Rice Pool Chemicals | 142381 | 3631822 | 084.08.2014 | 20-101-232-53-5335-000C | | | | 1,112.20 |
| | Rice Pool Chemicals | 142474 | 3634975 | 091.09.2014 | 20-101-232-53-5335-000C | | | | 757.75 |
| Vendor Total: | | | | | | | | | 7,300.99 |
| 04637 | Service Sanitation Inc. | | | | | | | | |
| | Scottsdale Park 6/1/14-6/30/14 | 0 | 6848097 | 083.08.2014 | 20-221-223-52-5210-4211 | | | | 125.00 |
| | Edison School 7/1/14-7/31/14 | 0 | 6848122 | 083.08.2014 | 20-221-223-52-5210-4211 | | | | 120.97 |
| | Edison School Extra Service 7/1/14-7/31/14 | 0 | 6848124 | 083.08.2014 | 20-221-223-52-5210-4211 | | | | 40.00 |
| | Edison School Extra Service 7/1/14-7/31/14 | 0 | 6848126 | 083.08.2014 | 20-221-223-52-5210-4211 | | | | 40.00 |
| | Edison School Extra Service 7/1/14-7/31/14 | 0 | 6848127 | 083.08.2014 | 20-221-223-52-5210-4211 | | | | 40.00 |
| | Edison School Extra Service 7/1/14-7/31/14 | 0 | 6848128 | 083.08.2014 | 20-221-223-52-5210-4211 | | | | 40.00 |
| | Jefferson School 7/1/14-7/31/14 | 0 | 6848133 | 083.08.2014 | 20-221-223-52-5210-4211 | | | | 125.00 |
| | Emerson School 6/1/14-6/30/14 | 0 | 6848155 | 083.08.2014 | 20-221-223-52-5210-4211 | | | | 125.00 |
| | Madison School 7/1/14-7/31/14 | 0 | 6848169 | 083.08.2014 | 20-221-223-52-5210-4211 | | | | 125.00 |
| | Weisbrook School 6/1/14-6/30/14 | 0 | 6848177 | 083.08.2014 | 20-221-223-52-5210-4211 | | | | 125.00 |
| | Northside Park 7/1/14-7/31/14 | 0 | 6848183 | 083.08.2014 | 20-221-223-52-5210-4211 | | | | 120.97 |
| | Atten Park 7/1/14-7/31/14 | 0 | 6848190 | 083.08.2014 | 20-221-223-52-5210-4211 | | | | 120.97 |
| | Atten Park Extra Services 7/1/14-7/31/14 | 0 | 6848194 | 083.08.2014 | 20-221-223-52-5210-4211 | | | | 40.00 |
| | Atten Park Extra Services 7/1/14-7/31/14 | 0 | 6848195 | 083.08.2014 | 20-221-223-52-5210-4211 | | | | 40.00 |
| | Atten Park Extra Services 7/1/14-7/31/14 | 0 | 6848198 | 083.08.2014 | 20-221-223-52-5210-4211 | | | | 40.00 |
| | Atten Park Extra Services 7/1/14-7/31/14 | 0 | 6848199 | 083.08.2014 | 20-221-223-52-5210-4211 | | | | 40.00 |

| Fund | Description | Vendor No | Vendor Name | Line Item Description | Check No | Invoice Number | Batch Number | GL Account Number | Amount |
|-------|--|-----------|-------------|---|----------|------------------|--------------|-------------------------|----------|
| | | | | Atten Park Extra Services 7/1/14-7/31/14 | 0 | 6848201 | 083.08.2014 | 20-221-223-52-5210-4211 | 40.00 |
| | | | | Atten Park Extra Services 7/1/14-7/31/14 | 0 | 6848202 | 083.08.2014 | 20-221-223-52-5210-4211 | 40.00 |
| | | | | Atten Park Extra Services 7/1/14-7/31/14 | 0 | 6848203 | 083.08.2014 | 20-221-223-52-5210-4211 | 40.00 |
| | | | | Credit for Graf Park 7/1/14-7/31/14 | 0 | 6848204 | 083.08.2014 | 20-220-204-52-5280-4465 | -60.48 |
| | | | | Graf Park 6/1/14-6/30/14 | 0 | 6881674 | 083.08.2014 | 20-220-204-52-5280-4465 | 20.00 |
| | | | | Graf Park 6/1/14-6/30/14 | 0 | 6881676 | 083.08.2014 | 20-220-204-52-5280-4465 | 20.00 |
| | | | | Atten Park 7/1/14-7/31/14 | 0 | 6901729 | 083.08.2014 | 20-221-223-52-5210-4211 | 125.00 |
| | | | | Edison School 7/1/14-7/31/14 | 0 | 6901730 | 083.08.2014 | 20-221-223-52-5210-4211 | 125.00 |
| | | | | Hoffman Park 7/1/14-7/31/14 | 0 | 6901732 | 083.08.2014 | 20-221-223-52-5210-4211 | 125.00 |
| | | | | Graf Park 7/1/14-7/31/14 | 0 | 6901734 | 083.08.2014 | 20-220-204-52-5280-4465 | 125.00 |
| | | | | Seven Gables Park 7/1/14-7/31/14 | 0 | 6901735 | 083.08.2014 | 20-220-204-52-5280-4451 | 250.00 |
| | | | | Lucent Park 7/1/14-7/31/14 | 0 | 6901736 | 083.08.2014 | 20-221-223-52-5210-4211 | 125.00 |
| | | | | | | | | Vendor Total: | 2,282.43 |
| 04641 | Rich Janor, Janor Sports LLC | | | Rams Shirts | 142505 | 6446 | 091.09.2014 | 20-221-222-53-5301-0000 | 315.00 |
| | | | | | | | | Vendor Total: | 315.00 |
| 04645 | Gilbert's Craft Sausages LLC | | | Hot Dogs-Rice | 142473 | 554 | 091.09.2014 | 20-222-232-53-5328-0000 | 203.20 |
| | | | | Hot Dogs for Resale-Rice | 142473 | 586 | 091.09.2014 | 20-222-232-53-5328-0000 | 162.56 |
| | | | | Hot Dogs for Resale-Northside | 142473 | 586 | 091.09.2014 | 20-222-231-53-5328-0000 | 81.28 |
| | | | | Hot Dogs-Rice | 142473 | 604 | 091.09.2014 | 20-222-232-53-5328-0000 | 40.64 |
| | | | | | | | | Vendor Total: | 487.68 |
| 04646 | Caliendo Inc. | | | Special Events Pizza | 142251 | 1896 | 083.08.2014 | 20-350-000-53-5302-0000 | 274.50 |
| | | | | Pizza for Resale - Rice Pool | 142151 | 1896 | 082.08.2014 | 20-222-232-53-5328-0000 | 467.50 |
| | | | | Pizza for Resale - Northside Pool | 142151 | 1896 | 082.08.2014 | 20-222-231-53-5328-0000 | 168.75 |
| | | | | | | | | Vendor Total: | 910.75 |
| 04737 | Meineke, Scott A. | | | Illinois Soccer Academy Session #2 | 142395 | ISA #1 | 084.08.2014 | 20-220-203-52-5280-3382 | 1,584.00 |
| | | | | | | | | Vendor Total: | 1,584.00 |
| 04753 | Berkley, Brian | | | Reimbursement for NISL Coaches Background Check | 142359 | 071514 | 084.08.2014 | 20-220-204-52-5280-4457 | 5.00 |
| | | | | Reimbursement for NISL Coaches Membership | 142359 | 071514 | 084.08.2014 | 20-220-204-52-5280-4457 | 20.00 |
| | | | | | | | | Vendor Total: | 25.00 |
| 04766 | Hammer, Mike S. | | | Reimbursement for NISL Membership | 142172 | 073114 | 082.08.2014 | 20-220-204-52-5280-4457 | 20.00 |
| | | | | Reimbursement for NISL Background Check | 142172 | 073114 | 082.08.2014 | 20-220-204-52-5280-4457 | 5.00 |
| | | | | | | | | Vendor Total: | 25.00 |
| 04797 | Newport Distribution Inc | | | Community Center Shower Curtains | 142403 | 00023592 | 084.08.2014 | 20-224-220-53-5302-0000 | 567.00 |
| | | | | | | | | Vendor Total: | 567.00 |
| 04800 | Advanced Disposal Services Solid Waste Midwest LLC | | | Rice Pool 080114-083114 | 142139 | T0199239CC_0814 | 082.08.2014 | 20-222-232-52-5263-0000 | 24.73 |
| | | | | Community Cntr 080114-083114 | 142139 | T0199239CC_0814 | 082.08.2014 | 20-224-220-52-5263-0000 | 87.67 |
| | | | | Manchester Park 080114-083114 | 142139 | T0199239PSC_0814 | 082.08.2014 | 20-000-000-52-5263-0000 | 14.05 |
| | | | | | | | | Vendor Total: | 126.45 |
| 04848 | Perfect Cleaning Service Inc. | | | | | | | | |

| Fund | Description | Vendor No | Vendor Name | Line Item Description | Check No | Invoice Number | Batch Number | GL Account Number | Amount |
|-------|---|-----------|-------------|---|----------|----------------|--------------|-------------------------|----------|
| | | | | Flood Restoration | 142500 | 38897 | 091.09.2014 | 20-101-220-52-5210-000C | 785.00 |
| | | | | Cleaning Services at CC August 2014 | 142500 | 38995 | 091.09.2014 | 20-101-220-52-5212-000C | 5,555.56 |
| | | | | | | | | Vendor Total: | 6,340.56 |
| 04863 | Westside Mechanical Services LLC | | | Preventative Maintenance | 142336 | C000684 | 083.08.2014 | 20-101-220-52-5211-000C | 3,447.25 |
| | | | | Water Valve Leaking from Gym Air Handler | 142336 | W13455 | 083.08.2014 | 20-101-220-52-5210-000C | 679.06 |
| | | | | | | | | Vendor Total: | 4,126.31 |
| 04887 | PCS Industries Inc | | | Supplies | 142311 | 170087 | 083.08.2014 | 20-101-220-53-5316-000C | 434.50 |
| | | | | Supplies | 142311 | 170729 | 083.08.2014 | 20-224-220-53-5302-000C | 788.93 |
| | | | | Supplies | 142311 | 170936 | 083.08.2014 | 20-101-220-53-5316-000C | 1,403.05 |
| | | | | Locker Room Soap | 142408 | 171494 | 084.08.2014 | 20-101-000-53-5313-000C | 533.80 |
| | | | | Affinity Foaming Hair and Body | 142408 | 171494A | 084.08.2014 | 20-101-220-53-5316-000C | 106.26 |
| | | | | | | | | Vendor Total: | 3,266.54 |
| 04898 | Fitness Experience LLC, American Chartered Bank | | | Equipment Repair | 142273 | 4764 | 083.08.2014 | 20-350-302-52-5211-000C | 1,688.86 |
| | | | | Contract Labor | 142273 | 4765 | 083.08.2014 | 20-350-302-52-5211-000C | 995.00 |
| | | | | | | | | Vendor Total: | 2,683.86 |
| 04906 | Beyer, Cliff | | | Archery for Camp Blackhawk | 142148 | 3118 | 082.08.2014 | 20-220-207-52-5280-7734 | 1,089.00 |
| | | | | Archery for Mean Camp Green | 142148 | 3118 | 082.08.2014 | 20-220-207-52-5280-7776 | 972.00 |
| | | | | Archery for Camp Illini | 142148 | 3118 | 082.08.2014 | 20-220-207-52-5280-7775 | 1,755.00 |
| | | | | | | | | Vendor Total: | 3,816.00 |
| 05007 | Clarke Environmental Mosquito Mgmt Inc | | | Inv 6350195 Mosquito Spray at Memorial Park | 142459 | 6350195 | 091.09.2014 | 20-350-000-52-5210-000C | 315.00 |
| | | | | | | | | Vendor Total: | 315.00 |
| 05047 | First Detection Systems Inc. | | | Annual Fire Alarm Testing and Maintenance at C | 142378 | 205067 | 084.08.2014 | 20-101-225-52-5211-000C | 1,396.00 |
| | | | | | | | | Vendor Total: | 1,396.00 |
| 05068 | Chicago Classic Coach LLC | | | Transportation for White Pines Trip on 08/21/14 | 142456 | 28601 | 091.09.2014 | 20-220-304-52-5280-5531 | 900.00 |
| | | | | Transportation for Cubs Game on 7/31/14 | 142154 | 29070 | 082.08.2014 | 20-220-304-52-5280-556C | 994.00 |
| | | | | Transportation for Motown on 7/30/14 | 142154 | 29242 | 082.08.2014 | 20-220-304-52-5280-5531 | 985.00 |
| | | | | | | | | Vendor Total: | 2,879.00 |
| 05083 | Soccer Shots Southern DuPage County | | | Soccer Shots Summer Camps | 142211 | 1034 | 082.08.2014 | 20-220-203-52-5280-3383 | 8,806.05 |
| | | | | | | | | Vendor Total: | 8,806.05 |
| 05246 | Fay, Tamara K. | | | Leadership Disc Assessment - 2 Staff | 142166 | 265 | 082.08.2014 | 20-000-000-54-5432-000C | 120.00 |
| | | | | | | | | Vendor Total: | 120.00 |
| 05250 | Sandra Simpson for Petty Cash | | | Miscellaneous Supplies for Leisure Center | 142209 | 080414 | 082.08.2014 | 20-220-304-53-5301-550C | 245.43 |
| | | | | | | | | Vendor Total: | 245.43 |
| 05265 | Pedersen, Lisa M | | | Mileage Reimbursement July 2014 | 142202 | 073114 | 082.08.2014 | 20-220-112-53-5301-664C | 34.16 |

| Fund | Description | Vendor No | Vendor Name | Line Item Description | Check No | Invoice Number | Batch Number | GL Account Number | Amount |
|---|------------------------------|-----------|-------------|-----------------------|-------------|-------------------------|--------------|-------------------|----------|
| | | | | | | | | Vendor Total: | 34.16 |
| 05293 | ERC Wiping Products Inc. | | | | | | | | |
| Towels | | 142163 | 463783 | | 082.08.2014 | 20-350-302-53-5327-0000 | | | 302.32 |
| | | | | | | | | Vendor Total: | 302.32 |
| 05300 | Valdes LLC | | | | | | | | |
| Coffee/Non Acid Bowl Cleaner | | 142221 | 3683 | | 082.08.2014 | 20-101-000-53-5313-0000 | | | 182.79 |
| Acid Bowl Cleaner | | 142221 | 3708 | | 082.08.2014 | 20-101-000-53-5313-0000 | | | 71.90 |
| | | | | | | | | Vendor Total: | 254.69 |
| 05320 | Butler Street Consulting LLC | | | | | | | | |
| Process Review | | 142150 | 102 | | 082.08.2014 | 20-000-000-54-5432-0000 | | | 1,500.00 |
| | | | | | | | | Vendor Total: | 1,500.00 |
| 05359 | Bornquist Inc. | | | | | | | | |
| Pump Repair | | 142149 | 5341763 | | 082.08.2014 | 20-101-220-52-5210-0000 | | | 3,379.00 |
| Pump Repair | | 142247 | 5341892 | | 083.08.2014 | 20-101-220-52-5210-0000 | | | 1,344.50 |
| | | | | | | | | Vendor Total: | 4,723.50 |
| 05373 | S & K Pool Services, Inc. | | | | | | | | |
| Technician to Replace Solenoid at CC | | 142416 | 00018123 | | 084.08.2014 | 20-224-220-53-5302-0000 | | | 885.00 |
| | | | | | | | | Vendor Total: | 885.00 |
| 05396 | Martinez, Craig | | | | | | | | |
| Reimbursement for E Coaches License | | 142189 | 061014 | | 082.08.2014 | 20-220-204-52-5280-4457 | | | 175.00 |
| Reimbursement for NISL Coaches Membership | | 142300 | 062914 | | 083.08.2014 | 20-220-204-52-5280-4457 | | | 20.00 |
| Reimbursement for NISL Background Check | | 142300 | 071414 | | 083.08.2014 | 20-220-204-52-5280-4457 | | | 5.00 |
| | | | | | | | | Vendor Total: | 200.00 |
| 05397 | Falco, Chad | | | | | | | | |
| Reimbursement for E Coaches License | | 142165 | 3745158 | | 082.08.2014 | 20-220-204-52-5280-4457 | | | 175.00 |
| | | | | | | | | Vendor Total: | 175.00 |
| 05398 | Fluorecycle Inc. | | | | | | | | |
| Recycled Bulbs for CC and Shop | | 142169 | 32075 | | 082.08.2014 | 20-101-220-52-5210-0000 | | | 1,000.00 |
| | | | | | | | | Vendor Total: | 1,000.00 |
| 05406 | Hall, Brock | | | | | | | | |
| Refund for Facility Usage | | 142278 | 080914 | | 083.08.2014 | 20-220-225-44-4407-0000 | | | 100.00 |
| | | | | | | | | Vendor Total: | 100.00 |
| 05408 | Schoenherr, Madison | | | | | | | | |
| Wings Referee 6/22/14 | | 142319 | Spring 2014 | | 083.08.2014 | 20-220-204-52-5280-4457 | | | 30.00 |
| | | | | | | | | Vendor Total: | 30.00 |
| 05409 | Jeremias, Billy Scott | | | | | | | | |
| Reimbursement for Coaches License | | 142388 | 061814 | | 084.08.2014 | 20-220-204-52-5280-4457 | | | 175.00 |
| Reimbursement for NISL Membership | | 142388 | 072914 | | 084.08.2014 | 20-220-204-52-5280-4457 | | | 20.00 |
| | | | | | | | | Vendor Total: | 195.00 |
| 05410 | Pyramid House Inc. | | | | | | | | |
| Tour at Gold Pyramid House on 8/26/14 | | 142316 | 082614 | | 083.08.2014 | 20-220-304-52-5280-5522 | | | 645.00 |
| | | | | | | | | Vendor Total: | 645.00 |
| 05411 | The Shanty | | | | | | | | |

| Fund | Description | Vendor No | Vendor Name | Line Item Description | Check No | Invoice Number | Batch Number | GL Account Number | Amount |
|----------|--------------------------------------|-----------|-------------|--|----------|-----------------|--------------|-------------------------|----------|
| | | | | Lunchcon for the Gold Pyramid House on 8/26/14 | 142327 | 082614 | 083.08.2014 | 20-220-304-52-5280-5522 | 1,075.00 |
| | | | | | | | | Vendor Total: | 1,075.00 |
| 05412 | Smyth, Conor | | | Wings Spring Classic Tournament 051814 (4) G | 142421 | WingsClass14-60 | 084.08.2014 | 20-220-204-52-5280-4457 | 104.00 |
| | | | | | | | | Vendor Total: | 104.00 |
| 05413 | Dunlap, Jeffrey A | | | Reimbursement for Class E Coaches License | 142371 | 060414 | 084.08.2014 | 20-220-204-52-5280-4457 | 175.00 |
| | | | | Reimbursement for NISL Coaches Membership | 142371 | 072914 | 084.08.2014 | 20-220-204-52-5280-4457 | 20.00 |
| | | | | | | | | Vendor Total: | 195.00 |
| 05414 | Wilma Corporation | | | Hardwood Floor Refinishing at Leisure Center | 142434 | 082214 | 084.08.2014 | 20-000-000-52-5210-0000 | 1,600.00 |
| | | | | Hardwood Floor Refinishing at Leisure Center | 142434 | 082214 | 084.08.2014 | 20-101-000-52-5210-0000 | 1,675.00 |
| | | | | | | | | Vendor Total: | 3,275.00 |
| 05417 | Yakoubek, Frank | | | Entertainment for Oktoberfest on 9/24/14 | 142523 | 092414 | 091.09.2014 | 20-220-304-52-5280-5501 | 350.00 |
| | | | | | | | | Vendor Total: | 350.00 |
| 05421 | Midwest Educational Furnishings Inc. | | | Community Center Folding Chairs | 142491 | 5610 | 091.09.2014 | 20-224-220-53-5306-0000 | 1,350.84 |
| | | | | | | | | Vendor Total: | 1,350.84 |
| 05423 | Meilner Mechanical Sales Inc. | | | T & P Gauge | 142489 | 53411 | 091.09.2014 | 20-101-231-53-5311-0000 | 65.43 |
| | | | | | | | | Vendor Total: | 65.43 |
| TMP*1404 | Hoffman, Suzanne | | | Fundraising Cards Refund | 142179 | 073014 | 082.08.2014 | 20-221-222-42-4206-4535 | 35.00 |
| | | | | | | | | Vendor Total: | 35.00 |
| TMP*1895 | McAndrews, Patrick | | | Softball HS Individual Refund for McAndrews | 142438 | 1459249 | 164.08.2014 | 20-000-000-20-2025-0000 | 85.00 |
| | | | | | | | | Vendor Total: | 85.00 |
| TMP*2201 | Fiene, Joan E | | | Cuneo Mansion Refund for Fiene | 142232 | 1446576 | 162.08.2014 | 20-000-000-20-2025-0000 | 79.00 |
| | | | | | | | | Vendor Total: | 79.00 |
| TMP*2535 | Nelson, Roger | | | Football - Under 118 Refund for Nelson | 142234 | 1445549 | 162.08.2014 | 20-000-000-20-2025-0000 | 240.00 |
| | | | | | | | | Vendor Total: | 240.00 |
| TMP*2536 | Roberts, Susan | | | Activity Refund for Roberts | 142235 | 1445858 | 162.08.2014 | 20-000-000-20-2025-0000 | 82.00 |
| | | | | | | | | Vendor Total: | 82.00 |
| TMP*2537 | Fiene, Jack | | | Cuneo Mansion Refund for Fiene | 142231 | 1446394 | 162.08.2014 | 20-000-000-20-2025-0000 | 79.00 |
| | | | | | | | | Vendor Total: | 79.00 |
| TMP*2538 | Duffy, Andrea | | | Pass Refund for Duffy | 142230 | 1447499 | 162.08.2014 | 20-000-000-20-2025-0000 | 14.46 |

| Fund | Description | Vendor No | Vendor Name | Line Item Description | Check No | Invoice Number | Batch Number | GL Account Number | Amount |
|--|---------------------------------|-----------|-------------|-------------------------|----------|----------------|--------------|-------------------|--------|
| | | | | | | | | Vendor Total: | 14.46 |
| TMP*2539 | Sill-Stramaglia, Lisa | | | | | | | | |
| Wide Horizons 4&5's Refund for Sill-Stramaglia | 142236 | 1448421 | 162.08.2014 | 20-000-000-20-2025-0000 | | | | | 145.00 |
| | | | | | | | | Vendor Total: | 145.00 |
| TMP*2540 | Maczek, Ron | | | | | | | | |
| Pass Refund for Maczek | 142233 | 1448684 | 162.08.2014 | 20-000-000-20-2025-0000 | | | | | 185.62 |
| | | | | | | | | Vendor Total: | 185.62 |
| TMP*2543 | Fotinopoulos, James | | | | | | | | |
| Football - Under 103 Refund for Fotinopoulos | 142346 | 1451434 | 163.08.2014 | 20-000-000-20-2025-0000 | | | | | 240.00 |
| | | | | | | | | Vendor Total: | 240.00 |
| TMP*2544 | Pads, Dupage | | | | | | | | |
| Activity Refund for Pads | 142348 | 1451575 | 163.08.2014 | 20-000-000-20-2025-0000 | | | | | 36.00 |
| | | | | | | | | Vendor Total: | 36.00 |
| TMP*2545 | Church of Christ, Chicago | | | | | | | | |
| Facility Refund for Church of Christ | 142345 | 1452063 | 163.08.2014 | 20-000-000-20-2025-0000 | | | | | 50.00 |
| | | | | | | | | Vendor Total: | 50.00 |
| TMP*2546 | Church, College | | | | | | | | |
| Facility Refund for Church | 142344 | 1452071 | 163.08.2014 | 20-000-000-20-2025-0000 | | | | | 50.00 |
| | | | | | | | | Vendor Total: | 50.00 |
| TMP*2547 | Rajwade, Yogendra | | | | | | | | |
| Facility Refund for Rajwade | 142349 | 1452080 | 163.08.2014 | 20-000-000-20-2025-0000 | | | | | 50.00 |
| | | | | | | | | Vendor Total: | 50.00 |
| TMP*2548 | Keith, Tamara | | | | | | | | |
| Facility Refund for Keith | 142347 | 1454111 | 163.08.2014 | 20-000-000-20-2025-0000 | | | | | 26.00 |
| | | | | | | | | Vendor Total: | 26.00 |
| TMP*2550 | Rambo, Kathy | | | | | | | | |
| Facility Refund for Rambo | 142440 | 1458490 | 164.08.2014 | 20-000-000-20-2025-0000 | | | | | 50.00 |
| | | | | | | | | Vendor Total: | 50.00 |
| TMP*2551 | Nicely, Judith | | | | | | | | |
| Facility Refund for Nicely | 142439 | 1458539 | 164.08.2014 | 20-000-000-20-2025-0000 | | | | | 50.00 |
| | | | | | | | | Vendor Total: | 50.00 |
| TMP*2552 | Vaiciuliene, Jolita | | | | | | | | |
| Activity Refund for Vaiciuliene | 142441 | 1459117 | 164.08.2014 | 20-000-000-20-2025-0000 | | | | | 35.00 |
| | | | | | | | | Vendor Total: | 35.00 |
| TMP*2553 | First Presbyterian, Comm Church | | | | | | | | |
| Facility Refund for First Presbyterian | 142524 | 1462798 | 161.09.2014 | 20-000-000-20-2025-0000 | | | | | 110.00 |
| | | | | | | | | Vendor Total: | 110.00 |
| TMP*2554 | Miller, Matt | | | | | | | | |
| Facility Refund for Miller | 142525 | 1463298 | 161.09.2014 | 20-000-000-20-2025-0000 | | | | | 90.00 |
| Facility Refund for Miller | 142525 | 1463298 | 161.09.2014 | 20-000-000-20-2025-0000 | | | | | 90.00 |
| Facility Refund for Miller | 142525 | 1463298 | 161.09.2014 | 20-000-000-20-2025-0000 | | | | | 180.00 |
| Facility Refund for Miller | 142525 | 1463298 | 161.09.2014 | 20-000-000-20-2025-0000 | | | | | 90.00 |
| Facility Refund for Miller | 142525 | 1463298 | 161.09.2014 | 20-000-000-20-2025-0000 | | | | | 90.00 |

[illegible]

| Fund | Description | | | | | |
|--|-------------|------------------|--------------|-------------------------|----------|--|
| Vendor No | Vendor Name | | | | | |
| Line Item Description | Check No | Invoice Number | Batch Number | GL Account Number | Amount | |
| Vendor Total: | | | | | 425.48 | |
| 00064 AT&T | | | | | | |
| District Wide 070214-080114 | 142144 | 26064006665_0814 | 082.08.2014 | 22-501-000-52-5262-000C | 356.94 | |
| District Wide 070214-080114 | 142144 | 26064006665_0814 | 082.08.2014 | 22-101-000-52-5262-000C | 4.08 | |
| Cosley Zoo 071714-081614 | 142356 | 630R061380_0814 | 084.08.2014 | 22-501-000-52-5262-000C | 222.20 | |
| District Wide 071714-081614 | 142356 | 630Z040133_0814 | 084.08.2014 | 22-501-000-52-5262-000C | 70.10 | |
| District Wide 071714-081614 | 142356 | 630Z040133_0814 | 084.08.2014 | 22-101-000-52-5262-000C | 0.81 | |
| Cosley Zoo 071714-081614 | 142356 | 630Z991848_0814 | 084.08.2014 | 22-501-000-52-5262-000C | 128.86 | |
| Vendor Total: | | | | | 782.99 | |
| 00068 AT&T Mobility | | | | | | |
| 768-2406 WPD Wagner 071814-081714 | 142448 | 877051597_0814 | 091.09.2014 | 22-101-000-52-5265-000C | 78.77 | |
| Vendor Total: | | | | | 78.77 | |
| 00069 AT&T Long Distance | | | | | | |
| District Wide 070914-080814 | 142358 | 854400680_0814 | 084.08.2014 | 22-501-000-52-5262-000C | 8.12 | |
| District Wide 070914-080814 | 142358 | 854400680_0814 | 084.08.2014 | 22-101-000-52-5262-000C | 0.10 | |
| Vendor Total: | | | | | 8.22 | |
| 00070 AT&T Internet | | | | | | |
| District Wide E-Mail Archive S 080514-090414 | 142357 | 0004113_0914 | 084.08.2014 | 22-501-000-52-5240-000C | 51.04 | |
| Cosley IP Services 071914-081814 | 142357 | 8310000633_0814 | 084.08.2014 | 22-000-000-52-5211-000C | 240.32 | |
| Vendor Total: | | | | | 291.36 | |
| 00152 Buikemas Ace Hardware | | | | | | |
| Cosley Building Supplies | 142248 | 276661A | 083.08.2014 | 22-101-000-53-5313-000C | 9.88 | |
| Spider Trap 4 Pack | 142248 | 276700A | 083.08.2014 | 22-101-000-53-5316-000C | 12.58 | |
| Electrical Plates and Supplies | 142248 | 276913A | 083.08.2014 | 22-101-000-53-5312-000C | 15.52 | |
| Ceramic Tile Thin Set and Mortar | 142248 | 276957A | 083.08.2014 | 22-101-000-53-5313-000C | 26.08 | |
| White Hd SCR | 142248 | 276982A | 083.08.2014 | 22-101-000-53-5316-000C | 8.09 | |
| Tape Measures | 142248 | 276993A | 083.08.2014 | 22-501-000-53-5302-000C | 34.17 | |
| Vendor Total: | | | | | 106.32 | |
| 00165 Carol Stream Animal Hospital | | | | | | |
| Bobcat | 142453 | 00243068 | 091.09.2014 | 22-501-000-54-5424-000C | 630.71 | |
| Monthly Retainer | 142453 | 00243459 | 091.09.2014 | 22-501-000-52-5210-000C | 150.00 | |
| Vendor Total: | | | | | 780.71 | |
| 00193 City of Wheaton | | | | | | |
| Cosley Zoo 070714-080414 | 142366 | 0310000100_0814 | 084.08.2014 | 22-501-000-52-5264-000C | 155.25 | |
| Cosley Zoo 070714-080414 | 142366 | 0310000200_0814 | 084.08.2014 | 22-501-000-52-5264-000C | 1,011.99 | |
| Cosley Bobcat 070714-080414 | 142366 | 0310000300_0814 | 084.08.2014 | 22-501-000-52-5264-000C | 38.38 | |
| Vendor Total: | | | | | 1,205.62 | |
| 00240 Duchaj Bros. | | | | | | |
| 150 Bales of Hay | 142270 | 080414 | 083.08.2014 | 22-501-000-53-5339-000C | 900.00 | |
| Vendor Total: | | | | | 900.00 | |
| 00247 DuPage Topsoil Inc. | | | | | | |
| 10 Yards Dirt | 142465 | 039258 | 091.09.2014 | 22-101-000-53-5331-000C | 245.00 | |
| Vendor Total: | | | | | 245.00 | |
| 00294 Fox River Foods Inc. | | | | | | |
| Coffee | 142471 | 225314 | 091.09.2014 | 22-501-000-53-5392-000C | 92.91 | |

| Fund | Description | Vendor No | Vendor Name | Line Item Description | Check No | Invoice Number | Batch Number | GL Account Number | Amount |
|---------------|---|-----------|-----------------|-----------------------|-------------------------|----------------|--------------|-------------------|----------|
| Vendor Total: | | | | | | | | | 92.91 |
| 00398 | JAMES HASTINGS | | | | | | | | |
| | Sloan Side Mount Flush Valve Sensor at Cosley | 142387 | 00071115 | 084.08.2014 | 22-101-000-53-5311-0000 | | | | 760.00 |
| Vendor Total: | | | | | | | | | 760.00 |
| 00417 | Constellation NewEnergy Inc. | | | | | | | | |
| | Cosley Zoo 072114-081414 | 142369 | 8519798002_0814 | 084.08.2014 | 22-501-000-52-5260-0000 | | | | 2,147.20 |
| Vendor Total: | | | | | | | | | 2,147.20 |
| 00437 | Reedy Equipment Services Inc. | | | | | | | | |
| | Monthly Ice Machine Rental August 2014 | 142317 | 0032144 | 083.08.2014 | 22-501-000-52-5220-0000 | | | | 39.67 |
| Vendor Total: | | | | | | | | | 39.67 |
| 00447 | ILLINOIS EQUINE FIELD SERVICE | | | | | | | | |
| | Pony Test | 142287 | 71666 | 083.08.2014 | 22-501-000-54-5424-0000 | | | | 250.00 |
| | Pony Meds | 142287 | 71666 | 083.08.2014 | 22-501-000-53-5309-0000 | | | | 120.00 |
| Vendor Total: | | | | | | | | | 370.00 |
| 00458 | IMAGE SPORTSWEAR & SOUVENIRS | | | | | | | | |
| | Staff Shirts | 142288 | 20140662 | 083.08.2014 | 22-501-000-53-5330-0000 | | | | 867.00 |
| Vendor Total: | | | | | | | | | 867.00 |
| 00680 | Northern Illinois Gas Company | | | | | | | | |
| | Cosley Zoo 071414-081214 | 142304 | 3015221000_0814 | 083.08.2014 | 22-501-000-52-5261-0000 | | | | 30.52 |
| | Cosley Zoo 071414-081214 | 142404 | 5450490000_0814 | 084.08.2014 | 22-501-000-52-5261-0000 | | | | 42.59 |
| Vendor Total: | | | | | | | | | 73.11 |
| 00734 | PAYCHEX MAJOR MARKET SERVICES | | | | | | | | |
| | 8/8/14 Payroll Processing | 0 | 915440 | 141.08.2014 | 22-000-000-52-5211-0000 | | | | 59.17 |
| | 8/22/14 Payroll Processing | 0 | 917772 | 141.08.2014 | 22-000-000-52-5211-0000 | | | | 55.80 |
| Vendor Total: | | | | | | | | | 114.97 |
| 00851 | Shanes Office Products | | | | | | | | |
| | Fireproof File Cabinet | 142210 | 0339638-001 | 082.08.2014 | 22-501-000-53-5302-0000 | | | | 1,191.22 |
| Vendor Total: | | | | | | | | | 1,191.22 |
| 00858 | Sherwin-Williams | | | | | | | | |
| | Zoo Paint | 142420 | 2053-6 | 084.08.2014 | 22-101-000-53-5347-0000 | | | | 57.79 |
| | Zoo Paint | 142420 | 6279-4 | 084.08.2014 | 22-101-000-53-5347-0000 | | | | 129.88 |
| Vendor Total: | | | | | | | | | 187.67 |
| 00939 | Temperature Engineering Inc. | | | | | | | | |
| | Power Cord | 142514 | 900154 | 091.09.2014 | 22-501-000-54-5441-0000 | | | | 475.03 |
| Vendor Total: | | | | | | | | | 475.03 |
| 01023 | Waste Management of Illinois Inc | | | | | | | | |
| | Cosley Zoo September Service | 142520 | 9885620113_0914 | 091.09.2014 | 22-501-000-52-5263-0000 | | | | 1,041.64 |
| Vendor Total: | | | | | | | | | 1,041.64 |
| 01042 | WHEATON MEAT CO INC | | | | | | | | |
| | Bones | 142223 | W8250 | 082.08.2014 | 22-501-000-53-5339-0000 | | | | 56.76 |
| Vendor Total: | | | | | | | | | 56.76 |
| 01043 | Wheaton Sanitary District | | | | | | | | |
| | Cosley Zoo 070714-080414 | 142433 | 026475000_0814 | 084.08.2014 | 22-501-000-52-5264-0000 | | | | 53.29 |

| Fund | Description | Vendor No | Vendor Name | Line Item Description | Check No | Invoice Number | Batch Number | GL Account Number | Amount |
|-------|---------------------|-----------|-------------|--|----------|-----------------|--------------|-------------------------|----------|
| | | | | Cosley Zoo 070714-080414 | 142433 | 026477000_0814 | 084.08.2014 | 22-501-000-52-5264-000C | 387.34 |
| | | | | | | | | Vendor Total: | 440.63 |
| 01068 | Wm. F. Meyer Co. | | | Closet Spud and Coupling Assembly | 142227 | S2805899.001 | 082.08.2014 | 22-101-000-53-5311-000C | 40.31 |
| | | | | Vac Brk Repair Kit | 142436 | S2805903.001 | 084.08.2014 | 22-101-000-53-5311-000C | 5.25 |
| | | | | | | | | Vendor Total: | 45.56 |
| 01082 | Young's Grain Farms | | | 174 Bales of Straw | 142229 | 550270 | 082.08.2014 | 22-501-000-53-5336-000C | 652.50 |
| | | | | 174 Bales of Straw | 142229 | 550271 | 082.08.2014 | 22-501-000-53-5336-000C | 652.50 |
| | | | | 174 Bales Straw | 142437 | 550272 | 084.08.2014 | 22-501-000-53-5336-000C | 739.50 |
| | | | | | | | | Vendor Total: | 2,044.50 |
| 04121 | UMB Bank N.A. | | | Magnets for Bobcats Backstage | 0 | 0090_1407100000 | 171.08.2014 | 22-220-206-53-5301-665C | 242.50 |
| | | | | Transportation AZA Conference | 0 | 0090_1407230000 | 171.08.2014 | 22-501-000-54-5432-000C | 35.00 |
| | | | | Transportation AZA Conference | 0 | 0090_1407230000 | 171.08.2014 | 22-501-000-54-5432-000C | 305.60 |
| | | | | Transportation AZA Conference | 0 | 0090_1407230000 | 171.08.2014 | 22-501-000-54-5432-000C | 39.00 |
| | | | | Credit Voucher-Newegg.Com-Return Zoo TV | 0 | 0489_1407170000 | 171.08.2014 | 22-350-415-54-5426-000C | -299.98 |
| | | | | Cosley Zoo TV Accessories | 0 | 0489_1407210000 | 171.08.2014 | 22-350-415-54-5426-000C | 45.15 |
| | | | | Cosley Zoo TV and Accessories | 0 | 0489_1407210000 | 171.08.2014 | 22-350-415-54-5426-000C | 389.98 |
| | | | | Waders | 0 | 0513_1406300000 | 171.08.2014 | 22-501-000-53-5330-000C | 217.48 |
| | | | | Supplies | 0 | 0513_1407040000 | 171.08.2014 | 22-501-000-53-5309-000C | 4.15 |
| | | | | Supplies | 0 | 0513_1407040000 | 171.08.2014 | 22-501-000-53-5336-000C | 1.00 |
| | | | | Animal Feed | 0 | 0513_1407040000 | 171.08.2014 | 22-501-000-53-5339-000C | 22.97 |
| | | | | Crickets | 0 | 0513_1407100000 | 171.08.2014 | 22-501-000-53-5339-000C | 16.00 |
| | | | | Produce | 0 | 0513_1407110000 | 171.08.2014 | 22-501-000-53-5339-000C | 18.53 |
| | | | | Fly Predators | 0 | 0513_1407130000 | 171.08.2014 | 22-501-000-53-5336-000C | 28.95 |
| | | | | Excenel | 0 | 0513_1407140000 | 171.08.2014 | 22-501-000-53-5309-000C | 85.49 |
| | | | | Quail | 0 | 0513_1407150000 | 171.08.2014 | 22-501-000-53-5339-000C | 945.97 |
| | | | | Worms | 0 | 0513_1407180000 | 171.08.2014 | 22-501-000-53-5339-000C | 56.50 |
| | | | | Rodents | 0 | 0513_1407220000 | 171.08.2014 | 22-501-000-53-5339-000C | 736.99 |
| | | | | Pine Shavings | 0 | 0513_1407250000 | 171.08.2014 | 22-501-000-53-5336-000C | 219.60 |
| | | | | Credit Voucher Pine Shavings | 0 | 0513_1407250000 | 171.08.2014 | 22-501-000-53-5336-000C | -20.00 |
| | | | | Fly Predators | 0 | 0513_1407270000 | 171.08.2014 | 22-501-000-53-5336-000C | 28.95 |
| | | | | De-Worming Supplies | 0 | 0513_1407280000 | 171.08.2014 | 22-501-000-53-5309-000C | 156.73 |
| | | | | Program Stapling for Uncorked | 0 | 0570_1407160000 | 171.08.2014 | 22-220-206-53-5301-669C | 9.40 |
| | | | | Linen Cleaning for Cosley Uncorked | 0 | 0570_1407220000 | 171.08.2014 | 22-220-206-53-5301-669C | 147.50 |
| | | | | Cosley Zoo Event Clicks | 0 | 0604_1407010000 | 171.08.2014 | 22-350-415-54-5426-000C | 29.00 |
| | | | | Photo Booth | 0 | 0604_1407090000 | 171.08.2014 | 22-350-415-54-5426-000C | 500.00 |
| | | | | Constant Contact | 0 | 0604_1407140000 | 171.08.2014 | 22-350-415-54-5426-000C | 150.00 |
| | | | | Foamboard | 0 | 0604_1407150000 | 171.08.2014 | 22-350-415-54-5426-000C | 13.41 |
| | | | | Water for Uncorked Event | 0 | 0604_1407150000 | 171.08.2014 | 22-220-206-53-5301-669C | 13.95 |
| | | | | Uncorked Raffle Supplies | 0 | 0620_1407160000 | 171.08.2014 | 22-220-206-53-5301-669C | 9.00 |
| | | | | Uncorked Raffle Supplies | 0 | 0620_1407160000 | 171.08.2014 | 22-220-206-53-5301-669C | 18.94 |
| | | | | Cake for Uncorked | 0 | 0620_1407170000 | 171.08.2014 | 22-220-206-53-5301-669C | 57.99 |
| | | | | Video Cable for TV | 0 | 0653_1407020000 | 171.08.2014 | 22-101-000-53-5312-000C | 11.81 |
| | | | | Electrical Supplies for TV Installation | 0 | 0653_1407030000 | 171.08.2014 | 22-101-000-53-5312-000C | 57.49 |
| | | | | Electrical Supplies for TV Installation | 0 | 0653_1407030000 | 171.08.2014 | 22-101-000-53-5312-000C | 22.63 |
| | | | | PSC Crimper & Supplies for Cosley Bobcat Rep | 0 | 0653_1407030000 | 171.08.2014 | 22-101-000-53-5312-000C | 49.09 |
| | | | | Wall Plate for Low Voltage | 0 | 0653_1407070000 | 171.08.2014 | 22-101-000-53-5312-000C | 15.94 |
| | | | | Cosley Zoo Electrical | 0 | 0653_1407090000 | 171.08.2014 | 22-101-000-53-5312-000C | 22.66 |
| | | | | Cosley Zoo TV Install | 0 | 0653_1407100000 | 171.08.2014 | 22-101-000-53-5312-000C | 100.27 |
| | | | | Museum and Zoo Electrical Stock | 0 | 0653_1407160000 | 171.08.2014 | 22-101-000-53-5312-000C | 176.77 |
| | | | | Commerical Hand Truck | 0 | 0687_1407010000 | 171.08.2014 | 22-101-000-53-5345-000C | 499.40 |
| | | | | Bluetooth Set | 0 | 0687_1407010000 | 171.08.2014 | 22-101-000-53-5345-000C | 40.12 |

| Fund | Description | Vendor No | Vendor Name | Line Item Description | Check No | Invoice Number | Batch Number | GL Account Number | Amount |
|-------|--|-----------|-------------|---|----------|------------------|--------------|-------------------------|-----------|
| | | | | Cart Tire | 0 | 0687_1407010000 | 171.08.2014 | 22-101-000-53-5345-0000 | 157.70 |
| | | | | | | | | Vendor Total: | 5,379.63 |
| 04221 | Plug & Pay Technologies | | | 07/14 Plug N Pay Fees | 0 | 073114 | 141.08.2014 | 22-501-000-52-5239-0000 | 66.40 |
| | | | | | | | | Vendor Total: | 66.40 |
| 04267 | Martin Whalen Group Inc | | | Cosley Zoo 070114-073114 | 0 | 70564_0714 | 082.08.2014 | 22-501-000-52-5211-0000 | 182.58 |
| | | | | Cosley Zoo 080114-083114 | 0 | 70564_0814 | 082.08.2014 | 22-501-000-52-5211-0000 | 182.58 |
| | | | | | | | | Vendor Total: | 365.16 |
| 04296 | Culligan DuPage Soft Water Service Inc | | | Drinking Water-Cosley | 142267 | 261974_0714 | 083.08.2014 | 22-501-000-52-5220-0000 | 35.40 |
| | | | | Drinking Water and Cooler Rental-Cosley | 142267 | 261974_0714 | 083.08.2014 | 22-501-000-52-5220-0000 | 41.90 |
| | | | | | | | | Vendor Total: | 77.30 |
| 04557 | Staples Contract and Commercial Inc | | | Credit from Inv 3236115681 Pine Sol | 142323 | 3238751208 | 083.08.2014 | 22-101-000-53-5316-0000 | -29.97 |
| | | | | | | | | Vendor Total: | -29.97 |
| 04800 | Advanced Disposal Services Solid Waste Midwest LLC | | | Cosley Zoo 080114-083114 | 142139 | T0199239CZ_00814 | 082.08.2014 | 22-501-000-52-5263-0000 | 9.37 |
| | | | | | | | | Vendor Total: | 9.37 |
| 05071 | Westland Farrier Services Inc. | | | Horseshoe Services | 142432 | 081314 | 084.08.2014 | 22-501-000-52-5210-0000 | 200.00 |
| | | | | | | | | Vendor Total: | 200.00 |
| 05104 | Westmore Supply | | | Sand | 142335 | M32747 | 083.08.2014 | 22-501-000-53-5349-0000 | 476.00 |
| | | | | | | | | Vendor Total: | 476.00 |
| 05361 | o8o Leasing LLC | | | Reimbursement of 50% of Sales for Use of Winc | 142405 | 0714 | 084.08.2014 | 22-501-000-54-5433-0000 | 496.73 |
| | | | | | | | | Vendor Total: | 496.73 |
| | | | | | | | | Fund Total: | 22,627.73 |
| 23 | Liability | | | | | | | | |
| 00279 | Ferret | | | Background Check 7/27/14-8/2/14 | 142167 | WHEAPD080214-1 | 082.08.2014 | 23-418-000-52-5208-0000 | 26.85 |
| | | | | Background Check 8/17/14-8/23/14 | 142467 | WHEAPD082314-1 | 091.09.2014 | 23-418-000-52-5208-0000 | 17.90 |
| | | | | | | | | Vendor Total: | 44.75 |
| 00561 | The Lifeguard Store | | | First Aid Supplies | 142516 | INV225598 | 091.09.2014 | 23-000-000-53-5302-0000 | 159.75 |
| | | | | | | | | Vendor Total: | 159.75 |
| 00612 | MEDIC First Aid International Inc | | | CPR Books for the District | 142394 | 194532 | 084.08.2014 | 23-000-000-53-5302-0000 | 764.98 |
| | | | | | | | | Vendor Total: | 764.98 |
| 00725 | Park District Risk Mgmt Agency | | | Property | 142309 | July 2014 | 083.08.2014 | 23-000-000-52-5270-0000 | 12,733.98 |
| | | | | Liability | 142309 | July 2014 | 083.08.2014 | 23-000-000-52-5271-0000 | 6,141.46 |

| Fund | Description | Vendor No | Vendor Name | Line Item Description | Check No | Invoice Number | Batch Number | GL Account Number | Amount |
|---------------|--|-----------|------------------|-----------------------|----------|----------------|--------------|-------------------------|-----------|
| | Workers Compensation | | | | 142309 | July 2014 | 083.08.2014 | 23-000-000-52-5273-000C | 19,832.70 |
| | Employment Practice | | | | 142309 | July 2014 | 083.08.2014 | 23-000-000-52-5276-000C | 2,123.33 |
| | Pollution Liability | | | | 142309 | July 2014 | 083.08.2014 | 23-000-000-52-5277-000C | 393.15 |
| | | | | | | | | | |
| Vendor Total: | | | | | | | | | 41,224.62 |
| 04121 | UMB Bank N.A. | | | | | | | | |
| | Sunscreen | 0 | 0364_1407070000 | 171.08.2014 | | | | 23-000-000-53-5302-000C | 74.42 |
| | Sunscreen | 0 | 0364_1407240000 | 171.08.2014 | | | | 23-000-000-53-5302-000C | 74.07 |
| Vendor Total: | | | | | | | | | 148.49 |
| 05076 | Occupational Health Centers of Illinois PC | | | | | | | | |
| | Pre-Employment Physical 8/1/14 | 0 | 1008325392 | 082.08.2014 | | | | 23-418-000-52-5208-000C | 165.00 |
| | Back Evaluation-PSC 08/08/14 | 0 | 1008336687 | 084.08.2014 | | | | 23-418-000-52-5208-000C | 49.50 |
| Vendor Total: | | | | | | | | | 214.50 |
| Fund Total: | | | | | | | | | 42,557.09 |
| 26 | IMRF | | | | | | | | |
| 00465 | I.M.R.F. | | | | | | | | |
| | July 2014 | 0 | 073114 | 141.08.2014 | | | | 26-000-000-21-2124-000C | 63,116.71 |
| | 7/29/14 Charge Advice | 0 | 201417925 | 141.08.2014 | | | | 26-000-000-21-2124-000C | 38.85 |
| Vendor Total: | | | | | | | | | 63,155.56 |
| Fund Total: | | | | | | | | | 63,155.56 |
| 40 | Capital Projects | | | | | | | | |
| 00021 | Alexander Equipment Co. Inc. | | | | | | | | |
| | Conservation Supplies | 142444 | 104568 | 091.09.2014 | | | | 40-800-822-53-5301-000C | 921.15 |
| Vendor Total: | | | | | | | | | 921.15 |
| 00064 | AT&T | | | | | | | | |
| | District Wide 070214-080114 | 142144 | 26064006665_0814 | 082.08.2014 | | | | 40-101-000-52-5262-000C | 91.57 |
| | District Wide 071714-081614 | 142356 | 630Z040133_0814 | 084.08.2014 | | | | 40-101-000-52-5262-000C | 17.98 |
| Vendor Total: | | | | | | | | | 109.55 |
| 00068 | AT&T Mobility | | | | | | | | |
| | 464-0161 R. Sperl 071814-081714 | 142448 | 877051597_0814 | 091.09.2014 | | | | 40-101-000-52-5265-000C | 95.67 |
| Vendor Total: | | | | | | | | | 95.67 |
| 00069 | AT&T Long Distance | | | | | | | | |
| | District Wide 070914-080814 | 142358 | 854400680_0814 | 084.08.2014 | | | | 40-101-000-52-5262-000C | 2.08 |
| Vendor Total: | | | | | | | | | 2.08 |
| 00070 | AT&T Internet | | | | | | | | |
| | District Wide E-Mail Archive S 080514-090414 | 142357 | 0004113_0914 | 084.08.2014 | | | | 40-000-000-52-5240-000C | 6.38 |
| Vendor Total: | | | | | | | | | 6.38 |
| 00143 | The Brewer Company | | | | | | | | |
| | Seal Coating Materials | 142427 | 29302 | 084.08.2014 | | | | 40-101-000-53-5302-000C | 676.40 |
| | Yellow White Blue | 142515 | 30802 | 091.09.2014 | | | | 40-101-000-53-5302-000C | 286.25 |
| | Poly Cote | 142515 | 30811 | 091.09.2014 | | | | 40-101-000-53-5302-000C | 1,170.00 |
| Vendor Total: | | | | | | | | | 2,132.65 |
| 00152 | Buikemas Ace Hardware | | | | | | | | |
| | Brushes/Tray Liners/Mini Rollers/Putty Knife | 142248 | 346180B | 083.08.2014 | | | | 40-101-000-53-5302-000C | 37.89 |

| Fund | Description | Vendor No | Vendor Name | Line Item Description | Check No | Invoice Number | Batch Number | GL Account Number | Amount |
|---------------|--|-----------|-------------|-----------------------|-------------|-------------------------|--------------|-------------------|-----------|
| Vendor Total: | | | | | | | | | 37.89 |
| 00192 | City of Wheaton | | | | | | | | |
| | Elliot Lake Permit Fee | 142365 | 082214 | | 084.08.2014 | 40-800-822-57-5701-0000 | | | 8,248.10 |
| | Permit Fee - 1356 Gary Ave & 855 Prairie Ave I | 142260 | B14-056 | | 083.08.2014 | 40-000-000-57-5701-0000 | | | 6,712.00 |
| Vendor Total: | | | | | | | | | 14,960.10 |
| 00275 | Faulks Bros. Construction Inc. | | | | | | | | |
| | Infield Mix | 0 | 00206427 | | 084.08.2014 | 40-101-000-53-5349-0000 | | | 624.39 |
| | Dirt Cheap Infield Mix | 0 | 00207004 | | 091.09.2014 | 40-101-000-53-5349-0000 | | | 616.28 |
| Vendor Total: | | | | | | | | | 1,240.67 |
| 00410 | Complete Fence Inc | | | | | | | | |
| | Material for Lincoln Marsh | 142157 | C36867 | | 082.08.2014 | 40-800-822-53-5301-0000 | | | 641.78 |
| Vendor Total: | | | | | | | | | 641.78 |
| 00662 | National Seed | | | | | | | | |
| | Seed and Chemicals | 142196 | 547275SI | | 082.08.2014 | 40-800-822-53-5301-0000 | | | 522.00 |
| Vendor Total: | | | | | | | | | 522.00 |
| 00717 | Paddock Publications Inc., The Daily Herald | | | | | | | | |
| | Bid Notice | 142407 | T4380439 | | 084.08.2014 | 40-000-000-54-5428-0000 | | | 134.55 |
| Vendor Total: | | | | | | | | | 134.55 |
| 00764 | Prairie Material | | | | | | | | |
| | PSI Grade 8 Pile | 142204 | 885688663 | | 082.08.2014 | 40-000-188-57-5701-0000 | | | 3,341.65 |
| | Concrete | 142503 | 885739291 | | 091.09.2014 | 40-000-188-57-5701-0000 | | | 1,131.00 |
| | Concrete | 142503 | 885741241 | | 091.09.2014 | 40-000-188-57-5701-0000 | | | 3,393.00 |
| Vendor Total: | | | | | | | | | 7,865.65 |
| 00794 | RENTALMAX L.L.C. | | | | | | | | |
| | Concrete Wheeler | 142206 | 39202-3 | | 082.08.2014 | 40-000-188-57-5701-0000 | | | 162.37 |
| Vendor Total: | | | | | | | | | 162.37 |
| 00799 | CCS Contractor Equipment & Supply Inc. | | | | | | | | |
| | Supplies for Sensory Garden | 142455 | 11511716 | | 091.09.2014 | 40-000-188-57-5701-0000 | | | 103.20 |
| | Supplies for Sensory Garden | 142455 | 11513145 | | 091.09.2014 | 40-000-188-57-5701-0000 | | | 58.27 |
| | Supplies for Sensory Garden | 142455 | 11516834 | | 091.09.2014 | 40-000-188-57-5701-0000 | | | 190.80 |
| | Supplies for Sensory Garden | 142455 | 11518157 | | 091.09.2014 | 40-000-188-57-5701-0000 | | | 202.07 |
| | Supplies for Sensory Garden | 142455 | 11519453 | | 091.09.2014 | 40-000-188-57-5701-0000 | | | 713.30 |
| | Supplies for Sensory Garden | 142455 | 11520159 | | 091.09.2014 | 40-000-188-57-5701-0000 | | | 203.92 |
| Vendor Total: | | | | | | | | | 1,471.56 |
| 02505 | Village of Lisle | | | | | | | | |
| | Engineering Fee | 142430 | 2200008480 | | 084.08.2014 | 40-000-188-52-5210-0000 | | | 123.77 |
| Vendor Total: | | | | | | | | | 123.77 |
| 03125 | Engineering Resource Associates Inc. | | | | | | | | |
| | Elliot Lake Shoreline | 142375 | 130911.09 | | 084.08.2014 | 40-800-822-57-5701-0000 | | | 2,795.90 |
| | Elliot Lake Shoreline | 142375 | 130911.10 | | 084.08.2014 | 40-800-822-57-5701-0000 | | | 868.65 |
| | Prairie and Cosley Parking Lots | 142375 | 131211.05 | | 084.08.2014 | 40-000-000-57-5701-0000 | | | 3,967.50 |
| | Prairie and Cosley Parking Lots | 142375 | 131211.06 | | 084.08.2014 | 40-000-000-57-5701-0000 | | | 3,259.70 |
| Vendor Total: | | | | | | | | | 10,891.75 |
| 03336 | Mike Gonzalez Trucking Inc. | | | | | | | | |
| | Concrete for PSC | 142193 | 0001360 | | 082.08.2014 | 40-101-000-53-5349-0000 | | | 770.00 |

| Fund | Description | Vendor No | Vendor Name | Line Item Description | Check No | Invoice Number | Batch Number | GL Account Number | Amount |
|-------|----------------------------------|-----------|-------------|---|----------|-----------------|--------------|-------------------------|------------|
| | | | | Screening | 142193 | 0001361 | 082.08.2014 | 40-101-000-53-5302-0000 | 398.00 |
| | | | | Sand | 142193 | 0001361 | 082.08.2014 | 40-800-846-57-5701-0000 | 1,875.00 |
| | | | | Sand & Concrete | 142193 | 0001361 | 082.08.2014 | 40-800-826-57-5701-0000 | 675.00 |
| | | | | Vendor Total: | | | | | 3,718.00 |
| 04036 | Bronze Memorial Company | | | Granger Plaques | 0 | 529969 | 083.08.2014 | 40-101-000-53-5338-0000 | 256.00 |
| | | | | Vendor Total: | | | | | 256.00 |
| 04121 | UMB Bank N.A. | | | PVC Cement | 0 | 0141_1407120000 | 171.08.2014 | 40-000-188-57-5701-0000 | 5.45 |
| | | | | PVC Pipe- Two 10 Foot Sections | 0 | 0141_1407120000 | 171.08.2014 | 40-000-188-57-5701-0000 | 378.26 |
| | | | | Concrete for Sidewalks | 0 | 0141_1407250000 | 171.08.2014 | 40-000-188-57-5701-0000 | 2,433.48 |
| | | | | Transportation-NPRA Conference | 0 | 0208_1407280000 | 171.08.2014 | 40-000-000-54-5432-0000 | 308.70 |
| | | | | Registration-NPRA Conference | 0 | 0208_1407280000 | 171.08.2014 | 40-000-000-54-5432-0000 | 469.00 |
| | | | | Blue Flags | 0 | 0216_1407280000 | 171.08.2014 | 40-000-000-53-5302-0000 | 60.95 |
| | | | | Graf Path | 0 | 0224_1407030000 | 171.08.2014 | 40-101-000-53-5338-0000 | 125.68 |
| | | | | 10 Ft Rebar | 0 | 0224_1407090000 | 171.08.2014 | 40-101-000-53-5302-0000 | 10.40 |
| | | | | Supplies | 0 | 0224_1407170000 | 171.08.2014 | 40-101-000-53-5302-0000 | 146.16 |
| | | | | Concrete Tube | 0 | 0588_1407220000 | 171.08.2014 | 40-101-000-53-5302-0000 | 5.45 |
| | | | | Vendor Total: | | | | | 3,943.53 |
| 04279 | Superior Asphalt Materials LLC | | | 1.77 Ton Asphalt | 142425 | 20140657 | 084.08.2014 | 40-101-000-53-5302-0000 | 215.94 |
| | | | | 1.76 Ton Asphalt | 142425 | 20140664 | 084.08.2014 | 40-101-000-53-5302-0000 | 214.72 |
| | | | | Asphalt Material | 142513 | 20140701 | 091.09.2014 | 40-101-000-53-5302-0000 | 246.44 |
| | | | | Vendor Total: | | | | | 677.10 |
| 05096 | FieldTurf USA Inc | | | Synthetic Turf Graf | 0 | 631461 | 082.08.2014 | 40-000-000-57-5701-0000 | 246,817.47 |
| | | | | Vendor Total: | | | | | 246,817.47 |
| 05104 | Westmore Supply | | | Supplies for Play for All Playground | 142335 | M32723 | 083.08.2014 | 40-000-188-57-5701-0000 | 257.70 |
| | | | | Vendor Total: | | | | | 257.70 |
| 05403 | Wheaton Oaks Office Partners | | | Elliot Lake Temporary Construction Easement | 142224 | 080614 | 082.08.2014 | 40-800-822-57-5701-0000 | 28,000.00 |
| | | | | Vendor Total: | | | | | 28,000.00 |
| 05415 | Integrated Lakes Management Inc. | | | 2014 Native Restoration Landscape Maintenance | 142386 | 20819 | 084.08.2014 | 40-800-826-52-5210-0000 | 8,710.00 |
| | | | | 2014 Native Restoration Landscape Maintenance | 142479 | 21266 | 091.09.2014 | 40-800-826-52-5210-0000 | 4,355.00 |
| | | | | Vendor Total: | | | | | 13,065.00 |
| 05419 | Midwest Salt LLC | | | Rock Salt Supply | 142399 | 425506001854219 | 084.08.2014 | 40-101-000-53-5302-0000 | 4,716.80 |
| | | | | Vendor Total: | | | | | 4,716.80 |
| | | | | Fund Total: | | | | | 342,771.17 |
| 60 | Golf Fund | | | 00007 | | | | | |
| | Aramark | | | Inv# 2078520948 Linen Service Restaurant | 142353 | 2078520948 | 084.08.2014 | 60-612-902-52-5222-0000 | 397.74 |
| | | | | Inv# 2078520948 Linen Service Banquets | 142353 | 2078520948 | 084.08.2014 | 60-612-901-52-5222-0000 | 807.53 |
| | | | | Inv# 2078612009 Linen Service Restaurant | 142353 | 2078612009 | 084.08.2014 | 60-612-902-52-5222-0000 | 398.07 |

| Fund | Description | Vendor No | Vendor Name | Line Item Description | Check No | Invoice Number | Batch Number | GL Account Number | Amount |
|-------|-------------------------|-----------|-------------|--|----------|------------------|--------------|-------------------------|----------|
| | | | | Inv# 2078612009 Linen Service Banquets | 142353 | 2078612009 | 084.08.2014 | 60-612-901-52-5222-000C | 808.20 |
| | | | | Inv# 2078620855 Linen Service Restaurant | 142353 | 2078620855 | 084.08.2014 | 60-612-902-52-5222-000C | 397.74 |
| | | | | Inv# 2078620855 Linen Service Banquets | 142353 | 2078620855 | 084.08.2014 | 60-612-901-52-5222-000C | 807.53 |
| | | | | Inv# 2078630384 Linen Service Restaurant | 142353 | 2078630384 | 084.08.2014 | 60-612-902-52-5222-000C | 398.07 |
| | | | | Inv# 2078630384 Linen Service Banquets | 142353 | 2078630384 | 084.08.2014 | 60-612-901-52-5222-000C | 808.20 |
| | | | | Inv# 2078639568 Linen Service Restaurant | 142353 | 2078639568 | 084.08.2014 | 60-612-902-52-5222-000C | 405.97 |
| | | | | Inv# 2078639568 Linen Service Banquets | 142353 | 2078639568 | 084.08.2014 | 60-612-901-52-5222-000C | 824.24 |
| | | | | | | | | | |
| | | | | Vendor Total: | | | | | 6,053.29 |
| 00018 | Airgas USA LLC | | | Cylinder Rental | 142240 | 9920444668 | 083.08.2014 | 60-000-000-53-5313-000C | 25.79 |
| | | | | | | | | | |
| | | | | Vendor Total: | | | | | 25.79 |
| 00043 | Anderson Pest Solutions | | | Monthly Pest Management Services August 2014 | 0 | 3029290 | 083.08.2014 | 60-000-000-52-5210-000C | 167.92 |
| | | | | Quarterly Pest Management Services | 0 | 3029291 | 083.08.2014 | 60-000-000-52-5210-000C | 108.00 |
| | | | | | | | | | |
| | | | | Vendor Total: | | | | | 275.92 |
| 00064 | AT&T | | | District Wide 070214-080114 | 142144 | 26064006665_0814 | 082.08.2014 | 60-000-415-52-5262-000C | 44.32 |
| | | | | District Wide 070214-080114 | 142144 | 26064006665_0814 | 082.08.2014 | 60-601-000-52-5262-000C | 15.75 |
| | | | | District Wide 070214-080114 | 142144 | 26064006665_0814 | 082.08.2014 | 60-611-000-52-5262-000C | 601.90 |
| | | | | District Wide 070214-080114 | 142144 | 26064006665_0814 | 082.08.2014 | 60-612-901-52-5262-000C | 596.65 |
| | | | | District Wide 070214-080114 | 142144 | 26064006665_0814 | 082.08.2014 | 60-612-902-52-5262-000C | 419.35 |
| | | | | District Wide 070214-080114 | 142144 | 26064006665_0814 | 082.08.2014 | 60-613-000-52-5262-000C | 9.91 |
| | | | | AGC Clubhouse 072014-081914 | 142446 | 6305889356_0814 | 091.09.2014 | 60-611-000-52-5262-000C | 44.22 |
| | | | | AGC Clubhouse 072014-081914 | 142446 | 6305889356_0814 | 091.09.2014 | 60-612-901-52-5262-000C | 44.22 |
| | | | | AGC Clubhouse 072014-081914 | 142446 | 6305889356_0814 | 091.09.2014 | 60-612-902-52-5262-000C | 45.56 |
| | | | | AGC Clubhouse 072314-082214 | 142446 | 6306535864_0814 | 091.09.2014 | 60-611-000-52-5262-000C | 15.21 |
| | | | | AGC Clubhouse 072314-082214 | 142446 | 6306535864_0814 | 091.09.2014 | 60-612-901-52-5262-000C | 15.20 |
| | | | | AGC Clubhouse 072314-082214 | 142446 | 6306535864_0814 | 091.09.2014 | 60-612-902-52-5262-000C | 15.67 |
| | | | | AGC Clubhouse 070514-080414 | 142144 | 6306658609_0814 | 082.08.2014 | 60-612-902-52-5262-000C | 14.75 |
| | | | | AGC Clubhouse 070514-080414 | 142144 | 6306658609_0814 | 082.08.2014 | 60-611-000-52-5262-000C | 14.31 |
| | | | | AGC Clubhouse 070514-080414 | 142144 | 6306658609_0814 | 082.08.2014 | 60-612-901-52-5262-000C | 14.31 |
| | | | | AGC Clubhouse 071714-081614 | 142356 | 630R050364_0814 | 084.08.2014 | 60-611-000-52-5262-000C | 204.14 |
| | | | | AGC Clubhouse 071714-081614 | 142356 | 630R050364_0814 | 084.08.2014 | 60-612-901-52-5262-000C | 204.14 |
| | | | | AGC Clubhouse 071714-081614 | 142356 | 630R050364_0814 | 084.08.2014 | 60-612-902-52-5262-000C | 210.32 |
| | | | | District Wide 071714-081614 | 142356 | 630Z040133_0814 | 084.08.2014 | 60-000-415-52-5262-000C | 8.70 |
| | | | | District Wide 071714-081614 | 142356 | 630Z040133_0814 | 084.08.2014 | 60-601-000-52-5262-000C | 3.09 |
| | | | | District Wide 071714-081614 | 142356 | 630Z040133_0814 | 084.08.2014 | 60-611-000-52-5262-000C | 118.21 |
| | | | | District Wide 071714-081614 | 142356 | 630Z040133_0814 | 084.08.2014 | 60-612-901-52-5262-000C | 117.17 |
| | | | | District Wide 071714-081614 | 142356 | 630Z040133_0814 | 084.08.2014 | 60-612-902-52-5262-000C | 82.36 |
| | | | | District Wide 071714-081614 | 142356 | 630Z040133_0814 | 084.08.2014 | 60-613-000-52-5262-000C | 1.94 |
| | | | | | | | | | |
| | | | | Vendor Total: | | | | | 2,861.40 |
| 00068 | AT&T Mobility | | | 957-8730 A. Bendy 071814-081714 | 142448 | 877051597_0814 | 091.09.2014 | 60-000-000-52-5265-000C | 95.67 |
| | | | | 338-2382 A. Pirhofer 071814-081714 | 142448 | 877051597_0814 | 091.09.2014 | 60-000-000-52-5265-000C | 78.77 |
| | | | | 624-3574 D. Novak 071814-081714 | 142448 | 877051597_0814 | 091.09.2014 | 60-000-000-52-5265-000C | 96.01 |
| | | | | 779-3388 D. Salerno 071814-081714 | 142448 | 877051597_0814 | 091.09.2014 | 60-000-000-52-5265-000C | 89.02 |
| | | | | | | | | | |
| | | | | Vendor Total: | | | | | 359.47 |
| 00069 | AT&T Long Distance | | | District Wide 070914-080814 | 142358 | 854400680_0814 | 084.08.2014 | 60-000-415-52-5262-000C | 1.01 |
| | | | | District Wide 070914-080814 | 142358 | 854400680_0814 | 084.08.2014 | 60-601-000-52-5262-000C | 0.36 |
| | | | | District Wide 070914-080814 | 142358 | 854400680_0814 | 084.08.2014 | 60-611-000-52-5262-000C | 13.70 |
| | | | | District Wide 070914-080814 | 142358 | 854400680_0814 | 084.08.2014 | 60-612-901-52-5262-000C | 13.57 |

| Fund | Description | Vendor No | Vendor Name | | | | |
|-----------|--|-----------|-----------------|--------------|-------------------------|-----------|--|
| Line Item | Description | Check No | Invoice Number | Batch Number | GL Account Number | Amount | |
| | District Wide 070914-080814 | 142358 | 854400680_0814 | 084.08.2014 | 60-612-902-52-5262-000C | 9.54 | |
| | District Wide 070914-080814 | 142358 | 854400680_0814 | 084.08.2014 | 60-613-000-52-5262-000C | 0.23 | |
| | | | | | Vendor Total: | 38.41 | |
| 00070 | AT&T Internet | | | | | | |
| | District Wide E-Mail Archive S 080514-090414 | 142357 | 0004113_0914 | 084.08.2014 | 60-000-000-52-5240-000C | 153.14 | |
| | AGC IP Services 071914-081814 | 142357 | 8310000633_0814 | 084.08.2014 | 60-000-000-52-5211-000C | 240.31 | |
| | | | | | Vendor Total: | 393.45 | |
| 00125 | Black Gold Septic | | | | | | |
| | Pump Outside Grease Trap | 142245 | 3824 | 083.08.2014 | 60-612-000-52-5210-000C | 255.00 | |
| | Clean Lift Station | 142360 | 3885 | 084.08.2014 | 60-000-000-52-5263-000C | 170.00 | |
| | | | | | Vendor Total: | 425.00 | |
| 00132 | Bobs Salt & Feed Service Inc. | | | | | | |
| | Salt Pellets | 142361 | 56700 | 084.08.2014 | 60-000-000-53-5313-000C | 472.97 | |
| | | | | | Vendor Total: | 472.97 | |
| 00135 | Bojo Turf Supply Inc. | | | | | | |
| | Black Onyx and Cyonara 9.7 | 142246 | 54608 | 083.08.2014 | 60-601-000-53-5335-000C | 682.00 | |
| | | | | | Vendor Total: | 682.00 | |
| 00152 | Buikemas Ace Hardware | | | | | | |
| | Building Supplies | 142248 | 345969B | 083.08.2014 | 60-000-000-53-5313-000C | 83.51 | |
| | Building Supplies | 142248 | 345977B | 083.08.2014 | 60-000-000-53-5313-000C | 26.95 | |
| | Building Supplies | 142248 | 345998B | 083.08.2014 | 60-000-000-53-5313-000C | 41.50 | |
| | 8 Tables for Outings | 142248 | 346040B | 083.08.2014 | 60-611-912-53-5342-000C | 359.92 | |
| | Equipment Repairs | 142248 | 346078B | 083.08.2014 | 60-000-000-54-5441-000C | 62.69 | |
| | Misc. Supplies for Painting Shelters | 142248 | 346097B | 083.08.2014 | 60-601-000-53-5313-000C | 99.32 | |
| | Equipment Repairs | 142248 | 346114B | 083.08.2014 | 60-000-000-54-5441-000C | 31.40 | |
| | | | | | Vendor Total: | 705.29 | |
| 00155 | Burris Equipment | | | | | | |
| | Hypro Pump Kit | 142362 | PS87935 | 084.08.2014 | 60-601-000-53-5315-000C | 186.28 | |
| | Buffalo Blower Chute | 142452 | PS88105 | 091.09.2014 | 60-601-000-53-5315-000C | 177.27 | |
| | | | | | Vendor Total: | 363.55 | |
| 00162 | Callaway Golf Company | | | | | | |
| | 4 Iron & Gap Wedge | 142252 | 925346090 | 083.08.2014 | 60-000-000-14-1430-000C | 174.67 | |
| | | | | | Vendor Total: | 174.67 | |
| 00170 | Carquest Auto Parts | | | | | | |
| | 7 Inch Diagonal Pliers | 142152 | 1603-178545 | 082.08.2014 | 60-601-000-53-5315-000C | 12.99 | |
| | Fast Wipes Bucket 130 Count | 142152 | 1603-178545 | 082.08.2014 | 60-601-000-53-5315-000C | 44.52 | |
| | Battery | 142152 | 1603-178545 | 082.08.2014 | 60-601-000-53-5315-000C | 107.30 | |
| | Clear Work Light Led for Roller | 142152 | 1603-178545 | 082.08.2014 | 60-601-000-53-5315-000C | 89.08 | |
| | Core Return Original Inv# 1603-178545 | 142152 | 1603-178545 | 082.08.2014 | 60-601-000-53-5315-000C | -10.00 | |
| | Wiring Clip Base | 142152 | 1603-178547 | 082.08.2014 | 60-601-000-53-5315-000C | 2.91 | |
| | Pigtail | 142152 | 1603-179167 | 082.08.2014 | 60-601-000-53-5315-000C | 54.35 | |
| | Resistor | 142152 | 1603-179167 | 082.08.2014 | 60-601-000-53-5315-000C | 4.84 | |
| | | | | | Vendor Total: | 305.99 | |
| 00179 | Chicagoland Turf | | | | | | |
| | Ace Soil Surfactant | 142155 | INV41662 | 082.08.2014 | 60-601-000-53-5335-000C | 11,614.19 | |
| | Knox Brand Ice Melter | 142258 | INV42131 | 083.08.2014 | 60-000-000-53-5349-000C | 740.88 | |
| | Standard Sparkleen Tablets | 142364 | INV42266 | 084.08.2014 | 60-601-000-53-5313-000C | 68.00 | |

| Fund | Description | Vendor No | Vendor Name | Line Item Description | Check No | Invoice Number | Batch Number | GL Account Number | Amount |
|-------|--------------------------------------|-----------|-------------|--|----------|-----------------|--------------|-------------------------|-----------|
| | | | | Par Aid Ever White Aluminum Cup Sleeve | 142258 | INV42267 | 083.08.2014 | 60-601-000-53-5342-000C | 306.00 |
| | | | | Par Aide Ever White Cup/Sleeves/Accuform Ac | 142364 | INV42288 | 084.08.2014 | 60-601-000-53-5342-000C | 1,584.78 |
| | | | | Cup Hook/Knobs for Flagsticks/Rods | 142364 | INV42300 | 084.08.2014 | 60-601-000-53-5313-000C | 62.54 |
| | | | | Junior Tournament Rod | 142364 | INV42301 | 084.08.2014 | 60-601-000-53-5313-000C | 175.74 |
| | | | | Aluminum Signs | 142364 | INV42305 | 084.08.2014 | 60-601-000-53-5313-000C | 541.55 |
| | | | | Knox Brand Ice Melter | 142258 | INV42320 | 083.08.2014 | 60-000-000-53-5349-000C | 370.44 |
| | | | | Par Aid Drain Plug with Gasket | 142364 | INV42325 | 084.08.2014 | 60-601-000-53-5313-000C | 55.20 |
| | | | | Practice Green Flags Screen Printing | 142258 | INV42355 | 083.08.2014 | 60-601-000-53-5342-000C | 297.20 |
| | | | | Ball Washer Tee Towels | 142258 | INV42374 | 083.08.2014 | 60-601-000-53-5342-000C | 124.29 |
| | | | | Standard Dimple T- Markers Replacement Brush | 142258 | INV42376 | 083.08.2014 | 60-601-000-53-5342-000C | 294.30 |
| | | | | Par Aide Agitator Rubber Gromment | 142258 | INV42415 | 083.08.2014 | 60-601-000-53-5342-000C | 120.35 |
| | | | | Eagle One Fairway Signs | 142258 | INV42439 | 083.08.2014 | 60-601-000-53-5342-000C | 362.60 |
| | | | | Knockdown Defoamer | 142258 | INV42910 | 083.08.2014 | 60-601-000-53-5335-000C | 236.28 |
| | | | | Par Aide Bunker Rake Handles | 142258 | INV43021 | 083.08.2014 | 60-601-000-53-5342-000C | 798.66 |
| | | | | Delux Activator Surfactant | 142258 | INV43471 | 083.08.2014 | 60-601-000-53-5335-000C | 114.10 |
| | | | | Standard T Dimple Silver | 142258 | INV43942 | 083.08.2014 | 60-601-000-53-5342-000C | 169.00 |
| | | | | Runway Marking Foam Knockdown Defoamer | 142258 | INV44381 | 083.08.2014 | 60-601-000-53-5335-000C | 788.32 |
| | | | | Par Aid Directional Signs Green and White | 142258 | INV44506 | 083.08.2014 | 60-601-000-53-5342-000C | 300.16 |
| | | | | Dimple T Markers White | 142364 | INV44899 | 084.08.2014 | 60-601-000-53-5313-000C | 169.00 |
| | | | | Duplex | 142258 | INV45175 | 083.08.2014 | 60-601-000-53-5335-000C | 179.48 |
| | | | | Turfscreen Note: Bid Pricing | 142258 | INV45284 | 083.08.2014 | 60-601-000-53-5335-000C | 960.00 |
| | | | | Ez Tabs Blend of Polymeric Surfactants | 142258 | INV45385 | 083.08.2014 | 60-601-000-53-5335-000C | 314.88 |
| | | | | | | | | Vendor Total: | 20,747.94 |
| 00183 | Chicago Tribune, Tribune Media Group | | | Cube Ad | 142257 | CTC0629115 | 083.08.2014 | 60-000-415-54-5442-000C | 400.00 |
| | | | | | | | | Vendor Total: | 400.00 |
| 00187 | Christensen, Robert | | | Mileage Reimbursement July 2014 | 0 | 073114 | 082.08.2014 | 60-000-000-54-5422-000C | 95.76 |
| | | | | | | | | Vendor Total: | 95.76 |
| 00191 | Cimco Communications Inc. | | | AGC Clubhouse August Service | 142457 | 00047521_0814 | 091.09.2014 | 60-611-000-52-5262-000C | 76.63 |
| | | | | AGC Clubhouse August Service | 142457 | 00047521_0814 | 091.09.2014 | 60-612-901-52-5262-000C | 76.64 |
| | | | | AGC Clubhouse August Service | 142457 | 00047521_0814 | 091.09.2014 | 60-612-902-52-5262-000C | 78.95 |
| | | | | | | | | Vendor Total: | 232.22 |
| 00192 | City of Wheaton | | | July Board Meeting | 142259 | 00348089 | 083.08.2014 | 60-000-000-54-5401-000C | 105.00 |
| | | | | | | | | Vendor Total: | 105.00 |
| 00193 | City of Wheaton | | | AGC Clubhouse 070914-080614 | 142366 | 0293553000_0814 | 084.08.2014 | 60-000-000-52-5264-000C | 1,222.83 |
| | | | | AGC Maint Bld 070914-080614 | 142366 | 0293553100_0814 | 084.08.2014 | 60-000-000-52-5264-000C | 209.11 |
| | | | | | | | | Vendor Total: | 1,431.94 |
| 00221 | DIRECTV | | | Inv# 2387136104 Service Period 8/21/14-9/20/14 | 142464 | 23920804964 | 091.09.2014 | 60-612-000-52-5210-000C | 1,266.98 |
| | | | | | | | | Vendor Total: | 1,266.98 |
| 00237 | Dreisilker Electric Motors | | | Parts for Repairs | 0 | 1927996 | 084.08.2014 | 60-000-000-54-5441-000C | 659.93 |
| | | | | | | | | Vendor Total: | 659.93 |
| 00250 | DuPage Convention & Visitors Bureau | | | Visitor Guide Ad | 142372 | 2031 | 084.08.2014 | 60-612-415-54-5426-000C | 1,000.00 |

| Fund | Description | Vendor No | Vendor Name | Line Item Description | Check No | Invoice Number | Batch Number | GL Account Number | Amount |
|---------------|---|-----------|---------------|-----------------------|-------------------------|----------------|--------------|-------------------|-----------|
| Vendor Total: | | | | | | | | | 1,000.00 |
| 00269 | Euclid Beverage | | | | | | | | |
| | Inv# 19536/1121887 Glassware | 142466 | 19536/1121887 | 091.09.2014 | 60-612-902-53-5306-000C | | | | 360.00 |
| | Inv# 8177815663 Liquor | 142271 | 8177815663 | 083.08.2014 | 60-000-000-14-1412-000C | | | | 543.40 |
| | Inv# 8177815987 Beer | 142164 | 8177815987 | 082.08.2014 | 60-000-000-14-1412-000C | | | | 2,499.25 |
| | Inv# 8177816012 Liquor | 142271 | 8177816012 | 083.08.2014 | 60-000-000-14-1412-000C | | | | 2,637.30 |
| | Inv# 8177816046 Liquor | 142271 | 8177816046 | 083.08.2014 | 60-000-000-14-1412-000C | | | | 1,557.55 |
| | Inv# 8177816067 Beer | 142376 | 8177816067 | 084.08.2014 | 60-000-000-14-1412-000C | | | | 1,197.75 |
| | Inv# 8177816119 Beer | 142466 | 8177816119 | 091.09.2014 | 60-000-000-14-1412-000C | | | | 1,402.50 |
| | Inv# 8177816145 Beer | 142466 | 8177816145 | 091.09.2014 | 60-000-000-14-1412-000C | | | | 2,508.20 |
| | Inv# 9600203932 Beer | 142376 | 9600203932 | 084.08.2014 | 60-000-000-14-1412-000C | | | | 1,702.05 |
| Vendor Total: | | | | | | | | | 14,408.00 |
| 00275 | Faulks Bros, Construction Inc. | | | | | | | | |
| | Fines Free Topdressing | 0 | 00207089 | 091.09.2014 | 60-601-000-53-5331-000C | | | | 1,825.08 |
| Vendor Total: | | | | | | | | | 1,825.08 |
| 00289 | Footjoy | | | | | | | | |
| | FJ Shoe | 142274 | 5780442 | 083.08.2014 | 60-000-000-14-1430-000C | | | | 120.94 |
| | FJ Shoe | 142274 | 5780442 | 083.08.2014 | 60-000-000-14-1430-000C | | | | 125.59 |
| | Premium Shoe Trees | 142274 | 5780442 | 083.08.2014 | 60-000-000-14-1430-000C | | | | 53.59 |
| | Premium Shoe Trees | 142274 | 5780442 | 083.08.2014 | 60-000-000-14-1430-000C | | | | 61.59 |
| | Thermal Base Layers | 142274 | 5781318 | 083.08.2014 | 60-000-000-14-1430-000C | | | | 62.41 |
| | FJ Shoe | 142469 | 5788948 | 091.09.2014 | 60-000-000-14-1430-000C | | | | 115.20 |
| | FJ Shoe & Superlites | 142469 | 5800719 | 091.09.2014 | 60-000-000-14-1431-000C | | | | 180.91 |
| | Return FJ Shoe Model 53401 M 12.0 | 142469 | 6508652 | 091.09.2014 | 60-000-000-14-1431-000C | | | | -115.00 |
| Vendor Total: | | | | | | | | | 605.23 |
| 00293 | Fortune Fish Company | | | | | | | | |
| | Inv# 203137 Seafood | 142379 | 203137 | 084.08.2014 | 60-000-000-14-1411-000C | | | | 326.82 |
| | Inv# 203137 General Grocery | 142379 | 203137 | 084.08.2014 | 60-000-000-14-1415-000C | | | | 1,072.72 |
| | Inv# 205120 General Grocery | 142379 | 205120 | 084.08.2014 | 60-000-000-14-1415-000C | | | | 212.52 |
| | Inv# 205131 General Grocery | 142379 | 205131 | 084.08.2014 | 60-000-000-14-1415-000C | | | | 18.00 |
| | Inv# 205131 Seafood | 142379 | 205131 | 084.08.2014 | 60-000-000-14-1411-000C | | | | 235.05 |
| | Inv# 206564 Seafood | 142379 | 206564 | 084.08.2014 | 60-000-000-14-1411-000C | | | | 190.20 |
| | Inv# 207944 Seafood | 142379 | 207944 | 084.08.2014 | 60-000-000-14-1411-000C | | | | 408.84 |
| | Inv# 209444 Seafood | 142379 | 209444 | 084.08.2014 | 60-000-000-14-1411-000C | | | | 160.40 |
| | Inv# 210349 Seafood | 142379 | 210349 | 084.08.2014 | 60-000-000-14-1411-000C | | | | 145.81 |
| | Inv# 210349 General Grocery | 142379 | 210349 | 084.08.2014 | 60-000-000-14-1415-000C | | | | 220.35 |
| | Inv# 212525 General Grocery | 142379 | 212525 | 084.08.2014 | 60-000-000-14-1415-000C | | | | 232.87 |
| | Inv# 213918 Seafood | 142379 | 213918 | 084.08.2014 | 60-000-000-14-1411-000C | | | | 81.05 |
| | Inv# 213939 General Grocery (Less Returned It | 142379 | 213939 | 084.08.2014 | 60-000-000-14-1415-000C | | | | 57.00 |
| | Inv# 213939 Seafood (Less Returned Item) | 142379 | 213939 | 084.08.2014 | 60-000-000-14-1411-000C | | | | 341.85 |
| | Inv# 215351 Seafood | 142379 | 215351 | 084.08.2014 | 60-000-000-14-1411-000C | | | | 50.03 |
| | Inv# 215363 Seafood | 142379 | 215363 | 084.08.2014 | 60-000-000-14-1411-000C | | | | 328.85 |
| | Inv# 215365 Seafood | 142379 | 215365 | 084.08.2014 | 60-000-000-14-1411-000C | | | | 47.46 |
| | Inv# 216534 Seafood | 142379 | 216534 | 084.08.2014 | 60-000-000-14-1411-000C | | | | 224.38 |
| | Inv# 216534 General Grocery | 142379 | 216534 | 084.08.2014 | 60-000-000-14-1415-000C | | | | 669.84 |
| | Inv# 217681 Seafood | 142379 | 217681 | 084.08.2014 | 60-000-000-14-1411-000C | | | | 173.80 |
| | Inv# 217681 General Grocery | 142379 | 217681 | 084.08.2014 | 60-000-000-14-1415-000C | | | | 283.24 |
| | Inv# 218708 Seafood | 142379 | 218708 | 084.08.2014 | 60-000-000-14-1411-000C | | | | 239.65 |
| | Inv# 219067 Seafood | 142379 | 219067 | 084.08.2014 | 60-000-000-14-1411-000C | | | | 30.00 |
| | Inv# 220298 General Grocery | 142379 | 220298 | 084.08.2014 | 60-000-000-14-1415-000C | | | | 56.50 |
| | Inv# 221055 General Grocery | 142379 | 221055 | 084.08.2014 | 60-000-000-14-1415-000C | | | | 44.70 |
| | Inv# 221055 Seafood | 142379 | 221055 | 084.08.2014 | 60-000-000-14-1411-000C | | | | 277.05 |
| | Inv# 222494 Seafood | 142379 | 222494 | 084.08.2014 | 60-000-000-14-1411-000C | | | | 498.04 |

| Fund | Description | Vendor No | Vendor Name | Line Item Description | Check No | Invoice Number | Batch Number | GL Account Number | Amount |
|-------|-------------------------------|-----------|-------------|---|----------|-----------------|--------------|-------------------------|-----------|
| | | | | Inv# 223509 Seafood | 142379 | 223509 | 084.08.2014 | 60-000-000-14-1411-0000 | 137.25 |
| | | | | Inv# 224763 Seafood | 142470 | 224763 | 091.09.2014 | 60-000-000-14-1411-0000 | 285.45 |
| | | | | Inv# 224763 Meat | 142470 | 224763 | 091.09.2014 | 60-000-000-14-1411-0000 | 44.70 |
| | | | | Inv# 224763 General Grocery | 142470 | 224763 | 091.09.2014 | 60-000-000-14-1415-0000 | 338.98 |
| | | | | Inv# 225850 Seafood | 142470 | 225850 | 091.09.2014 | 60-000-000-14-1411-0000 | 295.95 |
| | | | | Inv# 226963 General Grocery (Less Undelivered | 142470 | 226963 | 091.09.2014 | 60-000-000-14-1415-0000 | 495.16 |
| | | | | Inv# 228327 General Grocery | 142470 | 228327 | 091.09.2014 | 60-000-000-14-1415-0000 | 384.36 |
| | | | | Inv# 228342 General Grocery | 142470 | 228342 | 091.09.2014 | 60-000-000-14-1415-0000 | 56.25 |
| | | | | Inv# 228342 Meat | 142470 | 228342 | 091.09.2014 | 60-000-000-14-1411-0000 | 44.70 |
| | | | | Inv# 228342 Seafood | 142470 | 228342 | 091.09.2014 | 60-000-000-14-1415-0000 | 737.92 |
| | | | | Inv# 229716 Seafood | 142470 | 229716 | 091.09.2014 | 60-000-000-14-1411-0000 | 150.78 |
| | | | | Inv# 230794 Seafood | 142470 | 230794 | 091.09.2014 | 60-000-000-14-1411-0000 | 208.47 |
| | | | | Vendor Total: | | | | | 9,806.99 |
| 00294 | Fox River Foods Inc. | | | Custodial & Cleaning Supplies | 142471 | 207553 | 091.09.2014 | 60-612-000-53-5316-0000 | 1,374.01 |
| | | | | Parts for Kitchen Equipment | 142275 | 972281 | 083.08.2014 | 60-612-000-54-5441-0000 | 307.97 |
| | | | | Part for Kitchen Equipment | 142275 | 977128 | 083.08.2014 | 60-612-000-54-5441-0000 | 97.10 |
| | | | | Kitchen & Cleaning Supplies | 142275 | 983240 | 083.08.2014 | 60-612-000-53-5316-0000 | 1,590.96 |
| | | | | Vendor Total: | | | | | 3,370.04 |
| 00295 | Wirtz Beverage Illinois LLC | | | Inv# 1011855935 Liquor | 142341 | 1011855935 | 083.08.2014 | 60-000-000-14-1412-0000 | 525.00 |
| | | | | Inv# 1011858002 Liquor | 142341 | 1011858002 | 083.08.2014 | 60-000-000-14-1412-0000 | 1,481.44 |
| | | | | Inv# 1011859099 Liquor | 142341 | 1011859099 | 083.08.2014 | 60-000-000-14-1412-0000 | 2,739.98 |
| | | | | Inv# 1011866002 Liquor | 142435 | 1011866002 | 084.08.2014 | 60-000-000-14-1412-0000 | 1,455.47 |
| | | | | Inv# 1011879012 Liquor | 142435 | 1011879012 | 084.08.2014 | 60-000-000-14-1412-0000 | 1,704.03 |
| | | | | Vendor Total: | | | | | 7,905.92 |
| 00386 | Hagg Press Inc | | | Kids Menus | 0 | 56118 | 084.08.2014 | 60-612-415-54-5426-0000 | 293.93 |
| | | | | Vendor Total: | | | | | 293.93 |
| 00395 | Harris Motor Sports Inc | | | Invoice # 02-105646 Datalink Carts | 0 | 02-105646 | 083.08.2014 | 60-611-000-52-5220-0000 | 980.00 |
| | | | | Vendor Total: | | | | | 980.00 |
| 00417 | Constellation NewEnergy Inc. | | | AGC Clubhouse 071614-081314 | 142369 | 0581101000_0814 | 084.08.2014 | 60-000-000-52-5260-0000 | 19.59 |
| | | | | AGC Clubhouse 071614-081314 | 142369 | 6414622009_0814 | 084.08.2014 | 60-000-000-52-5260-0000 | 12,555.12 |
| | | | | Vendor Total: | | | | | 12,574.71 |
| 00419 | Consumers Packing Co. | | | Inv# 298123 Meat | 0 | 298123 | 082.08.2014 | 60-000-000-14-1411-0000 | 3,574.38 |
| | | | | Inv# 298218 Meat | 0 | 298218 | 082.08.2014 | 60-000-000-14-1411-0000 | 2,631.26 |
| | | | | Inv# 298301 Meat | 0 | 298301 | 083.08.2014 | 60-000-000-14-1411-0000 | 2,195.37 |
| | | | | Inv# 298388 Meat | 0 | 298388 | 083.08.2014 | 60-000-000-14-1411-0000 | 3,083.62 |
| | | | | Inv# 298447 Meat | 0 | 298447 | 091.09.2014 | 60-000-000-14-1411-0000 | 4,810.93 |
| | | | | Inv# 298519 Meat | 0 | 298519 | 091.09.2014 | 60-000-000-14-1411-0000 | 1,421.18 |
| | | | | Inv# 298604 Meat | 0 | 298604 | 091.09.2014 | 60-000-000-14-1411-0000 | 4,567.90 |
| | | | | Inv# 298686 Meat | 0 | 298686 | 091.09.2014 | 60-000-000-14-1411-0000 | 547.68 |
| | | | | Inv# 298702 Meat | 0 | 298702 | 091.09.2014 | 60-000-000-14-1411-0000 | 2,218.05 |
| | | | | Vendor Total: | | | | | 25,050.37 |
| 00475 | INTEGRYS ENERGY SERVICES INC. | | | AGC Clubhouse 070114-073114 | 142180 | 2400503855_0714 | 082.08.2014 | 60-000-000-52-5261-0000 | 1,441.63 |

| Fund | Description | Vendor No | Vendor Name | | | | | |
|---|----------------------------------|----------------|--------------|-------------------------|----------|--|--|--|
| Line Item Description | Check No | Invoice Number | Batch Number | GL Account Number | Amount | | | |
| Vendor Total: | | | | | 1,441.63 | | | |
| 00532 | KRANZ INCORPORATED | | | | | | | |
| Custodial and Cleaning Supplies | 142187 | 1586893-00 | 082.08.2014 | 60-000-000-53-5316-000C | 969.54 | | | |
| Custodial and Cleaning Supplies | 142187 | 1588139-00 | 082.08.2014 | 60-000-000-53-5316-000C | 693.25 | | | |
| Custodial and Cleaning Supplies | 142187 | 1588139-01 | 082.08.2014 | 60-000-000-53-5316-000C | 276.57 | | | |
| Custodial & Cleaning Supplies | 142483 | 1589374-00 | 091.09.2014 | 60-000-000-53-5316-000C | 821.14 | | | |
| Custodial & Cleaning Supplies | 142483 | 1589374-01 | 091.09.2014 | 60-000-000-53-5316-000C | 153.40 | | | |
| Vendor Total: | | | | | 2,913.90 | | | |
| 00588 | MANAU CUTLERY INC. | | | | | | | |
| Inv# 148235 Cutlery Service | 142392 | 148235 | 084.08.2014 | 60-612-000-52-5210-000C | 40.00 | | | |
| Inv# 148316 Cutlery Service | 142487 | 148316 | 091.09.2014 | 60-612-000-52-5210-000C | 40.00 | | | |
| Vendor Total: | | | | | 80.00 | | | |
| 00615 | MENARDS WEST CHICAGO | | | | | | | |
| Building Supplies | 142192 | 48609 | 082.08.2014 | 60-000-000-53-5313-000C | 488.07 | | | |
| Building Supplies | 142192 | 49023 | 082.08.2014 | 60-000-000-53-5313-000C | 63.49 | | | |
| Vendor Total: | | | | | 551.56 | | | |
| 00675 | Nels J. Johnson Tree Experts Inc | | | | | | | |
| Ash Tree Removal | 142197 | 103228 | 082.08.2014 | 60-601-000-54-5419-000C | 1,937.50 | | | |
| Ash Tree Removal | 142197 | 103232 | 082.08.2014 | 60-601-000-54-5419-000C | 1,937.50 | | | |
| Routing of 20 Stumps | 142197 | 103302 | 082.08.2014 | 60-601-000-54-5419-000C | 525.00 | | | |
| Vendor Total: | | | | | 4,400.00 | | | |
| 00702 | OAK MILL BAKERY | | | | | | | |
| Inv# W177432 Premium Banquets | 142306 | W177432 | 083.08.2014 | 60-612-901-52-5292-000C | 370.55 | | | |
| Inv# W177579 Premium Banquets | 142306 | W177579 | 083.08.2014 | 60-612-901-52-5292-000C | 316.75 | | | |
| Inv# W177750 Premium Banquets | 142406 | W177750 | 084.08.2014 | 60-612-901-52-5292-000C | 434.30 | | | |
| Inv# W177801 Premium Banquets | 142406 | W177801 | 084.08.2014 | 60-612-901-52-5292-000C | 318.50 | | | |
| Inv# W177952 General Grocery | 142406 | W177952 | 084.08.2014 | 60-000-000-14-1415-000C | 59.90 | | | |
| Inv# W177952 Premium Banquets | 142406 | W177952 | 084.08.2014 | 60-612-901-52-5292-000C | 273.00 | | | |
| Inv# W177980 Premium Banquets | 142406 | W177980 | 084.08.2014 | 60-612-901-52-5292-000C | 309.75 | | | |
| Inv# W178185 Premium Banquets | 142496 | W178185 | 091.09.2014 | 60-612-901-52-5292-000C | 455.40 | | | |
| Inv# W178194 Premium Banquets | 142496 | W178194 | 091.09.2014 | 60-612-901-52-5292-000C | 485.55 | | | |
| Vendor Total: | | | | | 3,023.70 | | | |
| 00719 | PADDOCK PUBLICATIONS INC | | | | | | | |
| Daily Herald Subscription 07/26/14-08/22/14 | 142201 | 074421 | 082.08.2014 | 60-000-000-54-5425-000C | 33.00 | | | |
| Vendor Total: | | | | | 33.00 | | | |
| 00734 | PAYCHEX MAJOR MARKET SERVICES | | | | | | | |
| 8/8/14 Payroll Processing | 0 | 915440 | 141.08.2014 | 60-000-000-52-5211-000C | 429.02 | | | |
| 8/22/14 Payroll Processing | 0 | 917772 | 141.08.2014 | 60-000-000-52-5211-000C | 404.54 | | | |
| Vendor Total: | | | | | 833.56 | | | |
| 00742 | Pepsi Beverages Company | | | | | | | |
| Inv# 25191451 Non-Alcoholic Beverages | 142203 | 25191451 | 082.08.2014 | 60-000-000-14-1416-000C | 1,241.33 | | | |
| Inv# 95788002 Non-Alcoholic Beverages | 142312 | 95788002 | 083.08.2014 | 60-000-000-14-1416-000C | 1,168.45 | | | |
| Inv# 96686051 Non-Alcoholic Beverages | 142409 | 96686051 | 084.08.2014 | 60-000-000-14-1416-000C | 1,273.05 | | | |
| Inv# 97574503 Non-Alcoholic Beverages | 142409 | 97574503 | 084.08.2014 | 60-000-000-14-1416-000C | 2,212.51 | | | |
| Vendor Total: | | | | | 5,895.34 | | | |
| 00776 | RackM Up Distributors Inc. | | | | | | | |
| Lift Inspection | 142414 | 41871 | 084.08.2014 | 60-601-000-53-5315-000C | 150.00 | | | |

| Fund | Description | | | | | | |
|--|----------------------------|----------------|--------------|-------------------------|-----------|--|------------|
| Vendor No | Vendor Name | | | | | | |
| Line Item Description | Check No | Invoice Number | Batch Number | GL Account Number | Amount | | |
| Vendor Total: | | | | | | | 150.00 |
| 00792 | Reinders Inc | | | | | | |
| Spring Compression | 0 | 1497411-00 | 082.08.2014 | 60-601-000-53-5315-000C | 6.00 | | |
| Retaining Ring | 0 | 1497411-00 | 082.08.2014 | 60-601-000-53-5315-000C | 15.23 | | |
| Key | 0 | 1497411-00 | 082.08.2014 | 60-601-000-53-5315-000C | 6.00 | | |
| V-Belt | 0 | 1497411-00 | 082.08.2014 | 60-601-000-53-5315-000C | 29.70 | | |
| Gear Pinion | 0 | 1497411-01 | 082.08.2014 | 60-601-000-53-5315-000C | 30.60 | | |
| Discharge Door Assembly | 0 | 1497411-01 | 082.08.2014 | 60-601-000-53-5315-000C | 102.48 | | |
| Special Screw | 0 | 1499220-00 | 082.08.2014 | 60-601-000-53-5315-000C | 24.00 | | |
| Bedknife | 0 | 1499220-00 | 082.08.2014 | 60-601-000-53-5315-000C | 280.80 | | |
| Bedknife | 0 | 1499220-00 | 082.08.2014 | 60-601-000-53-5315-000C | 239.02 | | |
| Tine Solid Needle Tine | 0 | 1544158-00 | 082.08.2014 | 60-601-000-53-5315-000C | 431.07 | | |
| 2 Greensmaster 3320 (IPA Pricing) | 0 | 4030305-00 | 082.08.2014 | 60-601-000-57-5706-000C | 65,250.10 | | |
| Greensmaster 3320 (IPA Pricing) | 0 | 4030309-00 | 082.08.2014 | 60-601-000-57-5706-000C | 32,625.05 | | |
| Procore 648 (IPA Pricing) | 0 | 4030310-00 | 082.08.2014 | 60-601-000-57-5706-000C | 21,638.14 | | |
| PVC Repair Coupling 2 inch | 0 | 4030677-00 | 082.08.2014 | 60-601-000-53-5343-000C | 50.36 | | |
| PVC Repair Coupling 2-1/2 inch | 0 | 4030677-00 | 082.08.2014 | 60-601-000-53-5343-000C | 81.30 | | |
| 2 inch x 1-1/2 inch PVC Gasket Service Tee | 0 | 4030677-00 | 082.08.2014 | 60-601-000-53-5343-000C | 35.44 | | |
| 20 Ft 2 inch SDR21 Pipe | 0 | 4030768-00 | 082.08.2014 | 60-601-000-53-5343-000C | 18.48 | | |
| 1 Qt O-Ring Lubricant | 0 | 4030768-00 | 082.08.2014 | 60-601-000-53-5343-000C | 10.11 | | |
| Vendor Total: | | | | | | | 120,873.88 |
| 00825 | Russo Hardware Inc | | | | | | |
| Pruner | 142208 | 2090347 | 082.08.2014 | 60-601-000-53-5306-000C | 85.98 | | |
| Oil Filters | 142208 | 2093575 | 082.08.2014 | 60-601-000-53-5315-000C | 48.30 | | |
| Gasket | 142208 | 2093578 | 082.08.2014 | 60-601-000-53-5315-000C | 1.49 | | |
| Cylinder Head | 142415 | 2103130 | 084.08.2014 | 60-601-000-53-5315-000C | 148.18 | | |
| Short Block 230 | 142415 | 2103130 | 084.08.2014 | 60-601-000-53-5315-000C | 115.14 | | |
| Short Block ES2100/PB2100 | 142415 | 2103130 | 084.08.2014 | 60-601-000-53-5315-000C | 104.85 | | |
| Engine Gasket Set | 142415 | 2103130 | 084.08.2014 | 60-601-000-53-5315-000C | 34.08 | | |
| Vendor Total: | | | | | | | 538.02 |
| 00841 | Schamberger Bros. Inc. | | | | | | |
| Inv# 9347 Liquor | 142318 | 9347 | 083.08.2014 | 60-000-000-14-1412-000C | 477.00 | | |
| Inv# 9678 Liquor | 142509 | 9678 | 091.09.2014 | 60-000-000-14-1412-000C | 783.00 | | |
| Vendor Total: | | | | | | | 1,260.00 |
| 00851 | Shanes Office Products | | | | | | |
| General Office Supplies | 142210 | 0339223-001 | 082.08.2014 | 60-000-000-53-5302-000C | 47.88 | | |
| General Office Supplies | 142210 | 0339616-001 | 082.08.2014 | 60-000-000-53-5302-000C | 901.46 | | |
| General Office Supplies | 142210 | 0339616-002 | 082.08.2014 | 60-000-000-53-5302-000C | 4.49 | | |
| Vendor Total: | | | | | | | 953.83 |
| 00874 | SOUTHERN WINE & SPIRITS OF | | | | | | |
| Inv# 4121181 Liquor | 142322 | 4121181 | 083.08.2014 | 60-000-000-14-1412-000C | 1,309.29 | | |
| Inv# 4134271 Liquor | 142422 | 4134271 | 084.08.2014 | 60-000-000-14-1412-000C | 1,929.66 | | |
| Inv# 4140255 Liquor | 142422 | 4140255 | 084.08.2014 | 60-000-000-14-1412-000C | 1,667.68 | | |
| Inv# 4146652 Liquor | 142422 | 4146652 | 084.08.2014 | 60-000-000-14-1412-000C | 579.32 | | |
| Vendor Total: | | | | | | | 5,485.95 |
| 00905 | Stoller, Bruce | | | | | | |
| Mileage Reimbursement July 2014 | 142214 | 073114 | 082.08.2014 | 60-000-000-54-5422-000C | 38.64 | | |
| Vendor Total: | | | | | | | 38.64 |
| 00911 | Stuever & Sons Inc | | | | | | |
| Inv# 71323 Beer Line Cleaning | 142215 | 0071323 | 082.08.2014 | 60-612-000-52-5210-000C | 105.00 | | |

| Fund | Description | Vendor No | Vendor Name | Line Item Description | Check No | Invoice Number | Batch Number | GL Account Number | Amount |
|-------|----------------------------------|-----------|-------------|---|----------|-----------------|--------------|------------------------|-----------|
| | | | | Inv# 71441 Beer Line Cleaning at Arrowhead | 142424 | 0071441 | 084.08.2014 | 60-612-000-52-5210-000 | 85.00 |
| | | | | Inv# 0074315 Beerline Cleaning-Arrowhead | 142512 | 0074315 | 091.09.2014 | 60-612-000-52-5210-000 | 105.00 |
| | | | | | | | | Vendor Total: | 295.00 |
| 00923 | Superior Beverage Co. Inc. | | | | | | | | |
| | | | | Inv# 517211 Liquor | 142324 | 517211 | 083.08.2014 | 60-000-000-14-1412-000 | 499.15 |
| | | | | | | | | Vendor Total: | 499.15 |
| 00956 | TITLEIST | | | | | | | | |
| | | | | NXT Tour | 142428 | 0019985 | 084.08.2014 | 60-000-000-14-1432-000 | 1,315.12 |
| | | | | Velocity | 142428 | 0019985 | 084.08.2014 | 60-000-000-14-1432-000 | 2,060.39 |
| | | | | DT Solo | 142428 | 0019985 | 084.08.2014 | 60-000-000-14-1432-000 | 1,027.13 |
| | | | | | | | | Vendor Total: | 4,402.64 |
| 00996 | ValPak of Chicagoland | | | | | | | | |
| | | | | September Coupon for Restaurant | 142331 | 152944 | 083.08.2014 | 60-612-415-54-5426-000 | 820.00 |
| | | | | | | | | Vendor Total: | 820.00 |
| 01023 | Waste Management of Illinois Inc | | | | | | | | |
| | | | | AGC Clubhouse September Service | 142520 | 1520020114_0914 | 091.09.2014 | 60-000-000-52-5263-000 | 628.21 |
| | | | | | | | | Vendor Total: | 628.21 |
| 01043 | Wheaton Sanitary District | | | | | | | | |
| | | | | AGC Maint Bld 070914-080614 | 142433 | 036235000_0814 | 084.08.2014 | 60-000-000-52-5264-000 | 81.34 |
| | | | | AGC Clubhouse 070914-080614 | 142433 | 036431000_0814 | 084.08.2014 | 60-000-000-52-5264-000 | 616.50 |
| | | | | | | | | Vendor Total: | 697.84 |
| 01053 | Wilson Sporting Goods Company | | | | | | | | |
| | | | | Wilson Glove Order | 142226 | 4515236853 | 082.08.2014 | 60-000-000-14-1431-000 | 5,434.90 |
| | | | | Credit from Wilson Glove Order | 142226 | 4710748413 | 082.08.2014 | 60-000-000-14-1431-000 | -170.00 |
| | | | | Credit from Wilson Glove Order | 142226 | 4710748414 | 082.08.2014 | 60-000-000-14-1431-000 | -1,681.50 |
| | | | | | | | | Vendor Total: | 3,583.40 |
| 01058 | Windy City Distributing LLC | | | | | | | | |
| | | | | Inv# 485810 Liquor | 142340 | 485810 | 083.08.2014 | 60-000-000-14-1415-000 | 712.31 |
| | | | | Inv# 486740 Liquor | 142340 | 486740 | 083.08.2014 | 60-000-000-14-1412-000 | 532.18 |
| | | | | Inv# 488812 Beer | 142522 | 488812 | 091.09.2014 | 60-000-000-14-1412-000 | 808.77 |
| | | | | Inv# 490169 Beer | 142522 | 490169 | 091.09.2014 | 60-000-000-14-1412-000 | 497.97 |
| | | | | | | | | Vendor Total: | 2,551.23 |
| 01067 | Wittek Golf Supply Co Inc. | | | | | | | | |
| | | | | Yardage Marker | 142342 | 318451 | 083.08.2014 | 60-611-912-53-5342-000 | 93.25 |
| | | | | Yardage Markers | 142342 | 318451 | 083.08.2014 | 60-611-912-53-5342-000 | 390.84 |
| | | | | | | | | Vendor Total: | 484.09 |
| 01111 | MUZAK LLC | | | | | | | | |
| | | | | Inv# 50976685 Muzak Services AGC 9/1/14-9/3 | 142492 | 50976685 | 091.09.2014 | 60-612-000-52-5210-000 | 98.29 |
| | | | | | | | | Vendor Total: | 98.29 |
| 02231 | Sysco-Chicago | | | | | | | | |
| | | | | Inv# 407122821 Restaurant Supplies | 0 | 407122821 | 084.08.2014 | 60-612-902-53-5388-000 | 367.25 |
| | | | | Inv# 407122824 Restaurant Supplies | 0 | 407122824 | 084.08.2014 | 60-612-902-53-5388-000 | 222.58 |
| | | | | Inv# 407240797 Restaurant Supplies | 0 | 407240797 | 084.08.2014 | 60-612-902-53-5388-000 | 326.34 |
| | | | | Inv# 407262683 Custodial & Cleaning | 0 | 407262683 | 083.08.2014 | 60-000-000-53-5316-000 | 822.52 |
| | | | | Inv# 407280319 Dairy | 0 | 407280319 | 083.08.2014 | 60-000-000-14-1414-000 | 941.45 |
| | | | | Inv# 407280319 Meat | 0 | 407280319 | 083.08.2014 | 60-000-000-14-1411-000 | 50.30 |

| Fund | Description | Vendor No | Vendor Name | Line Item Description | Check No | Invoice Number | Batch Number | GL Account Number | Amount |
|------|-------------|-----------|-------------|---|----------|----------------|--------------|-------------------------|--------|
| | | | | Inv# 407280319 Meat | 0 | 407280319 | 083.08.2014 | 60-000-000-14-1411-000C | 256.36 |
| | | | | Inv# 407280319 Meat | 0 | 407280319 | 083.08.2014 | 60-000-000-14-1411-000C | 473.04 |
| | | | | Inv# 407280319 General Grocery | 0 | 407280319 | 083.08.2014 | 60-000-000-14-1415-000C | 815.60 |
| | | | | Inv# 407280319 General Grocery | 0 | 407280319 | 083.08.2014 | 60-000-000-14-1415-000C | 212.33 |
| | | | | Inv# 407280319 Restaurant Supplies | 0 | 407280319 | 083.08.2014 | 60-612-902-53-5388-000C | 359.61 |
| | | | | Inv# 407280319 Custodial & Cleaning | 0 | 407280319 | 083.08.2014 | 60-612-000-53-5316-000C | 75.34 |
| | | | | Inv# 407280319 Restaurant Supplies | 0 | 407280319 | 083.08.2014 | 60-612-902-53-5388-000C | 67.11 |
| | | | | Inv# 407280319 Produce | 0 | 407280319 | 083.08.2014 | 60-000-000-14-1413-000C | 42.69 |
| | | | | Inv# 407280319 Non-Alcoholic Beverages | 0 | 407280319 | 083.08.2014 | 60-000-000-14-1416-000C | 63.53 |
| | | | | Inv# 407311346 Dairy | 0 | 407311346 | 083.08.2014 | 60-000-000-14-1414-000C | 974.06 |
| | | | | Inv# 407311346 Meat | 0 | 407311346 | 083.08.2014 | 60-000-000-14-1411-000C | 91.95 |
| | | | | Inv# 407311346 Meat | 0 | 407311346 | 083.08.2014 | 60-000-000-14-1411-000C | 80.03 |
| | | | | Inv# 407311346 Meat | 0 | 407311346 | 083.08.2014 | 60-000-000-14-1411-000C | 579.12 |
| | | | | Inv# 407311346 General Grocery | 0 | 407311346 | 083.08.2014 | 60-000-000-14-1415-000C | 847.84 |
| | | | | Inv# 407311346 General Grocery | 0 | 407311346 | 083.08.2014 | 60-000-000-14-1415-000C | 291.47 |
| | | | | Inv# 407311346 Restaurant Supplies | 0 | 407311346 | 083.08.2014 | 60-612-902-53-5388-000C | 440.57 |
| | | | | Inv# 407311346 Restaurant Supplies | 0 | 407311346 | 083.08.2014 | 60-612-902-53-5388-000C | 28.44 |
| | | | | Inv# 407311346 Produce | 0 | 407311346 | 083.08.2014 | 60-000-000-14-1413-000C | 90.84 |
| | | | | Inv# 407311346 Non-Alcoholic Beverages | 0 | 407311346 | 083.08.2014 | 60-000-000-14-1416-000C | 334.13 |
| | | | | Inv# 408011952 General Grocery | 0 | 408011952 | 083.08.2014 | 60-000-000-14-1415-000C | 71.40 |
| | | | | Inv# 408022687 Dairy | 0 | 408022687 | 083.08.2014 | 60-000-000-14-1414-000C | 377.88 |
| | | | | Inv# 408022687 Meat | 0 | 408022687 | 083.08.2014 | 60-000-000-14-1411-000C | 554.67 |
| | | | | Inv# 408022687 General Grocery | 0 | 408022687 | 083.08.2014 | 60-000-000-14-1415-000C | 634.88 |
| | | | | Inv# 408022687 General Grocery | 0 | 408022687 | 083.08.2014 | 60-000-000-14-1415-000C | 31.26 |
| | | | | Inv# 408022687 Restaurant Supplies | 0 | 408022687 | 083.08.2014 | 60-612-902-53-5388-000C | 243.04 |
| | | | | Inv# 408022687 Produce | 0 | 408022687 | 083.08.2014 | 60-000-000-14-1413-000C | 42.69 |
| | | | | Inv# 408022687 Non-Alcoholic Beverages | 0 | 408022687 | 083.08.2014 | 60-000-000-14-1416-000C | 96.76 |
| | | | | Inv# 408040343 Dairy | 0 | 408040343 | 084.08.2014 | 60-000-000-14-1414-000C | 847.38 |
| | | | | Inv# 408040343 Meat | 0 | 408040343 | 084.08.2014 | 60-000-000-14-1411-000C | 303.42 |
| | | | | Inv# 408040343 Meat | 0 | 408040343 | 084.08.2014 | 60-000-000-14-1411-000C | 665.94 |
| | | | | Inv# 408040343 General Grocery | 0 | 408040343 | 084.08.2014 | 60-000-000-14-1415-000C | 652.10 |
| | | | | Inv# 408040343 General Grocery | 0 | 408040343 | 084.08.2014 | 60-000-000-14-1415-000C | 106.86 |
| | | | | Inv# 408040343 Restaurant Supplies | 0 | 408040343 | 084.08.2014 | 60-612-902-53-5388-000C | 349.14 |
| | | | | Inv# 408040343 Produce | 0 | 408040343 | 084.08.2014 | 60-000-000-14-1413-000C | 48.15 |
| | | | | Inv# 408040343 Non-Alcoholic Beverages | 0 | 408040343 | 084.08.2014 | 60-000-000-14-1416-000C | 215.73 |
| | | | | Inv# 408071281 Dairy | 0 | 408071281 | 084.08.2014 | 60-000-000-14-1414-000C | 931.35 |
| | | | | Inv# 408071281 Meat | 0 | 408071281 | 084.08.2014 | 60-000-000-14-1411-000C | 97.10 |
| | | | | Inv# 408071281 Meat | 0 | 408071281 | 084.08.2014 | 60-000-000-14-1411-000C | 636.51 |
| | | | | Inv# 408071281 General Grocery | 0 | 408071281 | 084.08.2014 | 60-000-000-14-1415-000C | 573.89 |
| | | | | Inv# 408071281 General Grocery | 0 | 408071281 | 084.08.2014 | 60-000-000-14-1415-000C | 90.27 |
| | | | | Inv# 408071281 Restaurant Supplies | 0 | 408071281 | 084.08.2014 | 60-612-902-53-5388-000C | 302.40 |
| | | | | Inv# 408071281 Restaurant Supplies | 0 | 408071281 | 084.08.2014 | 60-612-902-53-5388-000C | 297.64 |
| | | | | Inv# 408071281 Produce | 0 | 408071281 | 084.08.2014 | 60-000-000-14-1413-000C | 42.69 |
| | | | | Inv# 408071281 Non-Alcoholic Beverages | 0 | 408071281 | 084.08.2014 | 60-000-000-14-1416-000C | 63.53 |
| | | | | Inv# 408092624 Dairy | 0 | 408092624 | 084.08.2014 | 60-000-000-14-1414-000C | 846.59 |
| | | | | Inv# 408092624 Meat | 0 | 408092624 | 084.08.2014 | 60-000-000-14-1411-000C | 72.77 |
| | | | | Inv# 408092624 Meat | 0 | 408092624 | 084.08.2014 | 60-000-000-14-1411-000C | 340.92 |
| | | | | Inv# 408092624 General Grocery | 0 | 408092624 | 084.08.2014 | 60-000-000-14-1415-000C | 292.98 |
| | | | | Inv# 408092624 General Grocery | 0 | 408092624 | 084.08.2014 | 60-000-000-14-1415-000C | 198.12 |
| | | | | Inv# 408092624 Restaurant Supplies | 0 | 408092624 | 084.08.2014 | 60-612-902-53-5388-000C | 319.81 |
| | | | | Inv# 408092624 Restaurant Supplies | 0 | 408092624 | 084.08.2014 | 60-612-902-53-5388-000C | 82.40 |
| | | | | Inv# 408092624 Produce | 0 | 408092624 | 084.08.2014 | 60-000-000-14-1413-000C | 59.94 |
| | | | | Inv# 408111121 Dairy | 0 | 408111121 | 084.08.2014 | 60-000-000-14-1414-000C | 831.22 |
| | | | | Inv# 408111121 Meat | 0 | 408111121 | 084.08.2014 | 60-000-000-14-1411-000C | 260.85 |
| | | | | Inv# 408111121 Meat | 0 | 408111121 | 084.08.2014 | 60-000-000-14-1411-000C | 238.27 |
| | | | | Inv# 408111121 Meat | 0 | 408111121 | 084.08.2014 | 60-000-000-14-1411-000C | 634.91 |
| | | | | Inv# 408111121 General Grocery | 0 | 408111121 | 084.08.2014 | 60-000-000-14-1415-000C | 416.14 |
| | | | | Inv# 408111121 Restaurant Supplies (Less Over 0 | 0 | 408111121 | 084.08.2014 | 60-612-902-53-5388-000C | 417.68 |

| Fund | Description | Vendor No | Vendor Name | Line Item Description | Check No | Invoice Number | Batch Number | GL Account Number | Amount |
|----------------------------------|----------------------------------|------------|-------------|-------------------------|-------------------------|----------------|--------------|-------------------|-----------|
| Inv# 408111121 | Custodial & Cleaning | 0 | 408111121 | 084.08.2014 | 60-612-000-53-5316-000C | 75.34 | | | |
| Inv# 408111121 | Restaurant Supplies | 0 | 408111121 | 084.08.2014 | 60-612-902-53-5388-000C | 114.22 | | | |
| Inv# 408111121 | Produce | 0 | 408111121 | 084.08.2014 | 60-000-000-14-1413-000C | 42.69 | | | |
| Inv# 408111121 | General Grocery | 0 | 408111121 | 084.08.2014 | 60-000-000-14-1415-000C | 56.62 | | | |
| Inv# 408141259 | General Grocery | 0 | 408141259 | 084.08.2014 | 60-000-000-14-1415-000C | 501.80 | | | |
| Inv# 408141259 | General Grocery | 0 | 408141259 | 084.08.2014 | 60-000-000-14-1415-000C | 90.27 | | | |
| Inv# 408141259 | Restaurant Supplies (Less Over 0 | 0 | 408141259 | 084.08.2014 | 60-612-902-53-5388-000C | 227.40 | | | |
| Inv# 408141259 | Restaurant Supplies | 0 | 408141259 | 084.08.2014 | 60-612-902-53-5388-000C | 277.19 | | | |
| Inv# 408141259 | Produce | 0 | 408141259 | 084.08.2014 | 60-000-000-14-1413-000C | 42.69 | | | |
| Inv# 408141259 | Non-Alcoholic Beverages | 0 | 408141259 | 084.08.2014 | 60-000-000-14-1416-000C | 181.93 | | | |
| Inv# 408141259 | Dairy | 0 | 408141259 | 084.08.2014 | 60-000-000-14-1414-000C | 922.95 | | | |
| Inv# 408141259 | Meat | 0 | 408141259 | 084.08.2014 | 60-000-000-14-1411-000C | 96.75 | | | |
| Inv# 408141259 | Meat | 0 | 408141259 | 084.08.2014 | 60-000-000-14-1411-000C | 63.21 | | | |
| Inv# 408141259 | Meat | 0 | 408141259 | 084.08.2014 | 60-000-000-14-1411-000C | 806.05 | | | |
| Inv# 408162587 | Custodial & Cleaning | 0 | 408162587 | 084.08.2014 | 60-000-000-53-5316-000C | 1,007.88 | | | |
| Inv# 408162588 | Dairy | 0 | 408162588 | 084.08.2014 | 60-000-000-14-1414-000C | 483.71 | | | |
| Inv# 408162588 | Meat | 0 | 408162588 | 084.08.2014 | 60-000-000-14-1411-000C | 362.71 | | | |
| Inv# 408162588 | Meat | 0 | 408162588 | 084.08.2014 | 60-000-000-14-1411-000C | 64.39 | | | |
| Inv# 408162588 | Meat | 0 | 408162588 | 084.08.2014 | 60-000-000-14-1411-000C | 450.88 | | | |
| Inv# 408162588 | General Grocery | 0 | 408162588 | 084.08.2014 | 60-000-000-14-1415-000C | 619.50 | | | |
| Inv# 408162588 | General Grocery | 0 | 408162588 | 084.08.2014 | 60-000-000-14-1415-000C | 140.73 | | | |
| Inv# 408162588 | Restaurant Supplies (Less Over 0 | 0 | 408162588 | 084.08.2014 | 60-612-902-53-5388-000C | 210.68 | | | |
| Inv# 408162588 | Non-Alcoholic Beverages | 0 | 408162588 | 084.08.2014 | 60-000-000-14-1416-000C | 215.16 | | | |
| Vendor Total: | | | | | | | | | 29,198.53 |
| 02235 | Highland Baking Co | | | | | | | | |
| Credit for General Grocery | 142476 | 0000702349 | 091.09.2014 | 60-000-000-14-1415-000C | -16.80 | | | | |
| Inv# 0000703369 General Grocery | 142177 | 0000703369 | 082.08.2014 | 60-000-000-14-1415-000C | 205.33 | | | | |
| Credit for General Grocery | 142476 | 0000703733 | 091.09.2014 | 60-000-000-14-1415-000C | -8.88 | | | | |
| Inv# 0000704280 General Grocery | 142177 | 0000704280 | 082.08.2014 | 60-000-000-14-1415-000C | 41.24 | | | | |
| Inv# 00007094938 General Grocery | 142177 | 0000704938 | 082.08.2014 | 60-000-000-14-1415-000C | 69.09 | | | | |
| Inv# 0000705598 General Grocery | 142177 | 0000705598 | 082.08.2014 | 60-000-000-14-1415-000C | 159.63 | | | | |
| Inv# 0000706276 General Grocery | 142177 | 0000706276 | 082.08.2014 | 60-000-000-14-1415-000C | 272.42 | | | | |
| Inv# 0000706973 General Grocery | 142177 | 0000706973 | 082.08.2014 | 60-000-000-14-1415-000C | 195.12 | | | | |
| Inv# 707053 General Grocery | 142282 | 0000707053 | 083.08.2014 | 60-000-000-14-1415-000C | 152.94 | | | | |
| Inv# 707478 General Grocery | 142282 | 0000707478 | 083.08.2014 | 60-000-000-14-1415-000C | 322.32 | | | | |
| Inv# 708266 General Grocery | 142282 | 0000708266 | 083.08.2014 | 60-000-000-14-1415-000C | 82.20 | | | | |
| Inv# 708809 General Grocery | 142282 | 0000708809 | 083.08.2014 | 60-000-000-14-1415-000C | 85.84 | | | | |
| Inv# 709524 General Grocery | 142282 | 0000709524 | 083.08.2014 | 60-000-000-14-1415-000C | 167.13 | | | | |
| Inv# 710166 General Grocery | 142282 | 0000710166 | 083.08.2014 | 60-000-000-14-1415-000C | 209.94 | | | | |
| Inv# 710844 General Grocery | 142282 | 0000710844 | 083.08.2014 | 60-000-000-14-1415-000C | 230.85 | | | | |
| Inv# 710926 General Grocery | 142384 | 0000710926 | 084.08.2014 | 60-000-000-14-1415-000C | 129.06 | | | | |
| Inv# 711027 General Grocery | 142384 | 0000711027 | 084.08.2014 | 60-000-000-14-1415-000C | 29.40 | | | | |
| Inv# 711377 General Grocery | 142384 | 0000711377 | 084.08.2014 | 60-000-000-14-1415-000C | 293.23 | | | | |
| Credit for General Grocery | 142476 | 0000711568 | 091.09.2014 | 60-000-000-14-1415-000C | -29.40 | | | | |
| Inv# 712099 General Grocery | 142384 | 0000712099 | 084.08.2014 | 60-000-000-14-1415-000C | 119.07 | | | | |
| Inv# 712676 General Grocery | 142384 | 0000712676 | 084.08.2014 | 60-000-000-14-1415-000C | 128.48 | | | | |
| Inv# 713323 General Grocery | 142384 | 0000713323 | 084.08.2014 | 60-000-000-14-1415-000C | 107.94 | | | | |
| Inv# 714014 General Grocery | 142384 | 0000714014 | 084.08.2014 | 60-000-000-14-1415-000C | 228.03 | | | | |
| Inv# 714713 General Grocery | 142384 | 0000714713 | 084.08.2014 | 60-000-000-14-1415-000C | 273.51 | | | | |
| Inv# 714758 General Grocery | 142384 | 0000714758 | 084.08.2014 | 60-000-000-14-1415-000C | 17.28 | | | | |
| Inv# 714789 General Grocery | 142384 | 0000714789 | 084.08.2014 | 60-000-000-14-1415-000C | 148.84 | | | | |
| Inv# 0000715230 General Grocery | 142476 | 0000715230 | 091.09.2014 | 60-000-000-14-1415-000C | 301.63 | | | | |
| Credit for General Grocery | 142476 | 0000715401 | 091.09.2014 | 60-000-000-14-1415-000C | -22.68 | | | | |
| Inv# 0000716009 General Grocery | 142476 | 0000716009 | 091.09.2014 | 60-000-000-14-1415-000C | 27.89 | | | | |
| Inv# 0000716586 General Grocery | 142476 | 0000716586 | 091.09.2014 | 60-000-000-14-1415-000C | 148.59 | | | | |
| Inv# 0000717259 General Grocery | 142476 | 0000717259 | 091.09.2014 | 60-000-000-14-1415-000C | 135.77 | | | | |
| Inv# 0000717917 General Grocery | 142476 | 0000717917 | 091.09.2014 | 60-000-000-14-1415-000C | 219.45 | | | | |

| Fund | Description | Vendor No | Vendor Name | Line Item Description | Check No | Invoice Number | Batch Number | GL Account Number | Amount |
|--|-----------------------------|------------|-------------|-------------------------|-------------------------|----------------|--------------|-------------------|----------|
| Inv# 0000718632 | General Grocery | 142476 | 0000718632 | 091.09.2014 | 60-000-000-14-1415-000C | 218.74 | | | |
| Inv# 0000718760 | General Grocery | 142476 | 0000718760 | 091.09.2014 | 60-000-000-14-1415-000C | 138.74 | | | |
| Inv# 0000719138 | General Grocery | 142476 | 0000719138 | 091.09.2014 | 60-000-000-14-1415-000C | 306.68 | | | |
| Inv# 0000719333 | General Grocery | 142476 | 0000719333 | 091.09.2014 | 60-000-000-14-1415-000C | 32.56 | | | |
| Inv# 0000719897 | General Grocery | 142476 | 0000719897 | 091.09.2014 | 60-000-000-14-1415-000C | 151.63 | | | |
| Inv# 0000720509 | General Grocery | 142476 | 0000720509 | 091.09.2014 | 60-000-000-14-1415-000C | 166.64 | | | |
| Inv# 0000720577 | General Grocery | 142476 | 0000720577 | 091.09.2014 | 60-000-000-14-1415-000C | 17.80 | | | |
| Inv# 0000721061 | General Grocery | 142476 | 0000721061 | 091.09.2014 | 60-000-000-14-1415-000C | 184.48 | | | |
| Inv# 0000721798 | General Grocery | 142476 | 0000721798 | 091.09.2014 | 60-000-000-14-1415-000C | 242.77 | | | |
| Inv# 0000722527 | General Grocery | 142476 | 0000722527 | 091.09.2014 | 60-000-000-14-1415-000C | 213.77 | | | |
| Vendor Total: | | | | | | | | | 6,098.27 |
| 02245 | Heritage FS Inc. | | | | | | | | |
| 667 Gallons Unleaded Gasoline | 142176 | 64471 | 082.08.2014 | 60-601-000-53-5348-000C | 2,182.96 | | | | |
| 650 Gallons Unleaded Gasoline | 142176 | 64531 | 082.08.2014 | 60-601-000-53-5348-000C | 2,007.59 | | | | |
| 491 Gallons Diesel Fuel | 142176 | 64532 | 082.08.2014 | 60-601-000-53-5348-000C | 1,456.60 | | | | |
| 731 Gallons Unleaded Gasoline | 142176 | 64595 | 082.08.2014 | 60-601-000-53-5348-000C | 2,182.84 | | | | |
| Vendor Total: | | | | | | | | | 7,829.99 |
| 02263 | Heritage Wine Cellars Ltd. | | | | | | | | |
| Inv# 680674 Wine | 142382 | 680674 | 084.08.2014 | 60-000-000-14-1412-000C | 547.00 | | | | |
| Vendor Total: | | | | | | | | | 547.00 |
| 02265 | Parts Town | | | | | | | | |
| Equipment Repairs | 0 | 682012 | 083.08.2014 | 60-000-000-54-5441-000C | 346.13 | | | | |
| Equipment Repairs | 0 | 698329 | 083.08.2014 | 60-612-000-54-5441-000C | 643.91 | | | | |
| Equipment Repairs | 0 | 710222 | 083.08.2014 | 60-612-000-54-5441-000C | 308.05 | | | | |
| Vendor Total: | | | | | | | | | 1,298.09 |
| 02289 | Covered Affairs | | | | | | | | |
| Inv# 49608 Premium Banquets | 142159 | 49608 | 082.08.2014 | 60-612-901-52-5292-000C | 510.50 | | | | |
| Inv# 49609 Premium Banquets | 142159 | 49609 | 082.08.2014 | 60-612-901-52-5292-000C | 796.50 | | | | |
| Inv# 49651 Premium Banquets | 142159 | 49651 | 082.08.2014 | 60-612-901-52-5292-000C | 1,169.50 | | | | |
| Inv# 49652 Premium Banquets | 142159 | 49652 | 082.08.2014 | 60-612-901-52-5292-000C | 1,415.00 | | | | |
| Inv# 49687 Premium Banquets | 142159 | 49687 | 082.08.2014 | 60-612-901-52-5292-000C | 234.00 | | | | |
| Inv# 49688 Premium Banquets | 142159 | 49688 | 082.08.2014 | 60-612-901-52-5292-000C | 1,566.50 | | | | |
| Vendor Total: | | | | | | | | | 5,692.00 |
| 02317 | Hartwell Classic Apparel | | | | | | | | |
| Inv# 4316616 Banquet Uniforms | 142280 | 4316616 | 083.08.2014 | 60-612-901-53-5330-000C | 170.78 | | | | |
| Vendor Total: | | | | | | | | | 170.78 |
| 02480 | Salerno, Danielle | | | | | | | | |
| Transportation Reimbursement July 8 2014 Chicago | 142417 | 081214 | 084.08.2014 | 60-000-000-54-5432-000C | 39.90 | | | | |
| Vendor Total: | | | | | | | | | 39.90 |
| 02978 | Petritis Group Inc. | | | | | | | | |
| Inv P-2014-26 Consulting Fees | 142501 | P-2014-26 | 091.09.2014 | 60-612-000-52-5205-000C | 262.34 | | | | |
| Inv P-2014-28 Consulting Fees | 142501 | P-2014-28 | 091.09.2014 | 60-612-000-52-5205-000C | 291.47 | | | | |
| Vendor Total: | | | | | | | | | 553.81 |
| 03011 | Weddingpages Inc. | | | | | | | | |
| The Knot Eblast 09/09/14-09/12/14 | 142431 | 1003040947 | 084.08.2014 | 60-612-415-54-5426-000C | 880.00 | | | | |
| Vendor Total: | | | | | | | | | 880.00 |
| 03113 | Airgas National Carbonation | | | | | | | | |

| Fund | Description | Vendor No | Vendor Name | Line Item Description | Check No | Invoice Number | Batch Number | GL Account Number | Amount |
|-------|-------------------------------------|-----------|-------------|---|----------|----------------|--------------|-------------------------|----------|
| | | | | Inv# 31535330 Bulk CO2 | 142239 | 31535330 | 083.08.2014 | 60-612-000-52-5220-0000 | 110.73 |
| | | | | Inv# 31586928 Bulk CO2 | 142239 | 31586928 | 083.08.2014 | 60-612-000-52-5220-0000 | 132.03 |
| | | | | | | | | Vendor Total: | 242.76 |
| 03163 | ProGro Inc. | | | Armortech 44 Urea Phosphite Note: Bid Pricing | 142315 | 1103069 | 083.08.2014 | 60-601-000-53-5335-0000 | 522.48 |
| | | | | Armortech 44 Urea Phosphite/Umaxx | 142413 | 1103249 | 084.08.2014 | 60-601-000-53-5335-0000 | 1,591.20 |
| | | | | | | | | Vendor Total: | 2,113.68 |
| 03219 | Novatoo | | | Inv# 7502 Premium Banquets | 142200 | 7502 | 082.08.2014 | 60-612-901-52-5292-0000 | 112.50 |
| | | | | | | | | Vendor Total: | 112.50 |
| 03339 | Matson, Geoffrey | | | Performance at Arrowhead for September 5 2014 | 142488 | 090514 | 091.09.2014 | 60-612-902-52-5225-0000 | 200.00 |
| | | | | | | | | Vendor Total: | 200.00 |
| 03347 | Wheaton Leadership Prayer Breakfast | | | Prayer Breakfast 2014 | 142337 | 090514 | 083.08.2014 | 60-000-000-54-5438-0000 | 75.00 |
| | | | | | | | | Vendor Total: | 75.00 |
| 03362 | Altimari, Anthony | | | Performance at Arrowhead for August 28 2014 | 142352 | 082814 | 084.08.2014 | 60-612-902-52-5225-0000 | 600.00 |
| | | | | | | | | Vendor Total: | 600.00 |
| 03481 | Tressler LLP | | | Services through June 30 2014 | 0 | 344790 | 083.08.2014 | 60-000-000-52-5207-0000 | 3,348.34 |
| | | | | | | | | Vendor Total: | 3,348.34 |
| 03513 | GPS Industries LLC | | | August Maintenance | 142276 | MAI0005621 | 083.08.2014 | 60-611-000-52-5211-0000 | 618.00 |
| | | | | September Maintenance | 142276 | MAI0005731 | 083.08.2014 | 60-611-000-52-5211-0000 | 618.00 |
| | | | | | | | | Vendor Total: | 1,236.00 |
| 03617 | Russo, Robert | | | Performance at Arrowhead for August 15 2014 | 142207 | 081514 | 082.08.2014 | 60-612-902-52-5225-0000 | 200.00 |
| | | | | | | | | Vendor Total: | 200.00 |
| 03620 | Alvarez, Anthony | | | Performance at Arrowhead for August 23 2014 | 142241 | 082314 | 083.08.2014 | 60-612-902-52-5225-0000 | 200.00 |
| | | | | | | | | Vendor Total: | 200.00 |
| 03622 | Mineral Masters | | | Antibacterial Soap | 0 | 00032833 | 084.08.2014 | 60-000-000-53-5316-0000 | 1,200.00 |
| | | | | | | | | Vendor Total: | 1,200.00 |
| 03718 | Rivers End Trading Company | | | 2014 Fall Hat Order | 142506 | 11515478 | 091.09.2014 | 60-000-000-14-1431-0000 | 635.49 |
| | | | | 2014 Fall Hat Order | 142506 | 11516029 | 091.09.2014 | 60-000-000-14-1431-0000 | 280.79 |
| | | | | | | | | Vendor Total: | 916.28 |
| 03752 | The Sign Authority Inc. | | | Interior Signs Inv# 6310 | 142216 | 6310 | 082.08.2014 | 60-000-000-52-5235-0000 | 1,200.00 |
| | | | | Interior Signs Inv# 6310 | 142216 | 6310 | 082.08.2014 | 60-612-000-52-5235-0000 | 1,729.42 |
| | | | | | | | | Vendor Total: | 2,929.42 |

| Fund | Description | Vendor No | Vendor Name | Line Item Description | Check No | Invoice Number | Batch Number | GL Account Number | Amount |
|---------------|--|-----------|-------------|-----------------------|-----------------|-------------------|--------------|-------------------------|----------|
| 03754 | Comcast Cable | | | | | | | | |
| | AGC Clubhouse 081414-091314 | 142263 | | | | 87712049102197_05 | 083.08.2014 | 60-000-000-52-5211-0000 | 139.85 |
| | AGC Clubhouse 090114-093014 | 142460 | | | | 877120494278_0914 | 091.09.2014 | 60-612-000-52-5210-0000 | 2.10 |
| Vendor Total: | | | | | | | | | 141.95 |
| 03955 | Creviston-Jesionowski, Jaci | | | | | | | | |
| | Mileage Reimbursement July 2014 | 142266 | | | 073114 | | 083.08.2014 | 60-000-000-54-5422-0000 | 6.76 |
| Vendor Total: | | | | | | | | | 6.76 |
| 04045 | Louis Glunz Beer Inc. | | | | | | | | |
| | Inv# 701197 Beer | 142485 | | | 701197 | | 091.09.2014 | 60-000-000-14-1412-0000 | 584.90 |
| Vendor Total: | | | | | | | | | 584.90 |
| 04056 | Heaton, Michael | | | | | | | | |
| | Performance at Arrowhead for August 14 2014 | 142175 | | | 081414 | | 082.08.2014 | 60-612-902-52-5225-0000 | 150.00 |
| Vendor Total: | | | | | | | | | 150.00 |
| 04121 | UMB Bank N.A. | | | | | | | | |
| | Begonias for Landscaping | 0 | | | 0058_1407250000 | | 171.08.2014 | 60-601-000-53-5331-0000 | 143.52 |
| | Candy Station for Wedding 7-12-14 | 0 | | | 0116_1407010000 | | 171.08.2014 | 60-612-901-53-5390-0000 | 240.88 |
| | Drink Mix - June/July Showers | 0 | | | 0116_1407030000 | | 171.08.2014 | 60-000-000-14-1415-0000 | 10.78 |
| | Candy Station for Wedding 07-11-14 | 0 | | | 0116_1407030000 | | 171.08.2014 | 60-612-901-53-5390-0000 | 228.05 |
| | Italian Sweet Table Wedding 06-21-14 | 0 | | | 0116_1407090000 | | 171.08.2014 | 60-612-901-53-5390-0000 | 455.00 |
| | Return for Re-Purchase for Tax Refund | 0 | | | 0116_1407110000 | | 171.08.2014 | 60-612-901-53-5390-0000 | -37.87 |
| | Banquet Supplies | 0 | | | 0116_1407110000 | | 171.08.2014 | 60-612-901-53-5390-0000 | 34.98 |
| | Easels for Event Rental | 0 | | | 0116_1407170000 | | 171.08.2014 | 60-612-901-53-5390-0000 | 104.97 |
| | Banquet Uniforms | 0 | | | 0116_1407210000 | | 171.08.2014 | 60-612-901-53-5330-0000 | 572.90 |
| | Linens | 0 | | | 0116_1407290000 | | 171.08.2014 | 60-612-902-53-5389-0000 | 25.96 |
| | Lettuce for Event | 0 | | | 0124_1407200000 | | 171.08.2014 | 60-000-000-14-1413-0000 | 60.78 |
| | PGA Dues | 0 | | | 0331_1407310000 | | 171.08.2014 | 60-000-000-54-5425-0000 | 245.00 |
| | Transportation-NPRA Conference | 0 | | | 0349_1407300000 | | 171.08.2014 | 60-000-000-54-5432-0000 | 354.70 |
| | Supplies | 0 | | | 0398_1406300000 | | 171.08.2014 | 60-000-000-54-5441-0000 | 69.28 |
| | Supplies | 0 | | | 0398_1407020000 | | 171.08.2014 | 60-000-000-53-5313-0000 | 42.29 |
| | Supplies | 0 | | | 0398_1407020000 | | 171.08.2014 | 60-000-000-53-5313-0000 | 107.88 |
| | Annual Fire Extinguisher and Fire Pump | 0 | | | 0398_1407030000 | | 171.08.2014 | 60-000-000-53-5313-0000 | 1,610.00 |
| | Supplies | 0 | | | 0398_1407170000 | | 171.08.2014 | 60-000-000-14-1413-0000 | 20.97 |
| | Restaurant Equipment | 0 | | | 0398_1407210000 | | 171.08.2014 | 60-612-000-53-5377-0000 | 2,000.00 |
| | Supplies | 0 | | | 0398_1407230000 | | 171.08.2014 | 60-000-000-53-5313-0000 | 79.60 |
| | Ex. Director & WWS Lacrosse Meeting | 0 | | | 0455_1407020000 | | 171.08.2014 | 60-000-000-54-5438-0000 | 9.93 |
| | Congressman & Ex. Director Breakfast | 0 | | | 0455_1407020000 | | 171.08.2014 | 60-000-000-54-5438-0000 | 5.34 |
| | Ex. Director & DWA Trustee | 0 | | | 0455_1407300000 | | 171.08.2014 | 60-000-000-54-5438-0000 | 9.98 |
| | Funeral Flowers | 0 | | | 0463_1407010000 | | 171.08.2014 | 60-000-000-54-5434-0000 | 33.34 |
| | Funeral Flowers | 0 | | | 0463_1407180000 | | 171.08.2014 | 60-000-000-54-5434-0000 | 32.65 |
| | Ex. Director CPRP & CPRE Exam Fee | 0 | | | 0463_1407230000 | | 171.08.2014 | 60-000-000-54-5432-0000 | 148.34 |
| | Sun Times Advertising for AGC-Banquet/Line C | 0 | | | 0489_1407080000 | | 171.08.2014 | 60-418-000-54-5426-0000 | 309.00 |
| | Craigslist-AGC Dishwashers | 0 | | | 0489_1407090000 | | 171.08.2014 | 60-418-000-54-5426-0000 | 25.00 |
| | Craigslist-AGC Line Cooks | 0 | | | 0489_1407090000 | | 171.08.2014 | 60-418-000-54-5426-0000 | 25.00 |
| | Craigslist-AGC Bqt Line Cooks | 0 | | | 0489_1407090000 | | 171.08.2014 | 60-418-000-54-5426-0000 | 25.00 |
| | Craigslist-Banquet Line Cooks | 0 | | | 0489_1407220000 | | 171.08.2014 | 60-418-000-54-5426-0000 | 25.00 |
| | Craigslist-AGC Line Cooks | 0 | | | 0489_1407220000 | | 171.08.2014 | 60-418-000-54-5426-0000 | 25.00 |
| | Craigslist-AGC Dishwashers 7/21/2014 | 0 | | | 0489_1407220000 | | 171.08.2014 | 60-418-000-54-5426-0000 | 25.00 |
| | Craigslist-AGC Rest Servers | 0 | | | 0489_1407220000 | | 171.08.2014 | 60-418-000-54-5426-0000 | 25.00 |
| | Craigslist-AGC Rest Prep Cook 7/21/2014 | 0 | | | 0489_1407220000 | | 171.08.2014 | 60-418-000-54-5426-0000 | 25.00 |
| | Craigslist-AGC Host/Hostess | 0 | | | 0489_1407220000 | | 171.08.2014 | 60-418-000-54-5426-0000 | 25.00 |
| | Credit Voucher Red Book Solutions | 0 | | | 0554_1406280000 | | 171.08.2014 | 60-612-902-53-5388-0000 | -14.91 |
| | Credit Voucher Red Book Solutions | 0 | | | 0554_1406280000 | | 171.08.2014 | 60-612-902-53-5388-0000 | -32.14 |
| | Credit Voucher Red Book Solutions | 0 | | | 0554_1406280000 | | 171.08.2014 | 60-612-902-53-5388-0000 | -69.92 |

| Fund | Description | Vendor No | Vendor Name | Line Item Description | Check No | Invoice Number | Batch Number | GL Account Number | Amount |
|---------------|---|-----------|-------------|-----------------------|----------|-------------------------|--------------|-------------------------|-----------|
| | Raspberries | | | | 0 | 0554_1407050000 | 171.08.2014 | 60-000-000-14-1413-000C | 37.80 |
| | Trolley Cart Health Licenses | | | | 0 | 0554_1407070000 | 171.08.2014 | 60-000-000-54-5425-000C | 825.00 |
| | Sun Screen | | | | 0 | 0554_1407140000 | 171.08.2014 | 60-000-000-14-1415-000C | 13.49 |
| | Freezer | | | | 0 | 0554_1407210000 | 171.08.2014 | 60-612-902-53-5306-000C | 2,175.00 |
| | Supplies | | | | 0 | 0554_1407220000 | 171.08.2014 | 60-000-000-14-1415-000C | 130.54 |
| | Yelp Business Service-July | | | | 0 | 0570_1407010000 | 171.08.2014 | 60-612-415-54-5426-000C | 468.00 |
| | Wheaton Patch Web Ad: Arrowhead / July | | | | 0 | 0570_1407180000 | 171.08.2014 | 60-612-415-54-5426-000C | 389.36 |
| | CMS Test Monthly Subscription | | | | 0 | 0604_1407020000 | 171.08.2014 | 60-612-415-54-5426-000C | 63.90 |
| | Search Engine Optimization | | | | 0 | 0604_1407130000 | 171.08.2014 | 60-612-415-54-5426-000C | 619.95 |
| | Constant Contact | | | | 0 | 0604_1407140000 | 171.08.2014 | 60-612-415-54-5426-000C | 200.00 |
| | Constant Contact | | | | 0 | 0604_1407140000 | 171.08.2014 | 60-000-415-54-5442-000C | 129.00 |
| | Glancer Magazine Ad | | | | 0 | 0604_1407150000 | 171.08.2014 | 60-000-415-54-5442-000C | 375.00 |
| | Danada Life Magazine Ad | | | | 0 | 0604_1407170000 | 171.08.2014 | 60-611-415-54-5426-000C | 425.00 |
| | Arrowhead Ad- MyWedding.com | | | | 0 | 0604_1407240000 | 171.08.2014 | 60-612-415-54-5426-000C | 2,336.00 |
| | 80's Photo Sign | | | | 0 | 0604_1407240000 | 171.08.2014 | 60-611-415-54-5426-000C | 44.99 |
| Vendor Total: | | | | | | | | | 15,259.31 |
| 04221 | Plug & Pay Technologies | | | | | | | | |
| | 07/14 Plug N Pay Fees | 0 | 073114 | 141.08.2014 | | 60-611-000-52-5239-000C | | | 262.90 |
| | 07/14 Plug N Pay Fees | 0 | 073114 | 141.08.2014 | | 60-612-000-52-5239-000C | | | 15.00 |
| Vendor Total: | | | | | | | | | 277.90 |
| 04253 | Howell, Eric | | | | | | | | |
| | Performance at Arrowhead for August 22 2014 | 142284 | 082214 | 083.08.2014 | | 60-612-902-52-5225-000C | | | 300.00 |
| Vendor Total: | | | | | | | | | 300.00 |
| 04267 | Martin Whalen Group Inc | | | | | | | | |
| | AGC Clubhouse 072814-082714 | 0 | 69814_0814 | 082.08.2014 | | 60-000-000-52-5211-000C | | | 911.18 |
| | AGC Clubhouse 070114-073114 | 0 | 70548_0714 | 082.08.2014 | | 60-611-000-52-5211-000C | | | 16.54 |
| | AGC Clubhouse 080114-083114 | 0 | 70548_0814 | 082.08.2014 | | 60-611-000-52-5211-000C | | | 16.54 |
| | AGC Clubhouse 070114-073114 | 0 | 70549_0714 | 082.08.2014 | | 60-000-000-52-5211-000C | | | 8.17 |
| | AGC Clubhouse 080114-083114 | 0 | 70549_0814 | 082.08.2014 | | 60-000-000-52-5211-000C | | | 8.17 |
| | AGC Clubhouse 070114-073114 | 0 | 70561_0714 | 082.08.2014 | | 60-612-000-52-5211-000C | | | 9.85 |
| | AGC Clubhouse 080114-083114 | 0 | 70561_0814 | 082.08.2014 | | 60-612-000-52-5211-000C | | | 9.85 |
| | AGC Clubhouse 070114-073114 | 0 | 70563_0714 | 082.08.2014 | | 60-601-000-52-5211-000C | | | 1.64 |
| | AGC Clubhouse 080114-083114 | 0 | 70563_0814 | 082.08.2014 | | 60-601-000-52-5211-000C | | | 1.64 |
| Vendor Total: | | | | | | | | | 983.58 |
| 04274 | Columbus Data Services LLC | | | | | | | | |
| | 07/14 ATM ICHG Trans Service Fees | 0 | 073114 | 141.08.2014 | | 60-000-000-52-5214-000C | | | 29.22 |
| Vendor Total: | | | | | | | | | 29.22 |
| 04286 | Mally, Sherry | | | | | | | | |
| | Mileage Reimbursement August 2014 | 142486 | 083114 | 091.09.2014 | | 60-000-000-54-5422-000C | | | 18.48 |
| Vendor Total: | | | | | | | | | 18.48 |
| 04287 | Global Payments Inc | | | | | | | | |
| | 07/14 Merchant CC Processing Fees | 0 | 073114 | 141.08.2014 | | 60-611-000-52-5239-000C | | | 4,338.98 |
| | 07/14 Merchant CC Processing Fees | 0 | 073114 | 141.08.2014 | | 60-612-000-52-5239-000C | | | 7,870.62 |
| Vendor Total: | | | | | | | | | 12,209.60 |
| 04292 | American Express | | | | | | | | |
| | 07/14 Merchant CC Processing Fees | 0 | 073114 | 141.08.2014 | | 60-611-000-52-5239-000C | | | 746.69 |
| | 07/14 Merchant CC Processing Fees | 0 | 073114 | 141.08.2014 | | 60-612-000-52-5239-000C | | | 1,504.12 |
| Vendor Total: | | | | | | | | | 2,250.81 |
| 04296 | Culligan DuPage Soft Water Service Inc | | | | | | | | |

| Fund | Description | Vendor No | Vendor Name | Line Item Description | Check No | Invoice Number | Batch Number | GL Account Number | Amount |
|-------|--------------------------------|-----------|-------------|---|----------|----------------|--------------|------------------------|----------|
| | | | | Water Delivery and Cooler Rental-Arrowhead | 142267 | 261958 0714 | 083.08.2014 | 60-000-000-52-5210-000 | 61.00 |
| | | | | | | | | Vendor Total: | 61.00 |
| 04374 | Wheaton Bank and Trust Company | | | 07/14 WB&T Bank Analysis Service Charges | 0 | 073114 | 141.08.2014 | 60-000-000-52-5214-000 | 214.51 |
| | | | | | | | | Vendor Total: | 214.51 |
| 04405 | Chicagoland Golf Media Inc | | | Color Ad | 142363 | 10508 | 084.08.2014 | 60-611-415-54-5426-000 | 1,250.00 |
| | | | | | | | | Vendor Total: | 1,250.00 |
| 04435 | Affinity Music | | | Performance at Arrowhead for August 30 2014 | 142350 | 083014 | 084.08.2014 | 60-612-902-52-5225-000 | 200.00 |
| | | | | | | | | Vendor Total: | 200.00 |
| 04438 | Skowronski, Sean | | | Performance at Arrowhead for September 6 2014 | 142510 | 090614 | 091.09.2014 | 60-612-902-52-5225-000 | 200.00 |
| | | | | | | | | Vendor Total: | 200.00 |
| 04504 | Bardolph, Douglas A | | | Performance at Arrowhead for August 16 2014 | 142147 | 081614 | 082.08.2014 | 60-612-902-52-5225-000 | 200.00 |
| | | | | | | | | Vendor Total: | 200.00 |
| 04508 | Get Fresh Produce Inc. | | | Credit from Inv# 01651791 Produce | 0 | 00268828 | 082.08.2014 | 60-000-000-14-1413-000 | -19.60 |
| | | | | Inv# 01652762 Produce | 0 | 01652762 | 082.08.2014 | 60-000-000-14-1413-000 | 552.30 |
| | | | | Inv# 01653705 Produce | 0 | 01653705 | 082.08.2014 | 60-000-000-14-1413-000 | 458.93 |
| | | | | Inv# 01654403 Produce | 0 | 01654403 | 082.08.2014 | 60-000-000-14-1413-000 | 271.32 |
| | | | | Inv# 01655187 Produce | 0 | 01655187 | 082.08.2014 | 60-000-000-14-1413-000 | 1,097.70 |
| | | | | Inv# 01655190 Produce | 0 | 01655190 | 082.08.2014 | 60-000-000-14-1413-000 | 14.25 |
| | | | | Inv# 01656135 Produce (Less Returned Items) | 0 | 01656135 | 082.08.2014 | 60-000-000-14-1413-000 | 599.96 |
| | | | | Inv# 01656371 Produce | 0 | 01656371 | 082.08.2014 | 60-000-000-14-1413-000 | 13.86 |
| | | | | Inv# 01656709 Produce | 0 | 01656709 | 082.08.2014 | 60-000-000-14-1413-000 | 90.00 |
| | | | | Inv# 01657185 Produce | 0 | 01657185 | 082.08.2014 | 60-000-000-14-1413-000 | 737.66 |
| | | | | Inv# 1658251 Produce | 0 | 01658251 | 083.08.2014 | 60-000-000-14-1413-000 | 681.55 |
| | | | | Inv# 1659078 Produce | 0 | 01659078 | 083.08.2014 | 60-000-000-14-1413-000 | 204.48 |
| | | | | Inv# 1659697 Produce | 0 | 01659697 | 083.08.2014 | 60-000-000-14-1413-000 | 344.18 |
| | | | | Inv# 1659973 Produce | 0 | 01659973 | 083.08.2014 | 60-000-000-14-1413-000 | 41.00 |
| | | | | Inv# 1660478 Produce | 0 | 01660478 | 083.08.2014 | 60-000-000-14-1413-000 | 765.17 |
| | | | | Inv# 1661380 Produce (Less Return) | 0 | 01661380 | 083.08.2014 | 60-000-000-14-1413-000 | 569.91 |
| | | | | Inv# 1661786 Produce | 0 | 01661786 | 083.08.2014 | 60-000-000-14-1413-000 | 7.50 |
| | | | | Inv# 1662223 Produce | 0 | 01662223 | 083.08.2014 | 60-000-000-14-1413-000 | 335.93 |
| | | | | Inv# 1663409 Produce | 0 | 01663409 | 084.08.2014 | 60-000-000-14-1413-000 | 790.57 |
| | | | | Inv# 1663929 Produce | 0 | 01663929 | 084.08.2014 | 60-000-000-14-1413-000 | 288.56 |
| | | | | Inv# 1664994 Produce | 0 | 01664994 | 084.08.2014 | 60-000-000-14-1413-000 | 695.25 |
| | | | | Inv# 1665850 Produce | 0 | 01665850 | 084.08.2014 | 60-000-000-14-1413-000 | 380.11 |
| | | | | Inv# 1666519 Produce | 0 | 01666519 | 084.08.2014 | 60-000-000-14-1413-000 | 1,033.58 |
| | | | | Inv# 1667026 Produce | 0 | 01667026 | 084.08.2014 | 60-000-000-14-1413-000 | 14.25 |
| | | | | Inv# 1667616 Produce (Less Short Items) | 0 | 01667616 | 084.08.2014 | 60-000-000-14-1413-000 | 496.53 |
| | | | | Inv# 1668019 Produce | 0 | 01668019 | 084.08.2014 | 60-000-000-14-1413-000 | 19.32 |
| | | | | Inv# 1668486 Produce | 0 | 01668486 | 091.09.2014 | 60-000-000-14-1413-000 | 631.48 |
| | | | | Inv# 1669500 Produce | 0 | 01669500 | 091.09.2014 | 60-000-000-14-1413-000 | 15.25 |
| | | | | Inv# 1669572 Produce | 0 | 01669572 | 091.09.2014 | 60-000-000-14-1413-000 | 331.99 |
| | | | | Inv# 1670396 Produce | 0 | 01670396 | 091.09.2014 | 60-000-000-14-1413-000 | 392.95 |
| | | | | Inv# 1670442 Produce | 0 | 01670442 | 091.09.2014 | 60-000-000-14-1413-000 | 24.50 |
| | | | | Inv# 1670631 Produce | 0 | 01670631 | 091.09.2014 | 60-000-000-14-1413-000 | 46.50 |
| | | | | Inv# 01670632 Produce | 0 | 01670632 | 091.09.2014 | 60-000-000-14-1413-000 | 46.50 |

| Fund | Description | Vendor No | Vendor Name | Line Item Description | Check No | Invoice Number | Batch Number | GL Account Number | Amount |
|---------------|--|-----------|-----------------|-----------------------------------|----------|----------------|--------------|-------------------------|-----------|
| | | | | Inv# 1670795 Produce | 0 | 01670795 | 091.09.2014 | 60-000-000-14-1413-000C | 39.20 |
| | | | | Inv# 1671256 Produce | 0 | 01671256 | 091.09.2014 | 60-000-000-14-1413-000C | 861.70 |
| | | | | Inv# 1672294 Produce | 0 | 01672294 | 091.09.2014 | 60-000-000-14-1413-000C | 1,023.73 |
| | | | | Inv# 1673243 Produce | 0 | 01673243 | 091.09.2014 | 60-000-000-14-1413-000C | 755.60 |
| | | | | Inv# 01674016 Produce | 0 | 01674016 | 091.09.2014 | 60-000-000-14-1413-000C | 773.35 |
| | | | | Inv# 01675099 Produce | 0 | 01675099 | 091.09.2014 | 60-000-000-14-1413-000C | 298.97 |
| | | | | Inv# 01675193 Produce | 0 | 01675193 | 091.09.2014 | 60-000-000-14-1413-000C | 14.75 |
| | | | | Inv# 01675979 Produce | 0 | 01675979 | 091.09.2014 | 60-000-000-14-1413-000C | 472.86 |
| | | | | Inv# 1676708 Produce | 0 | 01676708 | 091.09.2014 | 60-000-000-14-1413-000C | 584.90 |
| | | | | Inv# 01676828 Produce | 0 | 01676828 | 091.09.2014 | 60-000-000-14-1413-000C | 17.50 |
| | | | | Inv# 01676915 Produce | 0 | 01676915 | 091.09.2014 | 60-000-000-14-1413-000C | 52.80 |
| | | | | Inv# 01677164 Produce | 0 | 01677164 | 091.09.2014 | 60-000-000-14-1413-000C | 62.36 |
| | | | | Inv# 01677681 Produce | 0 | 01677681 | 091.09.2014 | 60-000-000-14-1413-000C | 825.59 |
| | | | | Inv# 01677959 Produce | 0 | 01677959 | 091.09.2014 | 60-000-000-14-1413-000C | 19.60 |
| | | | | Inv# 01678708 Produce | 0 | 01678708 | 091.09.2014 | 60-000-000-14-1413-000C | 553.61 |
| | | | | Inv# 1649100 Produce (Short Paid) | 0 | 1649100 | 083.08.2014 | 60-000-000-14-1413-000C | 25.56 |
| Vendor Total: | | | | | | | | | 18,355.52 |
| 04542 | Dynamic Brands LLC | | | | | | | | |
| | Cosley Classic Towels | 142374 | 913849 | | | 084.08.2014 | | 60-611-000-52-5210-000C | 1,026.66 |
| Vendor Total: | | | | | | | | | 1,026.66 |
| 04587 | Thornton, Charles | | | | | | | | |
| | Performance at Arrowhead for August 21 2014 | 142328 | 082114 | | | 083.08.2014 | | 60-612-902-52-5225-000C | 150.00 |
| Vendor Total: | | | | | | | | | 150.00 |
| 04625 | Jorgio's Cigars & Collectables Inc. | | | | | | | | |
| | Inv# 26-2014-07-05 General Grocery | 142184 | 26-2014-07-05 | | | 082.08.2014 | | 60-000-000-14-1415-000C | 164.40 |
| | Inv# 26-2014-07-17 General Grocery | 142184 | 26-2014-07-17 | | | 082.08.2014 | | 60-000-000-14-1415-000C | 252.40 |
| | Inv# 26-2014-07-27 General Grocery | 142184 | 26-2014-07-27 | | | 082.08.2014 | | 60-000-000-14-1415-000C | 258.15 |
| | Inv# 26 2014 08 07 General Grocery | 142389 | 26-2014-08-07 | | | 084.08.2014 | | 60-000-000-14-1415-000C | 319.75 |
| Vendor Total: | | | | | | | | | 994.70 |
| 04637 | Service Sanitation Inc. | | | | | | | | |
| | AGC 7/1/14-7/31/14 | 0 | 6901348 | | | 083.08.2014 | | 60-611-000-52-5220-000C | 465.00 |
| Vendor Total: | | | | | | | | | 465.00 |
| 04800 | Advanced Disposal Services Solid Waste Midwest LLC | | | | | | | | |
| | AGC Clubhouse 080114-083114 | 142139 | T0199239AGC_081 | | | 082.08.2014 | | 60-000-000-52-5263-000C | 112.40 |
| Vendor Total: | | | | | | | | | 112.40 |
| 04812 | Kanno, Cary | | | | | | | | |
| | Performance at Arrowhead for August 7 2014 | 142293 | 080714 | | | 083.08.2014 | | 60-612-902-52-5225-000C | 150.00 |
| Vendor Total: | | | | | | | | | 150.00 |
| 04884 | K. Hoving Recycling & Disposal Inc. | | | | | | | | |
| | 20 Yard Dumpster | 142292 | 192074 | | | 083.08.2014 | | 60-601-000-53-5313-000C | 350.00 |
| Vendor Total: | | | | | | | | | 350.00 |
| 04903 | Hernandez, Michael | | | | | | | | |
| | Performance at Arrowhead for August 29 2014 | 142383 | 082914 | | | 084.08.2014 | | 60-612-902-52-5225-000C | 200.00 |
| Vendor Total: | | | | | | | | | 200.00 |
| 05007 | Clarke Environmental Mosquito Mgmt Inc | | | | | | | | |
| | Mosquito Spraying Invoice # 6349390 | 142156 | 6349390 | | | 082.08.2014 | | 60-612-902-52-5225-000C | 540.00 |
| | Mosquito Spray Invoice# 6349641 | 142262 | 6349641 | | | 083.08.2014 | | 60-612-902-52-5225-000C | 315.00 |

| Fund | Description | Vendor No | Vendor Name | Line Item Description | Check No | Invoice Number | Batch Number | GL Account Number | Amount |
|-------|--|-----------|-------------|------------------------------------|----------|----------------|--------------|-------------------------|-----------|
| | | | | Mosquito Control Invoice # 6349696 | 142262 | 6349696 | 083.08.2014 | 60-000-000-52-5210-000C | 540.00 |
| | | | | | | | | Vendor Total: | 1,395.00 |
| 05076 | Occupational Health Centers of Illinois PC | | | | | | | | |
| | Back Evaluation - AGC 08/14/14-08/15/14 | 0 | 1008349105 | | | 091.09.2014 | | 60-418-902-52-5208-000C | 99.00 |
| | Back Evaluation - AGC 8/19/14-8/25/14 | 0 | 1008362356 | | | 091.09.2014 | | 60-418-902-52-5208-000C | 148.50 |
| | | | | | | | | Vendor Total: | 247.50 |
| 05086 | Beatty, Joe | | | | | | | | |
| | Performance at Arrowhead on September 4 2014 | 142450 | 090414 | | | 091.09.2014 | | 60-612-902-52-5225-000C | 150.00 |
| | | | | | | | | Vendor Total: | 150.00 |
| 05098 | Morton Consulting Services Inc | | | | | | | | |
| | Inv# 253 Consulting AGC | 0 | 253 | | | 091.09.2014 | | 60-612-000-52-5210-000C | 1,875.00 |
| | | | | | | | | Vendor Total: | 1,875.00 |
| 05132 | Burke Beverage Inc. | | | | | | | | |
| | Inv# 593087 Wine | 142249 | 593087 | | | 083.08.2014 | | 60-000-000-14-1412-000C | 362.10 |
| | | | | | | | | Vendor Total: | 362.10 |
| 05134 | Transform Inc. | | | | | | | | |
| | Inv# 7650 F&B Contractural | 142218 | 7650 | | | 082.08.2014 | | 60-612-000-52-5210-000C | 400.00 |
| | | | | | | | | Vendor Total: | 400.00 |
| 05138 | Wyatts CO2 & Beer Line Cleaning | | | | | | | | |
| | Inv# 12745 Nitrogen for Bar | 142343 | 012745 | | | 083.08.2014 | | 60-612-902-53-5388-000C | 90.00 |
| | Inv# 013052 CO2 for Bar | 142228 | 013052 | | | 082.08.2014 | | 60-612-000-52-5210-000C | 155.00 |
| | | | | | | | | Vendor Total: | 245.00 |
| 05159 | US Foods | | | | | | | | |
| | Inv# 1682124 General Grocery | 142220 | 1682124 | | | 082.08.2014 | | 60-000-000-14-1415-000C | 688.13 |
| | Inv# 1842469 General Grocery | 142220 | 1842469 | | | 082.08.2014 | | 60-000-000-14-1415-000C | 1,429.68 |
| | Inv# 1887932 General Grocery | 142330 | 1887932 | | | 083.08.2014 | | 60-000-000-14-1415-000C | 1,330.45 |
| | Inv# 2052413 General Grocery | 142330 | 2052413 | | | 083.08.2014 | | 60-000-000-14-1415-000C | 1,210.34 |
| | Inv# 2102893 General Grocery | 142429 | 2102893 | | | 084.08.2014 | | 60-000-000-14-1415-000C | 1,121.13 |
| | Inv# 2268883 General Grocery | 142429 | 2268883 | | | 084.08.2014 | | 60-000-000-14-1415-000C | 1,201.19 |
| | Inv# 2321134 General Grocery | 142518 | 2321134 | | | 091.09.2014 | | 60-000-000-14-1415-000C | 1,162.32 |
| | Inv# 2493023 General Grocery | 142518 | 2493023 | | | 091.09.2014 | | 60-000-000-14-1415-000C | 1,194.08 |
| | Inv# 2504589 General Grocery | 142518 | 2504589 | | | 091.09.2014 | | 60-000-000-14-1415-000C | 27.00 |
| | Inv# 2543184 General Grocery | 142518 | 2543184 | | | 091.09.2014 | | 60-000-000-14-1415-000C | 625.44 |
| | Inv# 2711907 General Grocery | 142518 | 2711907 | | | 091.09.2014 | | 60-000-000-14-1415-000C | 1,527.19 |
| | Inv# 2726140 General Grocery | 142518 | 2726140 | | | 091.09.2014 | | 60-000-000-14-1415-000C | 77.40 |
| | | | | | | | | Vendor Total: | 11,594.35 |
| 05250 | Sandra Simpson for Petty Cash | | | | | | | | |
| | ATM August | 142418 | 081414 | | | 084.08.2014 | | 60-000-000-10-1011-000C | 8,000.00 |
| | | | | | | | | Vendor Total: | 8,000.00 |
| 05281 | Wiley, Alexis | | | | | | | | |
| | Mileage Reimbursement July 2014 | 142339 | 073114 | | | 083.08.2014 | | 60-000-000-54-5422-000C | 8.86 |
| | | | | | | | | Vendor Total: | 8.86 |
| 05328 | Pendleton Turf Supply Inc | | | | | | | | |
| | Red Turf Marking Paint | 142499 | 1546 | | | 091.09.2014 | | 60-601-000-53-5313-000C | 42.00 |
| | | | | | | | | Vendor Total: | 42.00 |

| Fund | Description | Vendor No | Vendor Name | Line Item Description | Check No | Invoice Number | Batch Number | GL Account Number | Amount |
|-------|---------------------------------------|-----------|-------------|------------------------------------|----------|------------------|--------------|-------------------------|------------|
| 05379 | Destefano, Alice Ann | | | June 28 2014 Event Partial Refund | 142269 | 062814 | 083.08.2014 | 60-000-000-25-2546-000C | 11.00 |
| | | | | | | | | Vendor Total: | 11.00 |
| 05404 | Glynn, Mary | | | Medical League Refund | 142170 | 080814 | 082.08.2014 | 60-611-912-42-4201-000C | 130.00 |
| | | | | | | | | Vendor Total: | 130.00 |
| 05405 | Stewart, Janice | | | Medical League Refund | 142213 | 080814 | 082.08.2014 | 60-611-912-42-4201-000C | 66.00 |
| | | | | | | | | Vendor Total: | 66.00 |
| | | | | | | | | Fund Total: | 424,781.56 |
| 70 | Information Systems ISF | | | | | | | | |
| 00064 | AT&T | | | District Wide 070214-080114 | 142144 | 26064006665_0814 | 082.08.2014 | 70-000-000-52-5262-000C | 37.91 |
| | | | | District Wide 071714-081614 | 142356 | 630Z040133_0814 | 084.08.2014 | 70-000-000-52-5262-000C | 7.45 |
| | | | | | | | | Vendor Total: | 45.36 |
| 00069 | AT&T Long Distance | | | District Wide 070914-080814 | 142358 | 854400680_0814 | 084.08.2014 | 70-000-000-52-5262-000C | 0.86 |
| | | | | | | | | Vendor Total: | 0.86 |
| 00158 | CDW Government Inc. | | | Battery Back-Ups | 142255 | NL06319 | 083.08.2014 | 70-000-000-53-5305-000C | 290.20 |
| | | | | | | | | Vendor Total: | 290.20 |
| 00431 | Stanley Convergent Security Solutions | | | AGC Golf Course 090114-113014 | 142212 | 1231265145_0914 | 082.08.2014 | 70-000-000-52-5240-000C | 931.71 |
| | | | | | | | | Vendor Total: | 931.71 |
| 00492 | JDA | | | IT Support Services September 2014 | 0 | September 2014 | 084.08.2014 | 70-000-000-52-5240-000C | 9,056.67 |
| | | | | | | | | Vendor Total: | 9,056.67 |
| 04121 | UMB Bank N.A. | | | Hard Drive | 0 | 0489_1407140000 | 171.08.2014 | 70-000-000-53-5305-000C | 200.00 |
| | | | | | | | | Vendor Total: | 200.00 |
| | | | | | | | | Fund Total: | 10,524.80 |
| 75 | Health Insurance | | | | | | | | |
| 00270 | Flexible Benefit Service Corp. | | | Billing 07/01/2014 - 07/31/2014 | 142168 | 95854 | 082.08.2014 | 75-000-000-52-5274-000C | 156.00 |
| | | | | | | | | Vendor Total: | 156.00 |
| 00725 | Park District Risk Mgmt Agency | | | WDSRA% | 142309 | July 2014 | 083.08.2014 | 75-000-000-12-1222-000C | 454.95 |
| | | | | Foundation% | 142309 | July 2014 | 083.08.2014 | 75-000-000-12-1221-000C | 232.74 |
| | | | | Group Term Life Insurance | 142309 | July 2014 | 083.08.2014 | 75-000-000-52-5230-000C | 882.31 |
| | | | | Health/Dental Insurance | 142309 | July 2014 | 083.08.2014 | 75-000-000-52-5231-000C | 109,411.29 |
| | | | | | | | | Vendor Total: | 110,981.29 |

Fund **Description**
Vendor No **Vendor Name**

| Line Item Description | Check No | Invoice Number | Batch Number | GL Account Number | Amount |
|-----------------------|----------|----------------|--------------|-------------------|--------------|
| Fund Total: | | | | | 111,137.29 |
| Report Total: | | | | | 1,525,031.31 |

Consent Agenda C



TO: Board of Commissioners

FROM: Larry Bower, Director of Parks and Planning, Owen O'Reilly, Mechanic

THROUGH: Mike Benard, Executive Director

RE: Equipment Purchase – Stand On Mowers

DATE: September 4, 2014

SUMMARY:

Staff requests approval to purchase two mowers budgeted in the current fiscal year:
(2) SCAG V-Ride Stand on Zero Turn Hydro Rider (#1304 and #1361)

Three quotes were requested for compatible equipment:

| | |
|------------------------------|-------------|
| DeKane Equipment Corporation | \$14,069.00 |
| Carol Stream Lawn and Power | \$14,079.98 |
| Reinders | \$14,800.00 |

PREVIOUS COMMITTEE/BOARD ACTION:

Not applicable.

REVENUE OR FUNDING IMPLICATIONS:

\$16,600 is allocated in the 2014 budget in accounts 10-101-000-57-5701-0000 and 10-101-000-57-5706-0000. The current mowers have no trade in value and will be retained for spare parts.

STAKEHOLDER PROCESS:

Not applicable.

LEGAL REVIEW:

Not applicable.

ATTACHMENTS:

Three quotes received for similar equipment.

ALTERNATIVES:

Not applicable.

RECOMMENDATION:

Staff recommends the purchase of the following equipment from DeKane Equipment Corp.:

| | |
|---|-------------|
| Two (2) SCAG V-Ride Stand on Zero Turn Hydro Riders | \$14,069.00 |
|---|-------------|

QUOTATION

Date: 9-02-2014

DeKane Equipment Corporation
47W619 US Rte. 30
Big Rock, IL. 60511
Phone: 630-556-3271
Fax: 630-556-3079
Cell: 815-739-0428
Bob Wicklund
bwicklund@mediacombb.net

To: Wheaton Park District
Attn: Owen O'Reilly
Address: 1000 Manchester Road
City: Wheaton, IL.
Zip: 60187
Phone: 630-653-5429
Email: oooreilly@wheatonparks.org
Cell: 630-917-4834
Fax: 630-665-8946

Price Quotes on SCAG Mowers

| QTY | MFR | PART # | Description | Price |
|--------------------------------|------|--------------|---|-------------|
| 1 | SCAG | SVR47V-22FX | V-Ride™ Stand on Zero Turn Hydro Rider with 48" Advantage Plus Deck with Kawasaki 22HP engine. 4 cu. Ft side Grass collection system included | \$6,969.00 |
| 1 | SCAG | SCVR52V-26FX | V-Ride™ Stand on Zero Turn Hydro Rider with 52" Advantage Plus Deck with Kawasaki 23HP engine. 4 cu. Ft side Grass collection system included | \$7,100.00 |
| Sub Total | | | | \$14,069.00 |
| Total Delivered Purchase Price | | | Total | \$14,069.00 |

Thank you,

Bob

Bob Wicklund
815-739-0428



SERVING THE MIDWEST

Account # 365414
Wheaton Park District
Attn: Owen O'Reilly
1000 Manchester Road
Wheaton, IL 60187

May 23, 2014

Dear Owen,

Thank you for the opportunity to quote your current equipment needs. Below is the configuration and pricing you requested. If you have any questions or need additional information please call.

| Qty. | Model # | Description | Ea. | Ext. Price |
|------|---------|--|------------------|---------------------|
| 1 | 74589 | Toro Grandstand with 52 inch Deck 25 HP Kohler Air-Cooled EFI Gasoline Engine | | \$ 7,450.00 |
| 1 | 74588 | Toro Grandstand with 48 inch Deck 23 HP Kohler Air-Cooled EFI Gasoline Engine | | \$ 7,350.00 |
| | | | Sub-Total | \$ 14,800.00 |
| | | | Tax | |
| | | | Total | \$ 14,800.00 |

**Quote good for
30 Days**

All pricing includes freight-in, set-up and delivery to your location.

Sincerely,

Whitey Anderson
Reinders Inc.
630-251-4832

Office: (888) 838-5778 Fax: (847) 678-5511 Equipment Parts: (888) 887-3302 www.reinders.com



Consent Agenda C



TO: Board of Commissioners

FROM: Andy Bendy, Director of Special Facilities
Bruce Stoller, Director of Golf

THROUGH: Mike Benard, Executive Director

RE: Approval of Purchases over \$10,000

DATE: September 5, 2014

SUMMARY:

The driving range at Arrowhead Golf Club was opened to the public in 1990. There have been no significant improvements made since that time and the area has started to deteriorate. The blacktop has several cracks in it and the divider tarps have begun to rip.

There are three individual line items in the project budget that exceed the \$10,000 threshold. These include range mats, range dividers and irrigation.

| Driving Range Renovation Line Items Over \$10,000 | |
|--|----------|
| RS Tee Up Mats (30 @ \$329 plus estimated shipping) | \$10,500 |
| Heavy Duty 10 Ft. Tee Divider (30@405 plus estimated shipping) | \$13,950 |

PREVIOUS COMMITTEE/BOARD ACTION:

REVENUE OR FUNDING IMPLICATIONS:

The driving range project is in the 2014 budget

STAKEHOLDER PROCESS:

LEGAL REVIEW:

ATTACHMENTS:

3 quotes for the range mats and tee dividers are attached. Staff chose a slightly more expensive mat (\$18 each) because we have tested it in the past and received good reviews from the public. The tee dividers are of different lengths so are not an apples to apples comparison. Staff chose the largest of the dividers with safety in mind. The least expensive divider is less than half the size of the one staff recommends.

ALTERNATIVES:

New tarps for the current range dividers and driving range mats must be purchased if the concrete project is not approved.

RECOMMENDATION:

Staff requests the Board of Commissioners' approval for the purchase of over \$10,000 of range mats, range dividers and irrigation



Range Servant America**QUOTATION**

3000 Center Place, Suite 300
Norcross, GA 30093
Phone: (800) 878-8050
Fax: (770) 448-8060

Date: 09/04/2014
Quotation: 00-14-11202501-MJJ

Arrowhead Golf Club - IL

26W151 Butterfield Road
Wheaton, IL 60187
Attention: Bruce Stoller
E-Mail: bstoller@wheatonparks.org

RS Tee Up Mats

| Item Number | Quantity | Description | Unit Price | Total |
|---------------|----------|---|------------|------------------|
| RST980 | 30 | RS Tee Up Mat. 5 X 5. Holds Wooden Tee. 100 Oz. Nylon. List \$395 | \$329.00 | \$9870.00 |
| Total: | | | | \$9870.00 |

Terms of Sale: Net 30 Days

FOB Point: GA

Valid for: 60 days

Comments: Freight Estimate: \$375

Place Order

Range Servant America**QUOTATION**

3000 Center Place, Suite 300
Norcross, GA 30093
Phone: (800) 878-8050
Fax: (770) 448-8060

Date: 09/04/2014
Quotation: 00-14-11202504-MJJ

Arrowhead Golf Club - IL

26W151 Butterfield Road
Wheaton, IL 60187
Attention: Bruce Stoller
E-Mail: bstoller@wheatonparks.org

Heavy Duty Tee Dividers 10 Foot

| Item Number | Quantity | Description | Unit Price | Total |
|---------------|----------|--|------------|-------------------|
| LC1010 | 30 | Heavy Duty Tee Divider 10 Foot, Thermoplastic Coated. List \$425 | \$405.00 | \$12150.00 |
| Total: | | | | \$12150.00 |

Terms of Sale: Net 30 Days

FOB Point: USA

Valid for: 30 days

Comments: Freight Estimate: \$1145

Place Order

[illegible]

YOUR ONE STOP SOURCE

9/3/14

| |
|--|
| |
|--|

| | |
|--|--|
| | |
|--|--|

WILKINSON PARK DIST

ARROWHEAD GOLF COURSE

BRUCE STOLLER

varlow TAN/

26. W 151 - BUTTERFIELD RD

укеагон

批

60/89

WIKRATON 366

60/89

CARDHOLDER NAME

EXP. DATE

1. d



TO: Board of Commissioners

FROM: Rob Sperl, Director of Planning
Bruce Stoller, Director of Golf

THROUGH: Michael Benard, Executive Director

RE: Concrete Paving for Driving Range

DATE: September 9, 2014

SUMMARY:

Plans and specifications were prepared by staff to replace the asphalt paving that is in poor condition at the driving range with poured concrete. An alternate was included in the bid to replace the stairs and create a ramp that would provide an ADA accessible route to the driving range.

Bids were solicited on August 22, 2014 and they were opened on September 3, 2014. The results were as follows:

| Contractor | Base Bid | Alt 1: Ramp & Stairs |
|----------------------|-----------------|-------------------------------------|
| Chadwick Contracting | \$87,427 | \$28,800 |
| A-Lamp Concrete | \$92,750 | \$33,875 |
| Elliot Construction | \$93,800 | \$42,200 |

Chadwick Contracting performed similar work as a subcontractor at Cosley Zoo and provided favorable references.

PREVIOUS COMMITTEE/BOARD ACTION:

N/A

REVENUE OR FUNDING IMPLICATIONS:

\$116,000 was budgeted within the current fiscal year for this project (60-611-000-57-5701-0000). Additionally the alternate amount of \$28,800 to construct the stairs and ramp can be funded through our accessibility account (40-000-000-12-1224-0000).

Additional project costs for improvements to be made by staff will be required and are requested separately.

STAKEHOLDER PROCESS:

N/A

LEGAL REVIEW:

Contract documents were provided by our legal counsel.

ATTACHMENTS:

N/A

ALTERNATIVES:

N/A

RECOMMENDATION:

It is recommended that the Wheaton Park District Board of Commissioner's approve a contract with the low bidder Chadwick Contracting for the concrete paving for the driving range in the amount of \$116,227.



TO: Board of Commissioners

FROM: Margie Wilhelmi, Director of Marketing, Valerie Lorimer, Graphic Arts Manager

THROUGH: Mike Benard, Executive Director

RE: **Program Guide Printing for 2015**

DATE: September 17, 2014

SUMMARY:

The Wheaton Park District prints and distributes 33,000 youth and family and adult program guides four times during the year along with 33,000 camps and aquatics guides in the Spring season. Printing bids were solicited on August 22, 2014 and they were opened on Monday, September 8, 2014. The results were as follows:

| Printer | Total Bid | Surety Check | Other Savings Option |
|------------------------|--------------|--------------|----------------------|
| The Strathmore Company | \$112,058 | Yes | Smart Print |
| RR Donnelley | \$116,658 | Yes | None |
| Hagg Press | Disqualified | No | None |
| Paulson Press | Disqualified | No | None |
| Signature Offset | Disqualified | No | None |

In summary, we received two qualified bids which included a surety check:

The Strathmore Company \$112,058 (Smart Print option*)

RR Donnelly \$116,658

*Smart Print: includes ad sales revenue which applies to print invoice.

PREVIOUS COMMITTEE/BOARD ACTION:

The board approved printing for 2014 program guides in September 2014 in the amount of \$114,935.

REVENUE OR FUNDING IMPLICATIONS:

\$135,000 is allocated in the 2015 budget in account 20 000 415 52 5235 0000

STAKEHOLDER PROCESS:

Not applicable.

LEGAL REVIEW:

Legal counsel reviewed RFP in 2013.

ATTACHMENTS:

Not applicable.

ALTERNATIVES:

Not applicable.

RECOMMENDATION:

It is recommended that the Wheaton Park district Board of Commissioner's approve a contract with the low bidder, The Strathmore Company for the printing services for the 2015 program guides in the amount \$112,058.

TO: Board of Commissioners
FROM: Rob Sperl, Director of Planning
THROUGH: Michael Benard, Executive Director
RE: Sensory Playground Phase 1 Surfacing
DATE: September 12, 2014

**SUMMARY:**

As we near completing the installation of the Phase I playground equipment for the Sensory Playground, it is necessary to contract for a safety surfacing. Traditionally we have bid this type of product out to allow for a variety of different surfaces to provide prices. Due to the specialized nature of this playground and the limited time we have to complete the project, staff sought quotes for playground safety surfacing through existing cooperative purchasing agreements. The following quotes were received and are attached:

| <i>Contractor</i> | <i>Amount</i> |
|--------------------------|----------------------|
| Kompan Vitriturf | \$47,263.32 |
| GameTime GT-Impax | \$49,290.00 |
| Sofsurfaces SofCRETE | \$50,406.38 |

The above quotes are provided by the manufacturers who have certified contractors install the product. We have not worked specifically with Vitriturf before, but they are an established national company and we have reviewed local projects and are satisfied that they will provide a quality surfacing. In addition, all manufacturers provide a five year warranty on their surfacing.

PREVIOUS COMMITTEE/BOARD ACTION:

Ordinance 2014-05 was approved at the April 16, 2014 board meeting outlining the process of the Wheaton Park District making purchases for the Play for All Foundation project.

REVENUE OR FUNDING IMPLICATIONS:

Funds for this project are committed from the Play for All Foundation. They have approved up to \$75,000 for this work at their August 13, 2014 meeting.

STAKEHOLDER PROCESS:

N/A

LEGAL REVIEW:

Joint purchasing agreements were reviewed in 2013 and considered acceptable.

ATTACHMENTS:

Proposals received from three manufacturers
Cooperative Agreement

ALTERNATIVES:

N/A

RECOMMENDATION:

It is recommended that the Wheaton Park District Board of Commissioner's approve the purchase of playground safety surfacing from Vitriturf in the amount of \$47,263.32.



SALES PROPOSAL



KOMPAN, INC. * 930 Broadway, Tacoma, WA 98402 * Tel 1-888-579-8223 * Fax 1-888-579-8224 * www.kompan.com

KOMPAN is a proud supplier partner of



Date 08/29/14
Expiration Date
Proposal No. SP32381
Project Danada South Play For All
Ship to State/Zip IL 60187
Customer Service Representative Kim Brown
Sales Representative Imagine Nation, LLC
Payment Terms TBD

Site Location: 160637
Danada South Play For All
TBD
Wheaton, 60187
United States

Invoice-to: 160637
Danada South Play For All
TBD
Wheaton, IL 60187
United States

Ship-to:
Danada South Play For All
TBD
Wheaton, IL 60187
United States

| Qty. | Item No. | Description | Unit Price | Retail Price | Disc. % | Net Price |
|-----------------------------------|------------------|--|------------|--------------|---------|------------------|
| U.S. Communities Contract #110171 | | | | | | |
| 2,786 | HS-5CFH-3000+100 | Vitriturf 100% color, 2" | 11.95 | 33,292.70 | 10.00 | 29,963.43 |
| 119 | HS-8CFH-3000+100 | Vitriturf 100% color, 3.5" for swing | 13.40 | 1,594.60 | 10.00 | 1,435.14 |
| 815 | HS-6CFH-3000+100 | Vitriturf 100% color, 2.5" for large structure | 12.50 | 10,187.50 | 10.00 | 9,168.75 |
| 3,720 | HS-ALIPHATIC | Aliphatic Binder | 2.00 | 7,440.00 | 10.00 | 6,696.00 |
| Total | | | | | | 47,263.32 |

Comments:

Price for poured-in-place surfacing includes material, delivery and installation.

Price for poured-in-place surfacing does not include sub base preparation, rubbish removal or security for work performed.

Customer is responsible for disposal of refuse / garbage.

This proposal assumes Prevailing Wage rates.

Terms for credit will be established upon approval.

If actual square footage exceeds the quantity quoted, customer will be responsible for extra charges/SF.

Quote assumes standard green and tan colors.

Quote assumes 6" compacted stone sub-base provided by others.

Summary:

| | Retail Price | Discount | Net Price |
|--|------------------|-----------------|------------------|
| Subtotal - KOMPAN Products | 0.00 | 0.00 | 0.00 |
| Subtotal - Other Products | 0.00 | 0.00 | 0.00 |
| Subtotal - Surfacing | 52,514.80 | 5,251.48 | 47,263.32 |
| Subtotal - Installation & Other Services | 0.00 | 0.00 | 0.00 |
| Subtotal - Freight | 0.00 | 0.00 | 0.00 |
| Subtotal | 52,514.80 | 5,251.48 | 47,263.32 |

Estimated Tax Rate

(Applicable sales tax will be added unless a valid tax exemption certificate is provided. This amount is only an estimate of your tax liability.)

0.00

Total**47,263.32**

Your acceptance of this proposal constitutes a valid order request and includes acceptance of terms and conditions contained within the Master Agreement, which is hereby acknowledged. Acceptance of this proposal by KOMPAN is acknowledged by issuance of an order confirmation by an authorized KOMPAN representative. Prices in this quotation are good for 60 days.

This proposal may be withdrawn if not accepted by 10/28/14.

KOMPAN Products are "Buy American" qualified, and compliant with the Buy American Act of 1933 and the "Buy American" provision of the ARRA of 2009.

KOMPAN Authorized Signature:

Accepted By (signature): _____

Accepted By (please print): _____

Date: _____



GameTime c/o
Cunningham Recreation
2135 City Gate Lane, Suite 300
Naperville, IL 60563
Phone 800.942.1062
Fax 630.554.3750

QUOTE
#94828

08/29/2014

Danada South Play For All - Safety Surfacing Plan: Phase 1 (Option # 1)

Wheaton Park District
Attn: Steve Hinchee
102 East Wesley Street
Wheaton, IL 60187
Phone: 630-510-4976
Fax: 630-665-8946
shinchee@wheatonparks.org

Project #: P73775
Ship To Zip: 60187

| Quantity | Part # | Description | Unit Price | Amount |
|----------|--------|---|------------|-------------|
| 3720 | PIP | GT-Impax - Per Square Foot, Poured-In-Place Safety Surfacing - 100% COLOR - <i>* Price includes freight, materials, and installation under prevailing wages.</i> <i>* 2,675ft² - 100% Green // 1,045ft² - 100% Beige</i> <i>* 410ft² @ 3.5" depth for an 8' CFH (for under the swings) & 3,310ft² @ 2.5" depth for a 6' CFH</i> <i>** Options (or to be provided by others) **</i> <i>* Add \$765 for an on-site dumpster during the installation.</i> <i>* Add \$765 for site security during the PIP drying process.</i> | \$13.25 | \$49,290.00 |

* Site must be clear, level, free of obstructions, and accessible.

* Customer is responsible for the supply & installation of the
surfacing sub-base and borders.

SubTotal: \$49,290.00
Total Amount: \$49,290.00



GameTime c/o
Cunningham Recreation
2135 City Gate Lane, Suite 300
Naperville, IL 60563
Phone 800.942.1062
Fax 630.554.3750

QUOTE
#94828

08/29/2014

Danada South Play For All - Safety Surfacing Plan: Phase 1 (Option # 1)

Pricing: Prices are firm for 30 days unless otherwise noted. Above costs assume one shipment and one installation unless otherwise noted. Taxes will be shown as a separate line item if included.

Lead Time/Shipment: Standard orders shipped 4 weeks after receipt of order and acceptance of your purchase order, color selections, approved submittals, (if required) unless otherwise noted. Custom equipment and shades may require a longer lead time. Surfacing lead time is approximately 2 weeks after scheduling request. It is the responsibility of the owner to offload and inventory equipment, unless other arrangements have been made. Missing or damaged equipment must be reported within 60 days of acceptance of delivery. Equipment may be sent in multiple shipments based on point of origin.

Payment Terms: Payment in full, Net 30 days subject to approval by Credit Manager. Pre-payment may be required for orders equaling less than \$5,000. A signed P.O. made out to Gametime C/O Cunningham Associates, Inc. or this signed quotation is required for all orders unless otherwise noted. A 1.5% per month finance charge will be imposed on all past due accounts. Equipment shall be invoiced separately from other services and shall be payable in advance of those services and project completion. Checks should be made payable to Game Time unless otherwise directed.

Returns: Returns are available on shipments delivered within the last 60 days and only if the product is in merchantable condition, has never been installed, and has never been stored in an area of little or no protection. A 25% restocking fee will be applied to all goods. Customer will be charged freight for both the outbound and inbound shipment. Any credit will be based on the condition of the item upon its return. Uprights cannot be returned.

Acceptance of this proposal indicates your agreement to the terms and condition stated herein.

Wish to pay by credit card? Please complete the following information:

_____ Mastercard _____ Visa _____ AMEX

Credit Card Number: _____ Exp Date: _____
CSC, Carde Security Code: _____
Name as it appears on card: _____
Amount to be charged to card: _____
Email or Fax credit card receipt to: _____

Site should be clear, level and allow for unrestricted access of trucks and machinery. Customer is responsible for providing a secure location to off-load and store the equipment during the installation process. The customer is responsible for theft or damage of the equipment from the time the equipment is off-loaded until the installation of the equipment is complete, unless other arrangements are made and noted on the quotation. Price includes ONLY what is stated in this quotation. If additional site work or equipment is needed then the price is subject to change. Customer shall be responsible for unknown conditions such as buried utilities (public & private), tree stumps, rock, or any concealed materials or conditions that may result in additional labor or materials cost. Customer will be billed hourly or per job for any additional costs.

Acceptance of quotation:

Accepted By (printed): _____ Date: _____
Title: _____ P.O. No: _____
Telephone: _____ Fax: _____

Purchase Amount: **\$49,290.00**

SALES TAX EXEMPTION CERTIFICATE #: _____

(PLEASE PROVIDE A COPY OF CERTIFICATE)

Salesman Signature

Customer Signature



GameTime c/o
Cunningham Recreation
2135 City Gate Lane, Suite 300
Naperville, IL 60563
Phone 800.942.1062
Fax 630.554.3750

QUOTE
#94828

08/29/2014

Danada South Play For All - Safety Surfacing Plan: Phase 1 (Option # 1)

ORDER INFORMATION:

Bill to: _____ Ship to: _____
Contact: _____ Contact: _____
Address: _____ Address: _____
Address: _____ Address: _____
City, State, Zip: _____ City, State, Zip: _____
Tel: _____ Fax: _____ Tel: _____ Fax: _____



4393 Discovery Line

Phn: 800 263 2363

P.O. Box 239, Petrolia,

Phn: 519 882 8799

Ontario, Canada.

Fax: 519 882 2697

QUOTATION - SofCRETE® Installed

| Customer Name and Project Specifications: | | | Date: | 08-Sep-14 | Quote # R | 44960 |
|---|-----------------------|-------------------------------|-----------------------------|-------------------|---|------------------|
| Attn: | Steve Hincee | Project: | Quotation: | | | Site Conditions: |
| Customer: | Wheaton Park District | Sensory Garden - Danada South | 4', 5' & 7' | Drop Height | Waste Container: by others Base: Granular Edging: Concrete Curb Security: by others Access: Exterior, unrestricted Graphics: yes | |
| | 1000 Manchester Rd | Ship To: | 100% | Colored TPV | | |
| | Wheaton IL, 60187 | | 0% | Black TPV | | |
| | 630-510-4976 | Wheaton IL | 3721 | Sq Ft Area | | |
| | 630-665-8946 | | 01/01/1904 | Installation Date | | |
| | | Sales Associate: Parkreations | Paul Gozdel Aromatic Binder | | | |

Scope of Project

| Thickn. | SqFt | Description | |
|---------|------|------------------------------|-------------------|
| 3.1 | 2285 | SofCRETE™ Base Layer | 7' @ \$17.90/sqft |
| 1.6 | 675 | SofCRETE™ Base Layer | 4' @ \$14.78/sqft |
| 2.1 | 761 | SofCRETE™ Base Layer | 5' @ \$15.50/sqft |
| 0.4 | 2676 | SofCRETE™ Top Layer, Premium | 100% Bright Green |
| 0.4 | 1045 | SofCRETE™ Top Layer, Premium | 100% Beige |

The undersigned, for **Wheaton Park District**
accepts the terms and conditions which apply
to this quotation.

NJPA Contract #022113

| | |
|-------------------------------------|-------------|
| Total NJPA Installed SofCRETE Cost: | \$62,673.50 |
| Additional Discount off NJPA cost: | (15,983.65) |
| Additional Install Cost: Union Wage | 2,046.55 |
| Additional Install Cost: Design | 1,669.98 |

Total Cost of SofCRETE® Safety Surface Installed -US\$: \$50,406.38

Signed for: **Wheaton Park District**

Total Cost per Square Foot: \$13.55

Date: Quote # 44960

Quote Prepared by: **Linda Stevens**

This quotation is valid for 60 days from the above date.

REGISTER

- or Sign In -

SolutionsBY SUPPLIER ([show all ->](#))

BY CATEGORY

[Facilities](#)[Office & School](#)[Specialty](#)[Technology](#)**Main Menu**

JUMP TO:

[Solicitations](#)[About](#)[News & Events](#)[Resources](#)[Shop](#)[Solutions](#)[Contact Us](#)[Education Purchasing](#)[Government Purchasing](#)[Nonprofit](#)[Go Green Program](#)[Innovation Exchange](#)

Kompan

Playground Equipment

[Home](#) > [Kompan](#)**Website:** [Kompan](#)**Phone:** 888-579-8223**Email:** uscommunities@kompan.com**Fax:** 888-579-8224**Contract:** [View Documents ->](#)[Overview](#)[Solutions](#)[Benefits](#)[Pricing](#)[FAQs](#)[Shipping](#)

Kompan Pricing

U.S. Communities participants can purchase KOMPAN playground products at the following discounts:

| Category | Discount |
|--|----------|
| Playground Equipment Price List (including components) | 10% |
| Surfacing Materials Price List | 10% |
| Site Furnishings Price List | 12.5% |
| Services Price List | 5% |
| Related Products Price List | 5% |

| Price of KOMPAN | Additional Volume Discount |
|---------------------|----------------------------|
| \$100,000-\$199,000 | 2% |
| \$200,000-\$499,999 | 5% |
| \$500,000 and over | 10% |

Volume discounts will be applied to the net contract price. For example, an order that includes \$210,000 will be calculated by first applying the 10% contract discount for a discounted price of \$189,000 and next the volume discount will be applied to that discounted contract price: Ex: \$189,000 x .95 = \$179,550

[REQUEST CONTACT](#)**New! Smart Playground**

The New Smart Playground™ from Kompan Combines Hans Christian Andersen Fairy Tale Themed Play Structures with Educational Teach Guides and Educational Apps

[View Press Release](#)[Learn More](#)

TO: Mike Benard, Executive Director
FROM: Larry Bower, Director of Parks & Planning
DATE: September 2, 2014
SUBJECT: Board Report, August 2014

Park Services Center

- Park Services Center held the 2nd Annual District Staff Touch-A-Truck. Staff cleaned all equipment, trucks, and set up for the event. Saturday August 9th, over 50 kids came through the Park Services Center to tour and see the equipment that is used to keep our parks maintained. Wheaton Park District families brought their children, grandchildren, brother, sisters, nieces and nephews to the Park Services Center to see and climb on the different equipment the park district has. There were prizes, faces painted and friends made along with many horns to honk during the event. A good time was had not only by the kids but also by the staff hosting the event.

Planning

- Arrowhead Paving – Bids are being received for repair work on 4/8 west and parking lot patching (see statement of issue).
- Arrowhead Range – Bids are being received to resurface the driving range and make ADA improvements (see statement of issue).
- Central Athletic Center – The parking lots are scheduled to be seal coated by the developer. Rain and existing programs have delayed the work slightly.
- Community Center Boilers – Engineering proposals were received to plan for replacement of the boilers.
- Cosley/855 Prairie Parking Lots – The project began by establishing the connection between the 855 Prairie lot and the existing permeable lot. It is expected that the Cosley lot will be open by the end of September.
- Elliot Lake – Construction is scheduled to begin on restoring the shoreline and is expected to take approximately four weeks.
- Graf Synthetic Turf – Work on the field was completed including the establishment of a soccer area with dirt spoils from construction.
- Museum Roof Grant – A structural assessment of the roof was completed on September 3. A preconstruction meeting was held on September 4. Construction is still pending approval by the Illinois Historical Preservation Agency.
- Northside Berm Improvements – The city's contractor began raising the height of the berm to prevent future overtopping. They expect to be completed the first week of September.
- Play for All – Staff has been assisting with preparations for the October 11 preview and dedication. Surfacing estimates through cooperative purchasing have been obtained (see statement of issue).

Operations

- Fall soccer Work Order. Lay-out and stripe 23 game fields, set up goals on all game fields and 8 practice fields.
- Fall Football Work Order. Lay-out and stripe three football fields. Include five and ten yard markers, hash marks, numbers, and arrows. Player benches, bleachers, extra trash receptacles, barricades, signage. Move freezers and golf carts to Graf Park. Clean concession stand, and hook up coffee and hot chocolate machines.
- At Graf Park the scoreboard was rewired and repainted. Goals posts on East Field were painted. The shelter house exterior was power washed and painted. Both bathrooms were power washed and painted. All concrete around the shelter was power washed.
- Concrete garbage cans were placed. All benches and bleachers were inspected and repaired.
- Tables, chairs, tents were brought in for the Grand Opening Event.
- Toohey Park building required extensive patching and repainting on the Southside of the building due to Camp use. The rugs also were cleaned; however all the paint was not able to be removed. The carpeting is in poor condition and will need to be replaced.
- Work continues at the Lincoln Marsh kitchen area where all new counter tops are being installed.
- Staff is still grooming baseball fields six days a week, and restriping three football fields and 23 soccer fields per week.
- Staff seal-coated and striped one section of parking lot at the Community Center as time allowed.
- Staff located and marked out underground water and electrical lines at Graf Park and Cosley Zoo to facilitate the contractor's construction work.
- Pavement traffic markings and crosswalks were painted at the Community Center parking lot.
- Due to the conducive weather for turf growth, an extra mowing person was added to the mowing crew to keep pace with the rapid growth of our turf.
- Staff restocked the baseball supply boxes with Turface and lime on all fields in play for the Fall Season.
- Staff inspected and repaired all soccer goals, player benches, and grand stands at Graf Park for the beginning of the Football season.

Projects

- Play for all Playground: Completed the concrete work for phase one, curbs and sidewalks. Began installing playground equipment. Grading area with clay and fill to raise final grade.
- Atten Garage: Completed framing, siding and Roof. Electrical work, painting and concrete path still need to be completed.

- Work orders for electrical work. Repaired Graf Scoreboard, fixed lights at the museum, and change out tennis court lights.
- Work orders for signs and banners. Arrowhead, Cosley Zoo, Park Services, and special events.
- Set up, work the event, and take down for two special events; Brew Fest and Shakespeare in the Park.
- Work orders for History Museum. Built display cases and a tree for their new exhibits.

Horticulture

- August is the month we begin spraying our turf with a broadleaf herbicide. Our turf areas with athletic fields and open space are heavily used throughout the year. Each year we spray a broadleaf herbicide to kill the many weeds like dandelions and clover to provide a thicker better turf for the many activities that take place on our grassy surface. If we do not do this the turf will become thin and in poor condition, which creates unsafe playing conditions for athletics and unsightly open space for our patrons. Each year we start in August at the school sites before the students return for fall start of school.
- Sod repairs were completed on some of the athletic areas in the two week window we had between camps and the start of the fall season. These areas had the old turf removed and replaced with new bluegrass. The challenge always is to get it established before the next round of wear and tear.
- Trim crews continue to work at keeping the parks mowed, weed whipped, weeded and pruned. By August 9th we lost 90% of our summer seasonal staff which reduces our numbers on this crew by 75%. They continue to do a good job trying to keep up with the continued growth in the 53 parks.
- The water wagon continues to run on a regular basis watering the flowering annuals, new sod, and spring trees and shrubs that were planted between May and June.

Conservation

- Conservation Staff conducting tree work at various sites in District.
- Staff removing invasive species at District natural areas.
- Staff monitoring and general upkeep of trails/paths at Lincoln Marsh.
- Removal of ash trees with disease throughout Districts
- Staff controlling nuisance wildlife.
- Assisting in day to day operations of Parks Services.

Lincoln Marsh

- Lincoln Marsh hosted a total of 896 participants in Adventure Education and Nature Interpretation/Environmental Education in August.
 - Adventure Education staff presented 52 programs and camps to 681 participants.
 - Environmental Education staff presented 20 environmental education programs and camps to 215 participants.
- The Lincoln Marsh summer camp season came to a conclusion on August 8th.
- Adventure and Environmental Education Supervisors hired additional part time staff and conducted orientation/training.
- Staff and instructors are gearing up for the fall program season.
- Experiential Systems Incorporated (ESI) conducted an Association for Challenge Course Technology (ACCT) Level II certification for 3 staff. ACCT develops and publishes standards for design, performance, inspection, operation and certification for the challenge course industry; they are recognized as the leading professional resource for challenge courses and provide different levels of test certifications (1, 2 and challenge course manager).

Green Team Report

- The Wheaton Park District has collected and recycled 5.74 tons of paper in the Abitibi Paper Retriever bin to date in 2014. Our paper recycling efforts have saved 17.22 cubic yards of landfill space, and 23,545.48 KWH of energy.
- USA's gain recycling efforts collected 1,816 pounds of clothing in August. This saves 2,542,400 gallons of water, 11 cubic yards of landfill space and 12,712 pounds of CO2 prevented from emission.

Mechanic

- Inspections on equipment and vehicles are up to date.
- Personal lift annual safety inspections and boom truck annual inspections all complete with no problems.
- Replacement truck delivery updated to mid-November.

TO: Michael Benard, Executive Director
FROM: Mary Beth Cleary, Director of Recreation
RE: Recreation Program Report
DATE: September 5, 2014

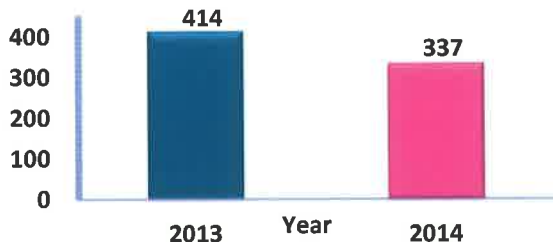


Athletics

- Thank you to the Wheaton Park District Board of Commissioners, Mike Benard, and the Planning Department for making the Graf Park Synthetic Turf Field a reality. The field dedication took place on Friday, August 22. The night was celebrated with a performance by the 7th Grade Rams Cheerleaders, scrimmages by our Wheaton Wings U13 Girls teams and our Wheaton Youth Lacrosse program, plus the first two football games of the Wheaton Bowl. Each participant received a team pennant as a remembrance of the occasion and a Popsicle. Over one hundred people were on hand for the dedication. Thank you to Ray Morrill, Terry Mee and Mark Schobel for attending. See attached collage of pictures from that night.
- Rams Football kicked off the pre-season with the Wheaton Bowl held at Graf Park shortly after the new turf field dedication on Friday, August 22. Approximately 120 Rams players and their families attended the event with our JV NFC Gold and Senior NFC teams playing the first official games on the new field – and they loved it! The flag football program kicked off their pre-season games at Graf Park on Saturday, August 23. Despite the early afternoon storm we were able to get almost all six games in. The official season began on Saturday, August 30 and 31. On September 6, the Rams program hosted a fundraiser event at the American Legion Hall with potluck dinner and an exciting Trivia Night with a DJ.

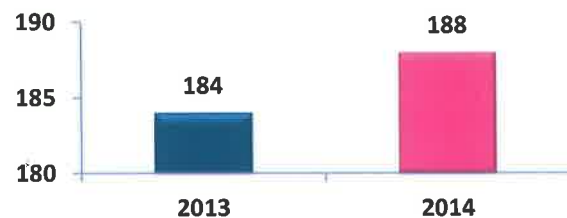
Rams Football 2014

Participants



Flag Football 2014

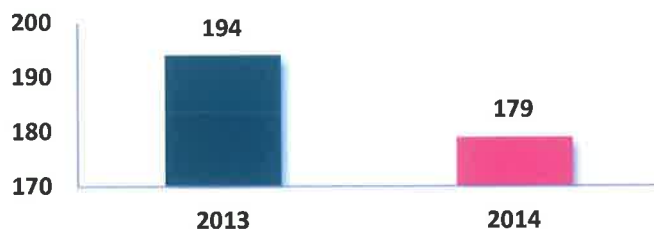
Participants



- The Rams Cheerleading program continues to practice at the Central Athletic Center in preparation for cheer competitions beginning in early September. The Rams Cheerleading program will host November 16 an inter-program cheerleading showcase at the Central Athletic Center. The Rams Cheerleading program plans to make it a fundraising event and invite their cheerleading parents to attend.

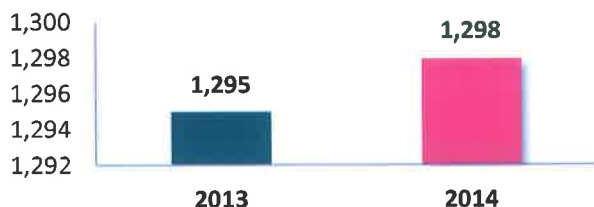
Cheerleading 2014

Participants



- The Fall Soccer Coach's Meeting was held on August 20th. Eighty-four coaches attended the meeting which was one of our best turnouts for soccer this year. We reviewed the park district soccer manual, handed out rosters, and equipment. Mike Wiggins from 5 Star Soccer, started off the night with a motivational speech for all the coaches. Practice times were also confirmed at the meeting. Fall In-House Soccer practices began on the week of August 25. Games began on Saturday, September 6.

Fall In-House Soccer Participants



A new Fall Soccer Referee Training was added this season on August 19 and August 21. Ten new potential referees enrolled for the training. All participants enrolled passed and were given paperwork needed to complete to officially referee soccer games.

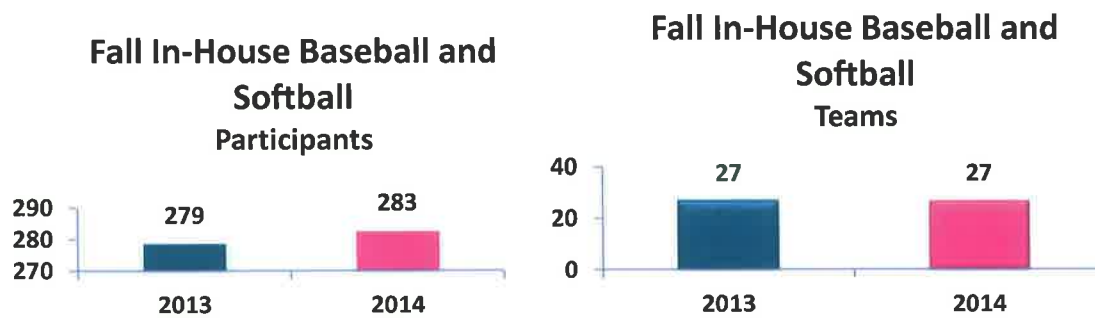
- The Fall Soccer Referee Meeting was held on August 21. Staff went over Park District policies and procedures, and a refresher course on soccer rules, referee positioning and game management.
- Soccer Coaches Training was held on August 23. Nearly 40 coaches came to listen, watch, and actively participate in the training. Mike Wiggins conducted the training and offered his help to all the coaches at any point during the season.
- On August 4, the Wheaton Wings started the season with week-long preseason camps. (Boys teams that attended the seeding festival) or the week of August 11 (everyone else). Regular training began the week of August 18. The U11 Girls Black team attended the Schaumburg Soccerfest tournament in August and finished 1st Place in the "A" Division. The U10 Girls Black team also attended the Schaumburg Soccerfest tournament and finished 2nd place. Regular season games began September 6. The club had a group outing to the Chicago Fire game on Saturday, September 13 at 7:30 pm when the Fire played Toronto FC.

Wheaton Wings Participants



- We are now entering our fifth year of running a Fall In-house Baseball and Softball program for our residents. This season we have 25 teams with 283 participants. Practices started the week of August 4 and the first games took place on Tuesday, August 19. In an effort to help out the Carol Stream Park District and Glendale Heights Parks and Recreation Department, our 7-8th Grade Baseball and 7-8th Grade softball divisions will play against their teams. A special thanks to Ron Elenbaas for organizing equipment bags and for taking care of

ordering the uniforms.



- The athletic division is in its fifth year of running a Fall Travel Baseball League. The Fall Travel Baseball League will take place on Sunday from September 6-October 26.
- A special thank you to the Parks Department as the field layout for the Fall Soccer season was spaced perfectly and the overall quality of the fields for both Football and Soccer were in excellent condition to start the season off right.
- The pure travel baseball team tryouts for the 2015 season took place on Saturday, August 2 and Sunday, August 3. The pure travel softball team tryouts for the 2015 season took place the week of August 4. The travel teams are all set for both baseball and softball for the 2015 season.
- The Travel Basketball season is quickly approaching. The first set of tryouts was for our fourth through eighth grade girls' basketball program, on Saturday, September 6 and Sunday, September 7 at the Central Athletic Center. The fourth and fifth grade boy's travel basketball tryouts are scheduled for Saturday, September 13 and Sunday, September 14 at the Central Athletic Center. The feeder sixth, seventh and eighth grade boys tryouts will be Sunday September 21 and 28.

Early Childhood and Camps

- Another summer camp season ended on Friday, August 15 with 2,032 participants. This is up 486 (24%) campers over 2013.
- The Before and After Care program for the summer camps made a total of \$10,824. This year Before and After Camp care was offered at the Northside Park Camps (Camp Illini, Mean Campo Green, And Awesome August)
- The Wide Horizons Preschool Program has 133 participants registered for the 2014-2015 school year. Orientation for children and parents was on August 25 & 26. The school year begins on Tuesday, September 2.

Birthday Parties August 2014

| Party | # of parties | # of participants |
|-------------|--------------|-------------------|
| Pottery | 1 | 15 |
| Safety City | 1 | 20 |
| Total | 2 | 35 |

Varied Interest

- Camp I Don't Know wrapped up on August 8 with a popular field trip to Funway in Batavia. The majority of feedback has all been positive. The layout for CIDK for 2015 will change to mirror the schedule of Camp No Name.
- Missoula Children's Theatre is on the rise again after a successful 2014 summer. Participants performed in two productions on Saturday August 9 at 3pm and 5:30pm. Housing for the Missoula actors (two hotel rooms for eight days/7seven nights) has been donated by Hampton Inn- Naperville for the past four years. Below is a three year comparison of this program:

| | 2012 Rumpelstiltskin | 2013 The Secret Garden | 2014 Rapunzel |
|------------------------------|---------------------------------|-----------------------------------|--------------------------|
| # of Participants Auditioned | 75 | 43 | 55 |
| Audition Revenue | \$385 | \$211 | \$274 |
| # of Participants Cast | 60 (max # allowed) | 36 | 47 |
| Casting Revenue | \$4,044 | \$2,533 | \$3,358 |
| # tickets sold | 463 | 253 | 268 |
| Ticket Revenue | \$2,204 | \$1,415 | \$1,412 |
| TOTAL REVENUE | \$6,633 | \$4,159 | \$5,044 |
| Contractual Expenses | \$3,550 | \$3,550 | \$3,550 |
| Wages Expenses | \$200 | \$200 | \$200 |
| T-shirt Expenses | \$0 | \$0 | \$0 |
| TOTAL EXPENSES | \$3,750 | \$3,750 | \$3,750 |
| NET REVENUE | \$2,883 | \$409 | \$1,294 |

- Wheaton Dance Crew performed at the Missoula productions for the third year. Their next performance will be at the Day of Play event on Saturday September 5.
- Fall dance class enrollment has been strong with 148 dancers to date. This is 14 more than at this time in 2013. Classes will begin the week of September 8 and run through the week of December 15.

Leisure Center

- The annual Leisure Center Picnic was held on August 7. The weather was beautiful, so we were able to eat outdoors and accommodate everyone off the wait list. Eighty people enjoyed lunch catered by Portillos and great entertainment. Arrowhead donated homemade potato chips, which were a huge hit. A new sponsor, Monarch Landing, paid for the entertainment.
- Awesome August, another yearly party, held on August 29 was also full with thirty-five people who enjoyed a picnic and entertainment on the patio.
- On August 21 a full bus of forty-two people visited White Pines State Park to enjoy a show called "The Chairman's Board", featuring the songs of Tony Bennett, Bing Crosby, and Nat King Cole. The show is in a rustic and fun lodge that served great homemade food.
- Forty eight people visited the Pyramid House on August 25 where they enjoyed lunch and a visit to a button factory.
- A free fall prevention seminar on August 13 drew 75 participants.

Community Center, Registration, and Customer Service

1. RecTrac
 - a. Created 200 Re Admit Tickets for the Pools
 - b. Created 200 Rain Check Tickets for the Pools
 - c. Created POS Museum button for their 2 for 1 Membership sales
2. Trainings
 - a. Attended Community Center Management Meeting
 - b. Trained staff on the use of One-Note- (free form information tool for multi-user collaboration)
 - c. Fall In-Service training for part time staff
 - d. Trained staff on:
 - Zach's Law
 - Closing Cash Handling Protocol
 - Procedure for Responding to Medical Emergencies
3. Administrative
 - Karen Donisch and Sue Vasilev met with Plainfield Park District to provide an overview of the Pass Management, Facility Super Grid and POS system in RecTrac.

August Leisureship update

- 107 families have been assisted in current fiscal year
- 111 families had been assisted in previous fiscal year
- 3.60% decrease in 2014 vs. 2013
- Fundraising efforts –

| | |
|--|------------|
| Lanyard Sales | \$20.10 |
| Web/Walk-In Donations | \$0.00 |
| Studio Movie Grill Ticket Sales | \$11.00 |
| Pretzel Sales – Brew Fest | \$1,000 |
| Total: | \$1,032.01 |

TO: Mike Benard, Executive Director
 FROM: Andy Bendy, Director of Special Facilities
 RE: September 17, 2014 Board Report

Cosley Zoo - Susan Wahlgren, Zoo Director

Fundraising/Revenue Activities

Admissions:

| Month | Attendance | | Gross Revenue | | Staff Expenses | | Net Revenue | |
|---------------|---------------|----------------|------------------|------------------|------------------|------------------|------------------|------------------|
| | 2013 | 2014 | 2013 | 2014 | 2013 | 2014 | 2013 | 2014 |
| January | 1,167 | 296 | \$ 2,084 | \$ 469 | \$ 0 | \$ 0 | \$ 2,084 | \$ 469 |
| February | 908 | 364 | \$ 1,621 | \$ 636 | \$ 0 | \$ 0 | \$ 1,621 | \$ 636 |
| March | 5,394 | 6,269 | \$ 8,803 | \$ 10,175 | \$ 2,250 | \$ 1,672 | \$ 6,553 | \$ 8,503 |
| April | 10,767 | 12,373 | \$ 20,853 | \$ 21,146 | \$ 2,276 | \$ 2,275 | \$ 18,578 | \$ 18,871 |
| May | 14,333 | 19,405 | \$ 28,789 | \$ 32,581 | \$ 2,345 | \$ 2,424 | \$ 26,444 | \$ 30,157 |
| June | 19,723 | 20,484 | \$ 33,002 | \$ 31,440 | \$ 2,381 | \$ 2,306 | \$ 30,620 | \$ 29,134 |
| July | 18,998 | 25,923 | \$ 35,522 | \$ 46,616 | \$ 2,336 | \$ 2,367 | \$ 33,186 | \$ 44,249 |
| August | 19,159 | 17,919 | \$ 33,841 | \$ 31,395 | \$ 2,307 | \$ 2,218 | \$ 31,534 | \$ 29,177 |
| Totals | 90,449 | 103,033 | \$164,515 | \$174,458 | \$ 13,894 | \$ 13,262 | \$150,620 | \$161,196 |

Significant Activities/Accomplishments

Programs and Activities:

- Junior Zookeepers (JZs) completed their year with an “overnight” at the zoo. A record number of applicants (41) have been received from teens interested in being part of the JZ program for 2014/15.
- Cosley Zoo was part of the activities offered by Naper Settlement at their Naper Nights event August 22 and 23. The zoo provided an educational display, biofacts, and live animals.
- Program data for August and year-to-date are below:

Total Programs - August

| Type of Program | 2014 Number of programs | 2014 Number of participants | 2013 Number of programs | 2013 Number of participants |
|------------------------|-------------------------------|-----------------------------------|-------------------------------|-----------------------------------|
| Outreach | 3 | 375 | 7 | 184 |
| Casual Interpretation | 219 | 14,230 | 125 | 8,216 |
| Birthdays | 5 | 46 | 0 | 0 |
| Camps | 1 | 17 | 1 | 17 |
| Jr Zookeepers Club | 1 | 14 | 1 | 10 |
| School programs | 7 | 196 | 1 | 28 |
| Scout Programs | 1 | 14 | 1 | 8 |
| Park District programs | 6 | 43 | 9 | 99 |
| Special/Members Events | 0 | 0 | 0 | 0 |
| Rentals | 8 | 428 | 8 | 325 |
| Total | 251 | 15,363 | 153 | 8,887 |

Total Programs – Year-to-date

| Type of Program | 2014 YTD Number of programs | 2014 YTD Number of participants | 2013 YTD Number of programs | 2013 YTD Number of participants |
|------------------------|-----------------------------------|---------------------------------------|-----------------------------------|---------------------------------------|
| Outreach | 80 | 2,997 | 75 | 2,502 |
| Casual Interpretation | 735 | 48,016 | 554 | 32,229 |
| Birthdays | 19 | 208 | 13 | 145 |
| Camps | 4 | 56 | 6 | 93 |
| Jr Zookeepers Club | 8 | 152 | 8 | 103 |
| School programs | 133 | 3,265 | 116 | 2,159 |
| Scout Programs | 25 | 356 | 19 | 204 |
| Park District programs | 60 | 586 | 55 | 669 |
| Special/Members Events | 5 | 2,576 | 4 | 2,853 |
| Rentals | 65 | 3,461 | 69 | 2,966 |
| Total | 1,134 | 61,673 | 919 | 43,923 |

Miscellaneous:

- After installing six small custom doors in the chicken enclosure, staff is working on conditioning the chickens to participate in a new educational and revenue producing activity, public chicken feeding. The zoo hopes to offer this daily activity by the end of September.

Parks Plus Fitness – Ryan Miller, Manager

- Day of Play was a day to get up, get out and get active! On September 6th, we encouraged families to shut off their computers, tablets and TVs and head to the Fitness Center and Community Center Gym for active family fun! Our goal was to celebrate the many ways families can get moving and over 250 participants attended this event. The day of play included crafts, bounce house, athletic and cultural arts demonstrations. The event was hosted by Parks Plus Fitness and sponsored by local business, with each participant experiencing an active day of play including healthy snacks, their crafts and handouts.
- Parks Plus Fitness continued to bring in new members through Silver Sneakers program. The club is up to 45 members, 12 current members and 33 new members have joined.
- August 11 staff met with First Trust to discuss Light the Torch Run enrollment numbers and ordering of supplies.
- Staff met with Lions Club August 19 to discuss budget and progress with sponsorships. Lions Club has \$12,500 committed for sponsorship already.
- The Museum hosted a Lunch and Learn August 20, where Michelle guided staff around the historic buildings at Wheaton College. 16 people attended this session.

| PPFC Membership Breakdown | Annual | 3-Month | 1-Month | Fit-N-Swim | Total |
|---------------------------------|--------|---------|---------|------------|-------|
| August 2014 | 1901 | 15 | 14 | 0 | 1,930 |
| August 2013 | 1872 | 17 | 4 | 0 | 1,893 |
| July 2014 | 1,857 | 15 | 18 | 2 | 1,892 |
| July 2013 | 1,845 | 9 | 12 | 0 | 1,866 |
| June 2014 | 1,865 | 55 | 27 | 3 | 1,950 |
| June 2013 | 1,847 | 69 | 13 | 6 | 1,935 |
| Monthly Total Attendance/ Usage | | 8,907 | | | |

PPFC August 2014 New and Renew Memberships:

| Membership Type | New | Renew | Total Amount |
|---------------------|-----|-------|--------------|
| Annual | 62 | 93 | 35,690 |
| 3 Month | 8 | 7 | 1,867 |
| Total for all Types | 70 | 100 | 37,557 |

Arrowhead – Restaurant and Banquets- Steve Glass, Director F & B

Banquets

- Held 72 events for 4,866 guests in June.
- Hosted 9 weddings and 5 outdoor ceremonies.
- Food Bid published.
- Holiday packages finalized.

Restaurant

- Business continues to be solid despite almost daily threat of rain.
- Football promotions begin Sunday.
- Beach Party successful despite intermittent rain.
- Oktoberfest being promoted.
- Fall menu drafts being created.

Arrowhead Golf Club-Bruce Stoller, Director of Golf

- August weather was generally pleasant as we avoided any extended hot spells. However, a pair of large storms dropped over five inches of rain in a 36 hour period from the evening of the 20th through the morning of the 22nd.
- Meteorological summer (June-August) was the wettest in history at Midway Airport with more than twice the normal precipitation during this time. The official measuring station at O'Hare had much less rain but still came in at 150% of normal. The summer also saw few 90 degree temperatures as the total for the season was only about one quarter of what we normally experience.

- The boy's and girl's golf teams from Wheaton Warrenville South and Wheaton North high schools are again calling Arrowhead home this year. The season started with tryouts August 13th and will end around the 10th of October.
- The 17 week season that comprises the competitive portion of the Couple's League came to an end on the last Saturday of August. The end of the season party will take place September 7th with prizes handed out and a new champion crowned.
- Room identification and directional signs were installed throughout the building. The signage has been a great help to people who are new to the facility.
- GolfNow.com continues to provide us with a good tool to add rounds during off-peak times. A total of 401 paid rounds were booked through the site in August with total revenue of \$18,873. So far, in 2014 we have booked 1,506 rounds with revenue of \$69,036 through the site.
- Our partnership with Costco continued throughout most of August and has now come to an end for the season. There may be minor changes to total sales with the potential for returns over the next few weeks, but the total sales currently stand at 778 units with total revenue of over \$56,000.

| | 2014 | 2013 | 2012 | 2011 | 2010 | 5 Yr. Avg. |
|--------------------|--------|--------|--------|--------|--------|------------|
| August Paid Rounds | 7,742 | 8,122 | 7,547 | 7,534 | 7,280 | 7,645 |
| YTD Paid Rounds | 38,774 | 37,911 | 41,249 | 35,548 | 39,610 | 38,618 |

Historical Museum- Sara Arnas, Curator

Collections and Exhibits

- Staff completed 3 research requests in July.
- Staff removed the *In Vogue* exhibit and began installation of the *Inheriting DuPage* Exhibit.
- Staff contacted the Mary Hill Museum in Washington, Hinsdale Historical Society, Elmhurst Historical Museum, Pritzker Military Museum, International Medical Surgical Museum and the Woodstrup family for additional artifacts and information for the upcoming exhibit.

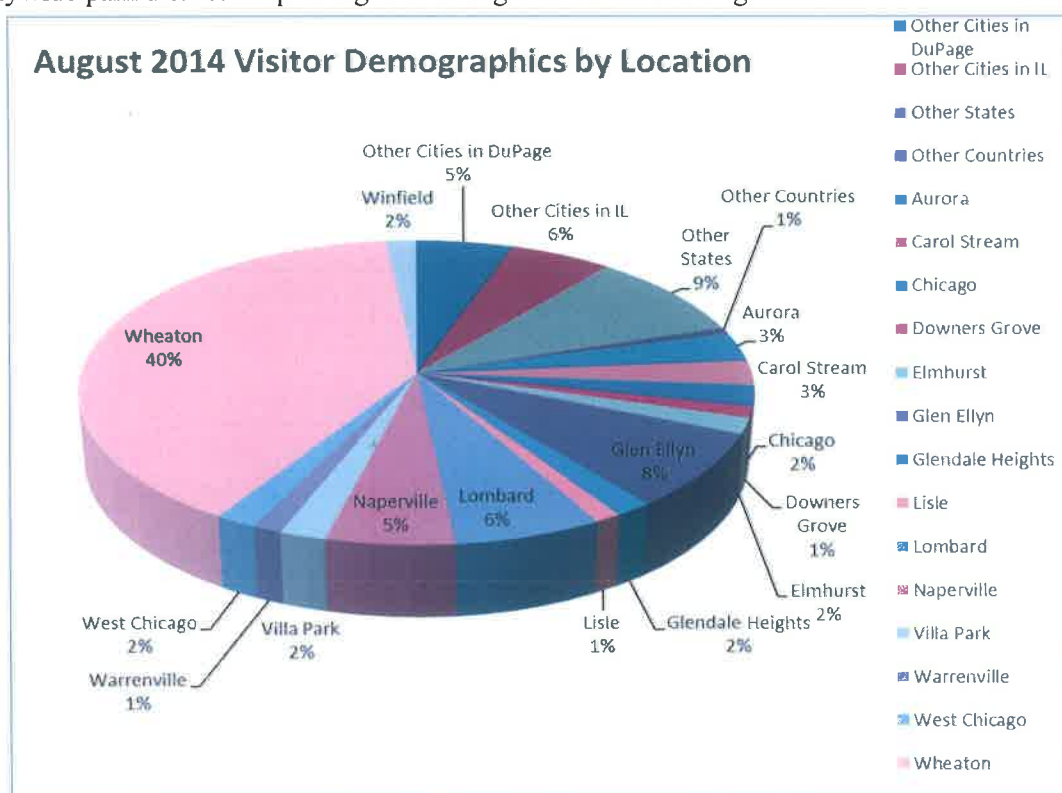
Educational Programs

- The Museum was present at the final Evening in the Country event for Kline Creek Farm. Museum staff and volunteers helped guests learn about toys and games from the late 1800s.
- The Museum hosted "An Afternoon with Bertha Palmer". Originally 50 spots were available and with a high demand, the museum opened it up to 80 guests and filled the event.
- The Metra trains for the Santa Express were confirmed. Tickets will go on sale in September.

Marketing and Events

- A letter has been sent to countywide park districts requesting advertising of museum offerings.
- The Museum was represented at the Steam Power Show in Sycamore. There was no charge for the space and the table was up Thursday – Sunday August 21st - 24th with the museum educator on site Saturday. Attendance was 9,378.
- Staff represented the museum at an event in Sycamore Illinois to restore the monument to DeKalb County Soldiers. Staff brought images and artifacts from the Illinois 105th Volunteer Regiment who had men from DeKalb and DuPage Counties.
- Staff assisted with Shakespeare in the Park, August 29th and 30th.

August 2014 Visitor Demographics by Location



Miscellaneous

- Staff completed CPR training.

Total Daily Visitors for August: 807 (compared to 936 August 2013)

Annual Visitors 2014: 4,750 (compared to 8,029 Annual Visitors August 2013)

Aquatics/Safety – Wendy Russell, Manager

- Northside Pool closed for the season Sunday, August 17. The season was a safe and successful one. Thanks Tom Grace, Mark Kohlmann and pool staff for a great summer.
- The third Lifeguard Safety Audit was conducted July 30. The overall score was “exceeds”. The unannounced audit video tapes randomly chosen lifeguard scans, VAT exercise, (manikin submerged for the guards to find), a team scenario whether it be an unconscious person or neck and spinal injury and manager paperwork and supervision. At the conclusion of the season the three audits are averaged together and an award. Great job lifeguards!
- The Wheaton Fire Department held water training at Rice Pool in late August. The Search and Rescue County Dive Team sent representatives to training the department on the use of swift water dive suits. These suits will be used in case of major floods or moving water situations that may arise in the area. The department learned how to react in the moving water, swim in the suits, jump from higher places, and throw ropes to those in distress.
- Diane Hirshberg and Wendy Russell met with PDRMA Representative Jackie Pierce on Monday, August 11. This meeting was for review of Special Events area with Dan Novak and Kristina Nemetz. The Finance area with Rita Trainor and Andrea Fisher and finally the Administrative and Safety areas followed. The review went very well. Diane and Wendy will meet with Jackie one more time the end of October to finish any outstanding items for review.
- A Kids’ Triathlon was held at Northside Pool and Park Sunday, August 17. A neighborhood resident and his wife organized 90 kids for a fun filled morning of swimming, biking, and running. Besides the great weather, the kids and parents had a great time participating and volunteering their time.

TO: Mike Benard, Executive Director
FROM: Margie Wilhelmi, Director of Marketing / Fund Development
RE: Sept 17, 2014 Board Report

Marketing

Arrowhead Restaurant

Football Sundays begins with the first Chicago team game Sunday, September 6. This restaurant promo includes beer specials and 50cent wings. Arrowhead logo'd Chicago team magnets have been ordered for distribution in the restaurant. Oktoberfest kicks off September 20 and runs through October 6. It is promoted through signage at the restaurant and at entrance. In addition, a dedicated eblast has been scheduled.

Arrowhead Golf

A special offer was distributed via Chicago District Golfer featuring a free-riding cart with 18 hole paid green fees for CDGA members. 2015 agreements are currently being reviewed and renewed.

Arrowhead Events

Holiday packages have been finalized and are available on the Arrowhead website. A print ad will be featured in the Chicago Windy City Guide Holiday Issue in addition to a dedicated eblast going out to corporate.

Cosley Zoo

Live at the Zoo event is marketed through postcard invitations, eblasts, Cosley Tails' e-newsletter and websites as well as through tribune.com. Other postings include Wheatonpatch.com, metromix.com, as well as in Naperville magazine and Glancer Magazine.

DuPage County Historical Museum

The 175th Anniversary of the County Exhibit, *Inheriting DuPage*, opens September 13. The exhibit and programming are promoted through partnership with College of DuPage as well as through eblasts, signage, posters and direct mail postcards.

Parks Plus Fitness Center

The "Beat the Heat" promotion (running July & August) was extremely successful again this year with 36 new and 69 renewal memberships sold this month (\$56,512). This was an increase of \$22,655 (110 memberships) from last year.

Aquatic Centers

The August promotion of "Dog Days of Summer" offered the \$99 family of four unlimited pass (resident rate) for both pools. Over 107 (\$3,093) were purchased. This is an increase from 2013 of 62 passes (\$2,032 in revenue).

Clocktower Commons

Groupon campaign continues to sell (sales began 7/11) and over 559 have been purchased (\$3,283). That is an additional 86 sold in August.

Special Events

Shakespeare in the Park | August 29 & 30

Final counts indicate more than 2,000 guests enjoyed Shakespeare in the Park this year. A total of \$12,000 in cash sponsorship was obtained.

Wheaton Wine & Cultural Arts Festival |September 20

A total of \$11,000 has been secured in sponsorship. Marketing is underway with print and web ads, signage and eblasts all continuing to push ticket sales.

Light the Torch Night Run/Walk | September 26

Registration is beginning to climb. To date, 120 are registered for the event. To date, \$17,600 has been secured in sponsorship.

Development

Cosley Foundation

Cosley Classic Golf Outing Recap

The Cosley Classic Committee held a recap meeting September 4, 2014 and reviewed this year's event and began planning for 2015. Approximate net revenue is \$34,000.

Live at the Zoo | September 25

Tickets for the event are available for purchase online and in-person at the zoo. Sponsorship for this event is still being secured and interested agencies are welcome to contact the development office for more information.

Pumpkin Festival | October 1 -31

To date, staff has secured \$500 in new sponsorship funds for this year's Pumpkin Festival through the development of additional sponsor packages. Also new this year, Clifford the Big Red Dog will be making an appearance at Pumpkin Fest the weekend of October 25 and 26. Vendor booths for the 2014 Spooktacular are also coordinated through the development office. To date, two vendors are secured with additional businesses considering the opportunity.

DuPage County Historical Museum Foundation

Shakespeare in the Park Recap

During the event, a silent auction, concessions, and donation collections were available to help support efforts at the Museum. The following funds reflect the donations that were collected during Shakespeare in the Park.

| | <u>2014</u> | <u>2013</u> |
|-------------------------|-------------|-------------|
| Concessions Sales | \$ 662 | \$540 |
| Concessions Vendor Fees | \$ 250 | \$ 0 |
| Donations | \$1,049 | \$905 |
| Silent Auction | \$ 405 | \$ 0 |
| Total | \$2,366 | \$1,449 |

Fox Valley Antique Show in Partnership with CSADA |October 18 & 19

Staff and committee members continue to follow-up with prospective advertisers for this year's program book. Board members are asked to assist with the efforts to sell advertisements and to also volunteer for a shift or more at the 2014 Fox Valley Antique Show. Advertisements are due by September 15, 2014. Commitments for advertisements can be secured with Keith Letsche or Sarah O'Donnell.

On Par for DuPage | October 21

Registration for On Par is also available online, at the Museum and at People's Resource Center. Board Members can secure their foursomes and sponsorships as well as make a contribution to the raffle/silent auction with Scott Shorney or Sarah O'Donnell.

Hope & History Award Dinner | October 29

The Hope & History Award Dinner will be held at Arrowhead Golf Club. This event honors an individual who through the years of professional leadership, local business growth, economic impact, philanthropy, and volunteer services, has made a lasting and positive impact on the quality of life for DuPage County residents. Invitations are being finalized at this time.

Play For All Playground & Garden Foundation

Sensory Garden Playground

Development Staff is assisting with the coordination of logistics for the Sensory Garden Playground Phase I Dedication event taking place Saturday, October 11, 2014 at 2:00pm on-site at the facility. A grant was submitted to the Christopher & Dan Reeve Foundation requesting \$25,000 for use towards the Sensory Garden Playground project.

WHEATON PARK DISTRICT



Financial Overview

August, 2014

Financial Overview Table of Contents

| Page #s | Statement Description |
|------------|---|
| <u>1</u> | AGC Month and Year to Date Departmental Operating Summary |
| <u>2</u> | Cash & Investments |
| <u>3</u> | Cash/Fund Balance Target Status Report |

Balance Sheets

| | |
|-----------|--|
| <u>4</u> | General Fund Balance Sheets |
| <u>5</u> | Recreation Fund Balance Sheets |
| <u>6</u> | Cosley Zoo Fund Balance Sheets |
| <u>7</u> | Debt Service Fund Balance Sheets |
| <u>8</u> | Capital Projects Fund Balance Sheets |
| <u>9</u> | Arrowhead Golf Club Fund Balance Sheets |
| <u>10</u> | Information Systems Internal Service Fund Balance Sheets |
| <u>11</u> | Health Insurance Internal Service Fund Balance Sheets |

Major Operating Funds Operating Statements Year To Date

| | |
|----------------|---|
| <u>12</u> | General Fund |
| <u>12</u> | Recreation Fund |
| <u>12</u> | Cosley Zoo Fund |
| <u>13</u> | Debt Service Fund |
| <u>13</u> | Capital Projects Fund |
| <u>13</u> | Arrowhead Golf Club Fund |
| <u>13 - 14</u> | Information Systems Internal Service Fund |
| <u>14</u> | Health Insurance Internal Service Fund |

Major Operating Funds Operating Statements By Department Year To Date

| | |
|----------------|--------------------------|
| <u>15</u> | General Fund |
| <u>15 - 17</u> | Recreation Fund |
| <u>17 - 18</u> | Cosley Zoo Fund |
| <u>18 - 20</u> | Arrowhead Golf Club Fund |

Special Areas Operating Statements

| | |
|-----------|---|
| <u>21</u> | Parks Plus Fitness Operating Summary |
| <u>22</u> | Central Athletic Center Operating Summary |

AGC Month & YTD Summary

| Row Labels | Sum of Full Year Budget | Sum of Current Month | Sum of LY Month | Month Variance | % Month Variance | Sum of Current YTD | Sum of LY YTD | YTD Variance | % YTD Variance |
|---------------------------------------|----------------------------|----------------------------|--------------------|-------------------|---------------------|--------------------------|------------------|------------------|-------------------|
| 60-Golf Fund | | | | | | | | | |
| 000-Administration | | | | | | | | | |
| 4-Revenues | 1,301,664 | (115,065) | 1,034 | (116,099) | -11228.12% | 713,411 | 538,245 | 175,166 | 32.54% |
| 5-Expenses | (2,204,361) | (66,366) | (59,072) | (7,295) | 12.35% | (863,153) | (841,477) | (21,676) | -2.58% |
| 000-Administration Total | (902,697) | (181,431) | (58,038) | (123,393) | 212.61% | (149,742) | (303,232) | 153,490 | 50.62% |
| 101-Parks Maintenance | | | | | | | | | |
| 5-Expenses | (23,948) | (973) | (1,032) | 59 | -5.69% | (16,644) | (15,542) | (1,102) | -7.09% |
| 101-Parks Maintenance Total | (23,948) | (973) | (1,032) | 59 | -5.69% | (16,644) | (15,542) | (1,102) | -7.09% |
| 601-Golf Maintenance | | | | | | | | | |
| 4-Revenues | 0 | 116,250 | 0 | 116,250 | 0.00% | 116,250 | 0 | 116,250 | 0.00% |
| 5-Expenses | (1,227,361) | (208,318) | (85,339) | (122,980) | 144.11% | (1,014,323) | (692,962) | (321,361) | -46.38% |
| 601-Golf Maintenance Total | (1,227,361) | (92,068) | (85,339) | (6,730) | 7.89% | (898,073) | (692,962) | (205,111) | -29.60% |
| 611-Pro Shop/Golf Fees | | | | | | | | | |
| 4-Revenues | 2,491,675 | 366,849 | 393,268 | (26,418) | -6.72% | 1,719,713 | 1,751,466 | (31,754) | -1.81% |
| 5-Expenses | (1,081,434) | (81,707) | (71,973) | (9,734) | 13.52% | (443,060) | (447,023) | 3,963 | 0.89% |
| 611-Pro Shop/Golf Fees Total | 1,410,241 | 285,143 | 321,294 | (36,152) | -11.25% | 1,276,653 | 1,304,443 | (27,790) | -2.13% |
| 612-Food and Beverage | | | | | | | | | |
| 4-Revenues | 5,197,424 | 675,484 | 631,561 | 43,923 | 6.95% | 3,590,356 | 3,369,400 | 220,956 | 6.56% |
| 5-Expenses | (4,362,433) | (384,470) | (482,694) | 98,224 | -20.35% | (2,653,633) | (2,413,865) | (239,767) | -9.93% |
| 612-Food and Beverage Total | 834,991 | 291,014 | 148,867 | 142,147 | 95.49% | 936,723 | 955,534 | (18,811) | -1.97% |
| 613-Cross Country Skiing | | | | | | | | | |
| 4-Revenues | 15,000 | 0 | 0 | 0 | 0.00% | 26,314 | 3,738 | 22,576 | 603.97% |
| 5-Expenses | (9,436) | (12) | (11) | (1) | 7.09% | (4,278) | (1,170) | (3,108) | -265.63% |
| 613-Cross Country Skiing Total | 5,564 | (12) | (11) | (1) | 7.09% | 22,036 | 2,567 | 19,469 | 758.42% |
| 60-Golf Fund Total | 96,790 | 301,672 | 325,741 | (24,069) | -7.39% | 1,170,952 | 1,250,809 | (79,857) | -6.38% |

Cash & Investments

| | Current | | |
|------------------------------|-------------------|-------------------|-------------------|
| | Month, Prior | | |
| Description | Current Month | Prior Month | Year |
| <i>Operating Funds</i> | | | |
| 10-General | 2,216,638 | 2,309,970 | 1,721,624 |
| 20-Recreation | 5,429,827 | 5,616,744 | 5,356,957 |
| 21-Special Recreation | 35,100 | 20,350 | 49,867 |
| 22-Cosley Zoo | 57,013 | 56,310 | (110,484) |
| 23-Liability | 276,452 | 309,181 | 245,807 |
| 24-Audit | 64,673 | 64,614 | 78,419 |
| 25-FICA | 233,458 | 275,000 | 214,543 |
| 26-IMRF | 375,128 | 422,101 | 317,590 |
| 30-Debt Service | 2,240,920 | 2,240,151 | 2,108,136 |
| 60-Golf Fund | 3,842,367 | 3,459,857 | 2,989,645 |
| 70-Information Systems ISF | 26,257 | 37,482 | 37,518 |
| 75-Health Insurance | 352,822 | 455,373 | 267,120 |
| Total Operating Funds | 15,150,655 | 15,267,134 | 13,276,741 |
| <i>Capital Funds</i> | | | |
| 40-Capital Projects | 4,076,133 | 4,423,058 | 4,729,749 |
| Total Capital Funds | 4,076,133 | 4,423,058 | 4,729,749 |
| Total District Funds | 19,226,788 | 19,690,192 | 18,006,490 |

Fund Balance Target Analysis
August, 2014

| | General 10 | Recreation 20 | Cosley 22 | Insurance Liability 23 | Audit 24 | FICA 25 | IMRF 26 | Debt Service 30 | Golf 60 |
|--|---------------------------|-------------------|-------------------------------|------------------------------|---------------------------|----------------|----------------|---------------------------|------------------------------|
| Basis of Measurement: | | | | | | | | | |
| Budgeted expenditures less budget capital expenditures | 3 to 4 months | > 2 months | 3 to 6 month | 3 to 6 month | 3 to 6 month | 3 to 6 month | 3 to 6 month | \$5,000 | 2 - 4 months |
| FY 2014 Budget Basis: | | | | | | | | | |
| Budgeted expenditures less budgeted capital expenditures | 3,749,724 | 7,881,534 | 1,234,286 | 580,531 | 26,900 | 532,448 | 832,000 | 4,093,072 | 7,904,484 |
| FY 2014 Targets | | | | | | | | | |
| Target Minimum | 937,430 | 1,313,590 | 308,570 | 145,130 | 6,730 | 133,110 | 208,000 | 5,000 | 1,317,410 |
| Target Maximum | 1,249,910 | None | 617,140 | 290,270 | 13,450 | 266,220 | 416,000 | None | 2,634,830 |
| Fund Balance as of August, 2014 | | | | | | | | | |
| Fund Balance as of 12/31/2013 | 2,196,994 | 4,417,314 | 47,661 | 338,790 | 77,006 | 267,810 | 343,499 | 789,167 | |
| Net Profit (Loss) YTD thru August, 2014 | (85,151) | (193,259) | 36,363 | (65,018) | (12,333) | (44,391) | (50,013) | 1,451,753 | |
| Fund Balance as of August, 2014 | 2,111,844 | 4,224,055 | 84,024 | 273,772 | 64,673 | 223,419 | 293,487 | 2,240,920 | |
| Cash & Investments 12/31/2013 | | | | | | | | | 1,688,579 |
| Cash & Investments August, 2014 | | | | | | | | | 3,842,367 |
| Analysis Results | | | | | | | | | |
| | Over Maximum Target by | Over Target by | Under Minimum Target by | Meets Target | Over Maximum Target by | Meets Target | Meets Target | Over Target Minimum by | Over Maximum Target by |
| Variances | | | | | | | | | |
| Amount over maximum or (under minimum) | 861,934 | | (224,546) | - | 51,223 | - | - | | 1,207,537 |
| Amount over target or (under target) | | 2,910,465 | | | | | | 2,235,920 | |

General Fund

Balance Sheet

| Description | Current Balance | Prior Month Balance | Prior Year Balance |
|-------------------------------------|--------------------|------------------------|-----------------------|
| Assets | | | |
| 10-Cash & Cash Equivalents | 1,208,917 | 1,302,248 | 977,924 |
| 11-Investments | 1,007,721 | 1,007,721 | 743,700 |
| 12-Receivables | 3,752,820 | 3,763,865 | 3,680,864 |
| 13-Interfund Receivables | 0 | 0 | 0 |
| 14-Inventory | 2,586 | 2,679 | 2,208 |
| 16-Prepaid/Deposits/Escrows | 4,651 | 4,651 | 5,484 |
| Total Assets | 5,976,695 | 6,081,164 | 5,410,180 |
| Liabilities | | | |
| 20-ST Payables | (8,365) | (2,773) | (5,236) |
| 21-Payroll Payables | (47,623) | (46,167) | (44,748) |
| 22-Accruals | (47,772) | (47,772) | (36,431) |
| 23-Interfund Payables | 0 | 0 | 0 |
| 24-Deferred Revenues | (3,752,816) | (3,753,528) | (3,639,027) |
| 25-Deposits/Uncashed/Stale Dated | (8,274) | (8,692) | (4,860) |
| Total Liabilities | (3,864,851) | (3,858,932) | (3,730,303) |
| 30-Fund Balance | (2,111,844) | (2,222,232) | (1,679,877) |
| Liabilities and Fund Balance | (5,976,695) | (6,081,164) | (5,410,180) |

Recreation BS

Recreation Fund
Balance Sheet

| Description | Current Balance | Prior Month Balance | Prior Year Balance |
|-------------------------------------|--------------------|------------------------|-----------------------|
| Assets | | | |
| 10-Cash & Cash Equivalents | 2,288,837 | 2,475,754 | 2,620,328 |
| 11-Investments | 3,140,989 | 3,140,989 | 2,736,629 |
| 12-Receivables | 3,953,544 | 4,001,439 | 3,894,756 |
| 13-Interfund Receivables | 0 | 0 | 0 |
| 14-Inventory | 0 | 0 | 0 |
| 16-Prepaid/Deposits/Escrows | 425 | 375 | 502 |
| Total Assets | 9,383,795 | 9,618,558 | 9,252,215 |
| Liabilities | | | |
| 20-ST Payables | (289,266) | (291,512) | (254,828) |
| 22-Accruals | (63,883) | (63,883) | (56,847) |
| 24-Deferred Revenues | (4,794,267) | (4,792,649) | (4,788,508) |
| 25-Deposits/Uncashed/Stale Dated | (12,325) | (12,425) | (1,550) |
| Total Liabilities | (5,159,740) | (5,160,469) | (5,101,732) |
| 30-Fund Balance | (4,224,055) | (4,458,089) | (4,150,483) |
| Liabilities and Fund Balance | (9,383,795) | (9,618,558) | (9,252,215) |

Zoo BS

Zoo Fund
Balance Sheet

| Description | Current Balance | Prior Month Balance | Prior Year Balance |
|-------------------------------------|--------------------|------------------------|-----------------------|
| Assets | | | |
| 10-Cash & Cash Equivalents | 57,013 | 56,310 | (110,484) |
| 11-Investments | 0 | 0 | 0 |
| 12-Receivables | 861,473 | 881,227 | 824,189 |
| 13-Interfund Receivables | 0 | 0 | 0 |
| 14-Inventory | 0 | 0 | 0 |
| 16-Prepaid/Deposits/Escrows | 0 | 0 | 0 |
| Total Assets | 918,486 | 937,536 | 713,706 |
| Liabilities | | | |
| 20-ST Payables | 0 | 0 | 0 |
| 22-Accruals | (17,616) | (17,616) | (15,153) |
| 24-Deferred Revenues | (816,846) | (818,766) | (779,612) |
| Total Liabilities | (834,462) | (836,382) | (794,766) |
| 30-Fund Balance | (84,024) | (101,154) | 81,060 |
| Liabilities and Fund Balance | (918,486) | (937,536) | (713,706) |

Debt BS

Debt Service Fund

Balance Sheet

| Description | Current Balance | Prior Month Balance | Prior Year Balance |
|-------------------------------------|--------------------|------------------------|-----------------------|
| Assets | | | |
| 10-Cash & Cash Equivalents | 2,240,920 | 2,240,151 | 1,717,056 |
| 11-Investments | 0 | 0 | 391,080 |
| 12-Receivables | 2,786,695 | 2,786,695 | 4,129,592 |
| 13-Interfund Receivables | 0 | 0 | 0 |
| 14-Inventory | 0 | 0 | 0 |
| 15-Other Receivables | 0 | 0 | 0 |
| 16-Prepaid/Deposits/Escrows | 0 | 0 | 0 |
| 17-Other Assets | 0 | 0 | 0 |
| 19-Capital Assets | 0 | 0 | 0 |
| Total Assets | 5,027,615 | 5,026,846 | 6,237,728 |
| Liabilities | | | |
| 20-ST Payables | 0 | 0 | 0 |
| 21-Payroll Payables | 0 | 0 | 0 |
| 22-Accruals | 0 | 0 | 0 |
| 23-Interfund Payables | 0 | 0 | 0 |
| 24-Deferred Revenues | (2,786,695) | (2,786,695) | (4,129,592) |
| 25-Deposits/Uncashed/Stale Dated | 0 | 0 | 0 |
| 26-Long Term-Debt | 0 | 0 | 0 |
| 27-LT Vacation Accruals | 0 | 0 | 0 |
| Total Liabilities | (2,786,695) | (2,786,695) | (4,129,592) |
| 30-Fund Balance | (2,240,920) | (2,240,151) | (2,108,136) |
| Liabilities and Fund Balance | (5,027,615) | (5,026,846) | (6,237,728) |

Cap BS

Capital Projects Fund
Balance Sheet

| Description | Current Balance | Prior Month Balance | Prior Year Balance |
|-------------------------------------|----------------------------|--------------------------------|-------------------------------|
| Assets | | | |
| 10-Cash & Cash Equivalents | 1,351,749 | 1,698,674 | 1,142,755 |
| 11-Investments | 2,724,384 | 2,724,384 | 3,586,994 |
| 12-Receivables | 7,413 | 7,413 | 749,828 |
| 13-Interfund Receivables | 0 | 0 | 0 |
| 14-Inventory | 0 | 0 | 0 |
| 15-Other Receivables | 0 | 0 | 0 |
| 16-Prepaid/Deposits/Escrows | 0 | 0 | 0 |
| 17-Other Assets | 0 | 0 | 0 |
| 19-Capital Assets | 0 | 0 | 0 |
| Total Assets | 4,083,545 | 4,430,471 | 5,479,577 |
| Liabilities | | | |
| 20-ST Payables | (135,267) | (135,267) | (284,315) |
| 21-Payroll Payables | 0 | 0 | 0 |
| 22-Accruals | (3,897) | (3,897) | (3,418) |
| 23-Interfund Payables | 0 | 0 | 0 |
| 24-Deferred Revenues | (5,000) | (5,000) | (811,024) |
| 25-Deposits/Uncashed/Stale Dated | 0 | 0 | 0 |
| 26-Long Term-Debt | 0 | 0 | 0 |
| 27-LT Vacation Accruals | 0 | 0 | 0 |
| Total Liabilities | (144,165) | (144,165) | (1,098,757) |
| 30-Fund Balance | (3,939,381) | (4,286,306) | (4,380,820) |
| Liabilities and Fund Balance | (4,083,545) | (4,430,471) | (5,479,577) |

AGC BS

Arrowhead Golf Club Fund **Balance Sheet**

| Description | Current Balance | Prior Month Balance | Prior Year Balance |
|-------------------------------------|---------------------|------------------------|-----------------------|
| Assets | | | |
| 10-Cash & Cash Equivalents | 2,349,975 | 1,967,465 | 1,995,045 |
| 11-Investments | 1,492,392 | 1,492,392 | 994,600 |
| 12-Receivables | 1,310,041 | 1,434,780 | 1,082,937 |
| 13-Interfund Receivables | 0 | 0 | 0 |
| 14-Inventory | 129,970 | 164,825 | 111,226 |
| 15-Other Receivables | 25,000 | 25,000 | 22,000 |
| 16-Prepaid/Deposits/Escrows | 40,561 | 39,677 | 35,634 |
| 17-Other Assets | 0 | 0 | 0 |
| 19-Capital Assets | 18,529,625 | 18,529,625 | 19,059,264 |
| Total Assets | 23,877,564 | 23,653,763 | 23,300,705 |
| Liabilities | | | |
| 20-ST Payables | (744,427) | (720,185) | (504,828) |
| 21-Payroll Payables | (5,529) | (5,529) | (4,230) |
| 22-Accruals | (137,280) | (137,280) | (112,814) |
| 23-Interfund Payables | 0 | 0 | 0 |
| 24-Deferred Revenues | (505) | (505) | 100 |
| 25-Deposits/Uncashed/Stale Dated | (393,898) | (496,011) | (379,764) |
| 26-Long Term-Debt | (9,125,694) | (9,125,694) | (9,543,321) |
| 27-LT Vacation Accruals | (64,671) | (64,671) | (54,208) |
| Total Liabilities | (10,472,003) | (10,549,875) | (10,599,066) |
| 30-Fund Balance | (13,405,561) | (13,103,889) | (12,701,640) |
| Liabilities and Fund Balance | (23,877,564) | (23,653,763) | (23,300,705) |

IST BS

Information Systems
Balance Sheet

| Description | Current Balance | Prior Month Balance | Prior Year Balance |
|-------------------------------------|--------------------|------------------------|-----------------------|
| Assets | | | |
| 10-Cash & Cash Equivalents | 26,257 | 37,482 | 37,518 |
| 11-Investments | 0 | 0 | 0 |
| 12-Receivables | 0 | 0 | (46) |
| 13-Interfund Receivables | 0 | 0 | 0 |
| 14-Inventory | 0 | 0 | 0 |
| 15-Other Receivables | 0 | 0 | 0 |
| 16-Prepaid/Deposits/Escrows | 2,792 | 2,792 | 2,824 |
| 17-Other Assets | 0 | 0 | 0 |
| 19-Capital Assets | 104,734 | 104,734 | 124,605 |
| Total Assets | 133,783 | 145,008 | 164,901 |
| Liabilities | | | |
| 20-ST Payables | 0 | 0 | 0 |
| 21-Payroll Payables | 0 | 0 | 0 |
| 22-Accruals | 0 | 0 | 0 |
| 23-Interfund Payables | 0 | 0 | 0 |
| 24-Deferred Revenues | 0 | 0 | 0 |
| 25-Deposits/Uncashed/Stale Dated | 0 | 0 | 0 |
| 26-Long Term-Debt | 0 | 0 | 0 |
| 27-LT Vacation Accruals | 0 | 0 | 0 |
| Total Liabilities | 0 | 0 | 0 |
| 30-Fund Balance | (133,783) | (145,008) | (164,901) |
| Liabilities and Fund Balance | (133,783) | (145,008) | (164,901) |

Health BS

Health Insurance Fund
Balance Sheet

| Description | Current Balance | Prior Month Balance | Prior Year Balance |
|-------------------------------------|----------------------------|--------------------------------|-------------------------------|
| Assets | | | |
| 10-Cash & Cash Equivalents | 352,822 | 455,373 | 267,120 |
| 11-Investments | 0 | 0 | 0 |
| 12-Receivables | 910 | 455 | 446 |
| 13-Interfund Receivables | 0 | 0 | 0 |
| 14-Inventory | 0 | 0 | 0 |
| 15-Other Receivables | 0 | 0 | 0 |
| 16-Prepaid/Deposits/Escrows | 0 | 0 | 0 |
| 17-Other Assets | 0 | 0 | 0 |
| 19-Capital Assets | 0 | 0 | 0 |
| Total Assets | 353,732 | 455,828 | 267,567 |
| Liabilities | | | |
| 20-ST Payables | 0 | 0 | 0 |
| 21-Payroll Payables | 0 | 0 | 0 |
| 22-Accruals | 0 | 0 | 0 |
| 23-Interfund Payables | 0 | 0 | 0 |
| 24-Deferred Revenues | 0 | 0 | 0 |
| 25-Deposits/Uncashed/Stale Dated | 0 | 0 | 0 |
| 26-Long Term-Debt | 0 | 0 | 0 |
| 27-LT Vacation Accruals | 0 | 0 | 0 |
| Total Liabilities | 0 | 0 | 0 |
| 30-Fund Balance | (353,732) | (455,828) | (267,567) |
| Liabilities and Fund Balance | (353,732) | (455,828) | (267,567) |

Major & Internal Service Funds

| Row Labels | Sum of Full Year Budget | Sum of Current Month | Sum of LY Month | Month Variance | % Month Variance | Sum of Current YTD | Sum of LY YTD | YTD Variance | % YTD Variance |
|----------------------------|-------------------------|----------------------|------------------|-----------------|------------------|--------------------|-----------------|------------------|-----------------|
| 10-General | | | | | | | | | |
| 4-Revenues | | | | | | | | | |
| 41-Taxes | 3,725,826 | 67,568 | 71,677 | (4,110) | -5.73% | 1,956,075 | 1,910,856 | 45,218 | 2.37% |
| 42-Charges for Services | 213,800 | 85,595 | 32,424 | 53,170 | 163.98% | 232,519 | 136,846 | 95,673 | 69.91% |
| 43-Debt Proceeds | 0 | | | | | | | | |
| 44-Rentals | 89,000 | 6,750 | 6,750 | 0 | 0.00% | 60,920 | 64,360 | (3,440) | -5.34% |
| 45-Product Sales | 12,550 | 2,796 | 1,924 | 872 | 45.34% | 9,141 | 5,471 | 3,671 | 67.10% |
| 46-Grants & Donations | 32,500 | 15,164 | 904 | 14,260 | 1577.38% | 108,487 | 11,140 | 97,346 | 873.84% |
| 47-Misc. Income | 130,500 | 330 | 358 | (28) | -7.82% | 21,890 | 90,717 | (68,826) | -75.87% |
| 48-Interest Income | 4,000 | 414 | 410 | 4 | 1.05% | 3,660 | 1,075 | 2,595 | 241.38% |
| 49-Transfers In | 10,000 | 0 | 0 | 0 | 0.00% | 10,000 | 10,000 | 0 | 0.00% |
| 4-Revenues Total | 4,218,176 | 178,616 | 114,447 | 64,169 | 56.07% | 2,402,702 | 2,230,465 | 172,237 | 7.72% |
| 5-Expenses | | | | | | | | | |
| 51-Salaries & Wages | (2,063,907) | (180,633) | (174,591) | (6,042) | 3.46% | (1,237,533) | (1,260,343) | 22,810 | 1.81% |
| 52-Contractual Services | (1,039,297) | (44,271) | (46,073) | 1,802 | -3.91% | (609,918) | (551,556) | (58,362) | -10.58% |
| 53-Supplies | (508,779) | (54,613) | (39,316) | (15,297) | 38.91% | (282,102) | (244,767) | (37,336) | -15.25% |
| 54-Other Charges | (137,741) | (9,487) | (5,566) | (3,921) | 70.45% | (83,024) | (54,228) | (28,796) | -53.10% |
| 57-Capital | (152,776) | 0 | 0 | 0 | 0.00% | (25,275) | (68,499) | 43,225 | 63.10% |
| 59-Transfers Out | (500,000) | 0 | 0 | 0 | 0.00% | (250,000) | (121,893) | (128,107) | -105.10% |
| 5-Expenses Total | (4,402,499) | (289,004) | (265,546) | (23,458) | 8.83% | (2,487,852) | (2,301,285) | (186,567) | -8.11% |
| 10-General Total | (184,323) | (110,388) | (151,100) | 40,711 | -26.94% | (85,151) | (70,821) | (14,330) | -20.23% |
| 20-Recreation | | | | | | | | | |
| 4-Revenues | | | | | | | | | |
| 41-Taxes | 3,675,113 | 66,720 | 70,672 | (3,951) | -5.59% | 1,931,415 | 1,884,053 | 47,362 | 2.51% |
| 42-Charges for Services | 4,879,795 | 404,614 | 404,078 | 536 | 0.13% | 3,443,027 | 3,544,872 | (101,846) | -2.87% |
| 44-Rentals | 208,500 | 17,077 | 25,915 | (8,837) | -34.10% | 147,078 | 123,419 | 23,659 | 19.17% |
| 45-Product Sales | 221,025 | 22,305 | 29,064 | (6,759) | -23.26% | 157,308 | 150,884 | 6,424 | 4.26% |
| 46-Grants & Donations | 25,875 | 1,031 | 1,000 | 32 | 3.16% | 25,619 | 26,614 | (996) | -3.74% |
| 47-Misc. Income | 26,900 | 785 | 519 | 266 | 51.34% | 19,866 | 17,085 | 2,781 | 16.28% |
| 48-Interest Income | 10,000 | 749 | 1,151 | (403) | -34.97% | 14,472 | 6,147 | 8,325 | 135.42% |
| 49-Transfers In | 67,908 | | | | | | | | |
| 4-Revenues Total | 9,115,116 | 513,282 | 532,398 | (19,116) | -3.59% | 5,738,785 | 5,753,075 | (14,290) | -0.25% |
| 5-Expenses | | | | | | | | | |
| 51-Salaries & Wages | (3,924,895) | (415,665) | (383,348) | (32,317) | 8.43% | (2,618,764) | (2,603,281) | (15,483) | -0.59% |
| 52-Contractual Services | (2,781,640) | (224,199) | (207,521) | (16,678) | 8.04% | (1,614,738) | (1,602,285) | (12,453) | -0.78% |
| 53-Supplies | (946,001) | (89,486) | (97,713) | 8,227 | -8.42% | (523,281) | (594,830) | 71,549 | 12.03% |
| 54-Other Charges | (228,998) | (12,196) | (10,540) | (1,655) | 15.71% | (137,557) | (135,138) | (2,419) | -1.79% |
| 57-Capital | (49,714) | (5,769) | (16,347) | 10,577 | -64.71% | (27,704) | (22,037) | (5,666) | -25.71% |
| 59-Transfers Out | (2,010,000) | 0 | 0 | 0 | 0.00% | (1,010,000) | (260,000) | (750,000) | -288.46% |
| 5-Expenses Total | (9,941,248) | (747,315) | (715,470) | (31,845) | 4.45% | (5,932,044) | (5,217,572) | (714,472) | -13.69% |
| 20-Recreation Total | (826,132) | (234,034) | (183,072) | (50,962) | 27.84% | (193,259) | 535,503 | (728,762) | -136.09% |
| 22-Cosley Zoo | | | | | | | | | |
| 4-Revenues | | | | | | | | | |
| 41-Taxes | 811,996 | 14,773 | 15,374 | (601) | -3.91% | 429,922 | 409,868 | 20,054 | 4.89% |
| 42-Charges for Services | 299,806 | 40,803 | 41,519 | (715) | -1.72% | 256,198 | 232,903 | 23,295 | 10.00% |
| 44-Rentals | 23,600 | 6,183 | 3,674 | 2,509 | 68.29% | 33,662 | 21,642 | 12,020 | 55.54% |
| 45-Product Sales | 1,445 | 20 | 91 | (71) | -78.02% | 525 | 267 | 258 | 96.63% |
| 46-Grants & Donations | 103,500 | 6,343 | 933 | 5,410 | 579.85% | 51,881 | 50,553 | 1,328 | 2.63% |
| 47-Misc. Income | 400 | 0 | 50 | (50) | -100.00% | 0 | 75 | (75) | -100.00% |
| 48-Interest Income | 0 | 20 | 21 | (2) | -7.57% | 153 | 29 | 125 | 429.79% |
| 49-Transfers In | 0 | 0 | 0 | 0 | 0.00% | 0 | 121,893 | (121,893) | -100.00% |
| 4-Revenues Total | 1,240,747 | 68,143 | 61,663 | 6,480 | 10.51% | 772,340 | 837,229 | (64,889) | -7.75% |
| 5-Expenses | | | | | | | | | |
| 51-Salaries & Wages | (774,655) | (61,208) | (58,880) | (2,328) | 3.95% | (495,307) | (489,367) | (5,941) | -1.21% |
| 52-Contractual Services | (290,462) | (10,493) | (8,503) | (1,990) | 23.40% | (157,075) | (143,111) | (13,964) | -9.76% |
| 53-Supplies | (128,415) | (11,619) | (11,354) | (265) | 2.33% | (60,286) | (61,941) | 1,655 | 2.67% |
| 54-Other Charges | (40,755) | (1,954) | (2,056) | 102 | -4.96% | (22,565) | (22,751) | 187 | 0.82% |
| 57-Capital | (1,489) | 0 | 0 | 0 | 0.00% | (744) | (325) | (419) | -129.03% |
| 59-Transfers Out | 0 | | | | | | | | |
| 5-Expenses Total | (1,235,775) | (85,273) | (80,793) | (4,480) | 5.55% | (735,978) | (717,495) | (18,483) | -2.58% |
| 22-Cosley Zoo Total | 4,972 | (17,130) | (19,130) | 2,000 | -10.45% | 36,363 | 119,734 | (83,372) | -69.63% |

Major & Internal Service Funds

| Row Labels | Sum of Full Year Budget | Sum of Current Month | Sum of LY Month | Month Variance | % Month Variance | Sum of Current YTD | Sum of LY YTD | YTD Variance | % YTD Variance |
|-----------------------------------|----------------------------|----------------------------|--------------------|-------------------|---------------------|--------------------------|------------------|-----------------|-------------------|
| 30-Debt Service | | | | | | | | | |
| 4-Revenues | | | | | | | | | |
| 41-Taxes | 4,108,552 | 0 | 0 | 0 | 0.00% | 2,134,565 | 2,090,970 | 43,595 | 2.08% |
| 43-Debt Proceeds | 573,678 | 0 | 0 | 0 | 0.00% | 0 | 0 | 0 | 0.00% |
| 46-Grants & Donations | 147,373 | 0 | 0 | 0 | 0.00% | 68,381 | 68,357 | 24 | 0.03% |
| 47-Misc. Income | 0 | | | | | | | | |
| 48-Interest Income | 2,500 | 769 | 517 | 252 | 48.68% | 3,235 | 1,991 | 1,243 | 62.44% |
| 49-Transfers In | 0 | | | | | | | | |
| 4-Revenues Total | 4,832,103 | 769 | 517 | 252 | 48.68% | 2,206,181 | 2,161,319 | 44,862 | 2.08% |
| 5-Expenses | | | | | | | | | |
| 52-Contractual Services | (4,940,959) | 0 | 0 | 0 | 0.00% | (754,428) | (791,196) | 36,768 | 4.65% |
| 54-Other Charges | 0 | | | | | | | | |
| 59-Transfers Out | 0 | | | | | | | | |
| 5-Expenses Total | (4,940,959) | 0 | 0 | 0 | 0.00% | (754,428) | (791,196) | 36,768 | 4.65% |
| 30-Debt Service Total | (108,856) | 769 | 517 | 252 | 48.68% | 1,451,753 | 1,370,123 | 81,630 | 5.96% |
| 40-Capital Projects | | | | | | | | | |
| 4-Revenues | | | | | | | | | |
| 41-Taxes | 0 | | | | | | | | |
| 42-Charges for Services | 0 | | | | | | | | |
| 43-Debt Proceeds | 752,850 | 0 | 0 | 0 | 0.00% | 0 | 0 | 0 | 0.00% |
| 44-Rentals | 42,885 | 1,353 | 2,034 | (682) | -33.52% | 38,614 | 54,226 | (15,612) | -28.79% |
| 45-Product Sales | 7,200 | 800 | 3,750 | (2,950) | -78.67% | 4,000 | 5,350 | (1,350) | -25.23% |
| 46-Grants & Donations | 542,510 | 0 | 50,000 | (50,000) | -100.00% | 55,350 | 151,262 | (95,912) | -63.41% |
| 47-Misc. Income | 0 | 0 | 0 | 0 | 0.00% | 17,806 | 0 | 17,806 | 0.00% |
| 48-Interest Income | 13,500 | 543 | 436 | 107 | 24.53% | 9,803 | 4,770 | 5,033 | 105.51% |
| 49-Transfers In | 2,500,000 | 0 | 0 | 0 | 0.00% | 1,250,000 | 250,000 | 1,000,000 | 400.00% |
| 4-Revenues Total | 3,858,945 | 2,695 | 56,220 | (53,525) | -95.21% | 1,375,573 | 465,608 | 909,965 | 195.44% |
| 5-Expenses | | | | | | | | | |
| 51-Salaries & Wages | (169,834) | (13,273) | (12,772) | (501) | 3.92% | (107,280) | (101,752) | (5,528) | -5.43% |
| 52-Contractual Services | (98,758) | (9,086) | (281) | (8,805) | 3133.42% | (58,219) | (58,909) | 690 | 1.17% |
| 53-Supplies | (129,097) | (13,108) | (9,599) | (3,509) | 36.55% | (27,697) | (48,406) | 20,708 | 42.78% |
| 54-Other Charges | (8,500) | (912) | (461) | (452) | 97.99% | (3,921) | (3,834) | (88) | -2.28% |
| 57-Capital | (4,182,235) | (313,241) | (91,377) | (221,865) | 242.80% | (800,620) | (1,702,682) | 902,062 | 52.98% |
| 59-Transfers Out | 0 | | | | | | | | |
| 5-Expenses Total | (4,588,424) | (349,621) | (114,489) | (235,131) | 205.37% | (997,737) | (1,915,582) | 917,845 | 47.91% |
| 40-Capital Projects Total | (729,479) | (346,925) | (58,269) | (288,656) | 495.39% | 377,836 | (1,449,974) | 1,827,810 | 126.06% |
| 60-Golf Fund | | | | | | | | | |
| 4-Revenues | | | | | | | | | |
| 41-Taxes | 1,294,664 | 0 | 0 | 0 | 0.00% | 647,332 | 532,787 | 114,545 | 21.50% |
| 42-Charges for Services | 1,986,925 | 276,001 | 297,941 | (21,940) | -7.36% | 1,392,591 | 1,382,493 | 10,097 | 0.73% |
| 44-Rentals | 366,750 | 66,425 | 72,309 | (5,884) | -8.14% | 242,656 | 243,179 | (524) | -0.22% |
| 45-Product Sales | 5,321,224 | 698,867 | 652,134 | 46,733 | 7.17% | 3,685,163 | 3,461,341 | 223,822 | 6.47% |
| 46-Grants & Donations | 0 | 0 | 0 | 0 | 0.00% | 175,000 | 0 | 175,000 | 0.00% |
| 47-Misc. Income | 33,700 | 1,577 | 3,008 | (1,431) | -47.57% | 18,604 | 40,443 | (21,839) | -54.00% |
| 48-Interest Income | 2,500 | 648 | 470 | 178 | 37.92% | 4,698 | 2,605 | 2,093 | 80.36% |
| 49-Transfers In | 0 | | | | | | | | |
| 4-Revenues Total | 9,005,763 | 1,043,519 | 1,025,862 | 17,657 | 1.72% | 6,166,043 | 5,662,848 | 503,195 | 8.89% |
| 5-Expenses | | | | | | | | | |
| 51-Salaries & Wages | (2,843,030) | (255,080) | (248,958) | (6,123) | 2.46% | (1,845,937) | (1,767,637) | (78,299) | -4.43% |
| 52-Contractual Services | (2,831,253) | (97,039) | (98,789) | 1,750 | -1.77% | (1,220,958) | (1,171,203) | (49,755) | -4.25% |
| 53-Supplies | (1,980,396) | (243,165) | (331,106) | 87,941 | -26.56% | (1,337,779) | (1,262,970) | (74,809) | -5.92% |
| 54-Other Charges | (249,805) | (27,050) | (13,009) | (14,040) | 107.93% | (180,332) | (132,662) | (47,669) | -35.93% |
| 57-Capital | (1,004,489) | (119,513) | (8,259) | (111,254) | 1347.06% | (410,086) | (77,567) | (332,519) | -428.69% |
| 59-Transfers Out | 0 | | | | | | | | |
| 5-Expenses Total | (8,908,973) | (741,847) | (700,121) | (41,726) | 5.96% | (4,995,091) | (4,412,039) | (583,052) | -13.22% |
| 60-Golf Fund Total | 96,790 | 301,672 | 325,741 | (24,069) | -7.39% | 1,170,952 | 1,250,809 | (79,857) | -6.38% |
| 70-Information Systems ISF | | | | | | | | | |
| 4-Revenues | | | | | | | | | |
| 42-Charges for Services | 303,695 | 0 | 0 | 0 | 0.00% | 151,848 | 150,557 | 1,290 | 0.86% |
| 43-Debt Proceeds | 0 | | | | | | | | |
| 47-Misc. Income | 0 | 0 | 0 | 0 | 0.00% | 0 | 0 | 0 | 0.00% |

Major & Internal Service Funds

| Row Labels | Sum of Full Year Budget | Sum of Current Month | Sum of LY Month | Month Variance | % Month Variance | Sum of Current YTD | Sum of LY YTD | YTD Variance | % YTD Variance |
|---|----------------------------|----------------------------|--------------------|-------------------|---------------------|--------------------------|------------------|------------------|-------------------|
| 48-Interest Income | 0 | 0 | 0 | 0 | 0.00% | 25 | 0 | 25 | 0.00% |
| 49-Transfers In | 0 | | | | | | | | |
| 4-Revenues Total | 303,695 | 0 | 0 | 0 | 0.00% | 151,872 | 150,557 | 1,315 | 0.87% |
| 5-Expenses | | | | | | | | | |
| 52-Contractual Services | (212,855) | (10,035) | (11,344) | 1,309 | -11.54% | (148,073) | (139,730) | (8,343) | -5.97% |
| 53-Supplies | (75,840) | (1,190) | (3,720) | 2,529 | -67.99% | (19,290) | (15,065) | (4,225) | -28.05% |
| 57-Capital | (15,000) | 0 | 0 | 0 | 0.00% | 0 | 0 | 0 | 0.00% |
| 5-Expenses Total | (303,695) | (11,225) | (15,063) | 3,839 | -25.48% | (167,363) | (154,795) | (12,568) | -8.12% |
| 70-Information Systems ISF Total | 0 | (11,225) | (15,063) | 3,839 | -25.48% | (15,491) | (4,237) | (11,253) | -265.60% |
| 75-Health Insurance | | | | | | | | | |
| 4-Revenues | | | | | | | | | |
| 42-Charges for Services | 1,576,628 | 0 | 0 | 0 | 0.00% | 781,416 | 782,693 | (1,277) | -0.16% |
| 47-Misc. Income | 211,750 | 8,269 | 6,046 | 2,223 | 36.76% | 69,172 | 51,262 | 17,911 | 34.94% |
| 48-Interest Income | 750 | 84 | 66 | 18 | 26.92% | 350 | 539 | (189) | -35.07% |
| 49-Transfers In | 0 | | | | | | | | |
| 4-Revenues Total | 1,789,128 | 8,353 | 6,112 | 2,241 | 36.66% | 850,938 | 834,493 | 16,445 | 1.97% |
| 5-Expenses | | | | | | | | | |
| 52-Contractual Services | (1,790,878) | (110,450) | (120,985) | 10,535 | -8.71% | (768,278) | (837,998) | 69,720 | 8.32% |
| 5-Expenses Total | (1,790,878) | (110,450) | (120,985) | 10,535 | -8.71% | (768,278) | (837,998) | 69,720 | 8.32% |
| 75-Health Insurance Total | (1,750) | (102,097) | (114,873) | 12,776 | -11.12% | 82,660 | (3,505) | 86,165 | 2458.34% |
| Grand Total | (1,748,779) | (519,358) | (215,249) | (304,109) | 141.28% | 2,825,664 | 1,747,633 | 1,078,031 | 61.69% |

Major Op Fund by Dept

| Row Labels | Sum of Full Year Budget | Sum of Current Month | Sum of LY Month | Month Variance | % Month Variance | Sum of Current YTD | Sum of LY YTD | YTD Variance | % YTD Variance |
|-----------------------------|----------------------------|----------------------------|--------------------|-------------------|---------------------|--------------------------|------------------|-----------------|-------------------|
| 10-General | | | | | | | | | |
| 000-Administration | | | | | | | | | |
| 4-Revenues | | | | | | | | | |
| 41-Taxes | 1,862,913 | 33,784 | 35,839 | (2,055) | -5.73% | 973,050 | 955,557 | 17,493 | 1.83% |
| 42-Charges for Services | 170,750 | 83,796 | 31,447 | 52,348 | 166.46% | 214,703 | 130,906 | 83,797 | 64.01% |
| 43-Debt Proceeds | 0 | | | | | | | | |
| 44-Rentals | 81,000 | 6,750 | 6,750 | 0 | 0.00% | 60,750 | 60,750 | 0 | 0.00% |
| 45-Product Sales | 10,250 | 2,704 | 1,675 | 1,029 | 61.43% | 8,046 | 3,767 | 4,279 | 113.60% |
| 46-Grants & Donations | 0 | 0 | 0 | 0 | 0.00% | 2,925 | 5,010 | (2,085) | -41.62% |
| 47-Misc. Income | 500 | 0 | 3 | (3) | -100.00% | 243 | 410 | (167) | -40.85% |
| 48-Interest Income | 4,000 | 414 | 410 | 4 | 1.05% | 3,669 | 1,075 | 2,595 | 241.38% |
| 49-Transfers In | 0 | | | | | | | | |
| 4-Revenues Total | 2,129,413 | 127,447 | 76,123 | 51,324 | 67.42% | 1,263,387 | 1,157,474 | 105,912 | 9.15% |
| 5-Expenses | | | | | | | | | |
| 51-Salaries & Wages | (426,215) | (36,624) | (33,748) | (2,876) | 8.52% | (290,256) | (271,736) | (18,521) | -6.82% |
| 52-Contractual Services | (415,872) | (31,482) | (36,931) | 5,448 | -14.75% | (284,625) | (250,623) | (34,001) | -13.57% |
| 53-Supplies | (121,149) | (5,653) | (2,410) | (3,243) | 134.57% | (75,753) | (46,725) | (29,028) | -62.12% |
| 54-Other Charges | (123,996) | (8,175) | (4,643) | (3,532) | 76.06% | (75,771) | (48,218) | (27,554) | -57.14% |
| 57-Capital | (2,405) | 0 | 0 | 0 | 0.00% | (1,202) | (532) | (670) | -126.03% |
| 59-Transfers Out | (500,000) | 0 | 0 | 0 | 0.00% | (250,000) | (121,893) | (128,107) | -105.10% |
| 5-Expenses Total | (1,589,637) | (81,934) | (77,732) | (4,202) | 5.41% | (977,607) | (739,726) | (237,881) | -32.16% |
| 000-Administration Total | 539,776 | 45,513 | (1,609) | 47,121 | -2928.62% | 285,780 | 417,748 | (131,969) | -31.59% |
| 101-Parks Maintenance | | | | | | | | | |
| 4-Revenues | | | | | | | | | |
| 41-Taxes | 1,862,913 | 33,784 | 35,839 | (2,055) | -5.73% | 983,024 | 955,300 | 27,725 | 2.90% |
| 42-Charges for Services | 25,500 | 0 | 744 | (744) | -100.00% | 1,091 | 2,715 | (1,624) | -59.82% |
| 46-Grants & Donations | 0 | 14,592 | 0 | 14,592 | 0.00% | 14,592 | 0 | 14,592 | 0.00% |
| 47-Misc. Income | 0 | 330 | 355 | (25) | -7.04% | 21,648 | 2,495 | 19,153 | 767.64% |
| 49-Transfers In | 10,000 | 0 | 0 | 0 | 0.00% | 10,000 | 10,000 | 0 | 0.00% |
| 4-Revenues Total | 1,898,413 | 48,706 | 36,938 | 11,768 | 31.86% | 1,030,354 | 970,509 | 59,845 | 6.17% |
| 5-Expenses | | | | | | | | | |
| 51-Salaries & Wages | (1,510,420) | (138,177) | (132,689) | (5,489) | 4.14% | (876,958) | (918,143) | 41,185 | 4.49% |
| 52-Contractual Services | (561,377) | (11,554) | (8,245) | (3,309) | 40.13% | (288,406) | (270,417) | (17,989) | -6.65% |
| 53-Supplies | (371,035) | (47,351) | (35,573) | (11,778) | 33.11% | (194,934) | (186,117) | (8,817) | -4.74% |
| 54-Other Charges | (8,200) | 0 | (248) | 248 | -100.00% | (2,672) | (2,484) | (188) | -7.56% |
| 57-Capital | (149,799) | 0 | 0 | 0 | 0.00% | (23,786) | (67,850) | 44,063 | 64.94% |
| 59-Transfers Out | 0 | | | | | | | | |
| 5-Expenses Total | (2,600,831) | (197,082) | (176,754) | (20,328) | 11.50% | (1,386,756) | (1,445,011) | 58,255 | 4.03% |
| 101-Parks Maintenance Total | (702,418) | (148,376) | (139,817) | (8,560) | 6.12% | (356,402) | (474,502) | 118,100 | 24.89% |
| 430-Historical Museum | | | | | | | | | |
| 4-Revenues | | | | | | | | | |
| 42-Charges for Services | 17,550 | 1,799 | 233 | 1,566 | 672.10% | 16,726 | 3,226 | 13,500 | 418.47% |
| 44-Rentals | 8,000 | 0 | 0 | 0 | 0.00% | 170 | 3,610 | (3,440) | -95.29% |
| 45-Product Sales | 2,300 | 93 | 249 | (157) | -62.85% | 1,096 | 1,704 | (608) | -35.71% |
| 46-Grants & Donations | 32,500 | 572 | 904 | (332) | -36.78% | 90,970 | 6,130 | 84,839 | 1384.00% |
| 47-Misc. Income | 130,000 | 0 | 0 | 0 | 0.00% | 0 | 87,811 | (87,811) | -100.00% |
| 4-Revenues Total | 190,350 | 2,463 | 1,386 | 1,077 | 77.71% | 108,961 | 102,481 | 6,480 | 6.32% |
| 5-Expenses | | | | | | | | | |
| 51-Salaries & Wages | (127,271) | (5,832) | (8,154) | 2,322 | -28.48% | (70,319) | (70,464) | 145 | 0.21% |
| 52-Contractual Services | (62,048) | (1,235) | (898) | (337) | 37.52% | (36,887) | (30,515) | (6,372) | -20.88% |
| 53-Supplies | (16,595) | (1,609) | (1,334) | (275) | 20.63% | (11,416) | (11,925) | 509 | 4.27% |
| 54-Other Charges | (5,545) | (1,312) | (675) | (637) | 94.43% | (4,581) | (3,526) | (1,054) | -29.90% |
| 57-Capital | (573) | 0 | 0 | 0 | 0.00% | (286) | (118) | (168) | -142.56% |
| 5-Expenses Total | (212,031) | (9,988) | (11,060) | 1,072 | -9.70% | (123,489) | (116,549) | (6,941) | -5.96% |
| 430-Historical Museum Total | (21,681) | (7,524) | (9,674) | 2,149 | -22.22% | (14,528) | (14,067) | (461) | -3.28% |
| 10-General Total | (184,323) | (110,388) | (151,100) | 40,711 | -26.94% | (85,151) | (70,821) | (14,330) | -20.23% |
| 20-Recreation | | | | | | | | | |
| 000-Administration | | | | | | | | | |
| 4-Revenues | | | | | | | | | |
| 41-Taxes | 3,675,113 | 66,720 | 70,672 | (3,951) | -5.59% | 1,931,415 | 1,884,053 | 47,362 | 2.51% |
| 42-Charges for Services | 150,200 | 0 | (382) | 382 | -100.00% | 97,662 | 99,961 | (2,299) | -2.30% |
| 44-Rentals | 25,661 | 0 | 6,445 | (6,445) | -100.00% | 19,263 | 13,918 | 5,345 | 38.40% |
| 45-Product Sales | 33,665 | 8 | (3) | 11 | -363.33% | 44,358 | 18,528 | 25,830 | 139.41% |
| 46-Grants & Donations | 25,875 | 1,031 | 1,000 | 32 | 3.16% | 25,619 | 26,160 | (542) | -2.07% |

Major Op Fund by Dept

| Row Labels | Sum of Full Year Budget | Sum of Current Month | Sum of LY Month | Month Variance | % Month Variance | Sum of Current YTD | Sum of LY YTD | YTD Variance | % YTD Variance |
|-------------------------------|-------------------------|----------------------|-----------------|----------------|------------------|--------------------|---------------|--------------|----------------|
| 47-Misc. Income | 0 | 345 | 459 | (114) | -24.84% | 2,318 | 3,227 | (909) | -28.17% |
| 48-Interest Income | 10,000 | 749 | 1,151 | (403) | -34.97% | 14,472 | 6,147 | 8,325 | 135.42% |
| 49-Transfers In | 0 | | | | | | | | |
| 4-Revenues Total | 3,920,514 | 68,853 | 79,341 | (10,488) | -13.22% | 2,135,107 | 2,051,994 | 83,113 | 4.05% |
| 5-Expenses | | | | | | | | | |
| 51-Salaries & Wages | (1,169,335) | (82,941) | (83,510) | 569 | -0.68% | (740,782) | (719,276) | (21,506) | -2.99% |
| 52-Contractual Services | (817,230) | (45,636) | (75,179) | 29,543 | -39.30% | (444,482) | (468,739) | 24,257 | 5.18% |
| 53-Supplies | (122,817) | (7,065) | (3,744) | (3,321) | 88.69% | (71,253) | (67,437) | (3,816) | -5.66% |
| 54-Other Charges | (111,560) | (4,424) | (6,404) | 1,980 | -30.92% | (70,405) | (65,933) | (4,472) | -6.78% |
| 57-Capital | (12,977) | 0 | 0 | 0 | 0.00% | (1,489) | (5,100) | 3,611 | 70.80% |
| 59-Transfers Out | (2,000,000) | 0 | 0 | 0 | 0.00% | (1,000,000) | (250,000) | (750,000) | -300.00% |
| 5-Expenses Total | (4,233,919) | (140,066) | (168,837) | 28,772 | -17.04% | (2,328,410) | (1,576,485) | (751,925) | -47.70% |
| 000-Administration Total | (313,406) | (71,213) | (89,496) | 18,283 | -20.43% | (193,304) | 475,509 | (668,813) | -140.65% |
| 101-Parks Maintenance | | | | | | | | | |
| 4-Revenues | | | | | | | | | |
| 42-Charges for Services | 0 | 4,466 | 0 | 4,466 | 0.00% | 4,466 | 9,560 | (5,095) | -53.29% |
| 44-Rentals | 12,261 | 3,205 | 2,849 | 356 | 12.50% | 12,550 | 11,024 | 1,526 | 13.84% |
| 45-Product Sales | 0 | | | | | | | | |
| 47-Misc. Income | 0 | | | | | | | | |
| 4-Revenues Total | 12,261 | 7,671 | 2,849 | 4,822 | 169.25% | 17,016 | 20,584 | (3,569) | -17.34% |
| 5-Expenses | | | | | | | | | |
| 51-Salaries & Wages | (532,498) | (37,231) | (36,927) | (304) | 0.82% | (343,649) | (357,495) | 13,846 | 3.87% |
| 52-Contractual Services | (299,089) | (17,118) | (23,730) | 6,612 | -27.86% | (159,118) | (166,947) | 7,828 | 4.69% |
| 53-Supplies | (181,790) | (16,181) | (15,547) | (634) | 4.08% | (94,274) | (132,863) | 38,589 | 29.04% |
| 57-Capital | (12,000) | 0 | (16,347) | 16,347 | -100.00% | 0 | (16,347) | 16,347 | 100.00% |
| 5-Expenses Total | (1,025,376) | (70,530) | (92,551) | 22,021 | -23.79% | (597,041) | (673,652) | 76,610 | 11.37% |
| 101-Parks Maintenance Total | (1,013,115) | (62,859) | (89,702) | 26,843 | -29.92% | (580,026) | (653,067) | 73,042 | 11.18% |
| 220-Recreation Programs | | | | | | | | | |
| 4-Revenues | | | | | | | | | |
| 42-Charges for Services | 2,568,059 | 188,406 | 184,324 | 4,082 | 2.21% | 1,775,720 | 1,772,769 | 2,951 | 0.17% |
| 44-Rentals | 89,000 | 4,707 | 6,443 | (1,735) | -26.93% | 55,966 | 33,421 | 22,545 | 67.46% |
| 45-Product Sales | 27,580 | 2,487 | 2,277 | 210 | 9.22% | 19,979 | 14,774 | 5,205 | 35.23% |
| 46-Grants & Donations | 0 | | | | | | | | |
| 47-Misc. Income | 0 | 0 | 0 | 0 | 0.00% | 0 | 40 | (40) | -100.00% |
| 4-Revenues Total | 2,684,639 | 195,601 | 193,044 | 2,557 | 1.32% | 1,851,664 | 1,821,004 | 30,660 | 1.68% |
| 5-Expenses | | | | | | | | | |
| 51-Salaries & Wages | (934,150) | (109,351) | (89,865) | (19,487) | 21.68% | (640,517) | (642,574) | 2,057 | 0.32% |
| 52-Contractual Services | (900,678) | (86,998) | (62,596) | (24,403) | 38.98% | (520,373) | (554,316) | 33,943 | 6.12% |
| 53-Supplies | (182,557) | (7,159) | (6,645) | (514) | 7.73% | (115,992) | (109,444) | (6,548) | -5.98% |
| 54-Other Charges | 0 | | | | | | | | |
| 57-Capital | (229) | 0 | 0 | 0 | 0.00% | (115) | (59) | (55) | -93.90% |
| 5-Expenses Total | (2,017,614) | (203,509) | (159,106) | (44,403) | 27.91% | (1,276,996) | (1,306,393) | 29,397 | 2.25% |
| 220-Recreation Programs Total | 667,025 | (7,908) | 33,938 | (41,846) | -123.30% | 574,668 | 514,611 | 60,057 | 11.67% |
| 221-Athletics | | | | | | | | | |
| 4-Revenues | | | | | | | | | |
| 42-Charges for Services | 490,205 | 50,865 | 48,401 | 2,464 | 5.09% | 337,685 | 365,812 | (28,128) | -7.69% |
| 45-Product Sales | 59,730 | 5,807 | 10,326 | (4,518) | -43.76% | 19,229 | 42,888 | (23,659) | -55.16% |
| 47-Misc. Income | 100 | 0 | 0 | 0 | 0.00% | 0 | 189 | (189) | -100.00% |
| 49-Transfers In | 67,908 | | | | | | | | |
| 4-Revenues Total | 617,943 | 56,673 | 58,727 | (2,055) | -3.50% | 356,914 | 408,889 | (51,975) | -12.71% |
| 5-Expenses | | | | | | | | | |
| 51-Salaries & Wages | (78,355) | (3,322) | (8,543) | 5,221 | -61.12% | (33,134) | (40,917) | 7,782 | 19.02% |
| 52-Contractual Services | (145,600) | (11,386) | (10,236) | (1,150) | 11.23% | (85,564) | (79,387) | (6,177) | -7.78% |
| 53-Supplies | (267,606) | (43,825) | (57,191) | 13,366 | -23.37% | (131,320) | (174,899) | 43,578 | 24.92% |
| 54-Other Charges | (60,185) | (5,415) | (423) | (4,992) | 1180.22% | (40,531) | (45,303) | 4,773 | 10.53% |
| 57-Capital | (21,416) | (5,769) | 0 | (5,769) | 0.00% | (22,215) | 0 | (22,215) | 0.00% |
| 59-Transfers Out | (10,000) | 0 | 0 | 0 | 0.00% | (10,000) | (10,000) | 0 | 0.00% |
| 5-Expenses Total | (583,163) | (69,717) | (76,393) | 6,676 | -8.74% | (322,764) | (350,506) | 27,742 | 7.91% |
| 221-Athletics Total | 34,780 | (13,045) | (17,666) | 4,621 | -26.16% | 34,150 | 58,384 | (24,233) | -41.51% |
| 222-Pools | | | | | | | | | |
| 4-Revenues | | | | | | | | | |
| 42-Charges for Services | 842,500 | 95,505 | 104,292 | (8,787) | -8.43% | 701,085 | 749,753 | (48,668) | -6.49% |
| 44-Rentals | 21,550 | 5,152 | 3,703 | 1,448 | 39.11% | 23,523 | 18,365 | 5,158 | 28.09% |

Major Op Fund by Dept

| Row Labels | Sum of Full Year Budget | Sum of Current Month | Sum of LY Month | Month Variance | % Month Variance | Sum of Current YTD | Sum of LY YTD | YTD Variance | % YTD Variance |
|---------------------------------|-------------------------|----------------------|-----------------|----------------|------------------|--------------------|---------------|--------------|----------------|
| 45-Product Sales | 92,000 | 13,645 | 15,707 | (2,062) | -13.13% | 71,220 | 70,699 | 521 | 0.74% |
| 46-Grants & Donations | 0 | 0 | 0 | 0 | 0.00% | 0 | 454 | (454) | -100.01% |
| 47-Misc. Income | 16,800 | 136 | 60 | 76 | 126.67% | 15,101 | 13,629 | 1,472 | 10.80% |
| 4-Revenues Total | 972,850 | 114,437 | 123,762 | (9,325) | -7.53% | 810,929 | 852,900 | (41,971) | -4.92% |
| 5-Expenses | | | | | | | | | |
| 51-Salaries & Wages | (488,707) | (131,685) | (109,228) | (22,456) | 20.56% | (440,339) | (401,885) | (38,454) | -9.57% |
| 52-Contractual Services | (218,222) | (16,850) | (27,161) | 10,311 | -37.96% | (145,613) | (130,948) | (14,665) | -11.20% |
| 53-Supplies | (64,283) | (8,816) | (11,239) | 2,423 | -21.56% | (59,662) | (52,875) | (6,787) | -12.84% |
| 54-Other Charges | (18,350) | (450) | (177) | (273) | 154.24% | (13,413) | (9,547) | (3,866) | -40.50% |
| 57-Capital | (802) | 0 | 0 | 0 | 0.00% | (401) | (30) | (371) | -1237.40% |
| 59-Transfers Out | 0 | | | | | | | | |
| 5-Expenses Total | (790,363) | (157,801) | (147,805) | (9,996) | 6.76% | (659,429) | (595,285) | (64,144) | -10.78% |
| 222-Pools Total | 182,487 | (43,363) | (24,043) | (19,321) | 80.36% | 151,501 | 257,615 | (106,115) | -41.19% |
| 224-Recreation Facilities | | | | | | | | | |
| 4-Revenues | | | | | | | | | |
| 42-Charges for Services | 3,568 | 105 | 187 | (82) | -44.06% | 3,159 | 3,325 | (165) | -4.97% |
| 44-Rentals | 56,800 | 3,856 | 6,234 | (2,377) | -38.14% | 35,074 | 45,587 | (10,513) | -23.06% |
| 45-Product Sales | 2,000 | (27) | 58 | (85) | -146.72% | 468 | 1,410 | (943) | -66.86% |
| 47-Misc. Income | 0 | | | | | | | | |
| 4-Revenues Total | 62,368 | 3,935 | 6,480 | (2,545) | -39.27% | 38,701 | 50,322 | (11,621) | -23.09% |
| 5-Expenses | | | | | | | | | |
| 51-Salaries & Wages | (167,315) | (12,769) | (12,623) | (146) | 1.15% | (109,595) | (105,649) | (3,947) | -3.74% |
| 52-Contractual Services | (308,639) | (41,466) | (5,772) | (35,694) | 618.39% | (213,116) | (159,134) | (53,982) | -33.92% |
| 53-Supplies | (46,172) | (3,811) | (837) | (2,975) | 355.39% | (14,310) | (26,691) | 12,381 | 46.39% |
| 54-Other Charges | (5,048) | 0 | (359) | 359 | -100.06% | (1,984) | (1,809) | (175) | -9.70% |
| 57-Capital | (1,374) | 0 | 0 | 0 | 0.00% | (3,027) | (266) | (2,761) | -1038.01% |
| 59-Transfers Out | 0 | | | | | | | | |
| 5-Expenses Total | (528,548) | (58,046) | (19,592) | (38,455) | 196.28% | (342,033) | (293,549) | (48,484) | -16.52% |
| 224-Recreation Facilities Total | (466,181) | (54,112) | (13,112) | (41,000) | 312.69% | (303,332) | (243,227) | (60,105) | -24.71% |
| 350-Special Facilities | | | | | | | | | |
| 4-Revenues | | | | | | | | | |
| 42-Charges for Services | 825,263 | 65,266 | 67,254 | (1,988) | -2.96% | 523,250 | 543,692 | (20,442) | -3.76% |
| 44-Rentals | 3,228 | 157 | 241 | (84) | -34.93% | 703 | 1,105 | (402) | -36.41% |
| 45-Product Sales | 6,050 | 385 | 699 | (314) | -44.92% | 2,054 | 2,584 | (531) | -20.53% |
| 46-Grants & Donations | 0 | | | | | | | | |
| 47-Misc. Income | 10,000 | 304 | 0 | 304 | 0.00% | 2,447 | 0 | 2,447 | 0.00% |
| 4-Revenues Total | 844,541 | 66,113 | 68,195 | (2,082) | -3.05% | 528,454 | 547,382 | (18,928) | -3.46% |
| 5-Expenses | | | | | | | | | |
| 51-Salaries & Wages | (554,535) | (38,366) | (42,652) | 4,285 | -10.05% | (310,748) | (335,486) | 24,738 | 7.37% |
| 52-Contractual Services | (92,182) | (4,746) | (2,848) | (1,898) | 66.64% | (46,472) | (42,814) | (3,657) | -8.54% |
| 53-Supplies | (80,775) | (2,628) | (2,509) | (118) | 4.72% | (36,470) | (30,621) | (5,849) | -19.10% |
| 54-Other Charges | (33,855) | (1,907) | (3,177) | 1,271 | -40.00% | (11,224) | (12,546) | 1,322 | 10.54% |
| 57-Capital | (916) | 0 | 0 | 0 | 0.00% | (458) | (236) | (222) | -93.92% |
| 59-Transfers Out | 0 | | | | | | | | |
| 5-Expenses Total | (762,264) | (47,647) | (51,187) | 3,540 | -6.92% | (405,371) | (421,703) | 16,332 | 3.87% |
| 350-Special Facilities Total | 82,277 | 18,466 | 17,008 | 1,458 | 8.57% | 123,083 | 125,679 | (2,596) | -2.07% |
| 20-Recreation Total | (826,132) | (234,034) | (183,072) | (50,962) | 27.84% | (193,259) | 535,503 | (728,762) | -136.09% |
| 22-Cosley Zoo | | | | | | | | | |
| 000-Administration | | | | | | | | | |
| 4-Revenues | | | | | | | | | |
| 41-Taxes | 811,996 | 14,773 | 15,374 | (601) | -3.91% | 429,922 | 409,868 | 20,054 | 4.89% |
| 42-Charges for Services | 0 | 0 | 0 | 0 | 0.00% | 1,750 | 2,250 | (500) | -22.22% |
| 44-Rentals | 0 | | | | | | | | |
| 45-Product Sales | 0 | | | | | | | | |
| 46-Grants & Donations | 0 | | | | | | | | |
| 47-Misc. Income | 0 | | | | | | | | |
| 48-Interest Income | 0 | 20 | 21 | (2) | -7.57% | 153 | 29 | 125 | 429.79% |
| 49-Transfers In | 0 | 0 | 0 | 0 | 0.00% | 0 | 121,893 | (121,893) | -100.00% |
| 4-Revenues Total | 811,996 | 14,793 | 15,396 | (602) | -3.91% | 431,825 | 534,040 | (102,215) | -19.14% |
| 5-Expenses | | | | | | | | | |
| 51-Salaries & Wages | (48,868) | (3,416) | (3,588) | 173 | -4.81% | (30,931) | (29,499) | (1,433) | -4.86% |
| 52-Contractual Services | (12,330) | (355) | (339) | (16) | 4.69% | (7,325) | (7,819) | 494 | 6.32% |
| 53-Supplies | 0 | | | | | | | | |

Major Op Fund by Dept

| Row Labels | Sum of Full Year Budget | Sum of Current Month | Sum of LY Month | Month Variance | % Month Variance | Sum of Current YTD | Sum of LY YTD | YTD Variance | % YTD Variance |
|-------------------------------|----------------------------|----------------------------|--------------------|-------------------|---------------------|--------------------------|------------------|-----------------|-------------------|
| 54-Other Charges | (500) | 0 | 0 | 0 | 0.00% | (25) | (25) | 0 | 0.00% |
| 57-Capital | 0 | | | | | | | | |
| 59-Transfers Out | 0 | | | | | | | | |
| 5-Expenses Total | (61,698) | (3,771) | (3,928) | 157 | -3.99% | (38,281) | (37,343) | (938) | -2.51% |
| 000-Administration Total | 750,298 | 11,022 | 11,468 | (446) | -3.89% | 393,544 | 496,697 | (103,153) | -20.77% |
| 101-Parks Maintenance | | | | | | | | | |
| 4-Revenues | | | | | | | | | |
| 47-Misc. Income | 0 | | | | | | | | |
| 4-Revenues Total | 0 | | | | | | | | |
| 5-Expenses | | | | | | | | | |
| 51-Salaries & Wages | (136,717) | (8,972) | (9,718) | 745 | -7.67% | (92,129) | (90,328) | (1,801) | -1.99% |
| 52-Contractual Services | (52,308) | (182) | (2,124) | 1,942 | -91.42% | (24,282) | (28,736) | 4,454 | 15.50% |
| 53-Supplies | (23,218) | (2,189) | (1,338) | (851) | 63.59% | (11,007) | (7,846) | (3,160) | -40.28% |
| 57-Capital | (115) | 0 | 0 | 0 | 0.00% | (57) | 0 | (57) | 0.00% |
| 5-Expenses Total | (212,357) | (11,344) | (13,180) | 1,836 | -13.93% | (127,475) | (126,910) | (565) | -0.44% |
| 101-Parks Maintenance Total | (212,357) | (11,344) | (13,180) | 1,836 | -13.93% | (127,475) | (126,910) | (565) | -0.44% |
| 220-Recreation Programs | | | | | | | | | |
| 4-Revenues | | | | | | | | | |
| 42-Charges for Services | 89,806 | 9,408 | 7,608 | 1,801 | 23.67% | 79,487 | 64,930 | 14,557 | 22.42% |
| 45-Product Sales | 1,445 | 20 | 100 | (80) | -80.00% | 525 | 257 | 268 | 104.28% |
| 46-Grants & Donations | 0 | 5,472 | 0 | 5,472 | 0.00% | 5,472 | 0 | 5,472 | 0.00% |
| 4-Revenues Total | 91,251 | 14,900 | 7,708 | 7,193 | 93.31% | 85,484 | 65,187 | 20,297 | 31.14% |
| 5-Expenses | | | | | | | | | |
| 51-Salaries & Wages | (41,908) | (5,807) | (4,001) | (1,805) | 45.12% | (28,221) | (25,839) | (2,383) | -9.22% |
| 52-Contractual Services | (2,110) | 0 | 0 | 0 | 0.00% | (1,105) | (1,214) | 109 | 8.98% |
| 53-Supplies | (8,559) | (534) | (2,230) | 1,696 | -76.05% | (5,485) | (5,029) | (456) | -9.07% |
| 57-Capital | (115) | 0 | 0 | 0 | 0.00% | (57) | (30) | (28) | -92.40% |
| 5-Expenses Total | (52,692) | (6,340) | (6,231) | (109) | 1.75% | (34,868) | (32,111) | (2,757) | -8.59% |
| 220-Recreation Programs Total | 38,559 | 8,560 | 1,477 | 7,083 | 479.59% | 50,616 | 33,076 | 17,540 | 53.03% |
| 350-Special Facilities | | | | | | | | | |
| 5-Expenses | | | | | | | | | |
| 51-Salaries & Wages | (50,190) | (3,792) | (3,707) | (86) | 2.31% | (33,075) | (32,004) | (1,071) | -3.35% |
| 52-Contractual Services | (10,949) | 0 | 0 | 0 | 0.00% | (5,474) | (5,799) | 324 | 5.59% |
| 53-Supplies | 0 | | | | | | | | |
| 54-Other Charges | (6,000) | (828) | (1,644) | 817 | -49.68% | (5,962) | (7,037) | 1,075 | 15.27% |
| 57-Capital | 0 | | | | | | | | |
| 5-Expenses Total | (67,138) | (4,620) | (5,351) | 731 | -13.66% | (44,511) | (44,840) | 328 | 0.73% |
| 350-Special Facilities Total | (67,138) | (4,620) | (5,351) | 731 | -13.66% | (44,511) | (44,840) | 328 | 0.73% |
| 501-Cosley Zoo | | | | | | | | | |
| 4-Revenues | | | | | | | | | |
| 42-Charges for Services | 210,000 | 31,395 | 33,911 | (2,516) | -7.42% | 174,961 | 165,723 | 9,238 | 5.57% |
| 44-Rentals | 23,600 | 6,183 | 3,674 | 2,509 | 68.29% | 33,662 | 21,642 | 12,020 | 55.54% |
| 45-Product Sales | 0 | 0 | (9) | 9 | -100.00% | 0 | 10 | (10) | -100.10% |
| 46-Grants & Donations | 103,500 | 871 | 933 | (62) | -6.65% | 46,409 | 50,553 | (4,144) | -8.20% |
| 47-Misc. Income | 400 | 0 | 50 | (50) | -100.00% | 0 | 75 | (75) | -100.00% |
| 4-Revenues Total | 337,500 | 38,449 | 38,559 | (110) | -0.29% | 255,031 | 238,003 | 17,028 | 7.15% |
| 5-Expenses | | | | | | | | | |
| 51-Salaries & Wages | (496,972) | (39,221) | (37,866) | (1,355) | 3.58% | (310,951) | (311,697) | 747 | 0.24% |
| 52-Contractual Services | (212,766) | (9,956) | (6,040) | (3,915) | 64.82% | (118,890) | (99,544) | (19,346) | -19.43% |
| 53-Supplies | (96,637) | (8,896) | (7,786) | (1,110) | 14.26% | (43,794) | (49,066) | 5,272 | 10.74% |
| 54-Other Charges | (34,255) | (1,126) | (412) | (715) | 173.49% | (16,578) | (15,689) | (888) | -5.66% |
| 57-Capital | (1,260) | 0 | 0 | 0 | 0.00% | (630) | (295) | (334) | -113.34% |
| 5-Expenses Total | (841,889) | (59,198) | (52,103) | (7,095) | 13.62% | (490,842) | (476,292) | (14,550) | -3.05% |
| 501-Cosley Zoo Total | (504,389) | (20,749) | (13,544) | (7,205) | 53.20% | (235,811) | (238,289) | 2,478 | 1.04% |
| 22-Cosley Zoo Total | 4,972 | (17,130) | (19,130) | 2,000 | -10.45% | 36,363 | 119,734 | (83,372) | -69.63% |
| 60-Golf Fund | | | | | | | | | |
| 000-Administration | | | | | | | | | |
| 4-Revenues | | | | | | | | | |
| 41-Taxes | 1,294,664 | 0 | 0 | 0 | 0.00% | 647,332 | 532,787 | 114,545 | 21.50% |
| 42-Charges for Services | 0 | | | | | | | | |
| 46-Grants & Donations | 0 | (116,250) | 0 | (116,250) | 0.00% | 58,750 | 0 | 58,750 | 0.00% |
| 47-Misc. Income | 4,500 | 537 | 564 | (27) | -4.79% | 2,631 | 2,853 | (222) | -7.78% |

Major Op Fund by Dept

| Row Labels | Sum of Full Year Budget | Sum of Current Month | Sum of LY Month | Month Variance | % Month Variance | Sum of Current YTD | Sum of LY YTD | YTD Variance | % YTD Variance |
|-------------------------------------|-------------------------|----------------------|-----------------|------------------|-------------------|--------------------|------------------|------------------|----------------|
| 48-Interest Income | 2,500 | 648 | 470 | 178 | 37.92% | 4,698 | 2,605 | 2,093 | 80.36% |
| 49-Transfers In | 0 | | | | | | | | |
| 4-Revenues Total | 1,301,664 | (115,065) | 1,034 | (116,099) | -11228.12% | 713,411 | 538,245 | 175,166 | 32.54% |
| 5-Expenses | | | | | | | | | |
| 51-Salaries & Wages | (287,752) | (20,754) | (21,358) | 604 | -2.83% | (180,804) | (173,510) | (7,294) | -4.20% |
| 52-Contractual Services | (1,724,033) | (27,230) | (26,516) | (715) | 2.70% | (562,974) | (574,969) | 11,995 | 2.09% |
| 53-Supplies | (89,367) | (10,124) | (6,450) | (3,674) | 56.96% | (50,247) | (41,444) | (8,803) | -21.24% |
| 54-Other Charges | (102,980) | (8,258) | (4,749) | (3,510) | 73.90% | (69,014) | (51,494) | (17,520) | -34.02% |
| 57-Capital | (229) | 0 | 0 | 0 | 0.00% | (115) | (59) | (55) | -93.90% |
| 59-Transfers Out | 0 | | | | | | | | |
| 5-Expenses Total | (2,204,361) | (66,366) | (59,072) | (7,295) | 12.35% | (863,153) | (841,477) | (21,676) | -2.58% |
| 000-Administration Total | (902,697) | (181,431) | (58,038) | (123,393) | 212.61% | (149,742) | (303,232) | 153,490 | 50.62% |
| 101-Parks Maintenance | | | | | | | | | |
| 5-Expenses | | | | | | | | | |
| 51-Salaries & Wages | (12,964) | (905) | (960) | 55 | -5.74% | (10,059) | (9,909) | (150) | -1.52% |
| 52-Contractual Services | (3,984) | (68) | (72) | 4 | -5.06% | (2,133) | (2,055) | (78) | -3.78% |
| 53-Supplies | (7,000) | 0 | 0 | 0 | 0.00% | (4,453) | (3,578) | (874) | -24.44% |
| 54-Other Charges | 0 | | | | | | | | |
| 57-Capital | 0 | | | | | | | | |
| 5-Expenses Total | (23,948) | (973) | (1,032) | 59 | -5.69% | (16,644) | (15,542) | (1,102) | -7.09% |
| 101-Parks Maintenance Total | (23,948) | (973) | (1,032) | 59 | -5.69% | (16,644) | (15,542) | (1,102) | -7.09% |
| 601-Golf Maintenance | | | | | | | | | |
| 4-Revenues | | | | | | | | | |
| 46-Grants & Donations | 0 | 116,250 | 0 | 116,250 | 0.00% | 116,250 | 0 | 116,250 | 0.00% |
| 4-Revenues Total | 0 | 116,250 | 0 | 116,250 | 0.00% | 116,250 | 0 | 116,250 | 0.00% |
| 5-Expenses | | | | | | | | | |
| 51-Salaries & Wages | (502,514) | (41,680) | (46,870) | 5,190 | -11.07% | (298,181) | (314,352) | 16,170 | 5.14% |
| 52-Contractual Services | (158,817) | (3,184) | (4,956) | 1,772 | -35.75% | (78,365) | (85,189) | 6,824 | 8.01% |
| 53-Supplies | (330,572) | (35,666) | (25,254) | (10,412) | 41.23% | (232,236) | (208,662) | (23,574) | -11.30% |
| 54-Other Charges | (20,000) | (8,275) | 0 | (8,275) | 0.00% | (12,385) | (7,665) | (4,720) | -61.58% |
| 57-Capital | (215,458) | (119,513) | (8,259) | (111,254) | 1347.06% | (393,155) | (77,094) | (316,061) | -409.97% |
| 5-Expenses Total | (1,227,361) | (208,318) | (85,339) | (122,980) | 144.11% | (1,014,323) | (692,962) | (321,361) | -46.38% |
| 601-Golf Maintenance Total | (1,227,361) | (92,068) | (85,339) | (6,730) | 7.89% | (898,073) | (692,962) | (205,111) | -29.60% |
| 611-Pro Shop/Golf Fees | | | | | | | | | |
| 4-Revenues | | | | | | | | | |
| 42-Charges for Services | 1,971,925 | 276,001 | 297,941 | (21,940) | -7.36% | 1,366,277 | 1,378,756 | (12,479) | -0.91% |
| 44-Rentals | 366,750 | 66,324 | 72,193 | (5,869) | -8.13% | 241,434 | 241,348 | 86 | 0.04% |
| 45-Product Sales | 153,000 | 24,491 | 23,092 | 1,399 | 6.06% | 111,890 | 109,933 | 1,957 | 1.78% |
| 46-Grants & Donations | 0 | | | | | | | | |
| 47-Misc. Income | 0 | 33 | 41 | (8) | -19.51% | 112 | 21,429 | (21,317) | -99.48% |
| 4-Revenues Total | 2,491,675 | 366,849 | 393,268 | (26,418) | -6.72% | 1,719,713 | 1,751,466 | (31,754) | -1.81% |
| 5-Expenses | | | | | | | | | |
| 51-Salaries & Wages | (377,722) | (38,329) | (37,678) | (651) | 1.73% | (234,420) | (226,497) | (7,922) | -3.50% |
| 52-Contractual Services | (157,086) | (14,547) | (13,881) | (666) | 4.80% | (98,335) | (102,624) | 4,289 | 4.18% |
| 53-Supplies | (150,054) | (27,111) | (16,050) | (11,061) | 68.92% | (89,071) | (92,234) | 3,162 | 3.43% |
| 54-Other Charges | (30,000) | (1,720) | (4,365) | 2,645 | -60.59% | (19,119) | (25,550) | 6,432 | 25.17% |
| 57-Capital | (366,573) | 0 | 0 | 0 | 0.00% | (2,116) | (118) | (1,997) | -1692.66% |
| 5-Expenses Total | (1,081,434) | (81,707) | (71,973) | (9,734) | 13.52% | (443,060) | (447,023) | 3,963 | 0.89% |
| 611-Pro Shop/Golf Fees Total | 1,410,241 | 285,143 | 321,294 | (36,152) | -11.25% | 1,276,653 | 1,304,443 | (27,790) | -2.13% |
| 612-Food and Beverage | | | | | | | | | |
| 4-Revenues | | | | | | | | | |
| 42-Charges for Services | 0 | | | | | | | | |
| 44-Rentals | 0 | 101 | 116 | (15) | -12.89% | 1,222 | 1,831 | (609) | -33.28% |
| 45-Product Sales | 5,168,224 | 674,376 | 629,041 | 45,334 | 7.21% | 3,573,273 | 3,351,408 | 221,865 | 6.62% |
| 46-Grants & Donations | 0 | | | | | | | | |
| 47-Misc. Income | 29,200 | 1,007 | 2,403 | (1,396) | -58.10% | 15,861 | 16,161 | (300) | -1.85% |
| 4-Revenues Total | 5,197,424 | 675,484 | 631,561 | 43,923 | 6.95% | 3,590,356 | 3,369,400 | 220,956 | 6.56% |
| 5-Expenses | | | | | | | | | |
| 51-Salaries & Wages | (1,658,078) | (153,412) | (142,092) | (11,320) | 7.97% | (1,118,585) | (1,042,360) | (76,225) | -7.31% |
| 52-Contractual Services | (786,897) | (51,997) | (53,354) | 1,356 | -2.54% | (478,761) | (406,205) | (72,556) | -17.86% |
| 53-Supplies | (1,398,403) | (170,264) | (283,353) | 113,088 | -39.91% | (961,772) | (917,052) | (44,720) | -4.88% |
| 54-Other Charges | (96,825) | (8,796) | (3,896) | (4,900) | 125.78% | (79,814) | (47,953) | (31,862) | -66.44% |
| 57-Capital | (422,230) | 0 | 0 | 0 | 0.00% | (14,701) | (295) | (14,405) | -4883.18% |

Major Op Fund by Dept

| Row Labels | Sum of Full Year Budget | Sum of Current Month | Sum of LY Month | Month Variance | % Month Variance | Sum of Current YTD | Sum of LY YTD | YTD Variance | % YTD Variance |
|---------------------------------------|----------------------------|----------------------------|--------------------|-------------------|---------------------|--------------------------|------------------|------------------|-------------------|
| 59-Transfers Out | 0 | | | | | | | | |
| 5-Expenses Total | (4,362,433) | (384,470) | (482,694) | 98,224 | -20.35% | (2,653,633) | (2,413,865) | (239,767) | -9.93% |
| 612-Food and Beverage Total | 834,991 | 291,014 | 148,867 | 142,147 | 95.49% | 936,723 | 955,534 | (18,811) | -1.97% |
| 613-Cross Country Skiing | | | | | | | | | |
| 4-Revenues | | | | | | | | | |
| 42-Charges for Services | 15,000 | 0 | 0 | 0 | 0.00% | 26,314 | 3,738 | 22,576 | 603.97% |
| 45-Product Sales | 0 | | | | | | | | |
| 4-Revenues Total | 15,000 | 0 | 0 | 0 | 0.00% | 26,314 | 3,738 | 22,576 | 603.97% |
| 5-Expenses | | | | | | | | | |
| 51-Salaries & Wages | (4,000) | 0 | 0 | 0 | 0.00% | (3,888) | (1,009) | (2,879) | -285.31% |
| 52-Contractual Services | (436) | (12) | (11) | (1) | 7.09% | (390) | (161) | (229) | -142.32% |
| 53-Supplies | (5,000) | 0 | 0 | 0 | 0.00% | 0 | 0 | 0 | 0.00% |
| 57-Capital | 0 | | | | | | | | |
| 5-Expenses Total | (9,436) | (12) | (11) | (1) | 7.09% | (4,278) | (1,170) | (3,108) | -265.63% |
| 613-Cross Country Skiing Total | 5,564 | (12) | (11) | (1) | 7.09% | 22,036 | 2,567 | 19,469 | 758.42% |
| 60-Golf Fund Total | 96,790 | 301,672 | 325,741 | (24,069) | -7.39% | 1,170,952 | 1,250,809 | (79,857) | -6.38% |
| Grand Total | (908,694) | (59,880) | (27,561) | (32,320) | 117.27% | 928,905 | 1,835,226 | (906,321) | -49.38% |

PPF

| Row Labels | Sum of | | | | | Sum of | | | | |
|-------------------------|----------------------------|------------------|--------------------|-------------------|---------------------|------------------|------------------|-----------------|-------------------|--|
| | Sum of Full Year Budget | Current Month | Sum of LY Month | Month Variance | % Month Variance | Current YTD | Sum of LY YTD | YTD Variance | % YTD Variance | |
| 4-Revenues | | | | | | | | | | |
| 42-Charges for Services | 809,763 | 59,812 | 63,426 | (3,614) | -5.70% | 503,530 | 530,862 | (27,332) | -5.15% | |
| 44-Rentals | 728 | 58 | 58 | (0) | -0.33% | 424 | 387 | 37 | 9.47% | |
| 45-Product Sales | 1,750 | 0 | 0 | 0 | 0.00% | 0 | 0 | 0 | 0.00% | |
| 47-Misc. Income | 10,000 | 304 | 0 | 304 | 0.00% | 2,447 | 0 | 2,447 | 0.00% | |
| 4-Revenues Total | 822,241 | 60,175 | 63,485 | (3,310) | -5.21% | 506,401 | 531,250 | (24,849) | -4.68% | |
| 5-Expenses | | | | | | | | | | |
| 51-Salaries & Wages | (492,915) | (31,173) | (35,890) | 4,717 | -13.14% | (270,270) | (297,303) | 27,032 | 9.09% | |
| 52-Contractual Services | (61,727) | (3,352) | (1,237) | (2,115) | 171.00% | (34,279) | (28,045) | (6,234) | -22.23% | |
| 53-Supplies | (70,453) | (1,992) | (1,651) | (340) | 20.62% | (30,237) | (24,489) | (5,748) | -23.47% | |
| 54-Other Charges | (15,500) | (595) | (50) | (545) | 1090.00% | (5,380) | (4,203) | (1,177) | -28.00% | |
| 57-Capital | (687) | 0 | 0 | 0 | 0.00% | (344) | (177) | (166) | -93.92% | |
| 5-Expenses Total | (641,281) | (37,112) | (38,828) | 1,716 | -4.42% | (340,510) | (354,217) | 13,707 | 3.87% | |
| Grand Total | 180,960 | 23,063 | 24,657 | (1,594) | -6.46% | 165,891 | 177,033 | (11,142) | -6.29% | |

Central Athletic Center

| Row Labels | Sum of Full Year Budget | Sum of Current Month | Sum of LY Month | Month Variance | % Month Variance | Sum of Current YTD | Sum of LY YTD | YTD Variance | % YTD Variance |
|-------------------------|----------------------------|----------------------------|-----------------------|-------------------|---------------------|--------------------------|------------------|-----------------|-------------------|
| 4-Revenues | | | | | | | | | |
| 42-Charges for Services | 27,100 | 210 | 1,555 | (1,345) | -86.50% | 24,090 | 18,097 | 5,993 | 33.12% |
| 44-Rentals | 89,000 | 4,707 | 6,443 | (1,735) | -26.93% | 46,045 | 33,421 | 12,624 | 37.77% |
| 45-Product Sales | 10,200 | (13) | (7) | (6) | 85.71% | 5,844 | 4,443 | 1,401 | 31.53% |
| 4-Revenues Total | 126,300 | 4,904 | 7,991 | (3,086) | -38.62% | 75,979 | 55,961 | 20,018 | 35.77% |
| 5-Expenses | | | | | | | | | |
| 51-Salaries & Wages | (27,000) | (1,731) | (568) | (1,163) | 204.67% | (21,241) | (15,329) | (5,913) | -38.57% |
| 52-Contractual Services | (71,933) | (4,318) | (1,961) | (2,357) | 120.18% | (32,427) | (21,320) | (11,107) | -52.10% |
| 53-Supplies | (15,000) | (311) | (13) | (298) | 2293.85% | (6,369) | (8,943) | 2,574 | 28.78% |
| 54-Other Charges | 0 | | | | | | | | |
| 57-Capital | 0 | | | | | | | | |
| 5-Expenses Total | (113,933) | (6,359) | (2,542) | (3,817) | 150.17% | (60,037) | (45,591) | (14,446) | -31.69% |
| Grand Total | 12,367 | (1,455) | 5,449 | (6,904) | -126.69% | 15,942 | 10,370 | 5,572 | 53.74% |