



Wheaton Park District

Wheaton Park District Board of Commissioners Regular Meeting

Wednesday July 15, 2015 7:00 p.m.

City of Wheaton Council Chambers 303 W. Wesley Street Wheaton, Illinois

PUBLIC NOTICE

July 10, 2015

Public notice is hereby given that the Board of Park Commissioners of the Wheaton Park District, DuPage County, Illinois (the "Park Board") will hold a meeting at 7 pm on Wednesday, July 15, 2015. The meeting will take place at Wheaton City Hall, 303 W. Wesley, Wheaton, IL. Please contact Michael J. Benard, Board Secretary, for further information.

mbenard@wheatonparks.org

Michael J. Benard
Secretary

The Agenda for the July 15, 2015 Meeting is as Follows:

CALL TO ORDER

PRESENTATIONS

Recognition of Ryne Stolarz – Special Olympian from Wheaton selected to play on the United States Soccer Team in the World Games

COMMUNITY INPUT

Public comments are important to the Board. However, it is the Board's policy not to take action on items until time has been taken to gather information and discuss all options. Lack of action does not imply lack of interest in the issues. During the community input portion of the agenda the board typically will ask residents to provide input prior to accepting input from non-residents.

CONSENT AGENDA

Consent Agenda items are considered by the Park District to be routine and will be enacted in one motion. There will be no separate discussion on these items. If a member of the Park Board requests, a Consent Agenda item will be removed from the Consent Agenda and considered as an individual item at the end of old or new business.

- A. Approval of the Disbursements totaling \$1,777,809.48 for the period beginning June 10, 2015 and ending July 7, 2015.
- B. Approval of the June 17, 2015 Regular Meeting Minutes



Wheaton Park District

Wheaton Park District Board of Commissioners Regular Meeting

Wednesday July 15, 2015 7:00 p.m.

City of Wheaton Council Chambers 303 W. Wesley Street Wheaton, Illinois

UNFINISHED BUSINESS

1. Bid Results and Recommendation

Arrowhead Linen Supplies Recommend Award to Aramark for the three year period beginning August 2015

NEW BUSINESS

1. Bid Results and Recommendation

Janitorial Services Contracts

- a. Recommend 3 year contract award recommendation for Perfect Cleaning for janitorial services at the Community Center in the amount of \$178,200
- b. Recommend 3 year contract award recommendation for Crystal Maintenance for janitorial services at the Community Center in the amount of \$24,660

2. Recommended Fleet Purchases via Illinois State Cooperative Purchasing Program

Fleet Purchases

Ford F250 Crew Cab, Short Bed #1151	\$24,740.00
Ford F250 Crew Cab, Long Bed with snow plow #1119	\$30,235.00
Ford F250 Regular Cab, Long Bed with snow plow #1105	\$26,530.00
Toro Groundsmaster 4000D	\$74,836.47

3. Approval of an Agreement Between the Board of Trustees of the University of Illinois on behalf of the Office of Recreation & Park Resources and the Wheaton Park District for the purpose of developing and conducting a community survey of a random sample of 2,000 park district residents, collecting and analyzing data and providing a report on the final results at a cost not to exceed \$11,025.

REPORTS FROM STAFF

- Executive Director
2015 - 2019 WPD Strategic Plans and Parks Master Plan Draft I
- Monthly Department Reports
Finance, Special Facilities, Marketing, Development, Recreation, Athletics, Parks & Planning

BOARD DISCUSSION / SUBCOMMITTEE REPORTS

- Discussion Item
 - Status of Wheaton Park District's membership with Illinois Association of Park Districts. Current paid membership runs through March 2016. Approximate expense of \$7,000 annually.



Wheaton Park District

Wheaton Park District Board of Commissioners Regular Meeting

Wednesday July 15, 2015 7:00 p.m.

City of Wheaton Council Chambers 303 W. Wesley Street Wheaton, Illinois

CLOSED SESSION

- a. Appointment, Employment, Compensation, Discipline, Performance, or Dismissal of Specific Employees, 5ILCS 120/2 (c) (1)
- b. Purchase or Lease of Real Property, 5ILCS 120/2 (c) (5)
- c. Setting of Price for Sale or Lease of Property Owned by the Public Body, 5ILCS 120/2 (c) (6)
- d. Pending, probable or imminent litigation, 5ILCS 120/ 2 (c) (11)
- e. Approval, Review and Release of Closed Session Minutes, 5ILCS 120/2 (c) (21)

POSSIBLE ACTION ON ITEMS DISCUSSED IN CLOSED SESSION

1. Compensation – Executive Director

ADJOURNMENT



Wheaton Park District

Wheaton Park District Board of Commissioners Meeting

Wednesday June 17, 2015 7:00 p.m.

City of Wheaton Council Chambers

303 W. Wesley Street Wheaton, Illinois

CALL TO ORDER –President Hodgkinson called the meeting to order at 7:00 p.m. Commissioners Frey, Kelly, Mee, Morrill and Vires were present.

Commissioner Schobel was absent

Steve Adams, Legal Counsel from Tressler LLP was present

PRESENTATIONS

Joel Sheeshley spoke about his project with the Wheaton Park District and Wheaton College. Joel created 60 paintings of the Lincoln Marsh which have been on sale at 12 locations. The sale benefits the Friends of Lincoln Marsh. Joel thanked the Wheaton Park District, Wheaton College and many others throughout the community. President Hodgkinson thanked Joel for all of his hard work and the beautiful paintings of the Lincoln Marsh.

COMMUNITY INPUT

None

CONSENT AGENDA

- A. Approval of the Disbursements totaling \$1,158,575.61 for the period beginning May 13, 2015 and ending June 9, 2015.
- B. Approval of the May 20, 2015 Regular Meeting Minutes
- C. Approval of Minutes for the May 6th Finance and May 12th 2015 Buildings and Grounds Subcommittees
- D. Approval of Minutes for the June 10th Finance and Buildings and Grounds Subcommittees
- E. Approval of Policy Amendment - Arrowhead Golf Club
- F. Staff Recommendation
Provide Executive Director Authority to Execute a Property Damage Release with Waste Management
- G. Staff Recommendation
Provide Executive Director Authority to Execute an Extension of Services and Terms and Conditions for the Agreement for Management of Information Technology Services with JDA for a Period of Time from June 1, 2015 up to and Inclusive of December 2015 at a monthly rate \$9,905.67

Commissioner Mee moved to approve the Consent Agenda minus items F and G. Commissioner Frey seconded. Motion passed by roll call vote.

Ayes: Frey, Kelly, Mee, Morrill, Vires, Hodgkinson

Nays: None

Absent: Schobel

Commissioner Kelly moved to table item F. Seconded by Commissioner Mee.

Motion passed unanimously by voice vote.

Commissioner Mee move to approve Item G. Seconded by Frey.

Motion passed unanimously by voice vote.

UNFINISHED BUSINESS

1. Annual Review and Possible Amendments to the Financial Policies of the Wheaton Park District

Commissioner Vires moved to approve the Financial Policies of the Wheaton Park District absent paragraph C subsection 4. Seconded by Commissioner Morrill.

President Hodgkinson stated that the Finance Subcommittee is advising a stand-alone policy on the disposal of equipment rather than including it with the purchasing policy.

Motion passed unanimously by voice vote

2. Acceptance of the 2016 Budget Development and Approval Schedule

Commissioner Mee moved to approve the 2016 Budget Development and Approval Schedule. Seconded by Commissioner Vires.

Motion passed unanimously by voice vote.

3. Acceptance of the Comprehensive Annual Financial Report for the Fiscal Period ended December 31, 2014

Commissioner Morrill moved to approve the Comprehensive Annual Financial Report for the Fiscal Period ended December 31, 2014. Seconded by Commissioner Vires.

Commissioner Mee stated that the audits show that each year the district continues to improve.

Motion passed unanimously by voice vote.

Executive Director commended Assistant Finance Director Andrea Chiappetta and Selden Fox on a job well done on the audit.

NEW BUSINESS

1. Bid Results and Recommendation

Arrowhead Linen Supplies

Commissioner Kelly moved to reject all bids. Seconded by Commissioner Mee

Commissioner Kelly stated that there was an irregularity in all bids received.

Motion passed unanimously by voice vote.

2. Bid Results and Recommendation

- a. Trash Removal Services Recommend Award to Waste Management for Trash Removal Services in the amount of \$41,159.56 per year for the three year period beginning July 2015

Commissioner Mee moved to approve Waste Management for Trash Removal Services in the amount of \$41,159.56 per year for the three year period beginning July 2015
Seconded by Commissioner Morrill. Motion passed by voice vote.

- b. Recycling Removal Services Recommend Award to Republic Services in the amount of \$4,319.00 per year for the three year period beginning July 2015

Commissioner Mee moved to approve Recycling Removal Services from Republic Services in the amount of \$4,319.00 per year for the three year period beginning July 2015. Seconded by Commissioner Morrill.

Commissioner Frey asked if we combine both would we get a better deal. Director of Parks and Planning Sperl stated that the idea was a good one but the possibility wasn't provided for in the specifications this time, but will be next time.

Motion passed unanimously by voice vote.

3. Quotation Results and Recommendation for Contracts and Purchases under the Legal Bid Limit of \$20,000 and Over \$10,000

Tree Removal (8 cottonwoods) Toohey Park Recommend Award to Abbott Tree Care Professionals in the amount of \$10,000.

Commissioner Morrill moved to approve a contract with Abbott Tree Care Professionals for the Toohey Park Tree Removals in the amount of \$10,000. Seconded by Commissioner Frey.

Motion passed unanimously by voice vote.

4. Bid Results and Recommendation

Central Park Sports Field Lighting Project Recommend Award to Jasco Electric in the amount of \$408,114.00

Commissioner Kelly moved to approve Jasco Electric in the amount of \$408,114.00.

Seconded by Commissioner Morrill

Commissioner Morrill stated that this project is currently \$80,000 under budget and is pleased about that.

Motion passed by roll call vote.

Ayes: Frey, Kelly, Mee, Morrill, Vires, Hodgkinson

Nays: None

Absent: Schobel

5. Ordinance 2015-02

An Ordinance Adopting Prevailing Wage Rates to be Paid to Laborers, Mechanics and other Workers Performing Construction of Public Works for the Wheaton Park District

Commissioner Kelly moved to approve Ordinance 2015-02 An Ordinance Adopting Prevailing Wage Rates to be Paid to Laborers, Mechanics and other Workers Performing Construction of Public Works for the Wheaton Park District. Seconded by Commissioner Vires.

No discussion

Motion passed by roll call vote

Ayes: Frey, Kelly, Mee, Morrill, Vires, Hodgkinson

Nays: None

Absent: Schobel

6. Park Naming Proposal from the Rotary Club of Wheaton

The entire board all agreed to refer this proposal to the recently formed Naming task force. Commissioner Frey asked if this was just for the park. Director of Marketing Wilhelmi stated that it was.

7. Staff Recommendation

Proposal / Request for Feedback from the City of Wheaton

Concerning Extension of Tax Increment Finance District Number 1 to partially fund approximately \$53,000,000 in Downtown Wheaton Improvements

Commissioner Vires, Finance Subcommittee Chairman, stated that this has been reviewed by the Finance Subcommittee and staff. Commissioner Frey asked where the school district was on this. Executive Director Benard stated that they are in agreement with the park district not to extend TIF 1. Steve Adams, Legal Counsel from Tressler agrees with the park district's decision not to agree to an extension.

The board agreed that they were comfortable with Executive Director Benard sending the letter to the city manager stating the districts position on the TIF1 extension.

Commissioner Vires moved to direct staff to reject the City of Wheaton's request for an extension on TIF 1. Seconded by Commissioner Morrill.

Motion passed unanimously by voice vote.

8. Quotation Results and Recommendation for Contracts and Purchases under the Legal Bid Limit of \$20,000 and Over \$10,000
Deep Well Irrigation Arrowhead Golf Club Staff recommends an Award to Layne to replace the galvanized pipe, motor and bowl not to Exceed \$18,000. The quote of \$15,620.75 is based on estimated depth.

Commissioner Kelly moved to approve an Award to Layne to replace the galvanized pipe, motor and bowl not to Exceed \$18,000. The quote of \$15,620.75 is based on estimated depth. Seconded by Commissioner Mee.

Motion passed unanimously by voice vote

REPORTS FROM STAFF

Executive Director Benard commended Director of Special Facilities Bendy, Director of Golf Stoller and the rest of the Arrowhead golf staff for keeping on top of potential business interruption issues like the deep well repair.

Commissioner Morrill was impressed with the figures in the athletic report. Commissioner Morrill asked if there was a plan on how the athletic fee funds are going to be spent. He asked for a report on this in the near future. He liked all the recommendations for the Central Athletic Center. Commissioner Morrill commended staff on the Taste of Wheaton. He asked Executive Director Benard when the board will see the master plan. Benard stated it would be brought to the board for input in July and approval in August. He also commended Rob Sperl on his promotion to Director of Parks and Planning.

Commissioner Mee thought the Athletic Report was well done. He was happy to see that revenue was up. He thought the notes from the parents were educational. President Hodgkinson and Commissioner Frey also thought it was a good report. Commissioner Mee commented that the Taste of Wheaton showed a great effort between staff and volunteers. He commended the zoo staff on Turtle Day. He thought the event was very well attended.

Commissioner Vires thanked Rita and Andrea for the 5 year snapshot of the annual financial report. He also thanked them for all of their help getting him acclimated with the districts reports after his election to the board.

CLOSED SESSION

At 7:50 p.m. Commissioner Kelly moved to enter closed session for the purpose of discussing the Pending, probable or imminent litigation, 5ILCS 120/ 2 (c) (11). Commissioner Vires seconded.

Motion carried by roll call vote

Ayes: Frey, Kelly, Mee, Morrill, Vires, Hodgkinson

Nays: None

Absent: Schobel

RECONVENE TO OPEN SESSION

At 8:35 p.m. the board reconvened to open session.

Commissioner Vires moved to approve participation in the Tressler LLP attorney fee sharing program related to the IMET matter. Seconded by Commissioner Mee.

Motion carried by roll call vote

Ayes: Frey, Mee, Morrill, Vires, Hodgkinson

Nays: Kelly

Absent: Schobel

ADJOURNMENT

At 8:38 p.m., Commissioner Mee moved to adjourn the meeting. Commissioner Kelly seconded. Motion passed by voice vote.

Accounts Payable

Checks Approval Document

User: rtucker
Printed: 7/7/2015 - 1:23 PM



Wheaton Park District

Board of Commissioners Report From the Period Beginning June 10, 2015 and Ending July 07, 2015.

Fund	Description	Amount
10	General	149,754.13
20	Recreation	364,394.28
22	Cosley Zoo	24,826.83
23	Liability	49,203.54
24	Audit	1,400.00
26	IMRF	85,500.19
40	Capital Projects	51,031.59
60	Golf Fund	313,307.52
70	Information Systems ISF	12,262.19
75	Health Insurance	126,129.21

Report Total: 1,177,809.48

To the Board of Commissioners

The payment of the above listed accounts has been accepted by the Park District Board of Commissioners at their meeting held on July 15, 2015.

(Treasurer)

(Secretary)

Accounts Payable

Checks Approval List

User: rtucker
Printed: 7/7/2015 - 1:26 PM



Wheaton Park District

Board of Commissioners Report From the Period Beginning June 10, 2015 and Ending July 07, 2015.

Fund	Description	Vendor No	Vendor Name	Line Item Description	Check No	Invoice Number	Batch Number	GL Account Number	Amount
10	General								
00016	Tyco Integrated Security LLC								
	DC Hist Museum 070115-093015	0			133231201_0715	063.06.2015		10-101-854-52-5211-000C	254.50
Vendor Total:									254.50
00038	A. M. Leonard Inc.								
	Tools	145920			CI15094396	064.06.2015		10-101-000-53-5345-000C	367.74
Vendor Total:									367.74
00042	Anderson Elevator Co.								
	Annual Testing PSC	0			167305	062.06.2015		10-101-000-52-5210-000C	400.00
	Monthly Maintenance for Park Services Center J 0				167760	064.06.2015		10-101-000-52-5211-000C	135.00
	Monthly Maintenance for Museum June 2015	0			168007	064.06.2015		10-101-854-52-5211-000C	196.56
Vendor Total:									731.56
00057	Armbrust Plumbing & Air Conditioning Inc.								
	Toohey Park Service	145931			0000082034	064.06.2015		10-101-000-52-5210-000C	586.99
	Warming House Restroom Drain Repair	145931			0000082160	064.06.2015		10-101-000-52-5210-000C	414.00
Vendor Total:									1,000.99
00064	AT&T								
	District Wide 050215-060115	145630			26064006665_0615	062.06.2015		10-000-000-52-5262-000C	340.51
	District Wide 050215-060115	145630			26064006665_0615	062.06.2015		10-101-000-52-5262-000C	206.43
	District Wide 050215-060115	145630			26064006665_0615	062.06.2015		10-419-000-52-5262-000C	271.29
	District Wide 050215-060115	145630			26064006665_0615	062.06.2015		10-430-000-52-5262-000C	99.16
	District Wide 050215-060115	145630			26064006665_0615	062.06.2015		10-418-000-52-5262-000C	119.12
	District Wide 051715-061615	146049			630Z040133_0615	071.07.2015		10-000-000-52-5262-000C	62.59
	District Wide 051715-061615	146049			630Z040133_0615	071.07.2015		10-101-000-52-5262-000C	37.94
	District Wide 051715-061615	146049			630Z040133_0615	071.07.2015		10-419-000-52-5262-000C	49.86
	District Wide 051715-061615	146049			630Z040133_0615	071.07.2015		10-430-000-52-5262-000C	18.23
	District Wide 051715-061615	146049			630Z040133_0615	071.07.2015		10-418-000-52-5262-000C	21.89
	DC Hist Museum 051715-061615	146049			630Z991242_0615	071.07.2015		10-000-000-52-5262-000C	95.45
	DC Hist Museum 051715-061615	146049			630Z991242_0615	071.07.2015		10-430-000-52-5262-000C	40.90
	Parks&Planning 051715-061615	146049			708Z860869_0615	071.07.2015		10-101-000-52-5262-000C	268.23
Vendor Total:									1,631.60
00068	AT&T Mobility								
	251-1888 L. Zavala 051815-061715	146053			877051597_0615	071.07.2015		10-101-000-52-5265-000C	23.85
	251-2235 WPD User 051815-061715	146053			877051597_0615	071.07.2015		10-101-000-52-5265-000C	23.85
	251-6181 WPD User 051815-061715	146053			877051597_0615	071.07.2015		10-101-000-52-5265-000C	23.83
	346-4852 K. Nemetz 051815-061715	146053			877051597_0615	071.07.2015		10-000-415-52-5265-000C	95.92
	386-1439 Parks Dep 051815-061715	146053			877051597_0615	071.07.2015		10-101-000-52-5265-000C	23.83
	386-1482 Parks Dept 051815-061715	146053			877051597_0615	071.07.2015		10-101-000-52-5265-000C	23.83
	386-1491 Parks Dept 051815-061715	146053			877051597_0615	071.07.2015		10-101-000-52-5265-000C	23.83
	386-1503 Parks Dept 051815-061715	146053			877051597_0615	071.07.2015		10-101-000-52-5265-000C	25.94
	386-1519 Parks Dept 051815-061715	146053			877051597_0615	071.07.2015		10-101-000-52-5265-000C	23.83
	386-1562 Parks Dept 051815-061715	146053			877051597_0615	071.07.2015		10-101-000-52-5265-000C	23.83
	386-1616 Parks Dept 051815-061715	146053			877051597_0615	071.07.2015		10-101-000-52-5265-000C	23.83

Fund	Description	Vendor No	Vendor Name	Line Item Description	Check No	Invoice Number	Batch Number	GL Account Number	Amount
414-0027	M. Wilhelmi 051815-061715				146053	877051597_0615	071.07.2015	10-000-415-52-5265-0000	85.91
414-2063	Parks Dept 051815-061715				146053	877051597_0615	071.07.2015	10-101-000-52-5265-0000	23.83
464-0161	R. Sperl 051815-061715				146053	877051597_0615	071.07.2015	10-101-000-52-5265-0000	95.92
621-6748	Parks Dept 051815-061715				146053	877051597_0615	071.07.2015	10-101-000-52-5265-0000	23.83
414-2271	Parks Dept 051815-061715				146053	877051597_0615	071.07.2015	10-101-000-52-5265-0000	23.87
639-8107	Parks Dept 051815-061715				146053	877051597_0615	071.07.2015	10-101-000-52-5265-0000	78.92
639-8115	Parks Dept 051815-061715				146053	877051597_0615	071.07.2015	10-101-000-52-5265-0000	23.83
639-8117	Parks Dept 051815-061715				146053	877051597_0615	071.07.2015	10-101-000-52-5265-0000	23.83
639-8128	Parks Dept 051815-061715				146053	877051597_0615	071.07.2015	10-101-000-52-5265-0000	23.83
639-8243	Parks Dept 051815-061715				146053	877051597_0615	071.07.2015	10-101-000-52-5265-0000	23.83
639-8267	Parks Dept 051815-061715				146053	877051597_0615	071.07.2015	10-101-000-52-5265-0000	23.83
639-8281	Parks Dept 051815-061715				146053	877051597_0615	071.07.2015	10-101-000-52-5265-0000	23.83
639-8492	Parks Dept 051815-061715				146053	877051597_0615	071.07.2015	10-101-000-52-5265-0000	23.83
639-8524	Parks Dept 051815-061715				146053	877051597_0615	071.07.2015	10-101-000-52-5265-0000	23.83
639-8599	Parks Dept 051815-061715				146053	877051597_0615	071.07.2015	10-101-000-52-5265-0000	78.92
621-6975	Parks Dept 051815-061715				146053	877051597_0615	071.07.2015	10-101-000-52-5265-0000	23.95
621-8458	Margie W. Data 051815-061715				146053	877051597_0615	071.07.2015	10-000-415-52-5265-0000	45.61
639-8677	Parks Dept 051815-061715				146053	877051597_0615	071.07.2015	10-101-000-52-5265-0000	23.83
639-8724	Parks Dept 051815-061715				146053	877051597_0615	071.07.2015	10-101-000-52-5265-0000	23.83
639-8783	K. Flynn 051815-061715				146053	877051597_0615	071.07.2015	10-101-000-52-5265-0000	78.92
885-7429	B. Haake 051815-061715				146053	877051597_0615	071.07.2015	10-101-000-52-5265-0000	23.83
885-7447	J. Dahlstrom 051815-061715				146053	877051597_0615	071.07.2015	10-101-000-52-5265-0000	78.92
917-4830	M. Kasavich 051815-061715				146053	877051597_0615	071.07.2015	10-101-000-52-5265-0000	23.83
917-4832	P. Stanczak 051815-061715				146053	877051597_0615	071.07.2015	10-101-000-52-5265-0000	78.92
917-4835	D. Seymour 051815-061715				146053	877051597_0615	071.07.2015	10-101-000-52-5265-0000	78.92
945-7726	M. Benard 051815-061715				146053	877051597_0615	071.07.2015	10-000-000-52-5265-0000	177.14
210-2875	S. O'Donnell 051815-061715				146053	877051597_0615	071.07.2015	10-000-000-52-5265-0000	108.63
300-4503	D. Siciliano 051815-061715				146053	877051597_0615	071.07.2015	10-000-000-52-5265-0000	95.92
213-8385	Parks Department 051815-061715				146053	877051597_0615	071.07.2015	10-101-000-52-5265-0000	10.61
234-8948	Data Parks Dept 051815-061715				146053	877051597_0615	071.07.2015	10-101-000-52-5265-0000	10.61
346-4268	Data Parks Dept 051815-061715				146053	877051597_0615	071.07.2015	10-101-000-52-5265-0000	10.61
346-5438	Data Parks Dept 051815-061715				146053	877051597_0615	071.07.2015	10-101-000-52-5265-0000	10.61
957-7741	R. Trainor 051815-061715				146053	877051597_0615	071.07.2015	10-419-000-52-5265-0000	91.63
386-7148	Data 051815-061715				146053	877051597_0615	071.07.2015	10-101-000-52-5265-0000	70.61
386-7195	Data 051815-061715				146053	877051597_0615	071.07.2015	10-101-000-52-5265-0000	10.61
346-9175	Markeing Tablet 7 051815-061715				146053	877051597_0615	071.07.2015	10-000-415-52-5265-0000	10.61
Vendor Total:									2,026.36
00069	AT&T Long Distance								
DC Hist Museum 051715-061615		146052	6306655880_0615	071.07.2015				10-000-000-52-5262-0000	0.87
DC Hist Museum 051715-061615		146052	6306655880_0615	071.07.2015				10-430-000-52-5262-0000	0.37
District Wide 050915-060815		146052	854400680_0615	071.07.2015				10-418-000-52-5262-0000	2.43
District Wide 050915-060815		146052	854400680_0615	071.07.2015				10-000-000-52-5262-0000	6.95
District Wide 050915-060815		146052	854400680_0615	071.07.2015				10-101-000-52-5262-0000	4.21
District Wide 050915-060815		146052	854400680_0615	071.07.2015				10-419-000-52-5262-0000	5.54
District Wide 050915-060815		146052	854400680_0615	071.07.2015				10-430-000-52-5262-0000	2.03
District Wide 052515-062415		145631	859834805_0615	062.06.2015				10-000-000-52-5262-0000	17.93
Vendor Total:									40.33
00070	AT&T Internet								
District Wide E-Mail Archive 060515-070415		145801	0004113_0715	063.06.2015				10-000-000-52-5240-0000	216.94
Admin IP Services 061915-071815		146051	8310000633_0715	071.07.2015				10-000-000-52-5211-0000	240.32
Vendor Total:									457.26
00092	The Barn Owl								
LP Gas for Forklift		145901	31715	063.06.2015				10-101-000-53-5348-0000	28.10

Fund Description
Vendor No Vendor Name

Line Item Description	Check No	Invoice Number	Batch Number	GL Account Number	Amount
Vendor Total:					28.10
00139 Borter Heating and Air Conditioning Co. Inc.					
AC Repair - Conference Room	145640	S195234	062.06.2015	10-101-856-52-5211-000C	902.00
Vendor Total:					902.00
00152 Buikemas Ace Hardware					
Parts for 1687	145940	280461A	064.06.2015	10-101-000-53-5315-000C	46.05
Hardware for Picnic Table Repairs	145940	280475A	064.06.2015	10-101-000-53-5334-000C	15.53
Supplies	145940	280488A	064.06.2015	10-101-000-53-5314-000C	40.47
Paint Supplies	145940	280491A	064.06.2015	10-101-000-53-5347-000C	12.38
Paint Supplies	145940	280552A	064.06.2015	10-101-000-53-5347-000C	47.66
Parts for 1206	145940	280577A	064.06.2015	10-101-000-53-5315-000C	17.09
Ant Traps	145940	280645A	064.06.2015	10-101-856-53-5316-000C	9.28
Machinery Supplies	145940	280658A	064.06.2015	10-101-000-53-5315-000C	34.18
Plumbing Supplies	145940	280661A	064.06.2015	10-101-000-53-5311-000C	16.66
Piping for Zoo	145940	280665A	064.06.2015	10-101-000-53-5314-000C	5.26
Shop Paint	145940	280703A	064.06.2015	10-101-000-53-5315-000C	23.36
Building Supplies	145940	280741A	064.06.2015	10-101-000-53-5313-000C	20.22
Paint Supplies	145940	348915B	064.06.2015	10-101-000-53-5347-000C	49.32
Yellow Roping for Repairs	145940	348947B	064.06.2015	10-101-000-53-5334-000C	17.98
Parts for Stock	145940	348971B	064.06.2015	10-101-000-53-5315-000C	1.79
Tools	145940	349019B	064.06.2015	10-101-000-53-5345-000C	29.69
Tools	145940	349114B	064.06.2015	10-101-000-53-5345-000C	25.18
Carpentry Supplies	145940	349144B	064.06.2015	10-101-000-53-5314-000C	51.21
Blue Tarps	145940	349191B	064.06.2015	10-101-000-53-5334-000C	132.26
Carpentry Supplies	145940	349214B	064.06.2015	10-101-000-53-5314-000C	15.27
Vendor Total:					610.84
00155 Burris Equipment					
Parts for 1208	146057	PS94439	071.07.2015	10-101-000-53-5315-000C	73.63
Vendor Total:					73.63
00164 Carol Stream Lawn and Power					
Parts for WW01	145817	359998	063.06.2015	10-101-000-53-5315-000C	32.27
Parts for Stock	145945	359999	064.06.2015	10-101-000-53-5315-000C	6.12
Vendor Total:					38.39
00172 CBMTGreenhouse Inc.					
Museum Annuals	145648	28910	062.06.2015	10-101-854-53-5331-000C	405.00
Parks Annuals	145648	28910	062.06.2015	10-101-000-53-5331-000C	2,195.40
Vendor Total:					2,600.40
00192 City of Wheaton					
Elevator Inspection DCHM	145821	500556	063.06.2015	10-101-854-52-5210-000C	50.00
Elevator Inspection PSC	145821	500558	063.06.2015	10-101-000-52-5210-000C	50.00
Vendor Total:					100.00
00193 City of Wheaton					
Prairie Path Pk 050815-060815	145950	0004420000_0615	064.06.2015	10-000-000-52-5264-000C	20.69
Hurley Park 050815-060815	145950	0021856000_0615	064.06.2015	10-000-000-52-5264-000C	20.69
Parks&Planning 050615-060415	145950	0029220000_0615	064.06.2015	10-101-000-52-5264-000C	186.36
W W Stevens Pk 050615-060415	145822	0055220100_0615	063.06.2015	10-000-000-52-5264-000C	19.29
855 Prairie 050615-060415	145950	0310060201_0615	064.06.2015	10-000-856-52-5264-000C	105.28
Kell Pk/Edison 050715-060515	145950	0370840000_0615	064.06.2015	10-000-000-52-5264-000C	61.45
DC Hist Museum 050715-060415	145950	0396760000_0615	064.06.2015	10-430-000-52-5264-000C	16.67
DC Hist Museum 050715-060415	145950	0396760000_0615	064.06.2015	10-000-000-52-5264-000C	38.91

Fund	Description	Vendor No	Vendor Name	Line Item Description	Check No	Invoice Number	Batch Number	GL Account Number	Amount
				Northside Park 050615-060415	145950	0402460000_0615	064.06.2015	10-000-000-52-5264-0000	132.45
				Seven Gables Park 050815-060815	145950	0500620100_0615	064.06.2015	10-000-000-52-5264-0000	154.98
				Scottdale Park 050815-060515	145950	0551600000_0615	064.06.2015	10-000-000-52-5264-0000	19.29
				Briar Patch Park 050715-060515	145950	0642091600_0615	064.06.2015	10-000-000-52-5264-0000	19.29
				Briar Patch Park 050715-060515	145950	0642091700_0615	064.06.2015	10-000-000-52-5264-0000	69.78
				Triangle Park 050715-060515	145950	0666060100_0615	064.06.2015	10-000-000-52-5264-0000	20.69
				Hillside Park 050815-060815	145950	0670480200_0615	064.06.2015	10-000-000-52-5264-0000	24.99
				Sunnyside Park 050715-060515	145950	0674020000_0615	064.06.2015	10-000-000-52-5264-0000	19.29
				Hoffman Park 050715-060515	145950	0693200000_0615	064.06.2015	10-000-000-52-5264-0000	19.29
				Briarknoll Park 050715-060815	145950	0922450100_0615	064.06.2015	10-000-000-52-5264-0000	19.29
								Vendor Total:	968.68
00309	Ortiz, Gabriel			DJ & Anthem Singers July 3 Fireworks Celebrat	146008	070315	064.06.2015	10-000-416-52-5241-1902	1,000.00
								Vendor Total:	1,000.00
00311	Game Time			Internal Climber Cap Kelly Park	145968	PJI-0012056	064.06.2015	10-101-000-53-5310-0000	816.20
								Vendor Total:	816.20
00323	Government Navigation Group			Consulting Services June 2015	0	INV-0541	071.07.2015	10-000-000-52-5205-0000	1,333.34
								Vendor Total:	1,333.34
00386	Hagg Press Inc			WPD Rack Card	0	60083	062.06.2015	10-000-415-53-5302-0000	221.34
				Welcome Postcard and Postage	0	60084	062.06.2015	10-430-415-54-5442-0000	844.28
				WPD Thank You Cards	0	60132	063.06.2015	10-000-415-53-5302-0000	215.00
				Business Cards Finance	0	60157	063.06.2015	10-000-000-53-5302-0000	37.85
				Business Cards PSC	0	60157	063.06.2015	10-101-000-53-5331-0000	37.85
				Business Cards Marketing	0	60157	063.06.2015	10-000-415-53-5302-0000	37.90
								Vendor Total:	1,394.22
00387	Haggerty Ford			Credit from Inv# 152042	146079	152169	071.07.2015	10-101-000-53-5315-0000	-23.38
				Cover for 1113	146079	152855	071.07.2015	10-101-000-53-5315-0000	29.50
								Vendor Total:	6.12
00406	Commonwealth Edison			Main St Tennis 051315-061115	145825	0081092079_0615	063.06.2015	10-000-000-52-5260-0000	21.85
				Seven Gables Pk 051315-061215	145954	8679428014_0615	064.06.2015	10-000-000-52-5260-0000	15.94
								Vendor Total:	37.79
00409	Communications Direct Inc			Radios July 3rd/4th 2015	145955	070415	064.06.2015	10-000-416-52-5241-1902	125.00
								Vendor Total:	125.00
00417	Constellation NewEnergy Inc.			Parks&Planning 051915-061715	146069	1785163109_0615	071.07.2015	10-101-000-52-5260-0000	1,498.03
				Overpass Bridge 051515-061515	146069	2115116037_0615	071.07.2015	10-000-000-52-5260-0000	91.84
				Northside Park 051915-061715	146069	2423026020_0615	071.07.2015	10-000-000-52-5260-0000	110.97
				Northside Park 042815-052715	145661	7203024021_0515	062.06.2015	10-000-000-52-5260-0000	473.79
				Briar Patch Prk 051215-061015	145956	7671244006_0615	064.06.2015	10-000-000-52-5260-0000	114.54
				Hurley Park 051315-061115	145956	7928415004_0615	064.06.2015	10-000-000-52-5260-0000	105.69
				Northside Park 051915-061715	146069	8351597001_0615	071.07.2015	10-000-000-52-5260-0000	217.45
				855 Prairie 052015-061715	146069	8603078055_0615	071.07.2015	10-000-856-52-5260-0000	1,656.18
				Seven Gables Pk 051315-061115	145956	8679427008_0615	064.06.2015	10-000-000-52-5260-0000	83.98

Fund	Description					
Vendor No	Vendor Name					
Line Item Description	Check No	Invoice Number	Batch Number	GL Account Number	Amount	
Seven Gables Pk 071714-061115	146069	8679428014_0615	071.07.2015	10-000-000-52-5260-000C	201.47	
DC Hist Museum 051315-061015	145956	8843216006_0615	064.06.2015	10-430-000-52-5260-000C	466.38	
DC Hist Museum 051315-061015	145956	8843216006_0615	064.06.2015	10-000-000-52-5260-000C	1,088.22	
Memorial Park 051315-061015	145956	8843562003_0615	064.06.2015	10-000-000-52-5260-000C	303.09	
Vendor Total:					6,411.63	
00465 I.M.R.F.						
May 2015 IMRF	0	053115	141.06.2015	10-000-000-21-2123-000C	1,959.96	
May 2015 IMRF	0	053115	141.06.2015	10-000-000-21-2124-000C	39,665.06	
Vendor Total:					41,625.02	
00604 MCCANN INDUSTRIES INC.						
White Sand Bags for TOW	145990	01357649	064.06.2015	10-101-000-53-5345-000C	91.38	
Vendor Total:					91.38	
00617 MENARDS GLENDALE HEIGHTS						
Cosley Zoo Brick Down Spouts	145870	90429	063.06.2015	10-101-000-53-5311-000C	206.13	
Vendor Total:					206.13	
00624 Midwest Groundcovers LLC						
Native Plants for Parks	145874	1464368	063.06.2015	10-101-000-53-5331-000C	582.40	
Vendor Total:					582.40	
00671 NCPERS - IL IMRF - 0817						
NCPERS Voluntary Life Insurance June 2015	145722	08170615	062.06.2015	10-000-000-21-2130-000C	182.00	
Vendor Total:					182.00	
00680 Northern Illinois Gas Company						
855 Prairie 051315-061515	146003	0402035172_0615	064.06.2015	10-000-856-52-5261-000C	34.74	
Parks&Planning 042215-062315	146103	0460407175_0615	071.07.2015	10-101-000-52-5261-000C	62.14	
855 Prairie 041415-061515	146003	0693040819_0615	064.06.2015	10-000-856-52-5261-000C	3.50	
855 Prairie 051315-061515	146003	0835554754_0615	064.06.2015	10-000-856-52-5261-000C	32.00	
855 Prairie 051315-061515	146003	1366082885_0615	064.06.2015	10-000-856-52-5261-000C	33.10	
855 Prairie 041415-061515	146003	5076137885_0615	064.06.2015	10-000-856-52-5261-000C	19.84	
DC Hist Museum 052115-062315	146103	5389121000_0615	071.07.2015	10-430-000-52-5261-000C	72.29	
DC Hist Museum 052115-062315	146103	5389121000_0615	071.07.2015	10-000-000-52-5261-000C	168.66	
Vendor Total:					426.27	
00717 Paddock Publications Inc., The Daily Herald						
Prevailing Wage Ordinance	146107	T4410458	071.07.2015	10-000-000-54-5428-000C	40.25	
Vendor Total:					40.25	
00725 Park District Risk Mgmt Agency						
Voluntary Life	146010	May 2015	064.06.2015	10-000-000-21-2130-000C	1,100.10	
Vendor Total:					1,100.10	
00734 PAYCHEX MAJOR MARKET SERVICES						
ESR June 2015	0	13143471	141.06.2015	10-000-000-52-5211-000C	29.03	
6/12/15 Payroll Processing	0	963154	141.06.2015	10-000-000-52-5211-000C	150.53	
6/26/15 Payroll Processing	0	965221	141.06.2015	10-000-000-52-5211-000C	157.39	
Vendor Total:					336.95	
00737 PEERLESS FENCE						
Overpass Maintenance	145879	59086	063.06.2015	10-101-000-53-5308-000C	630.50	
Taste Tents	146011	59311B	064.06.2015	10-101-000-53-5314-000C	1,102.50	

Fund	Description	Vendor No	Vendor Name	Line Item Description	Check No	Invoice Number	Batch Number	GL Account Number	Amount
Vendor Total:									1,733.00
00766	Pre-Paid Legal Service Inc								
May 2015 Invoice		145730	052015	062.06.2015	10-000-000-21-2127-0000				536.00
Vendor Total:									536.00
00776	RackM Up Distributors Inc.								
Lift Inspections		146019	42259	064.06.2015	10-101-000-52-5210-0000				315.00
Vendor Total:									315.00
00783	Randall Pressure Systems Inc								
Parts for 1764M		146114	1-95836-0	071.07.2015	10-101-000-53-5315-0000				25.32
Vendor Total:									25.32
00791	Regional Truck Equipment								
Parts for Stock		146115	196221	071.07.2015	10-101-000-53-5315-0000				218.21
Vendor Total:									218.21
00792	Reinders Inc								
Parts for 1307		0	1582569-00	062.06.2015	10-101-000-53-5315-0000				75.50
Aerators		0	4035055-00	062.06.2015	10-101-000-53-5312-0000				701.39
Aerators		0	4035059-00	062.06.2015	10-101-000-53-5312-0000				587.49
Toohey Mixer		0	4035061-00	062.06.2015	10-101-000-53-5312-0000				2,192.65
Vendor Total:									3,557.03
00794	RENTALMAX L.L.C.								
Bobcat House Repair		145734	95414-8	062.06.2015	10-101-000-52-5220-0000				42.00
Vendor Total:									42.00
00825	Russo Hardware Inc								
Stock Supplies		145744	2456599	062.06.2015	10-101-000-53-5315-0000				107.94
Gas Cans		145744	2456599	062.06.2015	10-101-000-53-5315-0000				389.94
Vendor Total:									497.88
00851	Shanes Office Products								
Office Supplies- Museum Administration		145751	0349899-001	062.06.2015	10-000-000-53-5302-0000				27.98
Office Supplies- HR		145751	0350001-001	062.06.2015	10-000-856-53-5302-0000				80.67
Vendor Total:									108.65
00862	Siciliano, Donna								
Mileage Reimbursement May 2015		0	053115	063.06.2015	10-000-000-54-5422-0000				4.41
Vendor Total:									4.41
00864	Production Plus Graphics Inc								
Sign Materials		146112	CG-181406	071.07.2015	10-101-000-53-5314-0000				209.59
Sign Materials		146112	CG-181860	071.07.2015	10-101-000-53-5314-0000				721.15
Sign Materials		146112	CG-182958	071.07.2015	10-101-000-53-5314-0000				364.85
Sign Shop Supplies		145731	CG-183545	062.06.2015	10-101-000-53-5314-0000				995.43
Sign Shop Supplies		146017	CG-184136	064.06.2015	10-101-000-53-5314-0000				709.51
Sign Shop Supplies		146017	CG-184153	064.06.2015	10-101-000-53-5314-0000				1,060.00
Sign Shop Supplies		145883	CG-184212	063.06.2015	10-101-000-53-5314-0000				249.82
Sign Shop Supplies		146017	CG-184531	064.06.2015	10-101-000-53-5314-0000				592.63
Vendor Total:									4,902.98
00967	Trainor, Rita								
Mileage Reimbursement April-May 2015		145765	053115	062.06.2015	10-419-000-54-5422-0000				30.65

Fund	Description	Vendor No	Vendor Name	Line Item Description	Check No	Invoice Number	Batch Number	GL Account Number	Amount
Vendor Total:									30.65
00987	USCM CLEARING ACCOUNT								
6/12/15 Deferred Compensation		0	061215	141.06.2015	10-000-000-21-2126-0000				5,135.69
6/12/15 Deferred Compensation		0	061215	141.06.2015	10-000-000-21-2135-0000				242.78
6/26/15 Deferred Compensation		0	062615	141.06.2015	10-000-000-21-2126-0000				5,136.34
6/26/15 Deferred Compensation		0	062615	141.06.2015	10-000-000-21-2135-0000				243.78
Vendor Total:									10,758.59
00992	USI INC.								
Laminate Pouches		146034	376050601016	064.06.2015	10-430-000-53-5302-0000				19.15
Vendor Total:									19.15
01003	Vermeer Illinois Inc.								
Blade Sharpening		145906	P88659	063.06.2015	10-101-000-53-5315-0000				60.00
Vendor Total:									60.00
01017	Walmart Community								
Six 10 X 10 Canopies		146132	4P0137G7ST	071.07.2015	10-000-416-53-5346-1902				1,199.88
Vendor Total:									1,199.88
01023	Waste Management of Illinois Inc								
Northside Park Removal of Concrete		145772	3338004-2011-4	062.06.2015	10-101-000-52-5263-0000				300.00
Parks&Planning Mid-Month June 2015		145909	6623520118_0615	063.06.2015	10-101-000-52-5263-0000				743.90
Vendor Total:									1,043.90
01043	Wheaton Sanitary District								
DC Hist Museum 050715-060715		146137	020785000_0615	071.07.2015	10-430-000-52-5264-0000				5.79
DC Hist Museum 050715-060715		146137	020785000_0615	071.07.2015	10-000-000-52-5264-0000				13.52
Seven Gables Pk 050715-060715		146137	022415000_0615	071.07.2015	10-000-000-52-5264-0000				58.37
Manchester Park 050715-060715		146137	026101000_0615	071.07.2015	10-000-000-52-5264-0000				15.57
Parks&Planning 050715-060715		146137	027991000_0615	071.07.2015	10-101-000-52-5264-0000				47.21
Northside Park 050715-060715		146137	037067000_0615	071.07.2015	10-000-000-52-5264-0000				38.84
Prairie Path Pk 050715-060715		146137	037561000_0615	071.07.2015	10-000-000-52-5264-0000				15.57
855 Prairie 050715-060715		146137	041834000_0615	071.07.2015	10-000-856-52-5264-0000				38.84
Vendor Total:									233.71
01047	WHEATON NORTH HIGH SCHOOL								
Honorarium July 4th Parade		146136	070415	071.07.2015	10-000-416-52-5241-1902				600.00
Vendor Total:									600.00
01048	WHEATON WARRENVILLE SO. H.S.								
Banner Carriers July 4th Parade		146138	070415	071.07.2015	10-000-416-52-5241-1902				500.00
Vendor Total:									500.00
01052	Wilhelmi, Margie								
Mileage Reimbursement May 2015		0	053115	062.06.2015	10-000-415-54-5422-0000				28.17
Vendor Total:									28.17
01068	Wm. F. Meyer Co.								
Plumbing		145779	S2930038.001	062.06.2015	10-101-000-53-5311-0000				13.80
Vendor Total:									13.80
01091	Aflac								
June 2015 Invoice		0	780095	141.06.2015	10-000-000-21-2132-0000				114.68
June 2015 Invoice		0	780095	141.06.2015	10-000-000-21-2131-0000				490.68

Fund	Description					
Vendor No	Vendor Name					
Line Item Description		Check No	Invoice Number	Batch Number	GL Account Number	Amount
Vendor Total:						605.36
01095	Midwest Printing Inc					
Accounts Payable Checks		145875	20493	063.06.2015	10-000-000-53-5302-000C	93.42
AP Envelopes		146099	20506	071.07.2015	10-000-000-53-5302-000C	111.59
Vendor Total:						205.01
02243	Holsteins Garage					
Safety Lane Checks		145979	786670	064.06.2015	10-101-000-52-5210-000C	210.00
Vendor Total:						210.00
02245	Heritage FS Inc.					
Unleaded Fuel		145851	66360	063.06.2015	10-101-000-53-5348-000C	773.19
Diesel Fuel		145851	66361	063.06.2015	10-101-000-53-5348-000C	666.33
Unleaded Fuel		145851	66412	063.06.2015	10-101-000-53-5348-000C	905.75
Diesel Fuel		145851	66413	063.06.2015	10-101-000-53-5348-000C	701.49
Unleaded Fuel		145851	66467	063.06.2015	10-101-000-53-5348-000C	1,239.27
Diesel Fuel		145851	66468	063.06.2015	10-101-000-53-5348-000C	663.51
Vendor Total:						4,949.54
02382	All Flowers by Marisa					
Flowers for Funeral		145926	1641	064.06.2015	10-000-000-54-5438-000C	20.00
Vendor Total:						20.00
02796	NAPA					
Lamp		145721	307240	062.06.2015	10-101-000-53-5315-000C	3.54
Stock Parts		145721	307375	062.06.2015	10-101-000-53-5315-000C	19.98
Parts for 1107		145721	308603	062.06.2015	10-101-000-53-5315-000C	14.38
Stock Parts		145721	308778	062.06.2015	10-101-000-53-5315-000C	32.98
Filter for 1010		145721	310196	062.06.2015	10-101-000-53-5315-000C	12.74
Vendor Total:						83.62
02868	Nemetz, Kristina					
Mileage Reimbursement April 2015		0	043015	063.06.2015	10-000-415-54-5422-000C	25.30
Mileage Reimbursement May 2015		0	053115	063.06.2015	10-000-415-54-5422-000C	64.98
Vendor Total:						90.28
03100	Czaja, Lorraine					
Mileage Reimbursement May 2015		0	053115	063.06.2015	10-419-000-54-5422-000C	8.51
Vendor Total:						8.51
03266	Martin Implement Sales Inc.					
Parts for 2791		145867	A42062	063.06.2015	10-101-000-53-5315-000C	395.95
Vendor Total:						395.95
03355	First Illinois Systems Inc.					
DCHM Pest Control Service June 2015		145965	15690	064.06.2015	10-430-000-52-5210-000C	105.00
Vendor Total:						105.00
03405	Advantage Auto Leasing Inc.					
Parts for Stock		145798	15352	063.06.2015	10-101-000-53-5315-000C	92.95
Vendor Total:						92.95
03481	Tressler LLP					
Services through May 31 2015		0	358470	071.07.2015	10-000-000-52-5207-000C	1,055.83

Fund	Description	Vendor No	Vendor Name	Line Item Description	Check No	Invoice Number	Batch Number	GL Account Number	Amount
Vendor Total:									1,055.83
03754	Comcast Cable								
Prairie 060515-070415		145659	87712047035906_07	062.06.2015		10-000-856-52-5211-000C			232.85
DC Hist Museum 062215-072115		146066	87712049102874_07	071.07.2015		10-000-000-52-5211-000C			102.85
Vendor Total:									335.70
03755	Family Time Magazine								
Go Fly A Kite Advertising		145839	13459	063.06.2015		10-000-416-52-5241-1901			126.60
Vendor Total:									126.60
03767	Zicarelli, Joseph								
July 3rd Celebration - Historical Representation		146142	070315	071.07.2015		10-000-416-52-5241-1902			350.00
Vendor Total:									350.00
03829	Texas Life Insurance Company								
6/12/15 and 6/26/15 Texas Life Voluntary Insura 0			SB08FS201506140	141.06.2015		10-000-000-21-2130-000C			613.28
Vendor Total:									613.28
03857	Tunes of Glory Pipes and Drums								
July 4th Parade Honorarium		146033	070415	064.06.2015		10-000-416-52-5241-1902			1,000.00
Vendor Total:									1,000.00
03864	Medinah Big Wheels								
July 4th Parade Honorarium		145991	070415	064.06.2015		10-000-416-52-5241-1902			500.00
Vendor Total:									500.00
03873	Source One Media LLC								
July 4th Parade Sound System & Technician		146029	22703	064.06.2015		10-000-416-52-5241-1902			840.00
Vendor Total:									840.00
03879	Silver Knights								
Honorarium July 4th Parade		146124	070415	071.07.2015		10-000-416-52-5241-1902			300.00
Vendor Total:									300.00
04121	UMB Bank N.A.								
Columns for Hurley Gardens		0	0118_1505010000	171.06.2015		10-101-000-53-5314-000C			842.99
Accidental Purchase - Check Written to WPD		0	0118_1505250000	171.06.2015		10-000-000-12-1226-000C			87.42
Taste of Wheaton Tents		0	0118_1505290000	171.06.2015		10-101-000-53-5314-000C			1,417.23
Carpentry Supplies		0	0118_1505290000	171.06.2015		10-101-000-53-5314-000C			39.10
School Program Supplies - Soil for Kensington a		0	0140_1505190000	171.06.2015		10-430-000-53-5302-000C			8.99
Web Hosting 051915-061815		0	0173_1505190000	171.06.2015		10-000-415-54-5425-000C			99.00
Tickets for WSPN Event		0	0175_1505080000	171.06.2015		10-000-415-54-5432-000C			75.00
Black Padfolio for WSPN Event		0	0175_1505190000	171.06.2015		10-000-415-53-5302-000C			10.49
Picnic Table Wood Bench Repairs		0	0182_1505050000	171.06.2015		10-101-000-53-5314-000C			229.40
Shipping		0	0208_1505070000	171.06.2015		10-101-000-53-5311-000C			13.62
Hardware for Hawthorne Junction See Saw		0	0249_1505210000	171.06.2015		10-101-000-53-5334-000C			14.41
Hurley Gardens Sod Repairs		0	0249_1505280000	171.06.2015		10-101-000-53-5331-000C			203.32
Soda for Kite Event		0	0280_1505010000	171.06.2015		10-000-416-53-5346-1901			8.00
Ads in Wheaton and Glen Ellyn for Kite Event		0	0280_1505020000	171.06.2015		10-000-416-52-5241-1901			500.00
Volunteer Doughnuts for Kite Event		0	0280_1505020000	171.06.2015		10-000-416-53-5346-1901			19.77
Custom First Aid Tent and WPD Table Cover		0	0280_1505130000	171.06.2015		10-000-416-53-5346-1902			648.00
Staff Breakfast for Birthday		0	0280_1505180000	171.06.2015		10-000-415-54-5432-000C			34.74
Boosted Post for Kite Event		0	0280_1505310000	171.06.2015		10-000-416-52-5241-1901			31.56
Boosted Post for Brew Fest		0	0280_1505310000	171.06.2015		10-000-416-52-5241-1902			100.00
Picnic Blankets		0	0306_1505080000	171.06.2015		10-000-416-52-5241-1902			1,917.00

Fund **Description**
Vendor No **Vendor Name**

Line Item Description	Check No	Invoice Number	Batch Number	GL Account Number	Amount
Registration for WSPN Awards Luncheon	0	0306_1505080000	171.06.2015	10-000-415-54-5432-000C	50.00
Camera Club Photo Award	0	0306_1505110000	171.06.2015	10-000-415-54-5425-000C	100.00
Plaques for Outgoing Board Members	0	0306_1505120000	171.06.2015	10-000-000-54-5401-000C	33.50
Deluxe Monthly Hosting 052315-062315	0	0306_1505250000	171.06.2015	10-000-415-54-5425-000C	21.94
Web Hosting Monthly Premium	0	0306_1505280000	171.06.2015	10-000-415-54-5425-000C	9.95
Supplies Greenteam	0	0314_1505040000	171.06.2015	10-000-113-53-5308-000C	10.99
Hurley Garden Fountain Pipe Clamps and Teflon	0	0330_1504300000	171.06.2015	10-101-000-53-5312-000C	14.51
Fountain Mounting Hardware	0	0330_1504300000	171.06.2015	10-101-000-53-5312-000C	17.84
PSC CFL Bulbs for Shop	0	0330_1505040000	171.06.2015	10-101-000-53-5312-000C	130.15
PSC- Overhead Door Contacts	0	0330_1505080000	171.06.2015	10-101-000-53-5312-000C	31.98
Museum Light Bulbs	0	0330_1505190000	171.06.2015	10-101-854-53-5312-000C	33.00
Sympathy Flowers	0	0349_1504270000	171.06.2015	10-000-000-54-5434-000C	116.99
Office Supplies Prairie	0	0349_1505260000	171.06.2015	10-000-856-53-5302-000C	189.11
Building Supplies	0	0363_1505070000	171.06.2015	10-101-000-53-5313-000C	14.62
Parts for Repair	0	0363_1505080000	171.06.2015	10-101-000-53-5315-000C	36.06
Key	0	0363_1505150000	171.06.2015	10-101-000-53-5315-000C	21.28
Tools	0	0363_1505270000	171.06.2015	10-101-000-53-5345-000C	59.95
Stock Parts	0	0363_1505270000	171.06.2015	10-101-000-53-5315-000C	136.14
Water Wheel	0	0363_1505280000	171.06.2015	10-101-000-53-5315-000C	25.48
Water Wheel	0	0363_1505300000	171.06.2015	10-101-000-53-5315-000C	7.95
Exhibit Supplies	0	0405_1505040000	171.06.2015	10-430-000-53-5302-000C	89.85
Intern Appreciation Lunch	0	0405_1505190000	171.06.2015	10-430-000-54-5432-000C	15.70
Intern Welcome Lunch	0	0421_1505180000	171.06.2015	10-419-000-54-5434-000C	23.77
Send Out Cards Subscription	0	0422_1505010000	171.06.2015	10-000-000-54-5434-000C	150.00
Send Out Cards Subscription	0	0422_1505040000	171.06.2015	10-000-000-54-5434-000C	31.00
Annual ICPAS Dues	0	0422_1505060000	171.06.2015	10-419-000-54-5425-000C	305.00
Not for Profit Certificate Program	0	0422_1505070000	171.06.2015	10-419-000-54-5432-000C	799.00
WSJ Subscription	0	0422_1505280000	171.06.2015	10-419-000-54-5425-000C	24.99
Luncheon to Recognize WPD Volunteers and Do	0	0439_1505070000	171.06.2015	10-000-415-54-5432-000C	50.00
Giveaways for Wheaton Brew Fest Sunglasses a	0	0447_1505140000	171.06.2015	10-000-416-53-5346-1903	294.98
Giveaways and Candy for 4th of July Parade	0	0447_1505140000	171.06.2015	10-000-416-53-5346-1902	594.78
Glow Sticks for 3rd of July	0	0447_1505210000	171.06.2015	10-000-416-53-5346-1902	169.00
Glow in the Dark Chalk for Chalkboard	0	0447_1505240000	171.06.2015	10-000-416-53-5346-191C	39.61
Additional Wine Glasses for Wine and Cultural /	0	0447_1505260000	171.06.2015	10-000-416-53-5346-1904	823.25
Superintendent Meeting	0	0455_1505010000	171.06.2015	10-000-000-54-5434-000C	16.74
Outgoing Board Members WPD Momentos	0	0455_1505050000	171.06.2015	10-000-000-54-5401-000C	25.16
Meeting with School Superintendent	0	0455_1505180000	171.06.2015	10-000-000-54-5438-000C	13.52
Going Away Party for 2 Outgoing Commissioner	0	0455_1505200000	171.06.2015	10-000-000-54-5401-000C	126.11
Cosley Run Meeting	0	0455_1505270000	171.06.2015	10-000-000-54-5434-000C	17.98
Tressler Training Ex Director	0	0455_1505280000	171.06.2015	10-000-000-54-5432-000C	12.66
NRPA Commissioner 1 Room Deposit	0	0463_1505040000	171.06.2015	10-000-000-54-5401-000C	51.89
NRPA Commissioner 2 Room Deposit	0	0463_1505040000	171.06.2015	10-000-000-54-5401-000C	51.89
NRPA Commissioner 4 Room Deposit	0	0463_1505040000	171.06.2015	10-000-000-54-5401-000C	51.89
NRPA Commissioner 3 Room Deposit	0	0463_1505040000	171.06.2015	10-000-000-54-5401-000C	51.89
NRPA Executive Director and Director of SF Ro	0	0463_1505040000	171.06.2015	10-000-000-54-5432-000C	25.95
NRPA Executive Assistant and Marketing Direct	0	0463_1505040000	171.06.2015	10-000-415-54-5432-000C	77.84
NRPA Executive Assistant and Marketing Direct	0	0463_1505040000	171.06.2015	10-000-000-54-5432-000C	25.95
2015 Annual Golf Outing and Dinner	0	0463_1505050000	171.06.2015	10-000-000-54-5438-000C	48.33
2015 Annual Golf Outing and Dinner	0	0463_1505050000	171.06.2015	10-000-000-54-5438-000C	48.33
2015 Annual Golf Outing and Dinner	0	0463_1505050000	171.06.2015	10-000-000-54-5438-000C	48.33
2015 Annual Golf Outing and Dinner	0	0463_1505050000	171.06.2015	10-000-000-54-5438-000C	48.34
IAPD Training Seminar and New Commissioner	0	0463_1505290000	171.06.2015	10-000-000-54-5401-000C	64.00
IPRA Job Posting for HR Associate Position	0	0489_1505070000	171.06.2015	10-418-000-54-5426-000C	165.00
Craigslislist- HR Associate Position	0	0489_1505080000	171.06.2015	10-418-000-54-5426-000C	25.00
Vendor Total:					11,769.21
04161 Fastenal Company					
Atten Fence	146075	ILHAN27139	071.07.2015	10-101-000-53-5334-000C	4.83

Fund	Description	Vendor No	Vendor Name	Check No	Invoice Number	Batch Number	GL Account Number	Amount
Line Item Description								
Vendor Total:								4.83
04221	Plug & Pay Technologies							
05/15 Plug N Pay Fees		0	053115	141.06.2015	10-000-000-52-5239-000C			15.00
05/15 Plug N Pay Fees		0	053115	141.06.2015	10-000-856-52-5239-000C			15.00
05/15 Plug N Pay Fees		0	053115	141.06.2015	10-101-000-52-5239-000C			15.00
Vendor Total:								45.00
04267	Martin Whalen Group Inc							
Parks 052815-062715		0	69776_0615	062.06.2015	10-101-000-52-5211-000C			332.34
DC Hist Museum 052815-062715		0	69952_0615	062.06.2015	10-000-000-52-5211-000C			495.75
Prairie 052815-062715		0	69962_0615	062.06.2015	10-000-000-52-5211-000C			317.31
Prairie - HR 060115-063015		0	70550_0615	062.06.2015	10-418-000-52-5211-000C			17.49
Prairie - Finance 060115-063015		0	70559_0615	062.06.2015	10-419-000-52-5211-000C			66.75
Prairie - Payroll 060115-063015		0	70562_0615	062.06.2015	10-419-000-52-5211-000C			15.12
DC Hist Museum 060115-063015		0	70566_0615	062.06.2015	10-000-000-52-5211-000C			390.22
Vendor Total:								1,634.98
04287	Global Payments Inc							
05/15 Merchant CC Processing Fees		0	053115	141.06.2015	10-000-000-52-5239-000C			71.85
05/15 Merchant CC Processing Fees		0	053115	141.06.2015	10-000-856-52-5239-000C			67.56
05/15 Merchant CC Processing Fees		0	053115	141.06.2015	10-101-000-52-5239-000C			65.15
Vendor Total:								204.56
04296	Culligan DuPage Soft Water Service Inc							
Drinking Water- Prairie		145828	262006_0515W	063.06.2015	10-000-856-53-5302-000C			53.10
Drinking Water- Prairie		145828	262006_0515W	063.06.2015	10-000-856-53-5302-000C			36.60
Cooler Rental June 2015		145828	262006_0615R	063.06.2015	10-000-856-52-5220-000C			6.00
Vendor Total:								95.70
04327	Ernsthausen, Dave							
July 4th Parade Honorarium		145962	070415	064.06.2015	10-000-416-52-5241-1902			600.00
Vendor Total:								600.00
04374	Wheaton Bank and Trust Company							
05/15 WB&T Bank Analysis Charges that Excee 0			053115	141.06.2015	10-000-000-12-1228-000C			-28.08
05/15 WB&T Bank Analysis Charges that Excee 0			053115	141.06.2015	10-000-000-52-5214-000C			102.56
Vendor Total:								74.48
04377	Keystone Hatcheries LLC							
Fish Stocking		146088	24959	071.07.2015	10-101-000-53-5331-000C			1,000.00
Vendor Total:								1,000.00
04389	Wheaton Community Radio Amateurs Inc							
July 4th Parade Communication		146135	070415	071.07.2015	10-000-416-52-5241-1902			300.00
Vendor Total:								300.00
04557	Staples Contract and Commercial Inc							
Brew Fest Sign		145896	3255472514	063.06.2015	10-000-416-52-5241-1902			64.48
Mixer Signs		145896	3256635422	063.06.2015	10-000-415-53-5302-000C			596.13
Refund for Mixer Signs Delivered Late		145896	3257168125	063.06.2015	10-000-415-53-5302-000C			-531.64
Refund for Mixer Signs Delivered Late		145896	3257168125	063.06.2015	10-000-415-53-5302-000C			-27.96
Mixer Signs		145896	3257168129	063.06.2015	10-000-415-53-5302-000C			27.96
Bath Tissue/Paper Towels/Soap/Pinesol		145758	3267650608	062.06.2015	10-101-000-53-5316-000C			744.38
Pens/Laminating Sheets		145758	3267650608	062.06.2015	10-101-000-53-5302-000C			78.67
Safety Glasses		145758	3267650609	062.06.2015	10-101-000-53-5316-000C			9.54

Fund	Description	Vendor No	Vendor Name	Line Item Description	Check No	Invoice Number	Batch Number	GL Account Number	Amount
	Safety Glasses				145758	3267650610	062.06.2015	10-101-000-53-5316-0000	45.36
	Prairie Custodial Supplies				145758	3267650611	062.06.2015	10-101-856-53-5316-0000	370.85
									<hr/>
Vendor Total:									1,377.77
04560	Tiger Oak Media								
	Leaderboard Ad				146127	2015-144858	071.07.2015	10-000-415-54-5425-0000	295.00
									<hr/>
Vendor Total:									295.00
04574	Knox Swan and Dog LLC								
	Goose Control Service at Northside Park June 2015				145856	920635	063.06.2015	10-101-000-52-5210-0000	600.00
	Goose Control Service at Seven Gables June 2015				145856	920660	063.06.2015	10-101-000-52-5210-0000	535.00
	Goose Control Service at Rathje Park June 2015				145856	920691	063.06.2015	10-101-000-52-5210-0000	535.00
									<hr/>
Vendor Total:									1,670.00
04633	Midwest Model T Ford Club								
	July 4th Parade Honorarium				145995	070415	064.06.2015	10-000-416-52-5241-1902	300.00
									<hr/>
Vendor Total:									300.00
04637	Service Sanitation Inc.								
	Lincoln Marsh Extra Service 5/6/15				0	6965444	062.06.2015	10-101-000-52-5211-0000	20.00
	Lincoln Marsh Extra Service 5/13/15				0	6965445	062.06.2015	10-101-000-52-5211-0000	20.00
	Lincoln Marsh Extra Service 5/20/15				0	6965446	062.06.2015	10-101-000-52-5211-0000	20.00
	Lincoln Marsh Extra Service 5/27/15				0	6965447	062.06.2015	10-101-000-52-5211-0000	20.00
	Sensory Garden May 30th				0	7009488	063.06.2015	10-101-000-52-5211-0000	335.00
	Credit for One Day Sensory Garden May 30th				0	7011300	063.06.2015	10-101-000-52-5211-0000	-4.17
	Kelly Park 5/1/15-5/31/15				0	7011867	062.06.2015	10-101-000-52-5211-0000	125.00
	Rathje Park 5/1/15-5/31/15				0	7011875	062.06.2015	10-101-000-52-5211-0000	125.00
	Lincoln Marsh 5/1/15-5/31/15				0	7011878	062.06.2015	10-101-000-52-5211-0000	250.00
									<hr/>
Vendor Total:									910.83
04646	Caliendo Inc.								
	Kite Event 2015				145814	298822	063.06.2015	10-000-416-53-5346-1901	17.00
									<hr/>
Vendor Total:									17.00
04800	Advanced Disposal Services Solid Waste Midwest LLC								
	Parks&Planning 060115-063015				145622	T0199239PSC_0615	062.06.2015	10-101-000-52-5263-0000	14.05
									<hr/>
Vendor Total:									14.05
04895	MailFinance Inc								
	Prairie Postage Lease Apr-Jun 2015				145865	N5350473	063.06.2015	10-000-856-52-5220-0000	507.00
									<hr/>
Vendor Total:									507.00
04937	Acorn Niles Corporation								
	Parts for 1805				145619	N-040035	062.06.2015	10-101-000-53-5315-0000	212.97
	Parts for 1804				145796	N-040158	063.06.2015	10-101-000-53-5315-0000	57.99
	Parts for Stock				145921	N-040289	064.06.2015	10-101-000-53-5315-0000	218.00
									<hr/>
Vendor Total:									488.96
04972	Themel, Joe								
	Tuition Reimbursement				145764	060315	062.06.2015	10-101-000-54-5432-0000	645.00
									<hr/>
Vendor Total:									645.00
05064	Acrodazzle Entertainment								
	Honorarium July 4th Parade				146044	1500039	071.07.2015	10-000-416-52-5241-1902	500.00
									<hr/>
Vendor Total:									500.00

Fund	Description	Check No	Invoice Number	Batch Number	GL Account Number	Amount
Vendor No	Vendor Name					
Line Item	Description					
05091	Grasso Graphics Inc					
New WPD Letterhead		145973	27019	064.06.2015	10-000-000-52-5235-0000	139.04
Vendor Total:						139.04
05165	McMaken, Bonnie					
Mileage Reimbursement April 2015		145869	043015	063.06.2015	10-000-415-54-5422-0000	8.63
Mileage Reimbursement May 2015		145869	053115	063.06.2015	10-000-415-54-5422-0000	17.25
Vendor Total:						25.88
05319	Rotary Club of Central DuPage AM					
Partnership for Fun Run in Color 2015		146021	061215	064.06.2015	10-000-416-52-5241-1908	14,614.71
Vendor Total:						14,614.71
05387	Management Association					
Membership Dues through 6/30/16		146094	FY16-53611	071.07.2015	10-418-000-54-5425-0000	3,490.00
Vendor Total:						3,490.00
05392	Kapala, Nicole					
Mileage Reimbursement May 2015		0	053115	063.06.2015	10-000-415-54-5422-0000	29.33
Vendor Total:						29.33
05478	Advance Stores Company Inc.					
Parts for 1822		145797	8803512264809	063.06.2015	10-101-000-53-5315-0000	9.24
Vendor Total:						9.24
05599	Virani, Arif					
T-Shirts Wine Event 2015		145769	17	062.06.2015	10-000-416-53-5346-1904	426.18
T-Shirts July 4th 2015		145769	17	062.06.2015	10-000-416-53-5346-1902	109.25
Vendor Total:						535.43
05603	Adams, Rowdy					
2 Volunteer Plaques		145922	4729	064.06.2015	10-430-000-53-5302-0000	75.00
Vendor Total:						75.00
05685	Applied Ecological Services Inc.					
Seed Mix for Prairie		145929	30717	064.06.2015	10-101-000-53-5331-0000	415.12
Vendor Total:						415.12
TMP*2651	Mondragon, Jordan					
Reissue PRCK #167117 11/15/2013 for Mondra; 145997			167117	064.06.2015	10-000-000-25-2581-0000	136.52
Reissue PRCK #167268 11/29/2013 for Mondra; 145997			167268	064.06.2015	10-000-000-25-2581-0000	130.02
Reissue PRCK #167409 12/13/2013 for Mondra; 145997			167409	064.06.2015	10-000-000-25-2581-0000	128.71
Reissue PRCK #167551 12/27/2013 for Mondra; 145997			167551	064.06.2015	10-000-000-25-2581-0000	109.91
Reissue PRCK #167658 01/10/2014 for Mondra; 145997			167658	064.06.2015	10-000-000-25-2581-0000	113.84
Reissue PRCK #167778 01/24/2014 for Mondra; 145997			167778	064.06.2015	10-000-000-25-2581-0000	99.14
Reissue PRCK #167904 02/07/2014 for Mondra; 145997			167904	064.06.2015	10-000-000-25-2581-0000	145.51
Reissue PRCK #168045 02/21/2014 for Mondra; 145997			168045	064.06.2015	10-000-000-25-2581-0000	137.51
Reissue PRCK #168188 03/07/2014 for Mondra; 145997			168188	064.06.2015	10-000-000-25-2581-0000	124.84
Reissue PRCK #168349 03/21/2014 for Mondra; 145997			168349	064.06.2015	10-000-000-25-2581-0000	160.44
Reissue PRCK #168488 04/04/2014 for Mondra; 145997			168488	064.06.2015	10-000-000-25-2581-0000	239.79
Reissue PRCK #168636 04/18/2014 for Mondra; 145997			168636	064.06.2015	10-000-000-25-2581-0000	32.15
Reissue PRCK #168797 05/02/2014 for Mondra; 145997			168797	064.06.2015	10-000-000-25-2581-0000	81.47
Reissue PRCK #168983 05/16/2014 for Mondra; 145997			168983	064.06.2015	10-000-000-25-2581-0000	132.79
Reissue PRCK #169249 05/30/2014 for Mondra; 145997			169249	064.06.2015	10-000-000-25-2581-0000	69.43
Reissue PRCK #170019 06/27/2014 for Mondra; 145997			170019	064.06.2015	10-000-000-25-2581-0000	169.29
Reissue PRCK #170384 07/11/2014 for Mondra; 145997			170384	064.06.2015	10-000-000-25-2581-0000	91.51

Fund	Description	Vendor No	Vendor Name	Line Item Description	Check No	Invoice Number	Batch Number	GL Account Number	Amount
Vendor Total:									2,102.87
Fund Total:									149,754.13
20	Recreation								
00016	Tyco Integrated Security LLC								
Community Cntr 070115-093015		0	133245421_0715	063.06.2015		20-101-000-52-5211-0000			2,195.92
Vendor Total:									2,195.92
00018	Airgas USA LLC								
Rice Pool Chemicals		145624	9039613028	062.06.2015		20-101-232-53-5335-0000			176.54
Rice Pool Chemicals		145624	9039613029	062.06.2015		20-101-232-53-5335-0000			391.44
Northside Pool Chemicals		145624	9039613030	062.06.2015		20-101-231-53-5335-0000			391.44
Rice Pool Chemicals		145924	9039883332	064.06.2015		20-101-232-53-5335-0000			391.44
Rice Pool Chemicals		145924	9040121302	064.06.2015		20-101-232-53-5335-0000			392.22
Northside Pool Chemicals		145924	9040121303	064.06.2015		20-101-231-53-5335-0000			392.22
Rice Pool Chemicals		145924	9040311367	064.06.2015		20-101-232-53-5335-0000			392.22
Northside Pool Chemicals		145924	9040311368	064.06.2015		20-101-231-53-5335-0000			392.22
Rice Pool Chemicals		146045	9040646144	071.07.2015		20-101-232-53-5335-0000			392.22
Northside Pool Chemicals		146045	9040695051	071.07.2015		20-101-231-53-5335-0000			392.22
Northside Pool Chemicals		145924	9927751675	064.06.2015		20-101-231-53-5335-0000			495.00
Rice Pool Chemicals		145924	9927751676	064.06.2015		20-101-232-53-5335-0000			316.49
Vendor Total:									4,515.67
00019	Alarm Detection Systems								
Rathje Park Jul-Sep 2015		0	201793_0915	063.06.2015		20-101-000-52-5211-0000			125.13
Vendor Total:									125.13
00020	Albertsons								
Zone Party Supplies		145625	301L07M0R	062.06.2015		20-220-208-53-5301-8860			26.97
Dance Flowers		145625	901L07MJ5	062.06.2015		20-220-202-53-5301-2205			19.98
Zone Party Supplies		145625	A01L07LMZ	062.06.2015		20-220-208-53-5301-8860			48.96
Birthday Supplies		145625	P01L07MKF	062.06.2015		20-350-303-53-5321-0000			26.09
Vendor Total:									122.00
00042	Anderson Elevator Co.								
Monthly Maintenance for CAC June 2015		0	167561	064.06.2015		20-101-225-52-5211-0000			160.00
Monthly Maintenance for CC June 2015		0	167654	064.06.2015		20-101-220-52-5211-0000			156.00
Vendor Total:									316.00
00049	Gianforte Group Inc.								
Concession Supplies		145969	1810	064.06.2015		20-221-223-53-5329-0000			207.35
Vendor Total:									207.35
00057	Armbrust Plumbing & Air Conditioning Inc.								
Rice Pool Plumbing		145629	0000081790	062.06.2015		20-101-220-52-5210-0000			413.59
Graf Park Plumbing		145629	0000081838	062.06.2015		20-101-220-52-5210-0000			1,931.51
Rice Pool Service		145931	0000082123	064.06.2015		20-101-220-52-5210-0000			966.75
Vendor Total:									3,311.85
00062	Atlas Refrigeration Inc.								
Ice Machine Repair Rice Pool		145802	19994	063.06.2015		20-222-232-52-5210-0000			354.50
Vendor Total:									354.50
00064	AT&T								
District Wide 050215-060115		145630	26064006665_0615	062.06.2015		20-222-232-52-5262-0000			105.40

Fund	Description	Vendor No	Vendor Name	Line Item Description	Check No	Invoice Number	Batch Number	GL Account Number	Amount
				District Wide 050215-060115	145630	26064006665_0615	062.06.2015	20-222-231-52-5262-000C	46.77
				District Wide 050215-060115	145630	26064006665_0615	062.06.2015	20-224-220-52-5262-000C	1,239.83
				District Wide 050215-060115	145630	26064006665_0615	062.06.2015	20-000-000-52-5262-000C	147.18
				District Wide 050215-060115	145630	26064006665_0615	062.06.2015	20-000-112-52-5262-000C	170.26
				District Wide 050215-060115	145630	26064006665_0615	062.06.2015	20-000-304-52-5262-000C	205.81
				District Wide 050215-060115	145630	26064006665_0615	062.06.2015	20-000-415-52-5262-000C	132.21
				District Wide 050215-060115	145630	26064006665_0615	062.06.2015	20-101-000-52-5262-000C	45.53
				District Wide 050215-060115	145630	26064006665_0615	062.06.2015	20-220-000-52-5262-000C	281.89
				District Wide 050215-060115	145630	26064006665_0615	062.06.2015	20-220-203-52-5262-000C	97.29
				District Wide 050215-060115	145630	26064006665_0615	062.06.2015	20-220-204-52-5262-000C	145.31
				District Wide 050215-060115	145630	26064006665_0615	062.06.2015	20-350-000-52-5262-000C	83.57
				District Wide 050215-060115	145630	26064006665_0615	062.06.2015	20-350-302-52-5262-000C	169.64
				Grl Scout Cabin 051115-061015	145932	6306682962_0615	064.06.2015	20-000-000-52-5262-000C	53.46
				Blanchard House 051115-061015	145932	6306683813_0615	064.06.2015	20-000-000-52-5262-000C	69.06
				Blanchard House 051115-061015	145932	6306683943_0615	064.06.2015	20-000-000-52-5262-000C	53.38
				Northside Pool 051415-061315	146049	6306820093_0615	071.07.2015	20-222-231-52-5262-000C	58.82
				Community Cntr 042615-052515	145630	6306904884_0515	062.06.2015	20-224-220-52-5262-000C	178.79
				District Wide 051715-061615	146049	630Z040133_0615	071.07.2015	20-222-232-52-5262-000C	19.37
				District Wide 051715-061615	146049	630Z040133_0615	071.07.2015	20-222-231-52-5262-000C	8.60
				District Wide 051715-061615	146049	630Z040133_0615	071.07.2015	20-224-220-52-5262-000C	227.88
				District Wide 051715-061615	146049	630Z040133_0615	071.07.2015	20-000-000-52-5262-000C	27.06
				District Wide 051715-061615	146049	630Z040133_0615	071.07.2015	20-000-112-52-5262-000C	31.30
				District Wide 051715-061615	146049	630Z040133_0615	071.07.2015	20-000-304-52-5262-000C	37.82
				District Wide 051715-061615	146049	630Z040133_0615	071.07.2015	20-000-415-52-5262-000C	24.30
				District Wide 051715-061615	146049	630Z040133_0615	071.07.2015	20-101-000-52-5262-000C	8.37
				District Wide 051715-061615	146049	630Z040133_0615	071.07.2015	20-220-000-52-5262-000C	51.82
				District Wide 051715-061615	146049	630Z040133_0615	071.07.2015	20-220-203-52-5262-000C	17.88
				District Wide 051715-061615	146049	630Z040133_0615	071.07.2015	20-220-204-52-5262-000C	26.71
				District Wide 051715-061615	146049	630Z040133_0615	071.07.2015	20-350-000-52-5262-000C	15.36
				District Wide 051715-061615	146049	630Z040133_0615	071.07.2015	20-350-302-52-5262-000C	31.18
				Cosley House 051715-061615	146049	630Z265054_0615	071.07.2015	20-350-000-52-5262-000C	128.96
				Clocktower Comm 051715-061615	146049	630Z736813_0615	071.07.2015	20-350-303-52-5262-000C	128.96
				Toohey Park 051715-061615	146049	630Z990473_0615	071.07.2015	20-000-000-52-5262-000C	268.23
				Northside Pool 051715-061615	146049	630Z993971_0615	071.07.2015	20-222-231-52-5262-000C	128.96
				Community Cntr 051715-061615	146049	708Z860651_0615	071.07.2015	20-224-220-52-5262-000C	268.23
Vendor Total:									4,735.19
00068	AT&T Mobility								
				346-2253 Data Rec Dpt. 051815-061715	146053	877051597_0615	071.07.2015	20-000-000-52-5265-000C	40.60
				621-6936 Parks Dept 051815-061715	146053	877051597_0615	071.07.2015	20-101-000-52-5265-000C	26.49
				639-8642 Camp No Name 051815-061715	146053	877051597_0615	071.07.2015	20-000-000-52-5265-000C	13.81
				281-0870 B. Keene 051815-061715	146053	877051597_0615	071.07.2015	20-000-000-52-5265-000C	91.63
				414-8028 Lincoln Marsh 051815-061715	146053	877051597_0615	071.07.2015	20-000-112-52-5265-000C	23.83
				536-4138 V. Beyer 051815-061715	146053	877051597_0615	071.07.2015	20-000-000-52-5265-000C	91.63
				346-9047 Hot Spot 1 051815-061715	146053	877051597_0615	071.07.2015	20-350-302-52-5265-000C	40.60
				346-5702 Matt W. 051815-061715	146053	877051597_0615	071.07.2015	20-000-000-52-5265-000C	108.63
				346-4602 Hot Spot 2 051815-061715	146053	877051597_0615	071.07.2015	20-350-302-52-5265-000C	40.83
				234-9385 Jay Diener 051815-061715	146053	877051597_0615	071.07.2015	20-000-000-52-5265-000C	95.20
				234-9351 Lincoln Marsh 051815-061715	146053	877051597_0615	071.07.2015	20-000-112-52-5265-000C	23.83
				945-7045 Camp Coordinator 051815-061715	146053	877051597_0615	071.07.2015	20-000-000-52-5265-000C	1.45
				945-7048 Camp Blackhawk 051815-061715	146053	877051597_0615	071.07.2015	20-000-000-52-5265-000C	10.30
				945-7049 Camp Goodtimes 051815-061715	146053	877051597_0615	071.07.2015	20-000-000-52-5265-000C	1.45
				945-7930 Adv Playground 051815-061715	146053	877051597_0615	071.07.2015	20-000-000-52-5265-000C	1.45
				945-7931 Camp Illini 051815-061715	146053	877051597_0615	071.07.2015	20-000-000-52-5265-000C	9.89
				945-7926 Critter Camp 051815-061715	146053	877051597_0615	071.07.2015	20-000-112-52-5265-000C	2.12
				945-7927 Curiosity Camp 051815-061715	146053	877051597_0615	071.07.2015	20-000-112-52-5265-000C	3.20
				945-7928 Camp Wild Ones 051815-061715	146053	877051597_0615	071.07.2015	20-000-112-52-5265-000C	1.45
				605-0389 Camp IDK 051815-061715	146053	877051597_0615	071.07.2015	20-000-000-52-5265-000C	24.18

Fund	Description	Vendor No	Vendor Name	Line Item Description	Check No	Invoice Number	Batch Number	GL Account Number	Amount
945-7929	Mean Green	051815-061715			146053	877051597_0615	071.07.2015	20-000-000-52-5265-000C	10.78
815-3616	C. Daniels	051815-061715			146053	877051597_0615	071.07.2015	20-101-000-52-5265-000C	23.83
885-4579	D. Shee	051815-061715			146053	877051597_0615	071.07.2015	20-101-000-52-5265-000C	23.83
885-4684	W. Russell	051815-061715			146053	877051597_0615	071.07.2015	20-222-232-52-5265-000C	95.20
945-5423	R Sheridan	051815-061715			146053	877051597_0615	071.07.2015	20-000-000-52-5265-000C	95.92
624-0846	M.B. Cleary	051815-061715			146053	877051597_0615	071.07.2015	20-000-000-52-5265-000C	108.63
624-3048	BB/SB Umpires	051815-061715			146053	877051597_0615	071.07.2015	20-000-000-52-5265-000C	23.83
624-3574	D. Novak	051815-061715			146053	877051597_0615	071.07.2015	20-350-000-52-5265-000C	96.26
346-9428	Megan R	051815-061715			146053	877051597_0615	071.07.2015	20-000-000-52-5265-000C	108.63
Vendor Total:									1,239.48
00069	AT&T Long Distance								
	Cosley House	041715-051615			145631	6306653779_0515	062.06.2015	20-350-000-52-5262-000C	3.73
	Cosley House	051715-061615			146052	6306653779_0615	071.07.2015	20-350-000-52-5262-000C	1.20
	District Wide	050915-060815			146052	854400680_0615	071.07.2015	20-222-231-52-5262-000C	0.96
	District Wide	050915-060815			146052	854400680_0615	071.07.2015	20-222-232-52-5262-000C	2.15
	District Wide	050915-060815			146052	854400680_0615	071.07.2015	20-000-000-52-5262-000C	3.01
	District Wide	050915-060815			146052	854400680_0615	071.07.2015	20-224-220-52-5262-000C	25.31
	District Wide	050915-060815			146052	854400680_0615	071.07.2015	20-000-112-52-5262-000C	3.47
	District Wide	050915-060815			146052	854400680_0615	071.07.2015	20-000-304-52-5262-000C	4.21
	District Wide	050915-060815			146052	854400680_0615	071.07.2015	20-000-415-52-5262-000C	2.70
	District Wide	050915-060815			146052	854400680_0615	071.07.2015	20-101-000-52-5262-000C	0.92
	District Wide	050915-060815			146052	854400680_0615	071.07.2015	20-220-000-52-5262-000C	5.76
	District Wide	050915-060815			146052	854400680_0615	071.07.2015	20-220-203-52-5262-000C	1.99
	District Wide	050915-060815			146052	854400680_0615	071.07.2015	20-220-204-52-5262-000C	2.96
	District Wide	050915-060815			146052	854400680_0615	071.07.2015	20-350-000-52-5262-000C	1.71
	District Wide	050915-060815			146052	854400680_0615	071.07.2015	20-350-302-52-5262-000C	3.46
Vendor Total:									63.54
00070	AT&T Internet								
	District Wide E-Mail Archive	060515-070415			145801	0004113_0715	063.06.2015	20-000-000-52-5240-000C	210.57
	Recreation IP Services	061915-071815			146051	8310000633_0715	071.07.2015	20-000-000-52-5211-000C	240.31
Vendor Total:									450.88
00115	Bendy, Andy								
	Mileage Reimbursement May 2015				145804	053115	063.06.2015	20-350-000-54-5422-000C	104.94
Vendor Total:									104.94
00118	Bieszk, John								
	Spring 2015 Aikido Classes				145935	061815	064.06.2015	20-220-203-52-5280-3314	161.04
Vendor Total:									161.04
00120	Bill George Youth Football League								
	One Golf Outing Foursome and Annual Golf Spt	145805			145805	2015-17	063.06.2015	20-221-222-53-5301-000C	900.00
Vendor Total:									900.00
00134	Hawkins, Anne C								
	ADE 1&2 Spring 2015				145975	042415	064.06.2015	20-220-305-52-5280-1001	1,068.20
Vendor Total:									1,068.20
00139	Borter Heating and Air Conditioning Co. Inc.								
	Found Bad Capacitor - Replaced				146055	S195521	071.07.2015	20-101-000-52-5210-000C	477.00
Vendor Total:									477.00
00152	Buikemas Ace Hardware								
	Supplies Bin Geocache				145940	280448A	064.06.2015	20-220-112-53-5301-6605	13.49
	Northside General Supplies				145940	280517A	064.06.2015	20-101-231-53-5302-000C	71.55

Fund	Description					
Vendor No	Vendor Name					
Line Item Description	Check No	Invoice Number	Batch Number	GL Account Number	Amount	
Supplies	145940	280544A	064.06.2015	20-220-112-53-5301-6609	15.29	
NSP Pool Paint	145940	280576A	064.06.2015	20-101-231-53-5347-000C	18.73	
NSP Pool Hardware Supplies	145940	280628A	064.06.2015	20-101-231-53-5334-000C	10.79	
NSP Supplies	145940	280685A	064.06.2015	20-101-231-53-5313-000C	58.76	
Pool Supplies	145940	280717A	064.06.2015	20-101-231-53-5313-000C	14.01	
Supplies	145940	348962B	064.06.2015	20-350-302-53-5302-000C	12.73	
Ties/Cables for Field Use	145940	348974B	064.06.2015	20-220-204-53-5301-446C	32.36	
Rice Pool Plumbing Supplies	145940	348995B	064.06.2015	20-101-232-53-5311-000C	30.24	
Soccer Supplies	145940	349030B	064.06.2015	20-220-204-53-5301-4451	24.06	
Rice Pool Paint Supplies	145940	349043B	064.06.2015	20-101-232-53-5347-000C	74.69	
Rice Pool Supplies	145940	349089B	064.06.2015	20-101-232-53-5334-000C	11.86	
Rice Pool Supplies	145940	349101B	064.06.2015	20-101-232-53-5334-000C	54.66	
Rice Caulk	145940	349103B	064.06.2015	20-101-232-53-5311-000C	23.36	
Rice Supplies	145940	349124B	064.06.2015	20-101-232-53-5314-000C	49.48	
Rice Supplies	145940	349134B	064.06.2015	20-101-232-53-5313-000C	39.19	
Rice Supplies	145940	349142B	064.06.2015	20-101-232-53-5312-000C	22.92	
Rice Supplies	145940	349145B	064.06.2015	20-101-232-53-5312-000C	130.95	
Tools	145940	349196B	064.06.2015	20-101-232-53-5312-000C	17.99	
Vendor Total:					727.11	
00172	CBMTGreenhouse Inc.					
Community Center Annuals	145648	28910	062.06.2015	20-101-220-53-5349-000C	738.00	
Annuals Rice Pool	145648	28910	062.06.2015	20-101-232-53-5331-000C	511.00	
Annuals Northside Pool	145648	28910	062.06.2015	20-101-231-53-5349-000C	319.50	
Vendor Total:					1,568.50	
00192	City of Wheaton					
Water Service at Taste Carnival	145821	0001908	063.06.2015	20-000-416-53-5346-190C	98.37	
Water Service at Taste Carnival	145821	0706028	063.06.2015	20-000-416-53-5346-190C	10.00	
Water Service at Taste Carnival	145821	0706029	063.06.2015	20-000-416-53-5346-190C	10.00	
Elevator Inspection CC	145821	500534	063.06.2015	20-101-220-52-5210-000C	100.00	
Vendor Total:					218.37	
00193	City of Wheaton					
Rathje Park 050815-060515	145950	0007650000_0615	064.06.2015	20-000-000-52-5264-000C	20.69	
Graf Pk/Monroe 050615-060415	145822	0034005200_0615	063.06.2015	20-000-000-52-5264-000C	24.99	
Graf Pk/Monroe 050615-060415	145950	0034005300_0615	064.06.2015	20-000-000-52-5264-000C	61.45	
Northside Pool 050715-060415	145950	0052890000_0615	064.06.2015	20-222-231-52-5264-000C	802.30	
Northside Pool 050715-060415	145822	0052890100_0615	063.06.2015	20-222-231-52-5264-000C	1,348.66	
Boy Scout Cabin 050615-060415	145950	0052910000_0615	064.06.2015	20-000-000-52-5264-000C	20.69	
Cosley House 050615-060415	145822	0067810100_0615	063.06.2015	20-350-000-52-5264-000C	34.28	
Toohey Park 050815-060815	145950	0212470900_0615	064.06.2015	20-000-000-52-5264-000C	111.35	
Atten Park 050815-060815	145822	0280800000_0615	063.06.2015	20-000-000-52-5264-000C	53.49	
Atten Park 050815-060815	145822	0280840800_0615	063.06.2015	20-000-000-52-5264-000C	225.76	
Central Athletic Center 050615-060515	145950	0366180000_0615	064.06.2015	20-220-225-52-5264-000C	14.20	
Central Athletic Center 050615-060415	145950	0366190000_0615	064.06.2015	20-220-225-52-5264-000C	170.16	
Clocktower Comm 050715-060515	145822	0367030000_0615	063.06.2015	20-350-303-52-5264-000C	167.95	
Leisure Center 050615-060415	145950	0417780000_0615	064.06.2015	20-000-304-52-5264-000C	125.35	
Blanchard House 050715-060515	145822	0443160000_0615	063.06.2015	20-000-000-52-5264-000C	20.69	
Rice Pool 050715-060515	145950	0443170000_0615	064.06.2015	20-222-232-52-5264-000C	17,652.56	
Rice Pool 050815-060515	145950	0443170100_0615	064.06.2015	20-222-232-52-5264-000C	775.20	
Rice Pool 050715-060515	145950	0443170200_0615	064.06.2015	20-222-232-52-5264-000C	1,910.96	
Vendor Total:					23,540.73	
00222	Discount School Supply					
Safety City Supplies	145960	W22728370101	064.06.2015	20-220-207-53-5301-770C	110.12	
Camp Illini Supplies	145960	W22778660101	064.06.2015	20-220-207-53-5301-777C	100.03	

Fund	Description	Vendor No	Vendor Name	Line Item Description	Check No	Invoice Number	Batch Number	GL Account Number	Amount
				Camp Illini Supplies	145960	W22778660101	064.06.2015	20-220-207-53-5301-7776	100.00
								Vendor Total:	310.15
00246	DuPage Sign & Graphics Inc.								
	Rams Cheer Yard Signs and Magnets	145961	972		064.06.2015	20-221-221-53-5301-0000			877.25
	Rams Cheer Yard Signs and Magnets	0	972		063.06.2015	20-221-221-53-5301-0000			0.00
								Vendor Total:	877.25
00258	EHMS Inc.								
	Quarterly Maintenance Agreements May-July 20	145670	0000002952		062.06.2015	20-101-232-52-5211-0000			2,245.00
	Repaired Both Boilers for Pool	145670	0000003049		062.06.2015	20-101-232-52-5211-0000			1,693.54
	Open Up Pool Boilers	146073	0000003137		071.07.2015	20-101-232-52-5211-0000			2,110.00
	Open Up Pool Boilers	146073	0000003138		071.07.2015	20-101-231-52-5211-0000			1,644.14
								Vendor Total:	7,692.68
00294	Fox River Foods Inc.								
	Concession Supplies Rice Pool	145678	2832975		062.06.2015	20-222-232-53-5329-0000			246.61
	Concessions for Resale Rice Pool	145678	2832975		062.06.2015	20-222-232-53-5328-0000			1,117.11
								Vendor Total:	1,363.72
00308	Future Pros								
	Junior Wings Academy Spring 2015	0	JrWingsSpring15		063.06.2015	20-220-204-52-5280-4457			4,127.75
	U8 Boys and U8 Girls Spring Teams 5 Day Pre-1	0	PreSeasonCamp15		063.06.2015	20-220-204-52-5280-4457			800.00
	Wings Spring Training 2nd Payment	0	SpringTraining2		071.07.2015	20-220-204-52-5280-4457			13,120.00
	Spring Wings Games and Tournaments	0	WingsGames2015		071.07.2015	20-220-204-52-5280-4457			22,800.00
	Trainers Fee to Conduct Wings Tryouts for 2015	0	WingsSprTryouts		071.07.2015	20-220-204-52-5280-4457			5,440.00
	Spring Soccer Camps 2015	0	WPDPrograms15		071.07.2015	20-220-203-52-5280-3382			844.14
								Vendor Total:	47,131.89
00323	Government Navigation Group								
	Consulting Services June 2015	0	INV-0541		071.07.2015	20-000-000-52-5205-0000			1,333.33
								Vendor Total:	1,333.33
00336	All American Sports Corp.								
	Football Supplies	145925	60270790		064.06.2015	20-221-222-53-5302-0000			5,541.22
								Vendor Total:	5,541.22
00374	Global Equipment Company								
	Replacement Polyurethane Load Wheel	146078	108172523		071.07.2015	20-101-231-53-5311-0000			93.90
								Vendor Total:	93.90
00386	Hagg Press Inc								
	Room Request Forms - 3 Part	0	60086		063.06.2015	20-224-220-53-5302-0000			773.00
	WPD Thank You Cards	0	60132		063.06.2015	20-224-220-53-5302-0000			25.00
	Business Cards PPFC	0	60157		063.06.2015	20-350-302-54-5426-0000			37.85
	Taste of Wheaton Brochures	0	60176		064.06.2015	20-000-416-53-5346-1905			781.00
	Clocktower Commons Advertisting	0	60204		063.06.2015	20-350-000-52-5235-0000			181.00
								Vendor Total:	1,797.85
00389	Lynette Havelka								
	Mileage Reimbursement May 2015	0	053115		063.06.2015	20-224-220-54-5422-0000			4.60
								Vendor Total:	4.60
00391	HALOGEN SUPPLY COMPANY								
	Chemicals	145974	00469141		064.06.2015	20-101-232-53-5335-0000			385.74
	O-Ring	145974	00469387		064.06.2015	20-101-000-53-5313-0000			59.53

Fund	Description	Vendor No	Vendor Name	Line Item Description	Check No	Invoice Number	Batch Number	GL Account Number	Amount
				Pool Supplies	145974	00469523	064.06.2015	20-101-232-53-5335-0000	47.74
				Pool Supplies	145974	00469524	064.06.2015	20-101-232-53-5335-0000	116.29
				Pool Supplies	145974	00469638	064.06.2015	20-101-232-53-5335-0000	88.27
				Rice Electrical	146080	00469875	071.07.2015	20-101-232-53-5312-0000	19.61
				Chemicals	146080	00470551	071.07.2015	20-101-232-53-5335-0000	153.99
								Vendor Total:	871.17
00406	Commonwealth Edison								
				Lincoln M Office 051515-061615	146067	8435664018_0615	071.07.2015	20-000-112-52-5260-0000	73.11
				Cosley House 051515-061615	145954	8603307015_0615	064.06.2015	20-350-000-52-5260-0000	34.24
								Vendor Total:	107.35
00409	Communications Direct Inc								
				Radio for Rice Pool	146068	IN130922	071.07.2015	20-220-204-53-5301-4465	178.00
				Radio for Rice Pool	146068	IN130922	071.07.2015	20-222-232-53-5302-0000	194.20
				Radios for Rice Pool	146068	IN131010	071.07.2015	20-222-232-53-5302-0000	534.00
								Vendor Total:	906.20
00412	Salcom, Inc								
				Winter-Spring 1 and 2	146022	CEWPD0515	064.06.2015	20-220-208-52-5280-8808	868.00
								Vendor Total:	868.00
00417	Constellation NewEnergy Inc.								
				Community Cntr 051515-061515	146069	0534243000_0615	071.07.2015	20-224-220-52-5260-0000	20,417.42
				Rice Pool 051515-061515	146069	0534243000_0615	071.07.2015	20-222-232-52-5260-0000	6,805.81
				Atten Park 051515-061415	146069	0788335008_0615	071.07.2015	20-000-000-52-5260-0000	1,031.07
				Graf Pk/Monroe 051515-061515	146069	1371090088_0615	071.07.2015	20-000-000-52-5260-0000	82.64
				Central Athletic Center 051115-061015	145956	6219071053_0615	064.06.2015	20-220-225-52-5260-0000	2,159.46
				Toohey Park 051815-061515	146069	6414387023_0615	071.07.2015	20-000-000-52-5260-0000	715.74
				Clocktower Comm 051415-061115	145956	7123061000_0615	064.06.2015	20-350-303-52-5260-0000	238.92
				Northside Shltr 051915-061715	146069	8351586008_0615	071.07.2015	20-000-000-52-5260-0000	131.68
				Grl Scout Cabin 051515-061515	146069	8351594000_0615	071.07.2015	20-000-000-52-5260-0000	44.61
				Northside Pool 052015-061715	146069	8351595007_0615	071.07.2015	20-222-231-52-5260-0000	3,051.48
				Boy Scout Cabin 051515-061515	146069	8351596004_0615	071.07.2015	20-000-000-52-5260-0000	71.70
				Leisure Center 051315-061015	145956	8843417003_0615	064.06.2015	20-000-304-52-5260-0000	309.18
								Vendor Total:	35,059.71
00453	ILLINOIS AMERICAN WATER CO.								
				Lincoln Marsh 051315-061215	145980	1025211695604_0615	064.06.2015	20-000-112-52-5264-0000	30.65
								Vendor Total:	30.65
00475	Constellation Energy Services-Natural Gas LLC								
				Community Cntr May 2015	145660	7718490000_0515	062.06.2015	20-224-220-52-5261-0000	5,147.87
				Rice Pool May 2015	145660	7718490000_0515	062.06.2015	20-222-232-52-5261-0000	1,715.96
								Vendor Total:	6,863.83
00482	JAFFE FILMS INC.								
				Digital Receivers-Taste	146087	01845	071.07.2015	20-000-416-52-5241-1905	250.00
								Vendor Total:	250.00
00483	J.C. LICHT LLC								
				Rice Pool Paint	145983	1207-13670412	064.06.2015	20-101-232-53-5347-0000	107.98
				Rice Pool Paint	145983	1207-13689977	064.06.2015	20-101-232-53-5347-0000	107.98
				Credit for Tax	145983	CN00000000000421	064.06.2015	20-101-231-53-5347-0000	-30.05
				Credit for Tax	145983	CN00000000000422	064.06.2015	20-101-231-53-5347-0000	-13.36

Fund Description
Vendor No Vendor Name

Line Item Description	Check No	Invoice Number	Batch Number	GL Account Number	Amount
Vendor Total:					172.55
00485 JEFF ELLIS & ASSOCIATES					
June Lifeguard Audit	145984	20072512	064.06.2015	20-222-231-52-5210-000C	850.00
Vendor Total:					850.00
00489 JOE & ROSS ICE CREAM					
Ice Cream for Resale	0	13711004	064.06.2015	20-350-303-53-5328-000C	77.50
Ice Cream for Rice Pool	0	13711073	071.07.2015	20-222-232-53-5328-000C	403.16
Ice Cream for Northside Pool	0	13711075	071.07.2015	20-222-231-53-5328-000C	176.60
Ice Cream for Rice Pool	0	13711108	071.07.2015	20-222-232-53-5328-000C	149.40
Ice Cream for Northside Pool	0	13711134	071.07.2015	20-222-231-53-5328-000C	262.60
Ice Cream for Rice Pool	0	13711135	071.07.2015	20-222-232-53-5328-000C	580.96
Ice Cream for Rice Pool	0	13711198	071.07.2015	20-222-232-53-5328-000C	486.61
Vendor Total:					2,136.83
00512 Kantor, Gary					
Winter-Spring Session One Magic Class	145854	012215	063.06.2015	20-220-202-52-5280-2275	136.00
Winter-Spring Session Two Magic Class	145854	031715	063.06.2015	20-220-202-52-5280-2275	149.60
Vendor Total:					285.60
00525 Kirhofers Sports Inc					
Womens Softball Pants and Socks	145697	42504	062.06.2015	20-221-223-53-5306-000C	759.00
Badger Softball Jerseys	145855	42530	063.06.2015	20-221-223-53-5306-000C	1,131.50
Vendor Total:					1,890.50
00541 Laidlaw Transit Inc.					
Bus for Lincoln Park Zoo Trip	145859	9060152	063.06.2015	20-220-208-52-5280-886C	302.50
Vendor Total:					302.50
00542 LAKESHORE LEARNING MATERIALS					
Safety City Camp Supplies	146090	2463770615	071.07.2015	20-220-207-53-5301-7707	29.91
Vendor Total:					29.91
00545 LANSING SPORT SHOP INC.					
Youth and Adult Football Jerseys	145860	141394	063.06.2015	20-221-222-53-5302-000C	20,880.00
Vendor Total:					20,880.00
00547 Layne Christensen Company					
Rice Pool Pumps Annual PM	145701	89073021	062.06.2015	20-101-232-53-5302-000C	1,180.55
Vendor Total:					1,180.55
00561 The Lifeguard Store					
Fanny Packs for Guards	145763	INV291679	062.06.2015	20-222-232-53-5302-000C	352.00
Vendor Total:					352.00
00566 LIONS TAE KWON DO					
Spring 2015 Tae Kwon Do Classes	0	061915	064.06.2015	20-220-203-52-5280-3318	698.28
Vendor Total:					698.28
00615 MENARDS WEST CHICAGO					
Northside Pool Benches	145716	70945	062.06.2015	20-101-231-53-5302-000C	385.88
Vendor Total:					385.88
00617 MENARDS GLENDALE HEIGHTS					
Community Center Custodial Supplies	145992	90619	064.06.2015	20-101-220-53-5316-000C	196.80

Fund	Description	Vendor No	Vendor Name	Line Item Description	Check No	Invoice Number	Batch Number	GL Account Number	Amount
Vendor Total:									196.80
00662	National Seed								
	Ballfield Supplies	145999	553156SI	064.06.2015	20-101-000-53-5349-000C				1,744.00
Vendor Total:									1,744.00
00680	Northern Illinois Gas Company								
	Rathje Park 050615-060515	145723	1812901000_0615	062.06.2015	20-000-000-52-5261-000C				32.58
	Northside Pool 052115-062215	146103	3774221000_0615	071.07.2015	20-222-231-52-5261-000C				482.25
	Leisure Center 051815-061815	146003	4920221000_0615	064.06.2015	20-000-304-52-5261-000C				58.97
	Northside Shltr 052115-062315	146103	5294221000_0615	071.07.2015	20-000-000-52-5261-000C				27.90
Vendor Total:									601.70
00683	NISL								
	NISL Additional Player Fee	146002	061315	064.06.2015	20-220-204-52-5280-4457				37.00
Vendor Total:									37.00
00699	Oak Fire & Security Systems Inc								
	Monthly Burglar/Panic Alarm Monitoring for CC	146005	43547	064.06.2015	20-101-220-52-5211-000C				25.00
	Monthly Elevator Monitoring for CC	146005	43548	064.06.2015	20-101-220-52-5211-000C				20.00
Vendor Total:									45.00
00701	Oak Lawn Baseball								
	Tournament Refund for Girls U10 Oak Lawn Ge	145724	060215	062.06.2015	20-221-223-42-4200-4372				475.00
Vendor Total:									475.00
00704	OFFICE DEPOT								
	Pencil Sharpener	146007	1799052560	064.06.2015	20-350-302-53-5313-000C				23.70
Vendor Total:									23.70
00718	Paddock Publications Inc								
	Taste of Wheaton Advertisting	145878	33800L01	063.06.2015	20-000-416-52-5241-1905				267.40
	Taste of Wheaton Advertisting	145878	33800L02	063.06.2015	20-000-416-52-5241-1905				267.40
Vendor Total:									534.80
00719	PADDOCK PUBLICATIONS INC								
	Rec Subscription Service 6/23/15-7/20/15	146009	853590	064.06.2015	20-000-000-54-5425-000C				37.40
Vendor Total:									37.40
00734	PAYCHEX MAJOR MARKET SERVICES								
	ESR June 2015	0	13143471	141.06.2015	20-000-000-52-5211-000C				165.44
	6/12/15 Payroll Processing	0	963154	141.06.2015	20-000-000-52-5211-000C				858.00
	6/26/15 Payroll Processing	0	965221	141.06.2015	20-000-000-52-5211-000C				897.12
Vendor Total:									1,920.56
00742	Pepsi Beverages Company								
	Vending for Resale at Rice Pool	146108	30940953	071.07.2015	20-222-232-53-5351-000C				339.34
	Fountain Drinks Rice Pool	146108	30940953	071.07.2015	20-222-232-53-5328-000C				109.91
	Fountain Drinks for Northside Pool	146108	38366505	071.07.2015	20-222-231-53-5351-000C				131.68
	Fountain Drinks for Northside Pool	146108	38366505	071.07.2015	20-222-231-53-5328-000C				109.91
	Supplies for Drinks Northside Pool	146108	38366505	071.07.2015	20-222-231-53-5329-000C				155.66
	Fountain Drinks for Rice Pool	146108	88239004	071.07.2015	20-222-232-53-5328-000C				84.12
	Vending Drinks for Rice Pool	146108	88239004	071.07.2015	20-222-232-53-5351-000C				190.68
	Supplies for Drinks Rice Pool	146108	88239004	071.07.2015	20-222-232-53-5329-000C				204.85
Vendor Total:									1,326.15

Fund	Description	Vendor No	Vendor Name	Line Item Description	Check No	Invoice Number	Batch Number	GL Account Number	Amount
00743	Personalized Awards Inc			Spring Soccer Championship Awards	0	15-1569	062.06.2015	20-220-204-53-5301-4451	167.62
Vendor Total:									167.62
00748	PIONEER MANUFACTURING CO INC			Athletic Field Paint	145727	INV547187	062.06.2015	20-101-000-53-5349-0000	1,375.00
				Athletic Field Paint	145727	INV553907	062.06.2015	20-101-000-53-5349-0000	468.00
				Athletic Field Paint	145727	INV555974	062.06.2015	20-101-000-53-5349-0000	2,186.00
				Brite Stripe Orange Paint	145882	INV556728	063.06.2015	20-101-000-53-5349-0000	882.00
Vendor Total:									4,911.00
00754	PJS CAMERA & PHOTO			Photo for Board Member Photo	145728	12956	062.06.2015	20-000-000-54-5401-0000	11.56
Vendor Total:									11.56
00789	Recreonics Inc.			Vacuum Hose	145733	691396	062.06.2015	20-101-231-53-5302-0000	436.00
Vendor Total:									436.00
00794	RENTALMAX L.L.C.			Entertainment in the Park Popcorn & Bags	146116	105264-8	071.07.2015	20-000-416-53-5346-1905	117.94
				Propane for Baseball/Softball Concessions	145888	99104-8	063.06.2015	20-221-223-53-5329-0000	47.40
Vendor Total:									165.34
00838	SANTO SPORT STORE			Baseballs and Softballs for Regular Season	145890	79623	063.06.2015	20-221-223-53-5306-0000	2,184.00
				Pants for Youth Football Program	145890	82152	063.06.2015	20-221-222-53-5302-0000	10,907.40
Vendor Total:									13,091.40
00851	Shanes Office Products			Office Supplies	145751	0349483-001	062.06.2015	20-224-220-53-5302-0000	24.44
				Office Supplies - Recreation Office	145751	0349504-001	062.06.2015	20-000-000-53-5302-0000	193.18
				Office Supplies - CC	145751	0349850-001	062.06.2015	20-224-220-53-5302-0000	481.70
				Office Supplies- Rice Pool	145751	0349850-001	062.06.2015	20-222-232-53-5302-0000	119.99
				Credit Office Supplies - CC Original Inv# 03498	145751	0349850-003	062.06.2015	20-224-220-53-5302-0000	-59.98
				Office Supplies	145751	0349953-001	062.06.2015	20-350-302-53-5302-0000	107.97
				Office Supplies/Name Clips	145751	0350140-001	062.06.2015	20-222-232-53-5302-0000	47.97
				Office Supplies	145751	0350247-001	062.06.2015	20-224-220-53-5302-0000	414.39
Vendor Total:									1,329.66
00859	SHINING STAR PRODUCTIONS			Winter-Spring Session I	146027	033015	064.06.2015	20-220-202-52-5280-2250	1,600.00
Vendor Total:									1,600.00
00862	Siciliano, Donna			Mileage Reimbursement May 2015	0	053115	063.06.2015	20-000-000-54-5422-0000	4.41
Vendor Total:									4.41
00899	Illinois Office of the State Fire Marshal			Boiler Certification Fee	146086	9536925	071.07.2015	20-101-231-52-5211-0000	70.00
Vendor Total:									70.00
00910	Streamwood Park District			Tournament Entry Fees for 10U and 12U Bobcat	145760	060415	062.06.2015	20-221-223-54-5403-4455	850.00
Vendor Total:									850.00

Fund	Description	Vendor No	Vendor Name	Line Item Description	Check No	Invoice Number	Batch Number	GL Account Number	Amount
00923	Superior Beverage Co. Inc.			Supplies Taste of Wheaton 2015	145899	2436	063.06.2015	20-000-416-53-5346-1905	634.40
Vendor Total:									634.40
00986	Unterberg, George			NCAA Baseballs for Regular Season	145767	526RE	062.06.2015	20-221-223-53-5306-0000	598.90
Vendor Total:									598.90
01011	Visual Image Photography Inc			Additional Travel Team Sponsor Plaques	146130	3028	071.07.2015	20-221-223-54-5403-4455	36.00
Vendor Total:									36.00
01017	Walmart Community			Baseball Concession Supplies	146132	4M012KJXB6	071.07.2015	20-221-223-53-5329-0000	14.34
				Camp Supplies	146132	4V014SRV5Y	071.07.2015	20-220-207-53-5301-7705	46.58
				Office Postage	146132	4W015B56GF	071.07.2015	20-000-112-53-5304-0000	48.75
				Corporate Program Supplies	146132	4W015B56GF	071.07.2015	20-220-112-53-5301-6618	37.56
				Program Supplies	146132	4W015B56GF	071.07.2015	20-000-112-53-5302-0000	96.13
				Camp Supplies	146132	4W015B56GF	071.07.2015	20-220-112-53-5301-6628	2.56
				Camp Supplies	146132	4Y015GRJPH	071.07.2015	20-220-207-53-5301-7710	178.22
				Camp Supplies	146132	4Y015VZMEE	071.07.2015	20-220-207-53-5301-7734	296.20
				Camp Supplies	146132	4Z0167DAMH	071.07.2015	20-220-207-53-5301-7775	58.34
				All-Star Day Supplies	146132	4Z016DP8TY	071.07.2015	20-221-223-53-5329-0000	515.77
				CIDK Supplies	146132	5201796F3A	071.07.2015	20-220-208-53-5301-8880	173.60
				Camp Supplies	146132	5201796F3J	071.07.2015	20-220-207-53-5301-7705	237.72
				Atten Concession Supplies	146132	53017S25EA	071.07.2015	20-221-223-53-5329-0000	295.43
				Camp Supplies	146132	55017Z8MXV	071.07.2015	20-220-207-53-5301-7734	50.80
				CIDK Supplies	146132	56018N7PG8	071.07.2015	20-220-208-53-5301-8880	117.52
				Camp Blackhawk Supplies	146132	59019PYVFE	071.07.2015	20-220-207-53-5301-7734	61.41
				Supplies	146132	59019XJ089	071.07.2015	20-220-207-53-5301-7770	113.16
				Office Supplies	146132	59019XJ089	071.07.2015	20-000-112-53-5302-0000	27.36
				Event Supplies	146132	59019XJ08H	071.07.2015	20-220-112-53-5301-6627	193.55
				Supplies	146132	59019XJ08H	071.07.2015	20-000-112-53-5302-0000	40.66
				CNN Supplies	146132	5Q01EEFEH	071.07.2015	20-220-207-53-5301-7705	129.66
Vendor Total:									2,735.32
01023	Waste Management of Illinois Inc			Community Cntr July 2015	146133	1520020114_0715	071.07.2015	20-224-220-52-5263-0000	361.48
				Rice Pool July 2015	146133	1520020114_0715	071.07.2015	20-222-232-52-5263-0000	101.95
				Manchester Park Mid-Month June 2015	145909	6623520118_0615	063.06.2015	20-000-000-52-5263-0000	743.90
Vendor Total:									1,207.33
01031	WEHRLIS VACUUM CENTER			Vacuum Repairs/Bags	145910	113758	063.06.2015	20-101-232-53-5302-0000	232.00
Vendor Total:									232.00
01038	WESTERN DUPAGE BASEBALL LEAGUE			League Fee for Colt and Palomino Teams	145911	060515	063.06.2015	20-221-223-54-5403-4501	1,750.00
Vendor Total:									1,750.00
01042	WHEATON MEAT CO INC			Hamburger Patties for Resale Rice Pool	145776	W09696	062.06.2015	20-222-232-53-5328-0000	65.80
Vendor Total:									65.80
01043	Wheaton Sanitary District			Leisure Center 050715-060715	146137	020309000_0615	071.07.2015	20-000-304-52-5264-0000	36.05
				Clocktower Comm 050715-060715	146137	021723000_0615	071.07.2015	20-350-303-52-5264-0000	52.79

Fund	Description	Vendor No	Vendor Name	Line Item Description	Check No	Invoice Number	Batch Number	GL Account Number	Amount
				Northside Pool 050715-060715	146137	023365000_0615	071.07.2015	20-222-231-52-5264-0000	323.42
				Northside Pool 050715-060715	146137	023367000_0615	071.07.2015	20-222-231-52-5264-0000	588.47
				Cosley House 050715-060715	146137	027965000_0615	071.07.2015	20-350-000-52-5264-0000	15.57
				Rathje Park 050715-060715	146137	028831000_0615	071.07.2015	20-000-000-52-5264-0000	15.57
				Toohey Park 050715-060715	146137	032977000_0615	071.07.2015	20-000-000-52-5264-0000	38.94
				Central Athletic Facility 051915-061515	146137	043486000_0615	071.07.2015	20-220-225-52-5264-0000	15.57
								Vendor Total:	1,086.38
01046	WHEATON YOUTH BASEBALL			Payroll II for the 2015 Umpire Season	0	72	071.07.2015	20-221-223-52-5281-0000	10,530.17
								Vendor Total:	10,530.17
01056	WINFIELD PARK DISTRICT			Watercolors Spring 2015	146037	60120152	064.06.2015	20-220-305-52-5280-1021	60.00
								Vendor Total:	60.00
01063	WINFIELD WOLVERINES SOFTBALL			Tournament Entry Fee for 10U Bobcats	145914	060815	063.06.2015	20-221-223-54-5403-4455	435.00
								Vendor Total:	435.00
01095	Midwest Printing Inc			Accounts Payable Checks	145875	20493	063.06.2015	20-000-000-53-5302-0000	93.41
				AP Envelopes	146099	20506	071.07.2015	20-000-000-53-5302-0000	111.59
								Vendor Total:	205.00
01097	Carol Stream Park District			Tournament Entry Fees for 12U Bobcats Softball 145647		060415	062.06.2015	20-221-223-54-5403-4455	450.00
								Vendor Total:	450.00
01120	Holy Cow Sports Inc.			Shirts for High School Softball League	0	15-1373	071.07.2015	20-221-223-53-5306-0000	108.50
								Vendor Total:	108.50
02265	Parts Town			Inv# 100169 Aquatics	0	100169	063.06.2015	20-222-232-52-5210-0000	1,021.41
				Inv# 102723 Aquatics	0	102723	063.06.2015	20-222-232-52-5210-0000	76.40
				Inv# 103148 Aquatics	0	103148	063.06.2015	20-222-232-52-5210-0000	206.06
				Inv# 103489 Aquatics	0	103489	063.06.2015	20-222-232-52-5210-0000	60.10
				Inv# 105489 Aquatics	0	105489	063.06.2015	20-222-232-52-5210-0000	166.95
				Credit# 107794 Aquatics Original Inv# 103148	0	107794	063.06.2015	20-222-232-52-5210-0000	-60.10
				Resistor Assembly	0	145617	071.07.2015	20-101-220-53-5312-0000	87.97
								Vendor Total:	1,558.79
02286	Identatronics Inc.			16 Photo ID Ribbons	145691	74543	062.06.2015	20-350-000-53-5302-0000	530.42
				16 Photo ID Ribbons	145691	74543	062.06.2015	20-350-302-53-5302-0000	300.00
				16 Photo ID Ribbons	145691	74543	062.06.2015	20-222-232-53-5302-0000	200.00
								Vendor Total:	1,030.42
02300	Home Depot Credit Services			Northside Pool Building Supplies	145688	2024481	062.06.2015	20-101-231-53-5313-0000	108.65
				Northside Pool Hardware Bench Repair Supplies	145688	4020066	062.06.2015	20-101-232-53-5302-0000	100.69
				Northside Pool Paver Supplies	145688	8010034	062.06.2015	20-101-231-53-5302-0000	127.93
								Vendor Total:	337.27
02382	All Flowers by Marisa								

Fund	Description					
Vendor No	Vendor Name					
Line Item Description	Check No	Invoice Number	Batch Number	GL Account Number	Amount	
Flowers for Funeral	145926	1641	064.06.2015	20-000-000-54-5438-000C	20.00	
				Vendor Total:	20.00	
02400 Maxi-Sweep Inc						
Hair & Lint Pot	146095	15571	071.07.2015	20-101-231-53-5311-000C	106.64	
				Vendor Total:	106.64	
02412 Milton Township						
Security Taste of Wheaton 6/4-6/7/2015	145717	060115	062.06.2015	20-000-416-52-5241-190C	1,500.00	
				Vendor Total:	1,500.00	
02441 Holistic Dimensions, Maria Sandhya Matthews						
Pilates Spring 2015	145978	WPD.452015P	064.06.2015	20-220-305-52-5280-100C	504.00	
				Vendor Total:	504.00	
02460 IWM Corporation						
Water Treatment Service CC May 2015	145692	11335	062.06.2015	20-101-220-52-5211-000C	433.00	
Water Treatment Service CC Jan 2015	145692	11408	062.06.2015	20-101-220-52-5211-000C	433.00	
Water Treatment Service CC Feb 2015	145692	11409	062.06.2015	20-101-220-52-5211-000C	433.00	
Water Treatment Service CC Mar 2015	145692	11410	062.06.2015	20-101-220-52-5211-000C	433.00	
Water Treatment Service CC Apr 2015	145692	11411	062.06.2015	20-101-220-52-5211-000C	433.00	
Water Treatment Service CC Jun 2015	145692	11412	062.06.2015	20-101-220-52-5211-000C	433.00	
				Vendor Total:	2,598.00	
02505 Village of Lisle						
Lucent Park 050115-053115	146128	124473002_0515	071.07.2015	20-000-000-52-5264-000C	19.50	
				Vendor Total:	19.50	
03197 Frantz, Stephanie Lufano						
Joy Meditation 5/12/15-6/2/15	145844	6215	063.06.2015	20-350-302-52-5211-000C	294.00	
				Vendor Total:	294.00	
03296 Ditchman, Deborah						
Mileage Reimbursement May 2015	0	053115	063.06.2015	20-000-112-54-5422-000C	16.10	
Mileage Reimbursement May 2015	0	053115	063.06.2015	20-000-112-54-5432-000C	51.88	
				Vendor Total:	67.98	
03481 Tressler LLP						
Services through May 31 2015	0	358470	071.07.2015	20-000-000-52-5207-000C	1,055.84	
				Vendor Total:	1,055.84	
03754 Comcast Cable						
CC 070115-073115	146066	87712004762650_07	071.07.2015	20-224-220-52-5211-000C	4.21	
Admin IP Services 062615-072515	146066	87712047315272_07	071.07.2015	20-224-220-52-5211-000C	247.90	
Central Athletic Cntr 061615-071515	145953	87712047361631_07	064.06.2015	20-101-225-52-5211-000C	102.85	
				Vendor Total:	354.96	
03755 Family Time Magazine						
Taste of Wheaton Advertising	145839	13459	063.06.2015	20-000-416-52-5241-190C	126.60	
				Vendor Total:	126.60	
03772 Doromal, Angela						
Mileage Reimbursement May 2015	0	053115	062.06.2015	20-000-112-54-5422-000C	33.93	
				Vendor Total:	33.93	
03837 Rooney, Alan M.						

Fund	Description	Vendor No	Vendor Name	Line Item Description	Check No	Invoice Number	Batch Number	GL Account Number	Amount
	Spring Soccer Referee 05/30 06/13 & 06/15/15	146020	SIHSoccer#1			064.06.2015		20-220-204-52-5280-4451	185.00
								Vendor Total:	185.00
03842	Hawthorne Elementary School PTA								
	Partial Refund for End of Year School Party	145849	061015		063.06.2015	20-222-231-44-4407-0000			106.25
								Vendor Total:	106.25
03870	Fazzari, John A.								
	Wheaton Wings Tournament Referee - 5 Games	145673	WingsClassic		062.06.2015	20-220-204-52-5280-4465			130.00
								Vendor Total:	130.00
03949	Pierotti, Carolyn								
	Mileage Reimbursement May 2015	0	053115		062.06.2015	20-224-220-54-5422-0000			23.00
								Vendor Total:	23.00
04054	Dunham Woods Farms Inc.								
	Winter-Spring Session One Horsemanship	145832	809		063.06.2015	20-220-208-52-5280-8820			555.00
								Vendor Total:	555.00
04061	J&J Pool Equipment Service								
	Rice Pool Parts	145693	5485		062.06.2015	20-101-232-53-5312-0000			100.00
								Vendor Total:	100.00
04121	UMB Bank N.A.								
	Studio Movie Tickets for Resale	0	0059_1505070000	171.06.2015	20-220-208-52-5280-8852				758.00
	CDs	0	0059_1505290000	171.06.2015	20-224-220-53-5302-0000				9.98
	DVD	0	0059_1505290000	171.06.2015	20-224-220-53-5302-0000				15.98
	AV Equipment	0	0067_1505060000	171.06.2015	20-350-302-53-5352-0000				241.98
	Aerobic Supplies	0	0067_1505080000	171.06.2015	20-350-302-53-5352-0000				49.95
	Group Fitness Supplies	0	0067_1505100000	171.06.2015	20-350-302-53-5352-0000				41.97
	Uniforms	0	0067_1505220000	171.06.2015	20-350-302-53-5327-0000				373.83
	Direct TV for PPF 052515-062715	0	0067_1505300000	171.06.2015	20-350-302-52-5210-0000				102.99
	Party Supplies	0	0084_1505080000	171.06.2015	20-220-208-53-5301-8860				14.44
	Tape for Stage	0	0084_1505120000	171.06.2015	20-220-202-53-5301-2205				28.47
	Party Supplies	0	0084_1505150000	171.06.2015	20-220-208-53-5301-8860				14.44
	Party Supplies	0	0084_1505150000	171.06.2015	20-220-208-53-5301-8860				51.61
	Party Supplies	0	0084_1505150000	171.06.2015	20-220-208-53-5301-8860				14.00
	Whiffle Ball Bat and Balls	0	0100_1505070000	171.06.2015	20-220-207-53-5301-7775				19.67
	SPRA Camp Training	0	0100_1505290000	171.06.2015	20-220-207-52-5280-7705				203.00
	Flowers	0	0117_1505060000	171.06.2015	20-000-000-53-5302-0000				102.54
	Bins for Wings Classic Paperwork	0	0117_1505070000	171.06.2015	20-000-000-53-5302-0000				30.58
	Toner for Printing Wings Classic Paperwork	0	0117_1505070000	171.06.2015	20-000-000-53-5302-0000				62.99
	Doorknob Bags for Wings Classic Player Inform	0	0117_1505130000	171.06.2015	20-000-000-53-5302-0000				91.09
	Product for Washing Baseball and Softball Unifc	0	0117_1505190000	171.06.2015	20-221-223-53-5306-0000				89.96
	Software for Surveys Renewal Fee	0	0117_1505250000	171.06.2015	20-000-000-53-5302-0000				300.00
	Coffee for Recreation Office	0	0117_1505250000	171.06.2015	20-000-000-53-5302-0000				29.97
	Wheaton Wings Spring Classic Tournament Fee	0	0126_1505180000	171.06.2015	20-220-204-52-5280-4465				2,925.00
	Online Schedules and Standings Software	0	0126_1505250000	171.06.2015	20-221-223-52-5210-4211				660.00
	Grill Knobs for Football Grill	0	0132_1505080000	171.06.2015	20-221-222-53-5329-0000				67.54
	Cheer Meeting	0	0132_1505090000	171.06.2015	20-221-221-53-5390-0000				14.34
	Cheer Meeting	0	0132_1505090000	171.06.2015	20-221-221-53-5390-0000				19.90
	Cheer Coaches Jackets	0	0132_1505290000	171.06.2015	20-221-221-53-5301-0000				420.00
	Parking to Obtain State License	0	0134_1505060000	171.06.2015	20-000-416-53-5346-1905				14.00
	Test Credit Card Terminal	0	0134_1505230000	171.06.2015	20-101-232-53-5302-0000				5.00
	Reversal of Charge to Test Credit Card Terminal	0	0134_1505260000	171.06.2015	20-101-232-53-5302-0000				-5.00
	Supplies for Taste of Wheaton	0	0134_1505290000	171.06.2015	20-000-416-53-5346-1905				53.88
	Deposit Luncheon for Donny and Marie Show 8:0	0	0165_1505180000	171.06.2015	20-220-304-52-5280-5531				250.00

Fund	Description	Vendor No	Vendor Name	Line Item Description	Check No	Invoice Number	Batch Number	GL Account Number	Amount
				Limousine for Sense and Sensibility 5-27-15 Rat 0		0165_1505280000	171.06.2015	20-220-304-52-5280-5531	254.00
				Theater Credit for Sense and Sensibility 5/27/15 0		0165_1505290000	171.06.2015	20-220-304-52-5280-5531	-376.00
				Matting and Framing of Photo 0		0173_1505200000	171.06.2015	20-000-000-54-5401-0000	72.65
				Advertising for Wheaton Brew Fest and Taste of 0		0173_1505270000	171.06.2015	20-000-416-52-5241-1905	200.00
				Curious George Costume Rental 0		0175_1505080000	171.06.2015	20-220-112-52-5280-6627	140.00
				Scissors for Tournament 0		0181_1505120000	171.06.2015	20-000-000-53-5302-0000	109.06
				Air Horns 0		0181_1505140000	171.06.2015	20-220-204-53-5301-4465	39.97
				Dual Band Wireless USB 0		0181_1505150000	171.06.2015	20-000-000-53-5302-0000	39.99
				Battery for Sound System 0		0181_1505180000	171.06.2015	20-000-000-53-5302-0000	90.95
				Two L Screens for Softball Field 0		0181_1505220000	171.06.2015	20-221-223-53-5340-0000	564.20
				Supplies 0		0207_1505010000	171.06.2015	20-000-112-53-5302-0000	25.89
				Return Supplies 0		0207_1505040000	171.06.2015	20-000-112-53-5302-0000	-11.96
				Program Supplies 0		0207_1505070000	171.06.2015	20-220-112-53-5301-6612	3.64
				Office Supplies 0		0207_1505070000	171.06.2015	20-000-112-53-5302-0000	14.12
				Supplies 0		0207_1505070000	171.06.2015	20-000-112-53-5302-0000	15.57
				Program Supplies 0		0207_1505070000	171.06.2015	20-220-112-53-5301-6612	7.92
				Supplies 0		0207_1505080000	171.06.2015	20-000-112-53-5302-0000	13.99
				Plants for Rice Pool 0		0215_1505200000	171.06.2015	20-101-232-53-5331-0000	279.60
				Green Lawngr 2.5 Gal 0		0215_1505270000	171.06.2015	20-101-000-53-5349-0000	395.95
				Batteries 0		0272_1505180000	171.06.2015	20-000-112-53-5302-0000	11.65
				Premium Listing for Water Park Feature 0		0280_1505150000	171.06.2015	20-222-232-54-5426-0000	150.00
				Plaques for Outgoing Board Members 0		0306_1505120000	171.06.2015	20-000-000-54-5401-0000	33.50
				Supplies Office 0		0314_1505040000	171.06.2015	20-000-112-53-5302-0000	26.23
				Supplies 0		0314_1505050000	171.06.2015	20-000-112-53-5302-0000	2.62
				Supplies 0		0314_1505050000	171.06.2015	20-000-112-53-5302-0000	5.99
				Office Supplies 0		0314_1505060000	171.06.2015	20-000-112-53-5302-0000	12.08
				Open House Supplies 0		0314_1505140000	171.06.2015	20-220-112-53-5301-6627	9.60
				CC Whirlpools Connector for Water Solenoid C2 0		0330_1505060000	171.06.2015	20-101-220-53-5312-0000	69.19
				Beverage Tickets TOW 2015 0		0349_1505120000	171.06.2015	20-000-416-53-5346-1905	342.26
				Drink Tickets- Overnight Shipping 0		0349_1505260000	171.06.2015	20-000-416-53-5346-1905	27.57
				TOW Caraciture Artist Deposit 0		0349_1505270000	171.06.2015	20-000-416-52-5241-1905	25.00
				Marketing TOW Oaklees Guide 0		0349_1505280000	171.06.2015	20-000-416-52-5241-1905	100.00
				Supplies 0		0355_1505010000	171.06.2015	20-220-112-53-5301-6609	5.00
				Animal Care 0		0355_1505050000	171.06.2015	20-220-112-53-5301-6640	46.20
				Staff Appreciation 0		0355_1505070000	171.06.2015	20-000-112-53-5302-0000	8.00
				Animal Care 0		0355_1505110000	171.06.2015	20-220-112-53-5301-6609	7.65
				Program Supplies 0		0355_1505150000	171.06.2015	20-220-112-53-5301-6609	51.96
				Supplies 0		0364_1505210000	171.06.2015	20-222-232-53-5302-0000	5.37
				Supplies 0		0364_1505210000	171.06.2015	20-222-232-53-5302-0000	98.50
				Credit Card System Testing 0		0364_1505220000	171.06.2015	20-222-232-53-5302-0000	3.75
				Credit Card System Testing 0		0364_1505220000	171.06.2015	20-222-232-53-5302-0000	4.40
				Sunscreen 0		0364_1505230000	171.06.2015	20-222-232-53-5302-0000	72.44
				Sunscreen 0		0364_1505230000	171.06.2015	20-222-231-53-5306-0000	72.44
				Credit Card System Testing 0		0364_1505260000	171.06.2015	20-222-232-53-5302-0000	-3.75
				Credit Card System Testing 0		0364_1505260000	171.06.2015	20-222-232-53-5302-0000	-4.40
				Supplies 0		0364_1505290000	171.06.2015	20-222-232-53-5302-0000	253.14
				Water Safety Supplies 0		0364_1505300000	171.06.2015	20-222-232-53-5302-0000	476.30
				Sharpies for Taste of Wheaton Benches 0		0447_1505210000	171.06.2015	20-000-416-53-5346-1905	62.94
				Sidewalk Chalk for Chalkboard 0		0447_1505210000	171.06.2015	20-000-416-53-5346-1905	28.86
				Superintendent Meeting 0		0455_1505010000	171.06.2015	20-000-000-54-5434-0000	16.74
				Outgoing Board Members WPD Momentos 0		0455_1505050000	171.06.2015	20-000-000-54-5401-0000	25.16
				Meeting with School Superintendent 0		0455_1505180000	171.06.2015	20-000-000-54-5438-0000	13.52
				Going Away Party for 2 Outgoing Commissioners 0		0455_1505200000	171.06.2015	20-000-000-54-5401-0000	126.11
				Cosley Run Meeting 0		0455_1505270000	171.06.2015	20-000-000-54-5434-0000	17.98
				Tressler Training Ex Director 0		0455_1505280000	171.06.2015	20-000-000-54-5432-0000	12.66
				NRPA Director of Planning & Super of SF Room 0		0463_1505040000	171.06.2015	20-350-000-54-5432-0000	77.84
				NRPA Executive Assistant and Marketing Direct 0		0463_1505040000	171.06.2015	20-000-000-54-5432-0000	25.95
				NRPA Executive Director and Director of SF Ro 0		0463_1505040000	171.06.2015	20-000-000-54-5432-0000	25.94

Fund	Description	Vendor No	Vendor Name	Line Item Description	Check No	Invoice Number	Batch Number	GL Account Number	Amount
NRPA Commissioner 3 Room Deposit		0			0463	1505040000	171.06.2015	20-000-000-54-5401-0000	51.90
NRPA Commissioner 4 Room Deposit		0			0463	1505040000	171.06.2015	20-000-000-54-5401-0000	51.90
NRPA Commissioner 2 Room Deposit		0			0463	1505040000	171.06.2015	20-000-000-54-5401-0000	51.89
NRPA Commissioner 1 Room Deposit		0			0463	1505040000	171.06.2015	20-000-000-54-5401-0000	51.89
2015 Annual Golf Outing and Dinner		0			0463	1505050000	171.06.2015	20-000-000-54-5438-0000	48.33
2015 Annual Golf Outing and Dinner		0			0463	1505050000	171.06.2015	20-000-000-54-5438-0000	48.34
2015 Annual Golf Outing and Dinner		0			0463	1505050000	171.06.2015	20-000-000-54-5438-0000	48.33
2015 Annual Golf Outing and Dinner		0			0463	1505050000	171.06.2015	20-000-000-54-5438-0000	48.33
IAPD Training Seminar and New Commissioner		0			0463	1505290000	171.06.2015	20-000-000-54-5401-0000	64.00
Certified Mail		0			0489	1505130000	171.06.2015	20-418-000-53-5304-0000	22.69
Certified Mail		0			0489	1505130000	171.06.2015	20-418-000-53-5304-0000	22.69
Drury Lane Theatre Tickets for Billy Elliott 5/14		0			0596	1504300000	171.06.2015	20-220-304-52-5280-5531	1,489.55
Fruit and Salad- Staff Emergency Training 5/20/		0			0596	1505200000	171.06.2015	20-220-304-53-5301-5500	23.26
Weights for Fit for Life		0			0596	1505290000	171.06.2015	20-220-304-53-5301-5500	60.59
Supplies		0			0646	1505050000	171.06.2015	20-220-112-53-5301-6618	194.97
Supplies		0			0646	1505150000	171.06.2015	20-220-112-53-5301-6605	7.97
Supplies		0			0646	1505220000	171.06.2015	20-220-112-53-5301-6618	16.00
Vendor Total:									13,600.66
04168	Damian, Andres								
Wheaton Wings Tournament Referee - 13 Games	145959	WingsClassic	064.06.2015	20-220-204-52-5280-4465					337.00
Vendor Total:									337.00
04218	Lapshin, Tracy								
Winter-Spring 1 and 2	145987	15win	064.06.2015	20-220-208-52-5280-8810					942.48
Vendor Total:									942.48
04221	Plug & Pay Technologies								
05/15 Plug N Pay Fees	0	053115	141.06.2015	20-000-000-52-5239-0000					139.90
05/15 Plug N Pay Fees	0	053115	141.06.2015	20-000-112-52-5239-0000					15.00
05/15 Plug N Pay Fees	0	053115	141.06.2015	20-350-303-52-5239-0000					15.00
05/15 Plug N Pay Fees	0	053115	141.06.2015	20-000-304-52-5239-0000					15.00
05/15 Plug N Pay Fees	0	053115	141.06.2015	20-222-231-52-5239-0000					15.00
05/15 Plug N Pay Fees	0	053115	141.06.2015	20-222-232-52-5239-0000					15.00
Vendor Total:									214.90
04265	Booster Shot LLC								
Cheer Checkbook Fundraiser	145938	BS-5062	064.06.2015	20-221-221-53-5318-0000					4,935.00
Vendor Total:									4,935.00
04267	Martin Whalen Group Inc								
CC Lower Level 052815-062715	0	69280_0615	062.06.2015	20-000-000-52-5211-0000					556.75
CC Upper Level 052815-062715	0	69292_0615	062.06.2015	20-224-220-52-5211-0000					579.64
Parks&Planning 052815-062715	0	69957_0615	062.06.2015	20-000-415-52-5211-0000					725.35
Parks&Planning 052815-062715	0	69957_0615	062.06.2015	20-000-415-52-5211-0000					725.35
Lincoln Marsh Office 052815-062715	0	69964_0615	062.06.2015	20-000-112-52-5211-0000					228.00
Leisure Center 052815-062715	0	70010_0615	062.06.2015	20-000-304-52-5211-0000					117.13
Community Center - Front Desk 060115-063015	0	70547_0615	062.06.2015	20-224-220-52-5211-0000					18.47
Parks Plus 060115-063015	0	70557_0615	062.06.2015	20-350-302-52-5211-0000					22.24
Leisure Center 060115-063015	0	70567_0615	062.06.2015	20-000-304-52-5211-0000					50.77
Community Cntr 060115-063015	0	72100_0615	062.06.2015	20-224-220-52-5211-0000					61.49
Rice Pool 060115-063015	0	77847_0615	062.06.2015	20-222-232-52-5211-0000					8.17
Vendor Total:									3,093.36
04287	Global Payments Inc								
05/15 Merchant CC Processing Fees	0	053115	141.06.2015	20-350-303-52-5239-0000					40.70
05/15 Merchant CC Processing Fees	0	053115	141.06.2015	20-000-000-52-5239-0000					4,980.39

Fund **Description**
Vendor No **Vendor Name**

Line Item Description	Check No	Invoice Number	Batch Number	GL Account Number	Amount
05/15 Merchant CC Processing Fees	0	053115	141.06.2015	20-222-232-52-5239-000C	42.62
05/15 Merchant CC Processing Fees	0	053115	141.06.2015	20-222-231-52-5239-000C	17.25
05/15 Merchant CC Processing Fees	0	053115	141.06.2015	20-000-112-52-5239-000C	62.38
05/15 Merchant CC Processing Fees	0	053115	141.06.2015	20-000-304-52-5239-000C	466.50
Vendor Total:					5,609.84
04296 Culligan DuPage Soft Water Service Inc					
Drinking Water- Community Center Office & D	145828	261966_0515W	063.06.2015	20-224-220-53-5302-000C	53.10
Drinking Water- Community Center Office & D	145828	261966_0515W	063.06.2015	20-224-220-53-5302-000C	17.70
Drinking Water- Community Center Office & D	145828	261966_0515W	063.06.2015	20-224-220-53-5302-000C	11.80
Drinking Water- Community Center Office & D	145828	261966_0515W	063.06.2015	20-224-220-53-5302-000C	29.50
Cooler Rental June 2015	145828	261966_0615R	063.06.2015	20-224-220-52-5220-000C	12.00
Drinking Water- Leisure	145828	261982_0515W	063.06.2015	20-000-304-53-5302-000C	11.80
Cooler Rental June 2015	145828	261982_0615R	063.06.2015	20-000-304-52-5220-000C	6.00
Drinking Water- Lincoln Marsh	145828	261990_0515W	063.06.2015	20-000-112-53-5302-000C	29.50
Drinking Water- Lincoln Marsh	145828	261990_0515W	063.06.2015	20-000-112-53-5302-000C	17.70
Cooler Rental June 2014	145828	261990_0615R	063.06.2015	20-000-112-53-5302-000C	6.00
Vendor Total:					195.10
04374 Wheaton Bank and Trust Company					
05/15 WB&T Bank Analysis Charges that Excee 0		053115	141.06.2015	20-000-000-52-5214-000C	102.56
06/15 Deposit Bag Fee for Recreation & Arrowh 0		14245812	141.06.2015	20-000-000-52-5214-000C	75.01
Vendor Total:					177.57
04486 Giankoula, Giannakis					
Wheaton Wings Tournament Referee - 7 Games	145681	WingsClassic	062.06.2015	20-220-204-52-5280-446C	182.00
Vendor Total:					182.00
04496 Slager, Elizabeth					
Mileage Reimbursement May 2015	0	053115	062.06.2015	20-224-220-54-5422-000C	30.48
Vendor Total:					30.48
04537 Total Covering Inc					
Upholstery of Fitness Equipment	145902	9000282	063.06.2015	20-350-302-53-5302-000C	1,915.00
Vendor Total:					1,915.00
04585 Shaw Media					
Taste of Wheaton Advertising	146025	0515100747305	064.06.2015	20-000-416-52-5241-190C	1,257.00
Vendor Total:					1,257.00
04609 Hawkins Inc.					
Rice Pool Chemicals	145684	3729730	062.06.2015	20-101-231-53-5335-000C	1,622.45
Northside Pool Chemicals	145684	3729731	062.06.2015	20-101-232-53-5335-000C	1,055.16
Rice Pool Chemicals	145848	3732736	063.06.2015	20-101-232-53-5335-000C	822.75
Rice Pool Chemicals	145848	3734938	063.06.2015	20-101-232-53-5335-000C	934.40
Rice Pool Chemicals	145976	3737074	064.06.2015	20-101-232-53-5335-000C	284.80
Rice Pool Chemicals	145976	3740484	064.06.2015	20-101-232-53-5335-000C	1,560.40
Northside Pool Chemicals	145976	3740485	064.06.2015	20-101-231-53-5335-000C	1,347.73
Rice Pool Chemicals	145976	3740486	064.06.2015	20-101-232-53-5335-000C	934.90
Vendor Total:					8,562.59
04637 Service Sanitation Inc.					
Portable Restrooms - Taste of Wheaton 2015	0	6971370	062.06.2015	20-000-416-52-5241-190C	3,513.00
Units at Graf for Tournament	0	6994833	062.06.2015	20-220-204-52-5280-446C	330.00
Units at Seven Gables for Tournament	0	6994839	062.06.2015	20-220-204-52-5280-446C	555.00
Unit at Sandburg for Tournament	0	6994845	062.06.2015	20-220-204-52-5280-446C	165.00
4 Basic Units Graf Park Tournament	0	7007515	063.06.2015	20-220-204-52-5280-446C	300.00

Fund	Description	Vendor No	Vendor Name	Line Item Description	Check No	Invoice Number	Batch Number	GL Account Number	Amount
				Atten Park 5/1/15-5/31/15	0	7011868	062.06.2015	20-221-223-52-5210-4211	125.00
				Jefferson School 5/1/15-5/31/15	0	7011869	062.06.2015	20-221-223-52-5210-4211	125.00
				Edison School 5/1/15-5/31/15	0	7011870	062.06.2015	20-221-223-52-5210-4211	125.00
				Franklin School 5/1/15-5/31/15	0	7011871	062.06.2015	20-221-223-52-5210-4211	125.00
				Weisbrook School 5/1/15-5/31/15	0	7011872	062.06.2015	20-221-223-52-5210-4211	125.00
				Madison School 5/1/15-5/31/15	0	7011873	062.06.2015	20-221-223-52-5210-4211	125.00
				Emerson School 5/1/15-5/31/15	0	7011874	062.06.2015	20-221-223-52-5210-4211	125.00
				Hoffman Park 5/1/15-5/31/15	0	7011876	062.06.2015	20-221-223-52-5210-4211	125.00
				Scottsdale Park 5/1/15-5/31/15	0	7011877	062.06.2015	20-221-223-52-5210-4211	125.00
				Washington School 5/1/15-5/31/15	0	7011879	062.06.2015	20-221-223-52-5210-4211	125.00
				Seven Gables Park 5/1/15-5/31/15	0	7011880	062.06.2015	20-220-204-52-5280-4451	250.00
				Northside Park Baseball 5/1/15-5/31/15	0	7011881	062.06.2015	20-221-223-52-5210-4211	125.00
				Lucent Park Baseball 5/1/15-5/31/15	0	7011882	062.06.2015	20-221-223-52-5210-4211	125.00
				Hawthorne School 5/1/15-5/31/15	0	7011883	062.06.2015	20-221-223-52-5210-4211	125.00
				Whittier School 5/1/15-5/31/15	0	7011884	062.06.2015	20-220-204-52-5280-4457	125.00
				Briar Glen School 5/1/15-5/31/15	0	7011885	062.06.2015	20-221-223-52-5210-4211	125.00
								Vendor Total:	6,988.00
04645	Gilbert's Craft Sausages LLC								
				Hot Dogs for Rice Pool	145970	801	064.06.2015	20-222-232-53-5328-0000	135.75
				Hot Dogs for Northside Pool	145970	801	064.06.2015	20-222-231-53-5328-0000	45.25
				Hot Dogs for Northside Pool	145970	844	064.06.2015	20-222-231-53-5328-0000	90.50
								Vendor Total:	271.50
04646	Caliendo Inc.								
				Northside Pool Concessions	145814	298822	063.06.2015	20-222-231-53-5328-0000	33.75
				Rice Pool Concessions	145814	298822	063.06.2015	20-222-232-53-5328-0000	137.50
				Clocktower Concessions	145814	298822	063.06.2015	20-350-303-53-5321-0000	52.00
								Vendor Total:	223.25
04647	Scholastic Book Fairs								
				Scholastic Book Fair Pay Out	146120	B3501467FR	071.07.2015	20-220-207-52-5280-7740	311.13
								Vendor Total:	311.13
04655	Kerby, Charles S								
				Wheaton Wings Tournament Referee - 3 Games	145696	WingsClassic	062.06.2015	20-220-204-52-5280-4465	75.00
								Vendor Total:	75.00
04657	Merkel, Stephen J.								
				Wizard of Oz Lights and Sound	145872	03072015	063.06.2015	20-220-202-52-5280-2260	200.00
				Dance Lights and Sound	145872	03202015	063.06.2015	20-220-202-52-5280-2205	200.00
								Vendor Total:	400.00
04662	Damian, Francisco								
				Wheaton Wings Tournament Referee - 12 Games	145665	WingsClassic	062.06.2015	20-220-204-52-5280-4465	335.00
								Vendor Total:	335.00
04683	Bulaw, Julia C.								
				Wheaton Wings Assistant Referee 5/26/15	145813	Spring2015	063.06.2015	20-220-204-52-5280-4457	25.00
				Wheaton Wings Tournament Referee - 8 Games	145643	WingsClassic	062.06.2015	20-220-204-52-5280-4465	208.00
								Vendor Total:	233.00
04693	Schneider, Victoria								
				Mileage Reimbursement May 2015	0	053115	062.06.2015	20-224-220-54-5422-0000	40.25
								Vendor Total:	40.25

Fund	Description	Vendor No	Vendor Name	Line Item Description	Check No	Invoice Number	Batch Number	GL Account Number	Amount
04709	Bulaw, Christopher			Wings Assistant Referee 5/29/15	145812	Spring2015	063.06.2015	20-220-204-52-5280-4457	25.00
				Wheaton Wings Tournament Referee - 7 games	145642	WingsClassic	062.06.2015	20-220-204-52-5280-4465	182.00
Vendor Total:									207.00
04800	Advanced Disposal Services Solid Waste Midwest LLC			Rice Pool 060115-063015	145622	T0199239CC_0615	062.06.2015	20-222-232-52-5263-0000	24.73
				Community Cntr 060115-063015	145622	T0199239CC_0615	062.06.2015	20-224-220-52-5263-0000	87.67
				Manchester Park 060115-063015	145622	T0199239PSC_0615	062.06.2015	20-000-000-52-5263-0000	14.05
Vendor Total:									126.45
04848	Perfect Cleaning Service Inc.			Cleaning Services at CC June 2015	146109	40634	071.07.2015	20-101-220-52-5212-0000	5,555.56
Vendor Total:									5,555.56
04851	Calleja, Clementine			Spring Class	145943	1519	064.06.2015	20-220-208-52-5280-8811	420.00
Vendor Total:									420.00
04854	Dance Alternatives Inc.			Line Dancing Spring 2015	145666	WHSPRING2015	062.06.2015	20-220-305-52-5280-1028	1,786.00
Vendor Total:									1,786.00
04857	T J Official Finders			Scheduled Umpire for One Ball Game	145900	233	063.06.2015	20-221-223-52-5281-0000	57.00
Vendor Total:									57.00
04895	MailFinance Inc			CC Postage Lease Apr-Jun 2015	145865	N5350473	063.06.2015	20-000-000-52-5220-0000	1,077.00
Vendor Total:									1,077.00
04896	Mailroom Finance Inc			Prairie Postage Refill	146093	052615	071.07.2015	20-000-000-53-5304-0000	2,000.00
Vendor Total:									2,000.00
04960	Neptune-Benson LLC			Pressure Gauge	146101	52253	071.07.2015	20-101-232-53-5312-0000	137.80
Vendor Total:									137.80
04967	Yoder Good, Daniel C			Wheaton Wings Tournament Referee - 5 Games	145782	WingsClassic	062.06.2015	20-220-204-52-5280-4465	129.00
Vendor Total:									129.00
04977	Krpan, Jacob			Wheaton Wings Tournament Referee - 10 Games	145700	WingsClassic	062.06.2015	20-220-204-52-5280-4465	290.00
Vendor Total:									290.00
04984	Vought, Kimber J.			Wheaton Wings Tournament Referee - 8 Games	145770	WingsClassic	062.06.2015	20-220-204-52-5280-4465	225.00
Vendor Total:									225.00
04991	Furuchi, Yoshi			Wings Assistant Referee 05/26/15	145845	Spring2015	063.06.2015	20-220-204-52-5280-4457	25.00
				Wheaton Wings Tournament Referee - 8 Games	145679	WingsClassic	062.06.2015	20-220-204-52-5280-4465	224.00
Vendor Total:									249.00

Fund	Description	Vendor No	Vendor Name	Line Item Description	Check No	Invoice Number	Batch Number	GL Account Number	Amount
05009	Baldwin, Janet			Program Supplies	146054	951399254	071.07.2015	20-220-207-53-5301-7775	93.32
				Program Supplies	146054	951399254	071.07.2015	20-220-112-53-5301-6627	103.52
								Vendor Total:	196.84
05013	Averus Inc.			Clean Grease Exhaust System	145633	8153512	062.06.2015	20-101-220-52-5210-0000	297.00
				Clean Grease Exhaust System	145633	8153512	062.06.2015	20-101-232-52-5210-0000	298.15
								Vendor Total:	595.15
05020	Bloomington Blast Travel Softball			Tournament Entry Fees for 10U and 12U Bobcat	145638	060515	062.06.2015	20-221-223-54-5403-4455	850.00
								Vendor Total:	850.00
05029	Arena Development Enterprises LLC			Winter-Spring Session 1	145930	Winter2015	064.06.2015	20-220-208-52-5280-8812	2,943.60
								Vendor Total:	2,943.60
05068	Chicago Classic Coach LLC			Bus- Cubs Game Trip 6-12-15	145948	11160	064.06.2015	20-220-304-52-5280-5560	1,199.00
				Transportation for City in a Garden Trip 6/16/15	146061	11184	071.07.2015	20-220-304-52-5280-5522	939.00
								Vendor Total:	2,138.00
05083	Carlys Kickers LLC			Soccer Shots (Spring)	145646	1050	062.06.2015	20-220-203-52-5280-3382	7,550.89
								Vendor Total:	7,550.89
05091	Grasso Graphics Inc			New WPD Letterhead	145973	27019	064.06.2015	20-000-000-52-5235-0000	139.03
								Vendor Total:	139.03
05153	Cosentino, Gayle			Dog Agility Classes March-May 2015	145957	2015.06.04	064.06.2015	20-220-208-52-5280-8812	978.12
								Vendor Total:	978.12
05163	Potratz, Bryan			Wheaton Wings Tournament Referee - 4 Games	146015	WingsClassic	064.06.2015	20-220-204-52-5280-4465	120.00
								Vendor Total:	120.00
05220	EVP Academies LLC			Beach Volleyball Camp - Summer Session 1	0	1122	071.07.2015	20-220-203-52-5280-3305	904.20
								Vendor Total:	904.20
05246	Fay, Tamara K.			Writing a Result Based Resume Summer 2015	145964	296	064.06.2015	20-220-305-52-5280-1068	360.36
								Vendor Total:	360.36
05250	Sandra Simpson for Petty Cash			Fish O Rama Petty Cash for Concessions	145745	061715	062.06.2015	20-000-000-10-1011-0000	150.00
								Vendor Total:	150.00
05278	Sign Works Inc.			Retractable Sign for Lincoln Marsh	146123	71351	071.07.2015	20-000-112-53-5302-0000	200.99
								Vendor Total:	200.99
05321	Dibos, Erik A.								

Fund	Description					
Vendor No	Vendor Name					
Line Item Description	Check No	Invoice Number	Batch Number	GL Account Number	Amount	
Wheaton Wings Tournament Referee - 6 Games	145667	WingsClassic	062.06.2015	20-220-204-52-5280-4465	163.00	
				Vendor Total:	163.00	
05327 Edward Ambulance Services LLC						
Edward Ambulance Wings Spring Classic Tourn: 146072	05/15/2015	071.07.2015	20-220-204-52-5280-4465	1,960.00		
				Vendor Total:	1,960.00	
05335 Bougadis, Steve						
Reimbursement for Tournament Fees to Close Tr 145809	061215	063.06.2015	20-221-223-54-5403-4455	10.00		
Reimbursement for Tournament Fees to Close Tr 145809	061215	063.06.2015	20-221-223-54-5405-4455	850.00		
				Vendor Total:	860.00	
05344 Potratz, Anna R.						
Wheaton Wings Tournament Referee - 3 Games 146014	WingsClassic	064.06.2015	20-220-204-52-5280-4465	75.00		
				Vendor Total:	75.00	
05351 QuickScores LLC						
Website Services for T-Ball League and Women: 145885	151359	063.06.2015	20-221-223-52-5210-4211	132.00		
Fee for Softball High School League Scores 145885	151424	063.06.2015	20-221-223-52-5210-4211	84.00		
Website Services for Colt and Palomino Leagues 146113	151576	071.07.2015	20-221-223-52-5210-4211	24.00		
				Vendor Total:	240.00	
05380 LITHYAA						
9U Tournament Team Entry Fee July 8-12 146145	070815	076.07.2015	20-221-223-54-5403-4455	450.00		
				Vendor Total:	450.00	
05382 Stephenson, Julia						
Assistant Referee for Wings Game on 4/26/15 145759	Spring 2015	062.06.2015	20-220-204-52-5280-4457	25.00		
				Vendor Total:	25.00	
05386 Rohl, Michael F.						
Wheaton Wings Tournament Referee - 11 Games 145740	WingsClassic	062.06.2015	20-220-204-52-5280-4465	292.00		
				Vendor Total:	292.00	
05420 Morrison Investigations Inc						
Overnight Security Taste of Wheaton 2015 145998	61483	064.06.2015	20-000-416-52-5241-1905	542.40		
				Vendor Total:	542.40	
05439 Valley Athletic Field Solutions Inc., Valley Athletics						
Bright White Field Marking Paint 146035	7210	064.06.2015	20-101-000-53-5349-0000	923.76		
				Vendor Total:	923.76	
05540 Performance Chemical & Supply						
Pool Supplies 145726	191837	062.06.2015	20-101-232-53-5334-0000	19.36		
CC Custodial Supplies 145726	191964	062.06.2015	20-101-220-53-5316-0000	80.61		
CC Custodial Supplies 145726	191970	062.06.2015	20-101-220-53-5316-0000	186.72		
Black Liners 146110	191981	071.07.2015	20-101-220-53-5316-0000	1,034.04		
Soap 146110	192038	071.07.2015	20-101-232-53-5313-0000	48.36		
Supplies for Shelter Van Stock 145726	192049	062.06.2015	20-101-000-53-5313-0000	37.44		
Body Wash 146110	192254	071.07.2015	20-101-220-53-5316-0000	280.08		
Mens Locker Room Mats 146110	192481	071.07.2015	20-101-220-53-5313-0000	1,397.54		
Disinfectant Cleaner/Gloves 146110	192684	071.07.2015	20-101-232-53-5316-0000	143.64		
				Vendor Total:	3,227.79	
05553 Li, Kevin						
Assistant Referee for Wings Game on 5/5/15 145706	Spring 2015	062.06.2015	20-220-204-52-5280-4457	25.00		

Fund	Description					
Vendor No	Vendor Name					
Line Item Description	Check No	Invoice Number	Batch Number	GL Account Number	Amount	
Wings Assistant Referee 5/29 & 5/30	145861	Spring2015	063.06.2015	20-220-204-52-5280-4457	50.00	
Wheaton Wings Tournament Referee - 3 Games	145706	WingsClassic	062.06.2015	20-220-204-52-5280-4465	75.00	
				Vendor Total:	150.00	
05564 Villaseñor, Sergio Antonio						
Wings Assistant Referee 6/2/15	145907	Spring2015	063.06.2015	20-220-204-52-5280-4457	25.00	
Wings Assistant Referee 06/03/15	146129	Spring2015	071.07.2015	20-220-204-52-5280-4457	25.00	
				Vendor Total:	50.00	
05570 Rozanski, Konrad C						
Wings Assistant Referee 6/2 & 6/5	145889	Spring2015	063.06.2015	20-220-204-52-5280-4457	50.00	
				Vendor Total:	50.00	
05571 Billings, Gabriel						
Assistant Referee at Wings Game on 6/11/15	145936	Spring 2015	064.06.2015	20-220-204-52-5280-4457	25.00	
Assistant Referee for Wings Game on 5/14/15	145637	Spring 2015	062.06.2015	20-220-204-52-5280-4457	25.00	
Wheaton Wings Assistant Referee 5/30/15	145806	Spring2015	063.06.2015	20-220-204-52-5280-4457	25.00	
Wheaton Wings Tournament Referee - 1 Game	145637	WingsClassic	062.06.2015	20-220-204-52-5280-4465	25.00	
				Vendor Total:	100.00	
05572 Gallagher, Tiarnan						
Wheaton Wings Tournament Referee - 1 Game	145680	WingsClassic	062.06.2015	20-220-204-52-5280-4465	25.00	
				Vendor Total:	25.00	
05578 Chapski, Joseph						
Assistant Referee for Wings Game on 5/10/15	145650	Spring 2015	062.06.2015	20-220-204-52-5280-4457	25.00	
				Vendor Total:	25.00	
05580 Lilly, Cameron						
Assistant Referee for Wings Games on 4/19 & 5/	145709	Spring 2015	062.06.2015	20-220-204-52-5280-4457	50.00	
				Vendor Total:	50.00	
05581 Lilly, Bryn						
Assistant Referee for Wings Games on 4/19 & 5/	145708	Spring 2015	062.06.2015	20-220-204-52-5280-4457	50.00	
				Vendor Total:	50.00	
05582 Gelfer, Jack						
Assistant Referee for Wings Game on 5/3/15	145846	Spring 2015	063.06.2015	20-220-204-52-5280-4457	25.00	
				Vendor Total:	25.00	
05584 Morrissey, Grace						
Assistant Referee for Wings Game on 4/26/15	145718	Spring 2015	062.06.2015	20-220-204-52-5280-4457	30.00	
				Vendor Total:	30.00	
05588 Light, Trevor J.						
Assistant Referee for Wings Game on 5/14/15	145707	Spring 2015	062.06.2015	20-220-204-52-5280-4457	25.00	
Wheaton Wings Tournament Referee - 13 Games	145707	WingsClassic	062.06.2015	20-220-204-52-5280-4465	338.00	
				Vendor Total:	363.00	
05595 Ayala, Alexis L.						
Assistant Referee for Wings Games on 4/26 & 5/	145634	Spring 2015	062.06.2015	20-220-204-52-5280-4457	50.00	
				Vendor Total:	50.00	
05598 313 Events LLC						
Tournament Entry Fee 11U Lacrosse	145618	2015-05-28_001	062.06.2015	20-220-204-52-5280-4407	500.00	

Fund	Description	Vendor No	Vendor Name	Check No	Invoice Number	Batch Number	GL Account Number	Amount
Line Item	Description							
							Vendor Total:	500.00
05599	Virani, Arif							
	T-Shirts Taste of Wheaton 2015	145769	17		062.06.2015	20-000-416-53-5346-1905		1,202.62
							Vendor Total:	1,202.62
05600	Enright, Kevin R.							
	Wheaton Wings Assistant Referee 05/14/15	145836	Spring2015		063.06.2015	20-220-204-52-5280-4457		25.00
							Vendor Total:	25.00
05601	MacDonald, Victoria							
	Assistant Referee at Wings Game on 5/31/15	146092	Spring 2015		071.07.2015	20-220-204-52-5280-4457		30.00
	Wings Assistant Referee 4/19 & 5/3	145864	Spring2015		063.06.2015	20-220-204-52-5280-4457		75.00
							Vendor Total:	105.00
05604	Atkinson, Nathan							
	Reimbursement for Coaching License	145632	060215		062.06.2015	20-220-204-52-5280-4457		225.00
							Vendor Total:	225.00
05606	Everhart, Rebecca							
	Wings Assistant Referee 04/19 & 05/10	145838	Spring2015		063.06.2015	20-220-204-52-5280-4457		50.00
							Vendor Total:	50.00
05607	Adams, Nathan J.							
	Wheaton Wings Tournament Referee - 5 Games	145620	WingsClassic		062.06.2015	20-220-204-52-5280-4465		125.00
							Vendor Total:	125.00
05608	Adams, Steven T.							
	Wheaton Wings Tournament Referee - 5 Games	145621	WingsClassic		062.06.2015	20-220-204-52-5280-4465		125.00
							Vendor Total:	125.00
05609	Alfaro, Cesar							
	Wheaton Wings Tournament Referee - 3 Games	145626	WingsClassic		062.06.2015	20-220-204-52-5280-4465		105.00
							Vendor Total:	105.00
05610	Ayala, Juan							
	Wheaton Wings Tournament Referee - 4 Games	145635	WingsClassic		062.06.2015	20-220-204-52-5280-4465		107.00
							Vendor Total:	107.00
05611	Behrens, Wade							
	Wheaton Wings Tournament Referee - 6 Games	145636	WingsClassic		062.06.2015	20-220-204-52-5280-4465		154.00
							Vendor Total:	154.00
05612	Bolin, Daniel							
	Wheaton Wings Tournament Referee - 9 Games	145639	WingsClassic		062.06.2015	20-220-204-52-5280-4465		252.00
							Vendor Total:	252.00
05613	Branche, Percy A.							
	Wheaton Wings Tournament Referee - 6 Games	145641	WingsClassic		062.06.2015	20-220-204-52-5280-4465		160.00
							Vendor Total:	160.00
05614	Cleary, Daniel							
	Wheaton Wings Tournament Referee - 11 Games	145656	WingsClassic		062.06.2015	20-220-204-52-5280-4465		285.00
							Vendor Total:	285.00
05615	Clark, Mark							

Fund **Description**
Vendor No **Vendor Name**

Line	Item Description	Check No	Invoice Number	Batch Number	GL Account Number	Amount
	Wheaton Wings Tournament Referee - 6 Games	145654	WingsClassic	062.06.2015	20-220-204-52-5280-4465	165.00
					Vendor Total:	165.00
05616	Clark, Graham					
	Wheaton Wings Tournament Referee - 6 Games	145653	WingsClassic	062.06.2015	20-220-204-52-5280-4465	150.00
					Vendor Total:	150.00
05617	Cozzone, Michael					
	Wheaton Wings Tournament Referee - 7 Games	145663	WingsClassic	062.06.2015	20-220-204-52-5280-4465	190.00
					Vendor Total:	190.00
05618	DiZonno, Michael					
	Wheaton Wings Tournament Referee - 10 Games	145669	WingsClassic	062.06.2015	20-220-204-52-5280-4465	270.00
					Vendor Total:	270.00
05619	DiZonno, John E.					
	Wheaton Wings Tournament Referee - 10 Games	145668	WingsClassic	062.06.2015	20-220-204-52-5280-4465	275.00
					Vendor Total:	275.00
05620	Fankhauser, Brett					
	Wheaton Wings Tournament Referee - 10 Games	145672	WingsClassic	062.06.2015	20-220-204-52-5280-4465	280.00
					Vendor Total:	280.00
05621	Grieshaber, Mark L.					
	Wheaton Wings Tournament Referee - 5 Games	145683	WingsClassic	062.06.2015	20-220-204-52-5280-4465	135.00
					Vendor Total:	135.00
05622	Kramper, Colin					
	Wheaton Wings Tournament Referee - 7 Games	145698	WingsClassic	062.06.2015	20-220-204-52-5280-4465	190.00
					Vendor Total:	190.00
05623	MacTaggart, Kevin					
	Wheaton Wings Tournament Referee - 7 Games	145713	WingsClassic	062.06.2015	20-220-204-52-5280-4465	215.00
					Vendor Total:	215.00
05624	Schooley, Cameron					
	Wheaton Wings Tournament Referee - 6 Games	145749	WingsClassic	062.06.2015	20-220-204-52-5280-4465	175.00
					Vendor Total:	175.00
05625	Smith, Steven A.					
	Wheaton Wings Tournament Referee - 10 Games	145753	WingsClassic	062.06.2015	20-220-204-52-5280-4465	250.00
					Vendor Total:	250.00
05626	Smith, Thomas F.					
	Wheaton Wings Tournament Referee - 10 Games	145754	WingsClassic	062.06.2015	20-220-204-52-5280-4465	300.00
					Vendor Total:	300.00
05627	Smith, Tracy M.					
	Wheaton Wings Tournament Referee - 10 Games	145755	WingsClassic	062.06.2015	20-220-204-52-5280-4465	250.00
					Vendor Total:	250.00
05628	Tyma, John A.					
	Wheaton Wings Tournament Referee - 4 Games	145766	WingsClassic	062.06.2015	20-220-204-52-5280-4465	105.00
					Vendor Total:	105.00
05629	Soeder, Christian R.					

Fund	Description	Vendor No	Vendor Name	Line Item Description	Check No	Invoice Number	Batch Number	GL Account Number	Amount
	Wheaton Wings Tournament Referee - 7 Games	145756	WingsClassic	062.06.2015	20-220-204-52-5280-4465	185.00			
								Vendor Total:	185.00
05630	Ward, Christopher B.								
	Wheaton Wings Tournament Referee - 7 Games	145771	WingsClassic	062.06.2015	20-220-204-52-5280-4465	205.00			
								Vendor Total:	205.00
05631	Woell, James J.								
	Wheaton Wings Tournament Referee - 4 Games	145780	WingsClassic	062.06.2015	20-220-204-52-5280-4465	110.00			
								Vendor Total:	110.00
05632	Murphy, Conor								
	Wheaton Wings Tournament Referee - 4 Games	145720	WingsClassic	062.06.2015	20-220-204-52-5280-4465	104.00			
								Vendor Total:	104.00
05633	Murphy, Bailey L.								
	Wheaton Wings Tournament Referee - 4 Games	145719	WingsClassic	062.06.2015	20-220-204-52-5280-4465	100.00			
								Vendor Total:	100.00
05634	Lowe, Jennifer L.								
	Wheaton Wings Tournament Referee - 11 Games	145711	WingsClassic	062.06.2015	20-220-204-52-5280-4465	275.00			
								Vendor Total:	275.00
05635	Wenayi, Constant Noubissie								
	Wheaton Wings Tournament Referee - 5 Games	145774	WingsClassic	062.06.2015	20-220-204-52-5280-4465	130.00			
								Vendor Total:	130.00
05636	Richardson, Tim								
	Wheaton Wings Tournament Referee - 12 Games	145737	WingsClassic	062.06.2015	20-220-204-52-5280-4465	350.00			
								Vendor Total:	350.00
05637	Valdez, Jared								
	Wheaton Wings Tournament Referee - 10 Games	145768	WingsClassic	062.06.2015	20-220-204-52-5280-4465	263.00			
								Vendor Total:	263.00
05638	Ledezma, Anthony								
	Wheaton Wings Tournament Referee - 5 Games	145702	WingsClassic	062.06.2015	20-220-204-52-5280-4465	82.00			
								Vendor Total:	82.00
05639	Lulek, Alexander								
	Wheaton Wings Tournament Referee - 5 Games	145712	WingsClassic	062.06.2015	20-220-204-52-5280-4465	145.00			
								Vendor Total:	145.00
05640	Ragusa, Joseph								
	Wheaton Wings Tournament Referee - 5 Games	145732	WingsClassic	062.06.2015	20-220-204-52-5280-4465	145.00			
								Vendor Total:	145.00
05641	Lowe, David B.								
	Wheaton Wings Tournament Referee - 11 Games	145710	WingsClassic	062.06.2015	20-220-204-52-5280-4465	335.00			
								Vendor Total:	335.00
05642	Jones, Madeline								
	Wheaton Wings Tournament Referee - 3 Games	145694	WingsClassic	062.06.2015	20-220-204-52-5280-4465	75.00			
								Vendor Total:	75.00
05643	Yates Jr., Sterling C.								

Fund	Description	Vendor No	Vendor Name	Line Item Description	Check No	Invoice Number	Batch Number	GL Account Number	Amount
	Wheaton Wings Tournament Referee - 6 Games	145781	WingsClassic	062.06.2015	20-220-204-52-5280-4465	160.00			
					Vendor Total:	160.00			
05644	Cleary, Robert E.								
	Wheaton Wing Tournament Referee - 11 Games	145657	WingsClassic	062.06.2015	20-220-204-52-5280-4465	295.00			
					Vendor Total:	295.00			
05647	Hill, Thomas Patrick								
	Wheaton Wings Tournament Referee - 14 Games	145686	WingsClassic	062.06.2015	20-220-204-52-5280-4465	375.00			
					Vendor Total:	375.00			
05648	Hui, Benjamin								
	Wheaton Wings Tournament Referee - 16 Games	145690	WingsClassic	062.06.2015	20-220-204-52-5280-4465	396.00			
					Vendor Total:	396.00			
05649	Ledezma, Tobias Gabriel								
	Wheaton Wings Tournament Referee - 7 Games	145703	WingsClassic	062.06.2015	20-220-204-52-5280-4465	191.00			
					Vendor Total:	191.00			
05650	Pleva, David J.								
	Wheaton Wings Tournament Referee - 3 Games	145729	WingsClassic	062.06.2015	20-220-204-52-5280-4465	85.00			
					Vendor Total:	85.00			
05651	Reynaga, Alejandro								
	Wheaton Wings Tournament Referee - 5 Games	145735	WingsClassic	062.06.2015	20-220-204-52-5280-4465	132.00			
					Vendor Total:	132.00			
05652	Reynaga, Jair								
	Wheaton Wings Tournament Referee - 3 Games	145736	WingsClassic	062.06.2015	20-220-204-52-5280-4465	75.00			
					Vendor Total:	75.00			
05653	Robertson, Alan								
	Wheaton Wings Tournament Referee - 6 Games	145738	WingsClassic	062.06.2015	20-220-204-52-5280-4465	165.00			
					Vendor Total:	165.00			
05654	Robertson, Donald E.								
	Wheaton Wings Tournament Referee - 11 Games	145739	WingsClassic	062.06.2015	20-220-204-52-5280-4465	300.00			
					Vendor Total:	300.00			
05655	Rohl Jr., Michael J.								
	Wheaton Wings Tournament Referee - 6 Games	145742	WingsClassic	062.06.2015	20-220-204-52-5280-4465	150.00			
					Vendor Total:	150.00			
05656	Rohl, Nicholas R.								
	Wheaton Wings Tournament Referee - 6 Games	145741	WingsClassic	062.06.2015	20-220-204-52-5280-4465	150.00			
					Vendor Total:	150.00			
05657	Rovens, Cory								
	Wheaton Wings Tournament Referee - 5 Games	145743	WingsClassic	062.06.2015	20-220-204-52-5280-4465	145.00			
					Vendor Total:	145.00			
05658	Schaller, Janek								
	Wheaton Wings Tournament Referee - 3 Games	145746	WingsClassic	062.06.2015	20-220-204-52-5280-4465	78.00			
					Vendor Total:	78.00			
05659	Schaller, Thomas								

Fund Description
Vendor No Vendor Name

Line	Item Description	Check No	Invoice Number	Batch Number	GL Account Number	Amount
	Wheaton Wings Tournament Referee - 3 Games	145747	WingsClassic	062.06.2015	20-220-204-52-5280-4465	78.00
					Vendor Total:	78.00
05660	Szpilski, Michal					
	Wheaton Wings Tournament Referee - 5 Games	145762	WingsClassic	062.06.2015	20-220-204-52-5280-4465	145.00
					Vendor Total:	145.00
05661	Leifheit, Rachael					
	Wheaton Wings Tournament Referee - 7 Games	145704	WingsClassic	062.06.2015	20-220-204-52-5280-4465	175.00
					Vendor Total:	175.00
05662	Lettenberger, Alexander					
	Wheaton Wings Tournament Referee - 2 Games	145705	WingsClassic	062.06.2015	20-220-204-52-5280-4465	50.00
					Vendor Total:	50.00
05663	Hill, Timothy					
	Wheaton Wings Tournament Referee - 7 Games	145687	WingsClassic	062.06.2015	20-220-204-52-5280-4465	185.00
					Vendor Total:	185.00
05664	Smith, Nathaniel					
	Wheaton Wings Tournament Referee - 7 Games	145752	WingsClassic	062.06.2015	20-220-204-52-5280-4465	195.00
					Vendor Total:	195.00
05665	Dursun, Eray					
	Wheaton Wings Tournament Referee - 8 Games	145834	WingsClassic	063.06.2015	20-220-204-52-5280-4465	210.00
					Vendor Total:	210.00
05666	Dvorak, Derek					
	Wheaton Wings Tournament Referee - 6 Games	145835	WingsClassic	063.06.2015	20-220-204-52-5280-4465	156.00
					Vendor Total:	156.00
05668	American Drapery Cleaners & Flameproofers Inc.					
	Clean & Flameproof Retardent to CC Stage Curt	145927	33997	064.06.2015	20-101-220-52-5210-0000	3,767.60
					Vendor Total:	3,767.60
05669	Brumlik, Sarah					
	Face Painter Taste of Wheaton 2015	145811	060615	063.06.2015	20-000-416-52-5241-1905	200.00
					Vendor Total:	200.00
05670	Mazurek, Kazimierz					
	Wheaton Wings Tournament Referee - 9 Games	145868	WingsClassic	063.06.2015	20-220-204-52-5280-4465	240.00
					Vendor Total:	240.00
05671	Burgess, Amie L.					
	Balloon Artist Taste of Wheaton	145941	060615	064.06.2015	20-000-416-52-5241-1905	185.00
					Vendor Total:	185.00
05672	Pugacewicz, Arkadiusz					
	Wheaton Wings Tournament Referee - 13 Games	145884	WingsClassic	063.06.2015	20-220-204-52-5280-4465	347.00
					Vendor Total:	347.00
05673	Belch, Janusz					
	Wheaton Wings Tournament Referee - 7 Games	145803	WingsClassic	063.06.2015	20-220-204-52-5280-4465	187.00
					Vendor Total:	187.00
05674	Mabini Systems Inc.					

Fund	Description	Vendor No	Vendor Name	Line Item Description	Check No	Invoice Number	Batch Number	GL Account Number	Amount
	Wheaton Wings Tournament Referees - Butchie	145863				052515	063.06.2015	20-220-204-52-5280-4465	50.00
	Wheaton Wings Referee Assignor Scheduling Fee	145863				INV-150502	063.06.2015	20-220-204-52-5280-4465	3,352.00
	Wheaton Wings Spring Classic Tournament Referee	145863				INV-150503	063.06.2015	20-220-204-52-5280-4465	1,550.00
								Vendor Total:	4,952.00
05676	Sawicki, Andrzej								
	Wheaton Wings Tournament Referee - 11 Games	145891				WingsClassic	063.06.2015	20-220-204-52-5280-4465	295.00
								Vendor Total:	295.00
05677	Sharkey, Liam								
	Wheaton Wings Tournament Referee - 10 Games	145893				WingsClassic	063.06.2015	20-220-204-52-5280-4465	266.00
								Vendor Total:	266.00
05678	Winans, Emma								
	Wheaton Wings Tournament Referee - 3 Games	145912				WingsClassic	063.06.2015	20-220-204-52-5280-4465	75.00
								Vendor Total:	75.00
05679	Henderson, Sean								
	Face Painter - Taste of Wheaton 2015	145850				060615	063.06.2015	20-000-416-52-5241-1905	200.00
								Vendor Total:	200.00
05680	Martinov, Slobodan								
	Wheaton Wings Tournament Referee - 3 Games	145989				WingsClassic	064.06.2015	20-220-204-52-5280-4465	80.00
								Vendor Total:	80.00
05681	Jimenez, Octavio								
	Wheaton Wings Tournament Referee - 14 Games	145853				WingsClassic	063.06.2015	20-220-204-52-5280-4465	367.00
								Vendor Total:	367.00
05682	Reinhart, Patrick Beck								
	Wings Assistant Referee 4/26	145887				Spring2015	063.06.2015	20-220-204-52-5280-4457	25.00
								Vendor Total:	25.00
05683	Koulogeorgas, George								
	Wheaton Wings Tournament Referee - 4 Games	145857				WingsClassic	063.06.2015	20-220-204-52-5280-4465	104.00
								Vendor Total:	104.00
05687	Shikany, Ethan C.								
	Wings Assistant Referee Fee 5/19 6/6 & 6/7/15	146026				Spring2015	064.06.2015	20-220-204-52-5280-4457	75.00
	Wheaton Wings Tournament Referee - 2 Games	145894				WingsClassic	063.06.2015	20-220-204-52-5280-4465	50.00
								Vendor Total:	125.00
05689	Pietras, Katelyn								
	Wheaton Wings Tournament Referee - 9 Games	146013				WingsClassic	064.06.2015	20-220-204-52-5280-4465	245.00
								Vendor Total:	245.00
05692	Winans, Ian								
	Wings Tournament Referee- 1 Game	146139				WingsClassic	071.07.2015	20-220-204-52-5280-4465	35.00
								Vendor Total:	35.00
05693	Heretyk, Sebastian								
	Wheaton Wings Tournament Referee - 4 Games	146081				WingsClassic	071.07.2015	20-220-204-52-5280-4465	104.00
								Vendor Total:	104.00
05694	Rozkuszka, Damian								
	Wheaton Wings Tournament Referee 17 Games	146118				WingsClassic	071.07.2015	20-220-204-52-5280-4465	389.00

Fund	Description	Vendor No	Vendor Name	Line Item Description	Check No	Invoice Number	Batch Number	GL Account Number	Amount
								Vendor Total:	389.00
05695	Reopelle, Kyle								
Wheaton Wings Tournament Referee- 7 Games		146117	WingsClassic	071.07.2015	20-220-204-52-5280-4465				205.00
								Vendor Total:	205.00
TMP*1123	De Castro, Charmaine								
Reimbursement of Referee Fees for Two Preside		145829	ReimbursementPC	063.06.2015	20-220-204-52-5280-4457				150.00
								Vendor Total:	150.00
TMP*1961	School, St. Michael								
Facility Refund for School		145791	1560526	162.06.2015	20-000-000-20-2025-0000				50.00
								Vendor Total:	50.00
TMP*2297	Temple, Carla								
Watercolors Refund for Temple		145794	1561859	162.06.2015	20-000-000-20-2025-0000				75.00
								Vendor Total:	75.00
TMP*2506	Family Medicine, Rush Copley								
Facility Refund for Family Medicine		146143	1576590	161.07.2015	20-000-000-20-2025-0000				1,440.00
								Vendor Total:	1,440.00
TMP*2605	Meyers, Daniel								
Facility Refund for Meyers		146043	1571077	164.06.2015	20-000-000-20-2025-0000				50.00
								Vendor Total:	50.00
TMP*2639	Snobl, Megan								
Girls Softball/College Refund for Snobl		145793	1560011	162.06.2015	20-000-000-20-2025-0000				90.00
								Vendor Total:	90.00
TMP*2640	Cin, Pau Khua								
KinderBallet Refund for Cin		145785	1560338	162.06.2015	20-000-000-20-2025-0000				40.00
								Vendor Total:	40.00
TMP*2641	Scout Troop 42076, Lowell School								
Facility Refund for Scout Troop 42076		145792	1560530	162.06.2015	20-000-000-20-2025-0000				80.00
								Vendor Total:	80.00
TMP*2642	Chesney, Mark								
Facility Refund for Chesney		145784	1560564	162.06.2015	20-000-000-20-2025-0000				50.00
								Vendor Total:	50.00
TMP*2643	Murphy, Kathleen								
Facility Refund for Murphy		145788	1560569	162.06.2015	20-000-000-20-2025-0000				50.00
								Vendor Total:	50.00
TMP*2644	Rosales, Leslie								
Facility Refund for Rosales		145789	1560571	162.06.2015	20-000-000-20-2025-0000				50.00
								Vendor Total:	50.00
TMP*2645	Wolf, Jessica								
Facility Refund for Wolf		145795	1560574	162.06.2015	20-000-000-20-2025-0000				50.00
								Vendor Total:	50.00
TMP*2646	Schmidt, Vicki								
Activity Refund for Schmidt		145790	1561599	162.06.2015	20-000-000-20-2025-0000				56.00

Fund **Description**
Vendor No **Vendor Name**

Line	Item Description	Check No	Invoice Number	Batch Number	GL Account Number	Amount
Vendor Total:						56.00
TMP*2647	Smyth, Margaret					
Facility Refund for Smyth		145917	1563895	163.06.2015	20-000-000-20-2025-0000	50.00
Vendor Total:						50.00
TMP*2648	Lauer, Shantel					
Facility Refund for Lauer		145916	1563902	163.06.2015	20-000-000-20-2025-0000	50.00
Vendor Total:						50.00
TMP*2649	Tibbit, Margaret					
Pass Refund for Tibbit		145918	1566152	163.06.2015	20-000-000-20-2025-0000	100.55
Pass Refund for Tibbit		145918	1566152	163.06.2015	20-000-000-20-2025-0000	143.32
Vendor Total:						243.87
TMP*2650	Tibbitt, James					
Pass Refund for Tibbitt		145919	1566156	163.06.2015	20-000-000-20-2025-0000	58.83
Vendor Total:						58.83
TMP*2652	Diaz, Andrea					
Facility Refund for Diaz		146040	1570659	164.06.2015	20-000-000-20-2025-0000	50.00
Vendor Total:						50.00
TMP*2653	Maxwell, Donna					
Girls Softball/HS Refund for Maxwell		146042	1572247	164.06.2015	20-000-000-20-2025-0000	130.00
Vendor Total:						130.00
TMP*2654	Lange, Marilyn					
Activity Refund for Lange		146041	1572418	164.06.2015	20-000-000-20-2025-0000	44.00
Vendor Total:						44.00
TMP*2655	Warren, Erik					
Pass Refund for Warren		146144	1576608	161.07.2015	20-000-000-20-2025-0000	55.73
Vendor Total:						55.73
TMP*606	HOARE, BARB					
Watercolors Refund for Hoare		145786	1561857	162.06.2015	20-000-000-20-2025-0000	75.00
Vendor Total:						75.00
TMP*763	Malherbe, Jeanmarie					
Facility Refund for Malherbe		145787	1560518	162.06.2015	20-000-000-20-2025-0000	110.00
Vendor Total:						110.00
Fund Total:						364,394.28
22	Cosley Zoo					
00016	Tyco Integrated Security LLC					
Cosley Zoo 070115-093015		0	133233339_0715	063.06.2015	22-101-000-52-5211-0000	475.99
Vendor Total:						475.99
00020	Albertsons					
Produce		145625	G01L0DEQL	062.06.2015	22-501-000-53-5339-0000	18.22
Vendor Total:						18.22
00045	Animal Feeds and Needs					
PDZ		145627	1024102	062.06.2015	22-501-000-53-5336-0000	13.99

Fund	Description	Vendor No	Vendor Name	Line Item Description	Check No	Invoice Number	Batch Number	GL Account Number	Amount
				Bagged Feed	145627	1024102	062.06.2015	22-501-000-53-5339-0000	335.22
				PDZ	145928	1025807	064.06.2015	22-501-000-53-5336-0000	13.99
				Bagged Feed	145928	1025807	064.06.2015	22-501-000-53-5339-0000	321.15
				Bagged Food	146047	1027554	071.07.2015	22-501-000-53-5339-0000	539.12
				Vendor Total:					1,223.47
00046	Animal Medical Clinic								
	Monthly Retainer for March/April/May	146048	54585	071.07.2015	22-501-000-52-5210-0000	450.00			
	Metacam	146048	54739	071.07.2015	22-501-000-53-5309-0000	33.18			
	Deer Parasite Screen	146048	54983	071.07.2015	22-501-000-54-5424-0000	21.00			
	Baytril/Vitamin B12/Cerenia Tabs/Zeniquin	146048	55371	071.07.2015	22-501-000-53-5309-0000	16.45			
	Bobcat Labs and Sedation	146048	55371	071.07.2015	22-501-000-54-5424-0000	501.22			
	Zeniquin and Lactulose	146048	55427	071.07.2015	22-501-000-53-5309-0000	16.00			
	Zeniquin	146048	55549	071.07.2015	22-501-000-53-5309-0000	11.47			
	Lactulose	145799	55739	063.06.2015	22-501-000-53-5309-0000	4.26			
	Duck Anesthesia	146048	55766	071.07.2015	22-501-000-54-5424-0000	38.32			
	Monthly Retainer for June	146048	55908	071.07.2015	22-501-000-52-5210-0000	150.00			
	Duck Culture	146048	55908	071.07.2015	22-501-000-54-5424-0000	146.24			
				Vendor Total:					1,388.14
00064	AT&T								
	District Wide 050215-060115	145630	26064006665_0615	062.06.2015	22-101-000-52-5262-0000	4.36			
	District Wide 050215-060115	145630	26064006665_0615	062.06.2015	22-501-000-52-5262-0000	381.68			
	Cosley Zoo 051715-061615	146049	630R061380_0615	071.07.2015	22-501-000-52-5262-0000	268.23			
	District Wide 051715-061615	146049	630Z040133_0615	071.07.2015	22-501-000-52-5262-0000	70.15			
	District Wide 051715-061615	146049	630Z040133_0615	071.07.2015	22-101-000-52-5262-0000	0.80			
	Cosley Zoo 051715-061615	146049	630Z991848_0615	071.07.2015	22-501-000-52-5262-0000	128.96			
				Vendor Total:					854.18
00068	AT&T Mobility								
	768-2406 WPD Wagner 051815-061715	146053	877051597_0615	071.07.2015	22-101-000-52-5265-0000	78.92			
				Vendor Total:					78.92
00069	AT&T Long Distance								
	District Wide 050915-060815	146052	854400680_0615	071.07.2015	22-501-000-52-5262-0000	7.79			
	District Wide 050915-060815	146052	854400680_0615	071.07.2015	22-101-000-52-5262-0000	0.09			
				Vendor Total:					7.88
00070	AT&T Internet								
	District Wide E-Mail Archive 060515-070415	145801	0004113_0715	063.06.2015	22-501-000-52-5240-0000	51.04			
	Cosley IP Services 061915-071815	146051	8310000633_0715	071.07.2015	22-000-000-52-5211-0000	240.32			
				Vendor Total:					291.36
00125	Black Gold Septic								
	Clean Settling Basins	145807	6827	063.06.2015	22-501-000-52-5210-0000	530.00			
				Vendor Total:					530.00
00139	Borter Heating and Air Conditioning Co. Inc.								
	Cosley Zoo Gift Shop A/C	145939	195790	064.06.2015	22-101-000-52-5210-0000	170.00			
	AC Repair in Turtle Room	145640	S195409	062.06.2015	22-101-000-52-5210-0000	690.00			
				Vendor Total:					860.00
00152	Buikemas Ace Hardware								
	PVC Plumbing	145940	280417A	064.06.2015	22-101-000-53-5311-0000	2.32			
	Paint Supplies	145940	280421A	064.06.2015	22-101-000-53-5347-0000	14.83			
	Building Supplies	145940	280697A	064.06.2015	22-101-000-53-5313-0000	41.79			

Fund	Description					
Vendor No	Vendor Name					
Line Item Description	Check No	Invoice Number	Batch Number	GL Account Number	Amount	
Vendor Total:					58.94	
00165	Carol Stream Animal Hospital					
Fecals/Labs	145816	00248597	063.06.2015	22-501-000-54-5424-000C	294.01	
Monthly Retainer	145816	00248597	063.06.2015	22-501-000-52-5210-000C	165.00	
Fecals/Labs	145816	00248598	063.06.2015	22-501-000-54-5424-000C	53.80	
Fecals/Labs	145816	00248599	063.06.2015	22-501-000-54-5424-000C	112.76	
Labs - Coccidia Test and Mouse Necropsy	145944	00248911	064.06.2015	22-501-000-54-5424-000C	81.31	
Ponazuril for Bluebird	145944	00249035	064.06.2015	22-501-000-53-5309-000C	8.00	
Vendor Total:					714.88	
00172	CBMTGreenhouse Inc.					
Zoo Annuals	145648	28910	062.06.2015	22-101-000-53-5331-000C	493.50	
Vendor Total:					493.50	
00193	City of Wheaton					
Cosley Zoo 050615-060415	145950	0310000100_0615	064.06.2015	22-501-000-52-5264-000C	146.65	
Cosley Zoo 050615-060415	145950	0310000200_0615	064.06.2015	22-501-000-52-5264-000C	608.15	
Cosley Bobcat 050615-060415	145950	0310000300_0615	064.06.2015	22-501-000-52-5264-000C	48.48	
Vendor Total:					803.28	
00240	Duchaj Bros.					
150 Bales Hay	145831	060815	063.06.2015	22-501-000-53-5339-000C	900.00	
Vendor Total:					900.00	
00386	Hagg Press Inc					
Business Cards Cosley	0	60157	063.06.2015	22-501-000-52-5235-000C	37.85	
Business Cards Cosley	0	60157	063.06.2015	22-501-000-52-5235-000C	37.85	
Vendor Total:					75.70	
00409	Communications Direct Inc					
Replacement 2-Way Radio	145826	IN130832	063.06.2015	22-501-000-53-5315-000C	302.50	
Vendor Total:					302.50	
00417	Constellation NewEnergy Inc.					
Cosley Zoo 052015-061815	146069	8519798002_0615	071.07.2015	22-501-000-52-5260-000C	2,510.17	
Vendor Total:					2,510.17	
00437	Reedy Equipment Services Inc.					
Ice Machine Rental June 2015	145886	0066311	063.06.2015	22-501-000-52-5220-000C	39.67	
Vendor Total:					39.67	
00628	PETER E. MILLER					
Cow Hoof Trim	146111	061615	071.07.2015	22-501-000-52-5210-000C	80.00	
Vendor Total:					80.00	
00680	Northern Illinois Gas Company					
Cosley Zoo 051315-061515	146003	3015221000_0615	064.06.2015	22-501-000-52-5261-000C	103.17	
Vendor Total:					103.17	
00734	PAYCHEX MAJOR MARKET SERVICES					
ESR June 2015	0	13143471	141.06.2015	22-000-000-52-5211-000C	11.61	
6/12/15 Payroll Processing	0	963154	141.06.2015	22-000-000-52-5211-000C	60.21	
6/26/15 Payroll Processing	0	965221	141.06.2015	22-000-000-52-5211-000C	62.96	
Vendor Total:					134.78	

Fund	Description	Vendor No	Vendor Name	Line Item Description	Check No	Invoice Number	Batch Number	GL Account Number	Amount
00738	CTM Group Inc.			Reimbursement of 75% of Souvenir Penny Sales	145664	Pen13May-1223	062.06.2015	22-501-000-54-5433-0000	175.87
Vendor Total:									175.87
00799	CCS Contractor Equipment & Supply Inc.			Cosley Zoo Pavers	145946	11572354	064.06.2015	22-101-000-53-5313-0000	179.30
Vendor Total:									179.30
00851	Shanes Office Products			Binding Supplies	145751	0349655-001	062.06.2015	22-501-000-53-5302-0000	55.30
	Office Supplies				145751	0350362-001	062.06.2015	22-501-000-53-5302-0000	465.52
Vendor Total:									520.82
00980	Unilock Chicago Inc.			Material for Cosley	145904	SIN2286585	063.06.2015	22-501-000-53-5338-0000	1,094.40
Vendor Total:									1,094.40
01023	Waste Management of Illinois Inc			Cosley Zoo July 2015	146133	9885620113_0715	071.07.2015	22-501-000-52-5263-0000	766.83
Vendor Total:									766.83
01042	WHEATON MEAT CO INC			Bones	145776	W09546	062.06.2015	22-501-000-53-5339-0000	118.24
Vendor Total:									118.24
01043	Wheaton Sanitary District			Cosley Zoo 050715-060715	146137	026475000_0615	071.07.2015	22-501-000-52-5264-0000	44.42
				Cosley Zoo 050715-060715	146137	026477000_0615	071.07.2015	22-501-000-52-5264-0000	225.77
Vendor Total:									270.19
01082	Young's Grain Farms			174 Bales Straw	145783	550288	062.06.2015	22-501-000-53-5336-0000	739.50
				174 Bales of Straw	146141	550289	071.07.2015	22-501-000-53-5336-0000	739.00
Vendor Total:									1,478.50
02300	Home Depot Credit Services			Hardware	145688	1010382	062.06.2015	22-101-000-53-5313-0000	36.55
				Treds for Caboose	145688	1020711	062.06.2015	22-101-000-53-5313-0000	25.94
				Zoo Paint	145688	24925	062.06.2015	22-101-000-53-5347-0000	157.31
				Paint Supplies for Cosley	145688	3020289	062.06.2015	22-101-000-53-5347-0000	169.94
				Plumbing Supplies for Cosley	145688	3020289	062.06.2015	22-101-000-53-5311-0000	8.38
				Pump Plumbing Zoo	145688	3021958	062.06.2015	22-101-000-53-5311-0000	69.97
				Supplies	145688	7021466	062.06.2015	22-101-000-53-5311-0000	112.42
				Plumbing Supplies for Zoo	145688	9022877	062.06.2015	22-101-000-53-5311-0000	3.41
Vendor Total:									583.92
03755	Family Time Magazine			Cosley Zoo Advertising	145839	13459	063.06.2015	22-350-415-54-5426-0000	126.80
Vendor Total:									126.80
04121	UMB Bank N.A.			Day Planner for Education Manager	0	0090_1505050000	171.06.2015	22-501-000-53-5302-0000	32.85
				Respirators in Preparation for Potential Avian Flu	0	0090_1505180000	171.06.2015	22-501-000-53-5303-0000	350.35
				Postage & Printing Uncorked	0	0175_1505290000	171.06.2015	22-220-206-53-5301-6690	414.51
				Postage & Printing Uncorked	0	0175_1505290000	171.06.2015	22-220-206-53-5301-6690	127.80
				Leads for Zoo Rentals	0	0306_1505010000	171.06.2015	22-350-415-54-5426-0000	39.50

Fund **Description**
Vendor No **Vendor Name**

Line Item Description	Check No	Invoice Number	Batch Number	GL Account Number	Amount
Brass Blank Cover	0	0348_1505280000	171.06.2015	22-101-000-53-5313-0000	88.20
Produce and Wipes	0	0513_1505010000	171.06.2015	22-501-000-53-5339-0000	31.12
Latex Gloves	0	0513_1505040000	171.06.2015	22-220-206-53-5301-6664	26.97
De-Wormer	0	0513_1505040000	171.06.2015	22-501-000-53-5309-0000	170.71
Clipper Pegs	0	0513_1505060000	171.06.2015	22-501-000-53-5336-0000	24.24
Feed Pans	0	0513_1505080000	171.06.2015	22-501-000-53-5336-0000	118.44
SDS Binders	0	0513_1505080000	171.06.2015	22-501-000-53-5302-0000	102.43
Returned Product	0	0513_1505080000	171.06.2015	22-501-000-53-5339-0000	-3.22
Brass Hose Nozzles	0	0513_1505080000	171.06.2015	22-501-000-53-5336-0000	136.89
Baby Wipes	0	0513_1505080000	171.06.2015	22-220-206-53-5301-6660	4.00
Cleaning Supplies	0	0513_1505080000	171.06.2015	22-501-000-53-5302-0000	14.08
Produce	0	0513_1505080000	171.06.2015	22-501-000-53-5339-0000	37.44
Parts for Water Fonts for Domestic Animals	0	0513_1505080000	171.06.2015	22-501-000-53-5336-0000	32.45
Rodents	0	0513_1505110000	171.06.2015	22-501-000-53-5339-0000	892.82
Footbath Scrub Brushes	0	0513_1505120000	171.06.2015	22-501-000-53-5336-0000	65.90
Killdeer Flight	0	0513_1505130000	171.06.2015	22-501-000-53-5325-0000	154.06
Bulbs	0	0513_1505130000	171.06.2015	22-501-000-53-5312-0000	207.29
Measuring Cups	0	0513_1505150000	171.06.2015	22-501-000-53-5336-0000	6.00
Eye Wash	0	0513_1505150000	171.06.2015	22-501-000-53-5309-0000	4.15
Wall Hooks	0	0513_1505150000	171.06.2015	22-501-000-53-5336-0000	8.99
Produce	0	0513_1505150000	171.06.2015	22-501-000-53-5339-0000	65.98
Disinfectant	0	0513_1505210000	171.06.2015	22-501-000-53-5336-0000	84.28
Pine Shavings	0	0513_1505220000	171.06.2015	22-501-000-53-5336-0000	189.62
Insects	0	0513_1505250000	171.06.2015	22-501-000-53-5339-0000	70.00
Produce	0	0513_1505290000	171.06.2015	22-501-000-53-5339-0000	34.13
Pine Shavings	0	0513_1505300000	171.06.2015	22-501-000-53-5336-0000	171.60
Button Making Supplies for Camp	0	0521_1505190000	171.06.2015	22-220-206-53-5301-6662	38.97
Button Making Supplies for Backpacks	0	0521_1505190000	171.06.2015	22-220-206-53-5301-6650	38.98
Summer Teen Shirts	0	0521_1505210000	171.06.2015	22-220-206-53-5301-6655	112.96
Wooden Frog for Caboose	0	0521_1505290000	171.06.2015	22-220-206-53-5301-6650	14.95
Vendor Total:					3,909.44
04221 Plug & Pay Technologies					
05/15 Plug N Pay Fees	0	053115	141.06.2015	22-501-000-52-5239-0000	41.95
Vendor Total:					41.95
04267 Martin Whalen Group Inc					
Cosley Zoo 060115-063015	0	70564_0615	062.06.2015	22-501-000-52-5211-0000	182.58
Vendor Total:					182.58
04296 Culligan DuPage Soft Water Service Inc					
Drinking Water- Cosley	145828	261974_0515W	063.06.2015	22-501-000-52-5220-0000	64.90
Drinking Water- Cosley	145828	261974_0515W	063.06.2015	22-501-000-52-5220-0000	35.40
Cooler Rental June 2015	145828	261974_0615R	063.06.2015	22-501-000-52-5220-0000	6.00
Vendor Total:					106.30
04557 Staples Contract and Commercial Inc					
Cosley Custodial Supplies	145758	3267650612	062.06.2015	22-101-000-53-5316-0000	316.05
Urinal Screen	145758	3267650613	062.06.2015	22-101-000-53-5316-0000	32.89
Vendor Total:					348.94
04800 Advanced Disposal Services Solid Waste Midwest LLC					
Cosley Zoo 060115-063015	145622	T0199239CZ_0615	062.06.2015	22-501-000-52-5263-0000	9.37
Vendor Total:					9.37
05104 Westmore Supply					
Material	145775	M34674	062.06.2015	22-101-000-53-5331-0000	266.76

Fund	Description	Vendor No	Vendor Name	Line Item Description	Check No	Invoice Number	Batch Number	GL Account Number	Amount
	Material				145775	M34677	062.06.2015	22-101-000-53-5331-0000	479.74
Vendor Total:									746.50
05210	Screenvision								
	Monthly Ad at Ogden 6/6/12/15-7/9/15				146024	LOC_000075199	064.06.2015	22-350-415-54-5426-0000	446.00
Vendor Total:									446.00
05361	o8o Leasing LLC								
	Reimbursement of 50% of Wind Machine Sales				146105	0515	071.07.2015	22-501-000-54-5433-0000	152.13
Vendor Total:									152.13
05431	LaForce Inc.								
	Door to Red Tail Hawk				145986	875555 RI	064.06.2015	22-101-000-53-5313-0000	812.00
	Door to Kestrel Hawk				145986	875556 RI	064.06.2015	22-101-000-53-5313-0000	812.00
Vendor Total:									1,624.00
Fund Total:									24,826.83
23	Liability								
00279	Ferret								
	Background Checks 5/24/15-5/30/15				145676	WHEAPD053015-1	062.06.2015	23-418-000-52-5208-0000	53.70
	Background Checks 05/30/15-06/06/15				145840	WHEAPD060615-1	063.06.2015	23-418-000-52-5208-0000	34.90
	Background Check 6/14/15-6/20/15				146076	WHEAPD062015-1	071.07.2015	23-418-000-52-5208-0000	17.00
Vendor Total:									105.60
00451	ILLINOIS STATE POLICE								
	Replenish ISP Background Check Fees				145981	061515	064.06.2015	23-418-000-52-5208-0000	5,000.00
Vendor Total:									5,000.00
00561	The Lifeguard Store								
	AED Supplies for the Park District				145763	INV275089	062.06.2015	23-000-000-53-5302-0000	1,702.85
Vendor Total:									1,702.85
00725	Park District Risk Mgmt Agency								
	Property				146010	May 2015	064.06.2015	23-000-000-52-5270-0000	13,631.04
	Liability				146010	May 2015	064.06.2015	23-000-000-52-5271-0000	5,895.41
	Workers Compensation				146010	May 2015	064.06.2015	23-000-000-52-5273-0000	18,971.30
	Pollution				146010	May 2015	064.06.2015	23-000-000-52-5277-0000	400.46
	Employment Practice				146010	May 2015	064.06.2015	23-000-000-52-5276-0000	2,287.88
Vendor Total:									41,186.09
05076	Occupational Health Centers of Illinois PC								
	Back Evaluations - PSC 5/19/15-5/21/15				0	1008857499	062.06.2015	23-418-000-52-5208-0000	148.50
	Drug Testing-Recreation 05/26/15-06/01/15				0	1008870428	063.06.2015	23-418-000-52-5208-0000	285.00
	Back Evaluations & FT Preplacement 05/26/15--				0	1008870428	063.06.2015	23-418-000-52-5208-0000	412.50
	Recreation - Back Evaluation 6/9/15-6/12/15				0	1008891806	071.07.2015	23-418-000-52-5208-0000	165.00
	PSC - Back Evaluation 6/9/15-6/12/15				0	1008891806	071.07.2015	23-418-000-52-5208-0000	99.00
	PSC - Back Evaluations 6/17/15-6/22/15				0	1008903502	071.07.2015	23-418-000-52-5208-0000	99.00
Vendor Total:									1,209.00
Fund Total:									49,203.54
24	Audit								
03756	Selden Fox Ltd.								
	April 2015 Progress Billing for FY2014 Audit				145750	194977-75910	062.06.2015	24-000-000-52-5203-0000	1,400.00

Fund	Description					
Vendor No	Vendor Name					
Line Item Description	Check No	Invoice Number	Batch Number	GL Account Number	Amount	
Vendor Total:						1,400.00
Fund Total:						1,400.00
26	IMRF					
00465	I.M.R.F.					
May 2015 IMRF	0	053115	141.06.2015	26-000-000-21-2124-0000	85,500.19	
Vendor Total:						85,500.19
Fund Total:						85,500.19
40	Capital Projects					
00021	Alexander Equipment Co. Inc.					
Forestry Hard Hats & Fuel for Chainsaws	146046	112807	071.07.2015	40-800-822-53-5301-0000	247.59	
Vendor Total:						247.59
00064	AT&T					
District Wide 050215-060115	145630	26064006665_0615	062.06.2015	40-101-000-52-5262-0000	97.92	
District Wide 051715-061615	146049	630Z040133_0615	071.07.2015	40-101-000-52-5262-0000	18.00	
Vendor Total:						115.92
00069	AT&T Long Distance					
District Wide 050915-060815	146052	854400680_0615	071.07.2015	40-101-000-52-5262-0000	2.00	
Vendor Total:						2.00
00070	AT&T Internet					
District Wide E-Mail Archive 060515-070415	145801	0004113_0715	063.06.2015	40-000-000-52-5240-0000	6.38	
Vendor Total:						6.38
00139	Borter Heating and Air Conditioning Co. Inc.					
Duct Work for New Fan	146055	98	071.07.2015	40-000-000-57-5701-0000	131.79	
Vendor Total:						131.79
00152	Buikemas Ace Hardware					
Play for All Open House Project	145940	280787A	064.06.2015	40-000-188-57-5701-0000	41.86	
Paving Repairs CC Parking Lot	145940	349132B	064.06.2015	40-101-000-53-5302-0000	35.07	
Vendor Total:						76.93
00277	Federal Express Corporation					
Planning Mailings	145674	5-046-07884	062.06.2015	40-000-000-53-5304-0000	45.60	
Vendor Total:						45.60
00517	DEMAND AND PRECISION PARTS CO					
Atten #18 Sideline Netting	145830	41485	063.06.2015	40-800-805-53-5301-0000	4,060.00	
Vendor Total:						4,060.00
00615	MENARDS WEST CHICAGO					
Bobcat Repair	146096	72911	071.07.2015	40-000-000-57-5701-0000	508.01	
Vendor Total:						508.01
00764	Prairie Material					
Special Baseball Netting/Fencing Atten 18	146016	886168227	064.06.2015	40-800-805-53-5301-0000	1,086.25	
Vendor Total:						1,086.25
00794	RENTALMAX L.L.C.					

Fund	Description	Vendor No	Vendor Name	Line Item Description	Check No	Invoice Number	Batch Number	GL Account Number	Amount
				Rodder Rental	146116	101284-8	071.07.2015	40-000-000-57-5701-0000	122.03
								Vendor Total:	122.03
00799	CCS Contractor Equipment & Supply Inc.			Material for Play for All	145818	11571600	063.06.2015	40-000-188-57-5701-0000	655.81
								Vendor Total:	655.81
01068	Wm. F. Meyer Co.			Play for All Material	145779	S2937237.001	062.06.2015	40-000-188-57-5701-0000	1,540.66
				Play for All Material	145779	S2937237.002	062.06.2015	40-000-188-57-5701-0000	96.77
				Play for All Material	145779	S2938128.001	062.06.2015	40-000-188-57-5701-0000	1,144.12
								Vendor Total:	2,781.55
02300	Home Depot Credit Services			Bobcat Repair	145688	3020239	062.06.2015	40-000-000-57-5701-0000	101.51
				Supplies	145688	3211212	062.06.2015	40-101-000-53-5302-0000	82.90
								Vendor Total:	184.41
02378	JMS Environmental Associates Ltd.			CAC Asbestos Inspection	145985	2082900	064.06.2015	40-000-187-57-5701-0000	320.00
								Vendor Total:	320.00
03547	Mel-O-Air			Install 2 Ceiling Fans in Bobcat Building	145715	15499-116	062.06.2015	40-000-000-57-5701-0000	650.00
								Vendor Total:	650.00
04036	Bronze Memorial Company			Memorial Arrowhead	0	530912	063.06.2015	40-101-000-53-5338-0000	150.75
								Vendor Total:	150.75
04121	UMB Bank N.A.			Bobcat Repair	0	0118_1505190000	171.06.2015	40-000-000-57-5701-0000	340.45
				Play for All Material	0	0118_1505280000	171.06.2015	40-000-188-57-5701-0000	111.19
				Play for All Material	0	0118_1505290000	171.06.2015	40-000-188-57-5701-0000	104.57
				Coffee & Snacks for Play Day Training	0	0175_1505300000	171.06.2015	40-000-188-53-5302-0000	28.12
				2015 NRPA Annual Conference Registration	0	0208_1505280000	171.06.2015	40-000-000-54-5432-0000	485.00
				Membership Renewal IAFSM	0	0208_1505290000	171.06.2015	40-000-000-54-5425-0000	25.00
				Adhesive and Sealant for Memorial Plaques	0	0249_1505280000	171.06.2015	40-101-000-53-5338-0000	21.80
				Deck Screws	0	0272_1505050000	171.06.2015	40-800-822-53-5301-0000	20.69
				LMNA Supplies	0	0272_1505060000	171.06.2015	40-800-822-53-5301-0000	219.00
				LMNA Supplies	0	0272_1505060000	171.06.2015	40-800-822-53-5301-0000	30.25
				Cosley Bobcat Ductwork	0	0330_1505140000	171.06.2015	40-000-000-57-5701-0000	109.32
				Cosley Bobcat Exhaust Fans	0	0330_1505140000	171.06.2015	40-000-000-57-5701-0000	358.00
				Cosley Bobcat Exhibit Roofing Supplies	0	0330_1505140000	171.06.2015	40-000-000-57-5701-0000	183.98
				Cosley Bobcat Plumbing Supplies for Ductwork	0	0330_1505140000	171.06.2015	40-000-000-57-5701-0000	360.52
				Cosley Dehumidistat	0	0330_1505280000	171.06.2015	40-000-000-57-5701-0000	31.75
				Cosley Bobcat Exhibit Thermostat	0	0330_1505290000	171.06.2015	40-000-000-57-5701-0000	14.99
				Name Badges for Play 4 All Playdate	0	0439_1505290000	171.06.2015	40-000-188-12-1226-0000	5.49
				NRPA Director of Planning & Super of SF Room	0	0463_1505040000	171.06.2015	40-000-000-54-5432-0000	77.84
								Vendor Total:	2,527.96
04557	Staples Contract and Commercial Inc			Sensory Garden Trifold Brochures	145896	3257750112	063.06.2015	40-000-188-12-1226-0000	386.91
								Vendor Total:	386.91
05091	Grasso Graphics Inc								

Fund	Description	Vendor No	Vendor Name	Line Item Description	Check No	Invoice Number	Batch Number	GL Account Number	Amount
				Preview/Play Day Post Card Printing and Mailin	145973	26954	064.06.2015	40-000-188-12-1226-0000	805.67
								Vendor Total:	805.67
05191	Lafarge Aggregates Illinois Inc.			Material for Sensory Garden/Play for All	145858	33488077	063.06.2015	40-000-188-57-5701-0000	807.03
								Vendor Total:	807.03
05415	Integrated Lakes Management Inc.			Buffer Maintenance	145982	22938	064.06.2015	40-000-184-57-5701-0000	2,565.00
								Vendor Total:	2,565.00
05548	Midwest Trading Horticultural Supplies Inc.			Dirt for Sensory	145996	1403140	064.06.2015	40-000-188-57-5701-0000	661.00
				Dirt for Sensory	145996	1403141	064.06.2015	40-000-188-57-5701-0000	661.00
								Vendor Total:	1,322.00
05596	Voris Mechanical Inc.			Community Center Boiler Replacement	145908	15-001	063.06.2015	40-800-846-57-5701-0000	8,900.10
								Vendor Total:	8,900.10
05686	Go Foam Inc.			Bobcat Repair	145971	052115	064.06.2015	40-000-000-57-5701-0000	4,625.00
								Vendor Total:	4,625.00
05690	Fucrite Systems Landscaping Inc			Cosley Zoo Pavers	145967	1147	064.06.2015	40-800-813-52-5210-0000	17,946.90
								Vendor Total:	17,946.90
								Fund Total:	51,031.59
60	Golf Fund								
00007	Aramark			Inv# 2080027147 Linen Service Banquets	145628	2080027147	062.06.2015	60-612-901-52-5222-0000	728.62
				Inv# 2080027147 Linen Service Restaurant	145628	2080027147	062.06.2015	60-612-902-52-5222-0000	553.79
				Inv# 2080037040 Linen Service Restaurant	145628	2080037040	062.06.2015	60-612-902-52-5222-0000	618.83
				Inv# 2080037040 Linen Service Banquets	145628	2080037040	062.06.2015	60-612-901-52-5222-0000	789.04
				Inv# 2080047059 Linen Service Banquets	145628	2080047059	062.06.2015	60-612-901-52-5222-0000	731.07
				Inv# 2080047059 Linen Service Restaurant	145628	2080047059	062.06.2015	60-612-902-52-5222-0000	560.90
				Inv# 2080056960 Linen Service Restaurant	145628	2080056960	062.06.2015	60-612-902-52-5222-0000	552.02
				Inv# 2080056960 Linen Service Banquets	145628	2080056960	062.06.2015	60-612-901-52-5222-0000	728.34
								Vendor Total:	5,262.61
00018	Airgas USA LLC			Tank Rental	145924	9927751674	064.06.2015	60-000-000-53-5313-0000	13.36
								Vendor Total:	13.36
00019	Alarm Detection Systems			AGC Golf Course Jul-Sep 2015	0	10721_0915	063.06.2015	60-000-000-52-5211-0000	1,695.15
				Cooler Alarm	0	SI-416182	063.06.2015	60-612-000-57-5706-0000	1,461.67
								Vendor Total:	3,156.82
00043	Anderson Pest Solutions			Quarterly Pest Management Services at AGC	0	3340188	063.06.2015	60-000-000-52-5210-0000	108.00
				Monthly Pest Management Services at AGC Jun 0		3390526	063.06.2015	60-000-000-52-5210-0000	167.92
								Vendor Total:	275.92

Fund	Description	Vendor No	Vendor Name	Line Item Description	Check No	Invoice Number	Batch Number	GL Account Number	Amount
00064	AT&T								
	District Wide 050215-060115				145630	26064006665_0615	062.06.2015	60-000-415-52-5262-000C	47.39
	District Wide 050215-060115				145630	26064006665_0615	062.06.2015	60-601-000-52-5262-000C	16.84
	District Wide 050215-060115				145630	26064006665_0615	062.06.2015	60-611-000-52-5262-000C	643.62
	District Wide 050215-060115				145630	26064006665_0615	062.06.2015	60-612-901-52-5262-000C	637.99
	District Wide 050215-060115				145630	26064006665_0615	062.06.2015	60-612-902-52-5262-000C	448.41
	District Wide 050215-060115				145630	26064006665_0615	062.06.2015	60-613-000-52-5262-000C	10.60
	AGC Clubhouse 052015-061915				146049	6305889356_0615	071.07.2015	60-611-000-52-5262-000C	51.66
	AGC Clubhouse 052015-061915				146049	6305889356_0615	071.07.2015	60-612-901-52-5262-000C	51.66
	AGC Clubhouse 052015-061915				146049	6305889356_0615	071.07.2015	60-612-902-52-5262-000C	53.22
	AGC Clubhouse 042315-052215				145630	6306535864_0515	062.06.2015	60-611-000-52-5262-000C	17.75
	AGC Clubhouse 042315-052215				145630	6306535864_0515	062.06.2015	60-612-901-52-5262-000C	17.74
	AGC Clubhouse 042315-052215				145630	6306535864_0515	062.06.2015	60-612-902-52-5262-000C	18.29
	AGC Clubhouse 052315-062215				146049	6306535864_0615	071.07.2015	60-611-000-52-5262-000C	17.71
	AGC Clubhouse 052315-062215				146049	6306535864_0615	071.07.2015	60-612-901-52-5262-000C	17.71
	AGC Clubhouse 052315-062215				146049	6306535864_0615	071.07.2015	60-612-902-52-5262-000C	18.25
	AGC Clubhouse 050515-060415				145800	6306658609_0615	063.06.2015	60-612-902-52-5262-000C	17.23
	AGC Clubhouse 050515-060415				145800	6306658609_0615	063.06.2015	60-611-000-52-5262-000C	16.73
	AGC Clubhouse 050515-060415				145800	6306658609_0615	063.06.2015	60-612-901-52-5262-000C	16.73
	AGC Clubhouse 051715-061615				146049	630R050364_0615	071.07.2015	60-611-000-52-5262-000C	205.53
	AGC Clubhouse 051715-061615				146049	630R050364_0615	071.07.2015	60-612-901-52-5262-000C	205.54
	AGC Clubhouse 051715-061615				146049	630R050364_0615	071.07.2015	60-612-902-52-5262-000C	211.76
	District Wide 051715-061615				146049	630Z040133_0615	071.07.2015	60-601-000-52-5262-000C	3.10
	District Wide 051715-061615				146049	630Z040133_0615	071.07.2015	60-611-000-52-5262-000C	118.29
	District Wide 051715-061615				146049	630Z040133_0615	071.07.2015	60-612-901-52-5262-000C	117.27
	District Wide 051715-061615				146049	630Z040133_0615	071.07.2015	60-612-902-52-5262-000C	82.42
	District Wide 051715-061615				146049	630Z040133_0615	071.07.2015	60-613-000-52-5262-000C	1.95
	District Wide 051715-061615				146049	630Z040133_0615	071.07.2015	60-000-415-52-5262-000C	8.71
Vendor Total:									3,074.10
00065	AT&T								
	AGC Clubhouse 052315-062215				146050	6309050364_0615	071.07.2015	60-611-000-52-5262-000C	14.03
	AGC Clubhouse 052315-062215				146050	6309050364_0615	071.07.2015	60-612-902-52-5262-000C	14.45
	AGC Clubhouse 052315-062215				146050	6309050364_0615	071.07.2015	60-612-901-52-5262-000C	14.02
Vendor Total:									42.50
00068	AT&T Mobility								
	779-3388 D. Salerno 051815-061715				146053	877051597_0615	071.07.2015	60-000-000-52-5265-000C	95.92
	338-2382 A. Pirhofer 051815-061715				146053	877051597_0615	071.07.2015	60-000-000-52-5265-000C	78.92
	619-962-9196 L. Benney 051815-061715				146053	877051597_0615	071.07.2015	60-000-000-52-5265-000C	105.20
	957-8730 A. Bendy 051815-061715				146053	877051597_0615	071.07.2015	60-000-000-52-5265-000C	108.63
Vendor Total:									388.67
00069	AT&T Long Distance								
	District Wide 050915-060815				146052	854400680_0615	071.07.2015	60-601-000-52-5262-000C	0.34
	District Wide 050915-060815				146052	854400680_0615	071.07.2015	60-611-000-52-5262-000C	13.15
	District Wide 050915-060815				146052	854400680_0615	071.07.2015	60-612-901-52-5262-000C	13.02
	District Wide 050915-060815				146052	854400680_0615	071.07.2015	60-612-902-52-5262-000C	9.16
	District Wide 050915-060815				146052	854400680_0615	071.07.2015	60-613-000-52-5262-000C	0.21
	District Wide 050915-060815				146052	854400680_0615	071.07.2015	60-000-415-52-5262-000C	0.97
Vendor Total:									36.85
00070	AT&T Internet								
	District Wide E-Mail Archive 060515-070415				145801	0004113_0715	063.06.2015	60-000-000-52-5240-000C	153.14
	AGC IP Services 061915-071815				146051	8310000633_0715	071.07.2015	60-000-000-52-5211-000C	240.31
Vendor Total:									393.45

Fund	Description	Vendor No	Vendor Name	Line Item Description	Check No	Invoice Number	Batch Number	GL Account Number	Amount
00092	The Barn Owl			LP Gas for Patio Heaters	145901	31714	063.06.2015	60-612-902-53-5388-000C	168.60
Vendor Total:									168.60
00104	Beaver Creek Nursery Inc.			13 Nursery Trees (Less Sales Tax)	145934	38806300	064.06.2015	60-601-000-53-5331-000C	4,705.00
Vendor Total:									4,705.00
00125	Black Gold Septic			Pump Outside Grease Trap	145937	6782	064.06.2015	60-612-000-52-5210-000C	255.00
Vendor Total:									255.00
00152	Buikemas Ace Hardware			Flowers for Restaurant and Proshop Entrance	145940	348984B	064.06.2015	60-601-000-53-5331-000C	35.97
				Building Supplies	145940	348986B	064.06.2015	60-000-000-53-5313-000C	27.83
				Building Supplies	145940	348992B	064.06.2015	60-000-000-53-5313-000C	29.73
				Building Supplies	145940	349000B	064.06.2015	60-000-000-53-5313-000C	95.37
				Building Supplies	145940	349022B	064.06.2015	60-000-000-53-5313-000C	57.16
				Hand Shovels	145940	349038B	064.06.2015	60-601-000-53-5313-000C	62.92
				Electrical Supplies	145940	349099B	064.06.2015	60-000-000-53-5312-000C	48.03
				Miscellaneous Supplies for Shop	145940	349121B	064.06.2015	60-601-000-53-5313-000C	135.93
				Electrical Supplies	145940	349136B	064.06.2015	60-000-000-53-5312-000C	82.65
Vendor Total:									575.59
00162	Callaway Golf Company			Callaway Credit	145645	925914834	062.06.2015	60-000-000-14-1432-000C	-1,375.00
				Callaway Credit	145645	925914834	062.06.2015	60-000-000-14-1430-000C	-74.53
				Callaway XR 3 Hybrid	145645	925974227	062.06.2015	60-000-000-14-1430-000C	164.76
				Customer Irons and Woods	145815	925990071	063.06.2015	60-000-000-14-1430-000C	396.26
				IR RH XR Pros	145645	926008380	062.06.2015	60-000-000-14-1430-000C	577.92
				Customer Irons and Woods	145815	926034298	063.06.2015	60-000-000-14-1430-000C	706.34
				100 Dozen Logo Balls	145645	926047091	062.06.2015	60-000-000-14-1432-000C	1,375.00
				Credit for Inv# 926008380 IR RH XR Pros	145645	926049872	062.06.2015	60-000-000-14-1430-000C	-577.92
				Rebate Credit	145815	926069253	063.06.2015	60-000-000-14-1430-000C	-316.00
				5 Hybrid Club	146058	926089275	071.07.2015	60-000-000-14-1430-000C	201.30
Vendor Total:									1,078.13
00172	CBMTGreenhouse Inc.			AGC Summer Annuals	145648	28909	062.06.2015	60-101-000-53-5331-000C	4,747.20
Vendor Total:									4,747.20
00179	Chicagoland Turf			Secure 2.5 Gal	145651	INV46929d	062.06.2015	60-601-000-53-5335-000C	11,300.00
				Bayer Utility Pak - 3 Cases Interface and 2 Gal T	146063	INV47399	071.07.2015	60-601-000-53-5335-000C	10,400.00
				Knockdown Defoamer	145949	INV49909	064.06.2015	60-601-000-53-5335-000C	239.88
				Cutless 50 WSP Super Pack 60 8oz	145949	INV49910	064.06.2015	60-601-000-53-5335-000C	3,810.00
				Umaxx	145949	INV49923	064.06.2015	60-601-000-53-5335-000C	119.52
Vendor Total:									25,869.40
00180	Chicago District Golf Assoc.			CDGA 2015 Marketing Program	145820	232	063.06.2015	60-611-415-54-5426-000C	5,000.00
Vendor Total:									5,000.00
00183	Tribune Publishing Company LLC			Arrowhead Golf Advertising	145903	CTC0789891	063.06.2015	60-611-415-54-5426-000C	696.00

Fund	Description	Vendor No	Vendor Name	Line Item Description	Check No	Invoice Number	Batch Number	GL Account Number	Amount
Vendor Total:									696.00
00187	Christensen, Robert								
	Mileage Reimbursement May 2015	0	053115	064.06.2015	60-000-000-54-5422-0000				93.15
Vendor Total:									93.15
00191	Cimco Communications Inc.								
	AGC Clubhouse June 2015	146064	00047521_0615	071.07.2015	60-611-000-52-5262-0000				76.69
	AGC Clubhouse June 2015	146064	00047521_0615	071.07.2015	60-612-901-52-5262-0000				76.69
	AGC Clubhouse June 2015	146064	00047521_0615	071.07.2015	60-612-902-52-5262-0000				79.02
Vendor Total:									232.40
00193	City of Wheaton								
	AGC Clubhouse 050815-060815	145950	0293553000_0615	064.06.2015	60-000-000-52-5264-0000				1,246.06
	AGC Maint Bld 050815-060815	145950	0293553100_0615	064.06.2015	60-000-000-52-5264-0000				206.66
Vendor Total:									1,452.72
00221	DIRECTV								
	Inv# 26095295514 AGC TV Service 6/21/15-7/2 146071		26095295514	071.07.2015	60-612-000-52-5210-0000				399.97
Vendor Total:									399.97
00237	Dreisilker Electric Motors								
	Repairs	0	1967640	071.07.2015	60-612-000-54-5441-0000				149.10
	Repairs	0	1967642	071.07.2015	60-612-000-54-5441-0000				89.40
	Repairs	0	1968116	071.07.2015	60-612-000-54-5441-0000				50.09
Vendor Total:									288.59
00269	Euclid Beverage								
	Inv# 8177621779 Beer	145837	8177621779	063.06.2015	60-000-000-14-1412-0000				2,651.35
	Inv# 8177818261 Beer	145671	8177818261	062.06.2015	60-000-000-14-1412-0000				2,314.70
	Credit	145671	8177818262	062.06.2015	60-000-000-14-1412-0000				-33.50
	Inv# 8177818388 Beer	145963	8177818388	064.06.2015	60-000-000-14-1412-0000				2,139.30
	Inv# 8177818462&63 Beer	146074	8177818462	071.07.2015	60-000-000-14-1412-0000				2,363.78
Vendor Total:									9,435.63
00275	Faulks Bros. Construction Inc.								
	Fines Free Topdressing	0	00215020	063.06.2015	60-601-000-53-5331-0000				1,804.21
Vendor Total:									1,804.21
00276	FedEx Office and Print Services (Kinkos)								
	Arrowhead Fathers Day Sign	145675	057100002301	062.06.2015	60-612-415-54-5426-0000				63.99
	Finance Charge	145675	OC-612609	062.06.2015	60-612-415-54-5426-0000				25.00
Vendor Total:									88.99
00277	Federal Express Corporation								
	Club Return to Wilson	145674	5-046-07884	062.06.2015	60-000-000-53-5304-0000				9.82
Vendor Total:									9.82
00293	Fortune Fish Company								
	Inv# 518797 Seafood	145842	518797	063.06.2015	60-000-000-14-1411-0000				217.38
	Inv# 518797 Meat	145842	518797	063.06.2015	60-000-000-14-1411-0000				71.14
	Inv# 520265 Seafood	145842	520265	063.06.2015	60-000-000-14-1411-0000				114.37
	Inv# 520288 Meat	145842	520288	063.06.2015	60-000-000-14-1411-0000				62.75
	Inv# 520288 Seafood	145842	520288	063.06.2015	60-000-000-14-1411-0000				425.36
	Inv# 521488 General Grocery	145842	521488	063.06.2015	60-000-000-14-1415-0000				320.77
	Inv# 521488 Seafood	145842	521488	063.06.2015	60-000-000-14-1411-0000				243.00

Fund	Description					
Vendor No	Vendor Name					
Line Item Description	Check No	Invoice Number	Batch Number	GL Account Number	Amount	
Inv# 523861 Seafood	145842	523861	063.06.2015	60-000-000-14-1411-000C	392.41	
Inv# 523861 General Grocery	145842	523861	063.06.2015	60-000-000-14-1415-000C	182.00	
Inv# 525469 Seafood	145842	525469	063.06.2015	60-000-000-14-1411-000C	216.49	
Inv# 527017 Seafood	145842	527017	063.06.2015	60-000-000-14-1411-000C	862.78	
Inv# 528683 Seafood	145842	528683	063.06.2015	60-000-000-14-1411-000C	241.40	
Inv# 529717 Seafood	145966	529717	064.06.2015	60-000-000-14-1411-000C	114.77	
Inv# 529717 General Grocery	145966	529717	064.06.2015	60-000-000-14-1415-000C	465.58	
Inv# 532243 Seafood	145966	532243	064.06.2015	60-000-000-14-1411-000C	214.14	
Inv# 533754 Seafood	145966	533754	064.06.2015	60-000-000-14-1411-000C	668.89	
Inv# 535462 Seafood	145966	535462	064.06.2015	60-000-000-14-1411-000C	166.76	
Inv# 535462 Meat	145966	535462	064.06.2015	60-000-000-14-1411-000C	70.78	
Inv# 538048 Seafood	145966	538048	064.06.2015	60-000-000-14-1411-000C	459.51	
Inv# 538048 General Grocery	145966	538048	064.06.2015	60-000-000-14-1411-000C	467.75	
Inv# 540603 Meat	146077	540603	071.07.2015	60-000-000-14-1411-000C	70.13	
Inv# 540603 Seafood	146077	540603	071.07.2015	60-000-000-14-1411-000C	560.46	
Inv# 542035 Seafood	146077	542035	071.07.2015	60-000-000-14-1411-000C	799.55	
Inv# 542036 Seafood	146077	542036	071.07.2015	60-000-000-14-1411-000C	72.90	
Inv# 543819 Seafood	146077	543819	071.07.2015	60-000-000-14-1411-000C	256.92	
Inv# 545295 Seafood	146077	545295	071.07.2015	60-000-000-14-1411-000C	277.14	
Vendor Total:					8,015.13	
00294	Fox River Foods Inc.					
Inv# 2840672 Custodial & Cleaning	145843	2840672	063.06.2015	60-612-000-53-5316-000C	234.79	
Inv# 2842045 Custodial & Cleaning	145843	2842045	063.06.2015	60-612-000-53-5316-000C	1,727.82	
Vendor Total:					1,962.61	
00295	Wirtz Beverage Illinois LLC					
Inv# 1012365292 Liquor	145778	1012365292	062.06.2015	60-000-000-14-1412-000C	835.76	
Inv# 1012390632 Liquor	145915	1012390632	063.06.2015	60-000-000-14-1412-000C	1,484.06	
Inv# 1012417000 Liquor	145915	1012417000	063.06.2015	60-000-000-14-1412-000C	3,122.67	
Inv# 1012430998 Liquor	145915	1012430998	063.06.2015	60-000-000-14-1412-000C	2,252.58	
Inv# 1012444696 Liquor	146038	1012444696	064.06.2015	60-000-000-14-1412-000C	1,182.20	
Credit Inv# 2010465574 Liquor	146038	2010465574	064.06.2015	60-000-000-14-1412-000C	-74.40	
Credit Inv# 2010466260 Liquor	146038	2010466260	064.06.2015	60-000-000-14-1412-000C	-45.00	
Vendor Total:					8,757.87	
00323	Government Navigation Group					
Consulting Services June 2015	0	INV-0541	071.07.2015	60-000-000-52-5205-000C	1,333.33	
Vendor Total:					1,333.33	
00335	W W Grainger Inc					
Inv# 1236982741 Building Supplies	146131	9762730043	071.07.2015	60-000-000-53-5313-000C	12.75	
Vendor Total:					12.75	
00386	Hagg Press Inc					
AGC Kids Menu	0	60085	062.06.2015	60-000-000-52-5235-000C	326.00	
Business Cards Banquets	0	60157	063.06.2015	60-612-902-52-5235-000C	37.85	
Inv# 61631 Printing	0	61631	071.07.2015	60-000-000-52-5235-000C	301.00	
Inv# 61694 Printing	0	61694	071.07.2015	60-000-000-52-5235-000C	301.00	
Vendor Total:					965.85	
00395	Harris Motor Sports Inc					
Hub Kit	0	02-125428	064.06.2015	60-601-000-53-5315-000C	358.36	
Cart Keys	0	02-126284	064.06.2015	60-611-911-53-5301-0000	360.00	
Wheel Assembly Stone for Carts	0	02-126284	064.06.2015	60-601-000-53-5315-000C	203.60	
Pedal Assembly	0	02-126285	064.06.2015	60-601-000-53-5315-000C	777.57	
20 Carts for FBI Golf Outing on 6/22/15	0	02-127363	071.07.2015	60-611-000-52-5220-000C	980.00	

Fund	Description	Vendor No	Vendor Name	Line Item Description	Check No	Invoice Number	Batch Number	GL Account Number	Amount
Vendor Total:									2,679.53
00417	Constellation NewEnergy Inc.								
	AGC Clubhouse 051315-061115	145956	0581101000_0615	064.06.2015	60-000-000-52-5260-000C				22.86
	AGC Clubhouse 051815-061115	146069	6414622009_0615	071.07.2015	60-000-000-52-5260-000C				9,824.22
Vendor Total:									9,847.08
00419	Consumers Packing Co.								
	Inv# 305553 Meat	0	305553	063.06.2015	60-000-000-14-1411-000C				1,649.00
	Inv# 305663 Meat	0	305663	063.06.2015	60-000-000-14-1411-000C				3,359.64
	Inv# 305755 Meat	0	305755	064.06.2015	60-000-000-14-1411-000C				2,305.52
	Inv# 305769 Meat	0	305769	064.06.2015	60-000-000-14-1411-000C				83.66
	Inv# 305801 Meat	0	305801	064.06.2015	60-000-000-14-1411-000C				165.39
	Inv# 305879 Meat	0	305879	064.06.2015	60-000-000-14-1411-000C				3,860.36
	Inv# 305947 Meat	0	305947	064.06.2015	60-000-000-14-1411-000C				164.27
	Inv# 305977 Meat	0	305977	064.06.2015	60-000-000-14-1411-000C				2,212.99
	Inv# 306096 Meat	0	306096	071.07.2015	60-000-000-14-1411-000C				4,356.28
Vendor Total:									18,157.11
00448	IL LIQUOR CONTROL COMM.								
	AGC IL State Liquor License 2015-2016	0	062215	141.06.2015	60-612-000-54-5429-000C				500.00
Vendor Total:									500.00
00475	Constellation Energy Services-Natural Gas LLC								
	AGC Clubhouse May 2015	145660	2400503855_0515	062.06.2015	60-000-000-52-5261-000C				1,223.71
Vendor Total:									1,223.71
00532	KRANZ INCORPORATED								
	Custodial and Cleaning Supplies	145699	1606170-00	062.06.2015	60-000-000-53-5316-000C				951.70
	Custodial and Cleaning Supplies	146089	1608417-00	071.07.2015	60-000-000-53-5316-000C				959.12
Vendor Total:									1,910.82
00588	MANAU CUTLERY INC.								
	Inv# 160017 Cutlery Service	145866	160017	063.06.2015	60-612-000-52-5210-000C				40.00
	Inv# 160033 Cutlery Service	145988	160033	064.06.2015	60-612-000-52-5210-000C				40.00
	Inv# 160050 Cutlery Service	145988	160050	064.06.2015	60-612-000-52-5210-000C				40.00
Vendor Total:									120.00
00615	MENARDS WEST CHICAGO								
	Furniture Dolly	145716	70856	062.06.2015	60-000-000-53-5312-000C				29.96
	Fittings for Range Drip Irrigation	145871	71437	063.06.2015	60-601-000-53-5343-000C				6.13
	Custodial and Cleaning Supplies	145993	71599	064.06.2015	60-000-000-53-5316-000C				176.94
	Building Supplies	146096	72939	071.07.2015	60-000-000-53-5313-000C				219.97
Vendor Total:									433.00
00680	Northern Illinois Gas Company								
	AGC Maint Bld 042915-060115	145723	1106501000_0515	062.06.2015	60-000-000-52-5261-000C				122.65
	AGC Clubhouse 042915-060115	145723	2478321000_0515	062.06.2015	60-000-000-52-5261-000C				63.07
Vendor Total:									185.72
00681	NIKE USA INC.								
	Invoice # 971761911 Freight	146001	971761911	064.06.2015	60-000-000-14-1431-000C				10.87
Vendor Total:									10.87
00702	OAK MILL BAKERY								
	Inv# W184985 Premium Banquets	145877	W184985	063.06.2015	60-612-901-52-5292-000C				376.25

Fund **Description**
Vendor No **Vendor Name**

Line Item Description	Check No	Invoice Number	Batch Number	GL Account Number	Amount
Inv# W184985 General Grocery	145877	W184985	063.06.2015	60-000-000-14-1415-000C	59.90
Inv# W185026 Premium Banquets	145877	W185026	063.06.2015	60-612-901-52-5292-000C	197.75
Inv# W185220 Premium Banquets	145877	W185220	063.06.2015	60-612-901-52-5292-000C	858.60
Inv# W185237 Premium Banquets	145877	W185237	063.06.2015	60-612-901-52-5292-000C	215.25
Inv# W185301 General Grocery	146006	W185301	064.06.2015	60-000-000-14-1415-000C	119.80
Inv# W185392 General Grocery	146006	W185392	064.06.2015	60-000-000-14-1415-000C	89.85
Inv# W185593 Premium Banquets	146106	W185593	071.07.2015	60-612-901-52-5292-000C	260.48
Inv# W185608 Premium Banquets	146106	W185608	071.07.2015	60-612-901-52-5292-000C	285.25
Inv# W185672 Premium Banquets	146106	W185672	071.07.2015	60-612-901-52-5292-000C	252.00
Vendor Total:					2,715.13
00719 PADDOCK PUBLICATIONS INC					
AGC Subscription Service 6/23/15-7/20/15	146009	074421	064.06.2015	60-000-000-54-5425-000C	55.00
Vendor Total:					55.00
00734 PAYCHEX MAJOR MARKET SERVICES					
ESR June 2015	0	13143471	141.06.2015	60-000-000-52-5211-000C	84.17
6/12/15 Payroll Processing	0	963154	141.06.2015	60-000-000-52-5211-000C	436.53
6/26/15 Payroll Processing	0	965221	141.06.2015	60-000-000-52-5211-000C	456.43
Vendor Total:					977.13
00742 Pepsi Beverages Company					
Inv# 37304064 Non-Alcoholic Beverages	146108	37304064	071.07.2015	60-000-000-14-1416-000C	1,615.04
Inv# 83650463 Non-Alcoholic Beverages	145880	83650463	063.06.2015	60-000-000-14-1416-000C	813.70
Inv# 88239001 Non-Alcoholic Beverages	146012	88239001	064.06.2015	60-000-000-14-1416-000C	868.51
Vendor Total:					3,297.25
00792 Reinders Inc					
Shaft Retainer	0	1575937-02	062.06.2015	60-601-000-53-5315-000C	6.89
Caster Tire Assembly Foam Filled	0	1580848-00	062.06.2015	60-601-000-53-5315-000C	255.24
O-Ring	0	1580848-00	062.06.2015	60-601-000-53-5315-000C	20.50
LH Pull Frame Assembly	0	1580848-00	062.06.2015	60-601-000-53-5315-000C	145.45
Right Pull Frame Assembly	0	1583037-00	062.06.2015	60-601-000-53-5315-000C	104.02
Hose Assembly	0	1583037-00	062.06.2015	60-601-000-53-5315-000C	71.38
Hose Assembly	0	1583037-00	062.06.2015	60-601-000-53-5315-000C	71.07
Swell Latch	0	1583037-00	062.06.2015	60-601-000-53-5315-000C	42.96
Harness-Wire Fusible	0	1583037-00	062.06.2015	60-601-000-53-5315-000C	73.22
Electric Choke Activator	0	1583037-00	062.06.2015	60-601-000-53-5315-000C	121.45
Grinding Wheel	0	1583037-00	062.06.2015	60-601-000-53-5315-000C	35.93
Grinding Wheel	0	1583037-00	062.06.2015	60-601-000-53-5315-000C	34.04
Hose Assembly	0	1583037-01	062.06.2015	60-601-000-53-5315-000C	31.17
S Oil Level Switch	0	1583783-00	062.06.2015	60-601-000-53-5315-000C	43.29
Cable-Shift	0	1583783-00	062.06.2015	60-601-000-53-5315-000C	207.47
Oil Switch	0	1585321-00	062.06.2015	60-601-000-53-5315-000C	22.81
Throttle Cable Assembly	0	1585321-00	062.06.2015	60-601-000-53-5315-000C	38.72
Bearing	0	1585321-01	062.06.2015	60-601-000-53-5315-000C	58.78
Cable Traction	0	1585321-01	062.06.2015	60-601-000-53-5315-000C	34.00
Nozzle Holder Kit	0	1585441-00	062.06.2015	60-601-000-53-5315-000C	243.12
Pipe and Fittings for Drupp Irrigation on Range F 0		4034899-00	062.06.2015	60-601-000-53-5343-000C	476.84
Drip Kit (Valve/Filter/Press Reducer) for Range 0		4034899-01	062.06.2015	60-601-000-53-5343-000C	290.00
Pop-Up Sprinklers for Clubhouse Lawn	0	4035117-00	062.06.2015	60-601-000-53-5343-000C	108.33
Conversion Assembly/Nozzles/PVC/PVC Repair 0		4035382-00	062.06.2015	60-601-000-53-5343-000C	1,040.04
Vendor Total:					3,576.72
00841 Schamberger Bros. Inc.					
Inv# 15347 Beer	145748	15347	062.06.2015	60-000-000-14-1412-000C	778.10
Inv# 15524 Beer	145892	15524	063.06.2015	60-000-000-14-1412-000C	598.90

Fund	Description	Vendor No	Vendor Name	Line Item Description	Check No	Invoice Number	Batch Number	GL Account Number	Amount
				Inv# 15895 Beer	146119	15895	071.07.2015	60-000-000-14-1412-0000	759.90
								Vendor Total:	2,136.90
00851	Shanes Office Products			Office Supplies- AGC	145751	0349585-001	062.06.2015	60-000-000-53-5302-0000	10.49
				General Supplies	145751	0349661-001	062.06.2015	60-000-000-53-5302-0000	52.87
				Credit Office Supplies Original Inv# 0349661-001	145751	0349661-002	062.06.2015	60-000-000-53-5302-0000	-9.00
				Office Supplies AGC	145751	0349662-001	062.06.2015	60-000-000-53-5302-0000	8.99
								Vendor Total:	63.35
00862	Siciliano, Donna			Mileage Reimbursement May 2015	0	053115	063.06.2015	60-000-000-54-5422-0000	4.41
								Vendor Total:	4.41
00874	SOUTHERN WINE & SPIRITS OF			Inv# 4673382 Liquor	145757	4673382	062.06.2015	60-000-000-14-1412-0000	691.08
				Inv# 4682646 Wine	145757	4682646	062.06.2015	60-000-000-14-1412-0000	1,140.00
				Inv# 4686217 Liquor	145895	4686217	063.06.2015	60-000-000-14-1412-0000	2,193.93
				Inv# 4700008 Liquor	146030	4700008	064.06.2015	60-000-000-14-1412-0000	968.95
				Inv# 4713019 Liquor	146125	4713019	071.07.2015	60-000-000-14-1412-0000	2,828.50
								Vendor Total:	7,822.46
00905	Stoller, Bruce			Mileage Reimbursement May 2015	145897	053115	063.06.2015	60-000-000-54-5422-0000	42.55
								Vendor Total:	42.55
00911	Stuever & Sons Inc			Inv# 101586 Beer Line Cleaning at Arrowhead C 145898		0101586	063.06.2015	60-612-000-52-5210-0000	130.00
				Inv# 103374 Beer Line Cleaning at Arrowhead C 146031		0103374	064.06.2015	60-612-000-52-5210-0000	85.00
								Vendor Total:	215.00
00923	Superior Beverage Co. Inc.			Inv# 340367 Wine	145761	640367	062.06.2015	60-000-000-14-1412-0000	951.60
				Inv# 340417 Beer	145761	640417	062.06.2015	60-000-000-14-1412-0000	732.30
				Inv# 640565 Beer	146032	640565	064.06.2015	60-000-000-14-1412-0000	730.50
								Vendor Total:	2,414.40
00950	The Stone Center Inc.			Medium 8-12 Inch Boulders	146126	2120	071.07.2015	60-601-000-53-5331-0000	455.00
								Vendor Total:	455.00
01023	Waste Management of Illinois Inc			AGC Clubhouse July 2015	146133	1520020114_0715	071.07.2015	60-000-000-52-5263-0000	617.78
								Vendor Total:	617.78
01043	Wheaton Sanitary District			AGC Maint Bld 050715-060715	146137	036235000_0615	071.07.2015	60-000-000-52-5264-0000	66.74
				AGC Clubhouse 050715-060715	146137	036431000_0615	071.07.2015	60-000-000-52-5264-0000	593.34
								Vendor Total:	660.08
01058	Windy City Distributing LLC			Inv# 585270 Beer	145777	585270	062.06.2015	60-000-000-14-1412-0000	1,025.41
				Inv# 588064 Liquor	145913	588064	063.06.2015	60-000-000-14-1412-0000	1,278.39
				Inv# 591094 Beer	146036	591094	064.06.2015	60-000-000-14-1412-0000	786.15
				Inv# 593839 Beer	146140	593839	071.07.2015	60-000-000-14-1412-0000	800.52

Fund	Description					
Vendor No	Vendor Name					
Line Item Description	Check No	Invoice Number	Batch Number	GL Account Number	Amount	
Vendor Total:						3,890.47
01095	Midwest Printing Inc					
Accounts Payable Checks	145875	20493	063.06.2015	60-000-000-53-5302-000C	93.41	
AP Envelopes	146099	20506	071.07.2015	60-000-000-53-5302-000C	111.59	
Vendor Total:						205.00
01111	MUZAK LLC					
Inv# 51664741 AGC Music Service 7/1/15-7/31, 146100		51664741	071.07.2015	60-612-000-52-5210-000C	102.82	
Vendor Total:						102.82
02231	Sysco-Chicago					
Inv# 505011344 Restaurant Supplies	0	505011344	064.06.2015	60-612-902-53-5388-000C	114.15	
Inv# 505051323 Restaurant Supplies	0	505051323	064.06.2015	60-612-902-53-5388-000C	711.50	
Inv# 505051324 Restaurant Supplies	0	505051324	064.06.2015	60-612-902-53-5388-000C	83.39	
Inv# 505081168 Restaurant Supplies	0	505081168	064.06.2015	60-612-902-53-5388-000C	52.32	
Inv# 505093007 Restaurant Supplies	0	505093007	064.06.2015	60-612-902-53-5388-000C	453.57	
Inv# 505093063 Restaurant Supplies	0	505093063	064.06.2015	60-612-902-53-5388-000C	1,515.39	
Inv# 505122415 General Grocery	0	505122415	064.06.2015	60-000-000-14-1415-000C	12.57	
Inv# 505122559 Restaurant Supplies	0	505122559	064.06.2015	60-612-902-53-5388-000C	94.68	
Inv# 505141188 Restaurant Supplies	0	505141188	064.06.2015	60-612-902-53-5388-000C	290.69	
Inv# 505141397 General Grocery	0	505141397	064.06.2015	60-000-000-14-1415-000C	11.78	
Inv# 505191180 Restaurant Supplies	0	505191180	064.06.2015	60-612-902-53-5388-000C	31.91	
Inv# 505211045 General Grocery	0	505211045	064.06.2015	60-000-000-14-1415-000C	23.38	
Inv# 505271201 Restaurant Supplies	0	505271201	064.06.2015	60-612-902-53-5388-000C	19.44	
Inv# 505271428 Restaurant Supplies	0	505271428	064.06.2015	60-612-902-53-5388-000C	29.63	
Inv# 505280943 Restaurant Supplies	0	505280943	064.06.2015	60-612-902-53-5388-000C	19.84	
Inv# 505281001 Restaurant Supplies	0	505281001	064.06.2015	60-612-902-53-5388-000C	59.16	
Inv# 505291149 General Grocery	0	505291149	064.06.2015	60-000-000-14-1415-000C	67.88	
Inv# 505291299 Restaurant Supplies	0	505291299	064.06.2015	60-612-902-53-5388-000C	46.16	
Inv# 505291785 General Grocery	0	505291785	062.06.2015	60-000-000-14-1415-000C	21.86	
Inv# 505291785 General Grocery	0	505291785	062.06.2015	60-000-000-14-1415-000C	96.98	
Inv# 505303301 Dairy	0	505303301	063.06.2015	60-000-000-14-1414-000C	823.12	
Inv# 505303301 Meat	0	505303301	063.06.2015	60-000-000-14-1411-000C	191.43	
Inv# 505303301 Meat	0	505303301	063.06.2015	60-000-000-14-1411-000C	233.30	
Inv# 505303301 General Grocery	0	505303301	063.06.2015	60-000-000-14-1415-000C	501.34	
Inv# 505303301 General Grocery	0	505303301	063.06.2015	60-000-000-14-1415-000C	754.65	
Inv# 505303301 Restaurant Supplies	0	505303301	063.06.2015	60-612-902-53-5388-000C	444.67	
Inv# 505303301 Produce	0	505303301	063.06.2015	60-000-000-14-1413-000C	41.56	
Inv# 505303301 Non-Alcoholic Beverages	0	505303301	063.06.2015	60-000-000-14-1416-000C	55.00	
Inv# 506010796 Dairy	0	506010796	063.06.2015	60-000-000-14-1414-000C	873.41	
Inv# 506010796 Meat	0	506010796	063.06.2015	60-000-000-14-1411-000C	276.46	
Inv# 506010796 Meat	0	506010796	063.06.2015	60-000-000-14-1411-000C	658.45	
Inv# 506010796 General Grocery	0	506010796	063.06.2015	60-000-000-14-1415-000C	539.01	
Inv# 506010796 General Grocery	0	506010796	063.06.2015	60-000-000-14-1415-000C	924.09	
Inv# 506010796 Restaurant Supplies	0	506010796	063.06.2015	60-612-902-53-5388-000C	216.18	
Inv# 506010796 Custodial & Cleaning	0	506010796	063.06.2015	60-612-000-53-5316-000C	75.34	
Inv# 506010796 Produce	0	506010796	063.06.2015	60-000-000-14-1413-000C	41.56	
Inv# 506010796 Non-Alcoholic Beverages	0	506010796	063.06.2015	60-000-000-14-1416-000C	249.16	
Inv# 506041518 Dairy	0	506041518	063.06.2015	60-000-000-14-1414-000C	744.72	
Inv# 506041518 Meat	0	506041518	063.06.2015	60-000-000-14-1411-000C	247.02	
Inv# 506041518 Meat	0	506041518	063.06.2015	60-000-000-14-1411-000C	789.76	
Inv# 506041518 General Grocery	0	506041518	063.06.2015	60-000-000-14-1415-000C	1,033.91	
Inv# 506041518 General Grocery	0	506041518	063.06.2015	60-000-000-14-1415-000C	1,178.50	
Inv# 506041518 Restaurant Supplies	0	506041518	063.06.2015	60-612-902-53-5388-000C	414.65	
Inv# 506041518 Custodial & Cleaning	0	506041518	063.06.2015	60-612-000-53-5316-000C	29.09	
Inv# 506041518 Restaurant Supplies	0	506041518	063.06.2015	60-612-902-53-5388-000C	148.58	

Fund	Description	Vendor No	Vendor Name	Line Item Description	Check No	Invoice Number	Batch Number	GL Account Number	Amount
				Inv# 506041518 Non-Alcoholic Beverages	0	506041518	063.06.2015	60-000-000-14-1416-0000	118.08
				Inv# 506063605 Dairy	0	506063605	063.06.2015	60-000-000-14-1414-0000	731.97
				Inv# 506063605 Meat	0	506063605	063.06.2015	60-000-000-14-1411-0000	607.63
				Inv# 506063605 Meat	0	506063605	063.06.2015	60-000-000-14-1411-0000	514.33
				Inv# 506063605 General Grocery	0	506063605	063.06.2015	60-000-000-14-1415-0000	587.11
				Inv# 506063605 General Grocery	0	506063605	063.06.2015	60-000-000-14-1415-0000	803.27
				Inv# 506063605 Restaurant Supplies (Less Shortage)	0	506063605	063.06.2015	60-612-902-53-5388-0000	126.59
				Inv# 506063605 Custodial & Cleaning	0	506063605	063.06.2015	60-612-000-53-5316-0000	75.34
				Inv# 506063605 Restaurant Supplies	0	506063605	063.06.2015	60-612-902-53-5388-0000	194.62
				Inv# 506063605 Produce	0	506063605	063.06.2015	60-000-000-14-1413-0000	41.56
				Inv# 506063605 Non-Alcoholic Beverages	0	506063605	063.06.2015	60-000-000-14-1416-0000	55.00
				Inv# 506063606 Custodial & Cleaning (Less Shortage)	0	506063606	063.06.2015	60-000-000-53-5316-0000	322.00
				Inv# 506081166 Dairy	0	506081166	071.07.2015	60-000-000-14-1414-0000	476.35
				Inv# 506081166 Meat	0	506081166	071.07.2015	60-000-000-14-1411-0000	322.54
				Inv# 506081166 Meat	0	506081166	071.07.2015	60-000-000-14-1411-0000	512.27
				Inv# 506081166 General Grocery	0	506081166	071.07.2015	60-000-000-14-1415-0000	917.24
				Inv# 506081166 General Grocery	0	506081166	071.07.2015	60-000-000-14-1415-0000	677.26
				Inv# 506081166 Restaurant Supplies	0	506081166	071.07.2015	60-612-902-53-5388-0000	496.42
				Inv# 506081166 Produce	0	506081166	071.07.2015	60-000-000-14-1413-0000	41.56
				Inv# 506081166 Non-Alcoholic Beverages	0	506081166	071.07.2015	60-000-000-14-1416-0000	270.20
				Inv# 506111522 Dairy	0	506111522	071.07.2015	60-000-000-14-1414-0000	764.71
				Inv# 506111522 Meat (Less Shortage)	0	506111522	071.07.2015	60-000-000-14-1411-0000	777.33
				Inv# 506111522 General Grocery	0	506111522	071.07.2015	60-000-000-14-1415-0000	1,080.37
				Inv# 506111522 General Grocery	0	506111522	071.07.2015	60-000-000-14-1415-0000	754.69
				Inv# 506111522 Restaurant Supplies	0	506111522	071.07.2015	60-612-902-53-5388-0000	201.15
				Inv# 506111522 Produce	0	506111522	071.07.2015	60-000-000-14-1413-0000	41.56
				Inv# 506111522 Non-Alcoholic Beverages	0	506111522	071.07.2015	60-000-000-14-1416-0000	218.96
				Inv# 506133187 Dairy	0	506133187	071.07.2015	60-000-000-14-1414-0000	933.32
				Inv# 506133187 Meat	0	506133187	071.07.2015	60-000-000-14-1411-0000	578.46
				Inv# 506133187 General Grocery	0	506133187	071.07.2015	60-000-000-14-1415-0000	264.53
				Inv# 506133187 General Grocery	0	506133187	071.07.2015	60-000-000-14-1415-0000	679.07
				Inv# 506133187 Restaurant Supplies	0	506133187	071.07.2015	60-612-902-53-5388-0000	258.21
				Inv# 506133187 Produce	0	506133187	071.07.2015	60-000-000-14-1413-0000	41.56
				Inv# 506150783 Dairy	0	506150783	064.06.2015	60-000-000-14-1414-0000	454.70
				Inv# 506150783 Meat	0	506150783	064.06.2015	60-000-000-14-1411-0000	368.62
				Inv# 506150783 Meat	0	506150783	064.06.2015	60-000-000-14-1411-0000	444.60
				Inv# 506150783 General Grocery	0	506150783	064.06.2015	60-000-000-14-1415-0000	522.99
				Inv# 506150783 General Grocery (Less Return)	0	506150783	064.06.2015	60-000-000-14-1415-0000	845.04
				Inv# 506150783 Produce	0	506150783	064.06.2015	60-000-000-14-1413-0000	41.56
				Inv# 506150783 Non-Alcoholic Beverages	0	506150783	064.06.2015	60-000-000-14-1416-0000	287.00
				Inv# 506150783 Restaurant Supplies	0	506150783	064.06.2015	60-612-902-53-5388-0000	253.09
				Inv# 506150783 Restaurant Supplies	0	506150783	064.06.2015	60-612-902-53-5388-0000	108.08
				Inv# 506181556 Dairy	0	506181556	071.07.2015	60-000-000-14-1414-0000	752.64
				Inv# 506181556 Meat	0	506181556	071.07.2015	60-000-000-14-1411-0000	724.78
				Inv# 506181556 General Grocery	0	506181556	071.07.2015	60-000-000-14-1415-0000	787.57
				Inv# 506181556 General Grocery	0	506181556	071.07.2015	60-000-000-14-1415-0000	794.38
				Inv# 506181556 Restaurant Supplies	0	506181556	071.07.2015	60-612-902-53-5388-0000	232.95
				Inv# 506181556 Custodial & Cleaning	0	506181556	071.07.2015	60-612-000-53-5316-0000	75.34
				Inv# 506181556 Produce	0	506181556	071.07.2015	60-000-000-14-1413-0000	41.56
				Inv# 506181556 Non-Alcoholic Beverages	0	506181556	071.07.2015	60-000-000-14-1416-0000	291.24
				Inv# 506181557 Dairy	0	506181557	071.07.2015	60-000-000-14-1414-0000	312.50
				Inv# 506181557 Meat	0	506181557	071.07.2015	60-000-000-14-1411-0000	142.27
				Inv# 506181557 General Grocery	0	506181557	071.07.2015	60-000-000-14-1415-0000	294.71
				Inv# 506181557 Produce	0	506181557	071.07.2015	60-000-000-14-1413-0000	34.90
				Inv# 506202977 Dairy	0	506202977	071.07.2015	60-000-000-14-1414-0000	576.97
				Inv# 506202977 Meat	0	506202977	071.07.2015	60-000-000-14-1411-0000	52.26
				Inv# 506202977 Meat	0	506202977	071.07.2015	60-000-000-14-1411-0000	345.54
				Inv# 506202977 General Grocery	0	506202977	071.07.2015	60-000-000-14-1415-0000	449.33

Fund	Description	Vendor No	Vendor Name	Line Item Description	Check No	Invoice Number	Batch Number	GL Account Number	Amount
Inv# 506202977	General Grocery (Less Shortage)	0				506202977	071.07.2015	60-000-000-14-1415-0000	662.94
Inv# 506202977	Restaurant Supplies	0				506202977	071.07.2015	60-612-902-53-5388-0000	76.50
Inv# 506202977	Restaurant Supplies	0				506202977	071.07.2015	60-612-902-53-5388-0000	131.47
Inv# 506202977	Produce	0				506202977	071.07.2015	60-000-000-14-1413-0000	41.56
Inv# 506202977	Non-Alcoholic Beverages	0				506202977	071.07.2015	60-000-000-14-1416-0000	287.00
Vendor Total:									40,160.59
02235	Highland Baking Co								
Inv# 869202	General Grocery	145852	0000869202	063.06.2015		60-000-000-14-1415-0000		196.29	
Inv# 869812	General Grocery	145852	0000869812	063.06.2015		60-000-000-14-1415-0000		219.90	
Inv# 870218	General Grocery	145852	0000870218	063.06.2015		60-000-000-14-1415-0000		217.03	
Inv# 870760	General Grocery	145852	0000870760	063.06.2015		60-000-000-14-1415-0000		118.92	
Inv# 871485	General Grocery	145852	0000871485	063.06.2015		60-000-000-14-1415-0000		66.28	
Inv# 872178	General Grocery	145852	0000872178	063.06.2015		60-000-000-14-1415-0000		193.47	
Inv# 872768	General Grocery	145852	0000872768	063.06.2015		60-000-000-14-1415-0000		156.02	
Inv# 873387	General Grocery	145852	0000873387	063.06.2015		60-000-000-14-1415-0000		192.61	
Inv# 874347	General Grocery	145852	0000874347	063.06.2015		60-000-000-14-1415-0000		341.05	
Inv# 874589	General Grocery	145977	0000874589	064.06.2015		60-000-000-14-1415-0000		171.43	
Inv# 875044	General Grocery	145977	0000875044	064.06.2015		60-000-000-14-1415-0000		263.38	
Inv# 875934	General Grocery	145977	0000875934	064.06.2015		60-000-000-14-1415-0000		59.31	
Inv# 876648	General Grocery	145977	0000876648	064.06.2015		60-000-000-14-1415-0000		115.52	
Inv# 876965	General Grocery	145977	0000876965	064.06.2015		60-000-000-14-1415-0000		141.19	
Inv# 877731	General Grocery	145977	0000877731	064.06.2015		60-000-000-14-1415-0000		244.92	
Inv# 878560	General Grocery	145977	0000878560	064.06.2015		60-000-000-14-1415-0000		156.64	
Inv# 879078	General Grocery	145977	0000879078	064.06.2015		60-000-000-14-1415-0000		142.53	
Inv# 879659	General Grocery	145977	0000879659	064.06.2015		60-000-000-14-1415-0000		133.20	
Inv# 880334	General Grocery	146083	0000880334	071.07.2015		60-000-000-14-1415-0000		97.00	
Inv# 880949	General Grocery	146083	0000880949	071.07.2015		60-000-000-14-1415-0000		81.43	
Inv# 881518	General Grocery	146083	0000881518	071.07.2015		60-000-000-14-1415-0000		133.18	
Inv# 882431	General Grocery	146083	0000882431	071.07.2015		60-000-000-14-1415-0000		182.56	
Inv# 882820	General Grocery	146083	0000882820	071.07.2015		60-000-000-14-1415-0000		14.64	
Inv# 883224	General Grocery	146083	0000883224	071.07.2015		60-000-000-14-1415-0000		206.73	
Inv# 883588	General Grocery	146083	0000883588	071.07.2015		60-000-000-14-1415-0000		66.40	
Vendor Total:									3,911.63
02243	Holsteins Garage								
Truck Test Safety Inspection		146084	43958	071.07.2015		60-601-000-53-5315-0000		30.00	
Vendor Total:									30.00
02245	Heritage FS Inc.								
390 Gallons Unleaded Gasoline		145851	66325	063.06.2015		60-601-000-53-5348-0000		880.85	
471 Gallons Unleaded Gasoline		145851	66406	063.06.2015		60-601-000-53-5348-0000		1,107.37	
296 Gallons Diesel		145851	66407	063.06.2015		60-601-000-53-5348-0000		612.91	
521 Gallons Unleaded Gasoline		145851	66496	063.06.2015		60-601-000-53-5348-0000		1,371.43	
Vendor Total:									3,972.56
02265	Parts Town								
Inv# 69611 Equipment Repairs		0	69611	063.06.2015		60-612-000-54-5441-0000		39.60	
Vendor Total:									39.60
02289	Covered Affairs								
Inv# 51140 Premium Banquets		145827	51140	063.06.2015		60-612-901-52-5292-0000		162.00	
Inv# 51164 Premium Banquets		145662	51164	062.06.2015		60-612-901-52-5292-0000		619.00	
Inv# 51203 Premium Banquets		145662	51203	062.06.2015		60-612-901-52-5292-0000		728.50	
Inv# 51225 Premium Banquets		145662	51225	062.06.2015		60-612-901-52-5292-0000		52.00	
Inv# 51248 Premium Banquets		146070	51248	071.07.2015		60-612-901-52-5292-0000		903.00	
Inv# 51249 Premium Banquets		146070	51249	071.07.2015		60-612-901-52-5292-0000		542.00	

Fund
Vendor No

Description
Vendor Name

Line Item Description	Check No	Invoice Number	Batch Number	GL Account Number	Amount
Inv# 51250 Premium Banquets	146070	51250	071.07.2015	60-612-901-52-5292-000C	556.00
Inv# 51312 Premium Banquets	145958	51312	064.06.2015	60-612-901-52-5292-000C	2,257.50
Inv# 51313 Premium Banquets	145958	51313	064.06.2015	60-612-901-52-5292-000C	30.00
Inv# 51314 Premium Banquets	145958	51314	064.06.2015	60-612-901-52-5292-000C	496.00
Vendor Total:					6,346.00
02362 Midwest Foods					
Inv# 360793 Produce	145873	360793	063.06.2015	60-000-000-14-1413-000C	814.60
Inv# 361482 Produce	145873	361482	063.06.2015	60-000-000-14-1413-000C	925.71
Inv# 361780 Produce	145873	361780	063.06.2015	60-000-000-14-1413-000C	330.47
Inv# 362426 Produce	145873	362426	063.06.2015	60-000-000-14-1413-000C	264.16
Inv# 362537 Produce	145873	362537	063.06.2015	60-000-000-14-1413-000C	35.29
Inv# 363062 Produce	145873	363062	063.06.2015	60-000-000-14-1413-000C	379.87
Inv# 363640 Produce	145873	363640	063.06.2015	60-000-000-14-1413-000C	529.31
Inv# 364200 Produce	145873	364200	063.06.2015	60-000-000-14-1413-000C	692.79
Inv# 364894 Produce	145873	364894	063.06.2015	60-000-000-14-1413-000C	941.92
Inv# 365346 Produce	145994	365346	064.06.2015	60-000-000-14-1413-000C	285.96
Inv# 365933 Produce (Less Overcharge)	145994	365933	064.06.2015	60-000-000-14-1413-000C	339.88
Inv# 366437 Produce	145994	366437	064.06.2015	60-000-000-14-1413-000C	374.43
Inv# 367070 Produce	145994	367070	064.06.2015	60-000-000-14-1413-000C	670.04
Inv# 367554 Produce	145994	367554	064.06.2015	60-000-000-14-1413-000C	976.65
Inv# 368209 Produce	145994	368209	064.06.2015	60-000-000-14-1413-000C	648.79
Inv# 368721 Produce	146098	368721	071.07.2015	60-000-000-14-1413-000C	348.26
Inv# 369232 Produce	145994	369232	064.06.2015	60-000-000-14-1413-000C	244.94
Inv# 369832 Produce	146098	369832	071.07.2015	60-000-000-14-1413-000C	330.62
Inv# 370458 Produce	146098	370458	071.07.2015	60-000-000-14-1413-000C	616.84
Inv# 371092 Produce (Less Return)	146098	371092	071.07.2015	60-000-000-14-1413-000C	775.51
Inv# 371690 Produce	146098	371690	071.07.2015	60-000-000-14-1413-000C	745.41
Inv# 371893 Produce	146098	371893	071.07.2015	60-000-000-14-1413-000C	25.20
Vendor Total:					11,296.65
02382 All Flowers by Marisa					
Flowers for Funeral	145926	1641	064.06.2015	60-000-000-54-5438-000C	20.00
Vendor Total:					20.00
02480 Salerno, Danielle					
Parking Reimbursement for NRA Show May 18	146023	051815	064.06.2015	60-000-000-54-5432-000C	21.00
Vendor Total:					21.00
02978 Petritis Group Inc.					
Consulting	145881	P-2015-13	063.06.2015	60-000-000-52-5205-000C	259.50
Consulting	145881	P-2015-15	063.06.2015	60-000-000-52-5205-000C	342.74
Vendor Total:					602.24
03011 Weddingpages Inc.					
Full Page Ad	145773	1003271205	062.06.2015	60-612-415-54-5426-000C	2,617.76
Premium Banner Program Renewal	146134	1003582745	071.07.2015	60-612-415-54-5426-000C	2,142.00
Vendor Total:					4,759.76
03113 Airgas National Carbonation					
Bulk CO2 Inv# 32165250	145623	32165250	062.06.2015	60-612-000-52-5220-000C	62.51
Bulk CO2 Invoice # 32218637	145923	32218637	064.06.2015	60-612-000-52-5220-000C	126.80
Vendor Total:					189.31
03163 ProGro Inc.					
Armor Tec 44 Urea Phosphite and Turf Tabs	146018	1106402	064.06.2015	60-601-000-53-5335-000C	9,160.00

Fund	Description	Vendor No	Vendor Name	Line Item Description	Check No	Invoice Number	Batch Number	GL Account Number	Amount
								Vendor Total:	9,160.00
03219	Novatoo								
Inv# 8145 Premium Banquets		146004	8145	064.06.2015	60-612-901-52-5292-0000				70.00
Inv# 8160 Restaurant Entertainment		146104	8160	071.07.2015	60-612-902-52-5225-0000				700.00
Inv# 8161 Premium Banquets		146104	8161	071.07.2015	60-612-901-52-5292-0000				70.00
								Vendor Total:	840.00
03400	Chicago Sweet Connection								
Inv# 269793 General Grocery		146062	269793	071.07.2015	60-000-000-14-1415-0000				206.30
								Vendor Total:	206.30
03429	Dunteman Turf Farms LLC								
Tall Fescue Sod (Less Pallet Deposit)		145833	0079809	063.06.2015	60-601-000-53-5331-0000				2,428.80
								Vendor Total:	2,428.80
03481	Tressler LLP								
Services through May 31 2015		0	358470	071.07.2015	60-000-000-52-5207-0000				1,055.83
								Vendor Total:	1,055.83
03513	GPS Industries LLC								
June Service		145972	MAI0006445	064.06.2015	60-611-000-52-5211-0000				917.73
								Vendor Total:	917.73
03736	Unique Products & Service Corp.								
Custodial and Cleaning Supplies		145905	292405	063.06.2015	60-000-000-53-5316-0000				96.23
								Vendor Total:	96.23
03754	Comcast Cable								
AGC Clubhouse 061415-071315		145824	87712049102197_07	063.06.2015	60-000-000-52-5211-0000				147.85
AGC Clubhouse 070115-073115		146066	877120494278_0715	071.07.2015	60-612-000-52-5210-0000				2.10
								Vendor Total:	149.95
03808	Classic Staffing Services Inc								
Inv# 60-467325 F&B Temp Staffing		145952	60-467325	064.06.2015	60-612-000-52-5210-0000				1,004.86
Inv# 60-467653 Temp Staffing F & B		145655	60-467653	062.06.2015	60-612-000-52-5210-0000				838.32
Inv# 60-467706 Temp Staffing F & B		145823	60-467706	063.06.2015	60-612-000-52-5210-0000				843.94
Inv# 60-467773 F&B Temp Staffing		145952	60-467773	064.06.2015	60-612-000-52-5210-0000				1,077.85
Inv# 60-467831 Temp Staffing F & B		146065	60-467831	071.07.2015	60-612-000-52-5210-0000				1,210.69
								Vendor Total:	4,975.66
03921	Sid Harvey Industries Inc.								
Electrical Supplies		146122	045791901	071.07.2015	60-000-000-53-5312-0000				46.58
Credit for Inv# 045791901 Electrical Supplies		146122	045791997	071.07.2015	60-000-000-53-5312-0000				-46.58
Supplies for Repairs		146122	045792177	071.07.2015	60-612-000-54-5441-0000				91.91
Supplies for Repairs		146122	045792363	071.07.2015	60-612-000-54-5441-0000				121.33
								Vendor Total:	213.24
03929	Cold Stone Creamery								
Inv# 052415 Premium Banquets		145658	052415	062.06.2015	60-612-901-52-5292-0000				817.50
								Vendor Total:	817.50
04045	Louis Glunz Beer Inc.								
Inv# 781833 Beer		145862	781833	063.06.2015	60-000-000-14-1412-0000				345.06
Inv# 786044 Beer		146091	786044	071.07.2015	60-000-000-14-1412-0000				231.72

Fund	Description	Vendor No	Vendor Name	Line Item Description	Check No	Invoice Number	Batch Number	GL Account Number	Amount
Vendor Total:									576.78
04121	UMB Bank N.A.								
	Produce	0	0159_1505020000	171.06.2015	60-000-000-14-1413-000C				43.20
	Fruit	0	0159_1505030000	171.06.2015	60-000-000-14-1413-000C				38.72
	Sample Uniforms	0	0159_1505040000	171.06.2015	60-612-902-53-5388-000C				75.11
	Sample Uniforms	0	0159_1505040000	171.06.2015	60-612-902-53-5388-000C				51.52
	Mothers Day Sundae Bar Supplies	0	0159_1505090000	171.06.2015	60-000-000-14-1415-000C				82.35
	Cake for Event	0	0159_1505090000	171.06.2015	60-000-000-14-1414-000C				126.19
	Mothers Day Sushi	0	0159_1505100000	171.06.2015	60-000-000-14-1411-000C				650.00
	Salmon	0	0159_1505160000	171.06.2015	60-000-000-14-1411-000C				120.94
	NRA Show Parking	0	0159_1505180000	171.06.2015	60-000-000-54-5432-000C				21.00
	NRA Show Parking	0	0159_1505180000	171.06.2015	60-000-000-54-5432-000C				21.00
	Produce Dicer	0	0159_1505210000	171.06.2015	60-612-902-53-5388-000C				359.00
	Salmon	0	0159_1505230000	171.06.2015	60-000-000-14-1411-000C				128.57
	Frisee for Tasting	0	0159_1505260000	171.06.2015	60-000-000-14-1413-000C				9.96
	Equipment Shelving Arrowhead	0	0191_1505150000	171.06.2015	60-612-000-57-5706-000C				1,627.08
	Parking Restaurant Show	0	0191_1505170000	171.06.2015	60-000-000-54-5432-000C				21.00
	Parking Restaurant Show	0	0191_1505170000	171.06.2015	60-000-000-54-5401-000C				21.00
	Roofing Service	0	0256_1505040000	171.06.2015	60-612-000-54-5441-000C				3,000.00
	Cables and Connectors	0	0256_1505050000	171.06.2015	60-000-000-53-5313-000C				124.13
	Batteries	0	0256_1505070000	171.06.2015	60-000-000-53-5312-000C				226.82
	Batteries	0	0256_1505070000	171.06.2015	60-000-000-53-5312-000C				785.97
	Premium Ad for Arrowhead Golf Club	0	0280_1505010000	171.06.2015	60-612-415-54-5426-000C				350.00
	Text Monthly Service Fee	0	0306_1505020000	171.06.2015	60-612-415-54-5426-000C				63.90
	Plaques for Outgoing Board Members	0	0306_1505120000	171.06.2015	60-000-000-54-5401-000C				33.00
	Bridal Expo Eblast for Arrowhead Weddings	0	0306_1505120000	171.06.2015	60-612-415-54-5426-000C				1,196.25
	Arrowhead Search Engine Optimization	0	0306_1505130000	171.06.2015	60-612-415-54-5426-000C				619.95
	Advertisement in Danada Life of Wheaton	0	0306_1505150000	171.06.2015	60-000-415-54-5442-000C				292.00
	Hangers	0	0331_1505150000	171.06.2015	60-611-911-53-5301-0000				475.00
	Preorder for Wedding Late Night Snack 6-2-15	0	0389_1505020000	171.06.2015	60-612-901-53-5390-000C				220.00
	Exclusive Towel Wedding Package	0	0389_1505060000	171.06.2015	60-612-901-52-5292-000C				266.79
	Mothers Day Rentals	0	0389_1505070000	171.06.2015	60-612-000-52-5220-000C				220.97
	Food Handler Certificate	0	0389_1505080000	171.06.2015	60-000-000-54-5432-000C				15.00
	Temporary Food Permit Prepay Paws for Breakf	0	0389_1505200000	171.06.2015	60-612-000-54-5429-000C				110.00
	Memorial Weekend Sunday Employee Appreciat	0	0389_1505240000	171.06.2015	60-000-000-54-5434-000C				53.00
	Show Special NRA LRS Remote for Service Ref	0	0389_1505270000	171.06.2015	60-612-901-53-5390-000C				322.37
	Air Filters	0	0397_1505040000	171.06.2015	60-000-000-54-5441-000C				500.57
	Wires and Cables	0	0397_1505060000	171.06.2015	60-000-000-53-5312-000C				208.20
	Superintendent Meeting	0	0455_1505010000	171.06.2015	60-000-000-54-5434-000C				16.74
	Outgoing Board Members WPD Momentos	0	0455_1505050000	171.06.2015	60-000-000-54-5401-000C				25.16
	Meeting with School Superintendent	0	0455_1505180000	171.06.2015	60-000-000-54-5438-000C				13.52
	Going Away Party for 2 Outgoing Commissioners	0	0455_1505200000	171.06.2015	60-000-000-54-5401-000C				126.12
	Cosley Run Meeting	0	0455_1505270000	171.06.2015	60-000-000-54-5434-000C				17.98
	Tressler Training Ex Director	0	0455_1505280000	171.06.2015	60-000-000-54-5432-000C				12.68
	NRPA Commissioner 1 Room Deposit	0	0463_1505040000	171.06.2015	60-000-000-54-5401-000C				51.90
	NRPA Commissioner 2 Room Deposit	0	0463_1505040000	171.06.2015	60-000-000-54-5401-000C				51.90
	NRPA Commissioner 4 Room Deposit	0	0463_1505040000	171.06.2015	60-000-000-54-5401-000C				51.89
	NRPA Executive Director and Director of SF Ro	0	0463_1505040000	171.06.2015	60-000-000-54-5432-000C				103.79
	NRPA Commissioner 3 Room Deposit	0	0463_1505040000	171.06.2015	60-000-000-54-5401-000C				51.89
	NRPA Executive Assistant and Marketing Direct	0	0463_1505040000	171.06.2015	60-000-000-54-5432-000C				25.94
	2015 Annual Golf Outing and Dinner	0	0463_1505050000	171.06.2015	60-000-000-54-5438-000C				48.34
	2015 Annual Golf Outing and Dinner	0	0463_1505050000	171.06.2015	60-000-000-54-5438-000C				48.34
	2015 Annual Golf Outing and Dinner	0	0463_1505050000	171.06.2015	60-000-000-54-5438-000C				48.33
	2015 Annual Golf Outing and Dinner	0	0463_1505050000	171.06.2015	60-000-000-54-5438-000C				48.33
	IAPD Training Seminar and New Commissioner	0	0463_1505290000	171.06.2015	60-000-000-54-5401-000C				64.00
	Job Posting for AGC Positions	0	0489_1505010000	171.06.2015	60-418-000-54-5426-000C				499.47
	IPRA Job Posting Restaurant Manager AGC	0	0489_1505050000	171.06.2015	60-418-000-54-5426-000C				165.00

Fund	Description	Vendor No	Vendor Name	Line Item Description	Check No	Invoice Number	Batch Number	GL Account Number	Amount
				IPRA Job Posting for Catering Sales Manager At 0		0489_1505050000	171.06.2015	60-418-000-54-5426-000C	165.00
				Craigslist- Catering Sales Manager Position	0	0489_1505060000	171.06.2015	60-418-000-54-5426-000C	25.00
				Craigslist- FOH BOH and Banquet Positions	0	0489_1505060000	171.06.2015	60-418-000-54-5426-000C	25.00
				Craigslist- Restaurant Manager Position	0	0489_1505060000	171.06.2015	60-418-000-54-5426-000C	25.00
				Craigslist- Restaurant Manager Position	0	0489_1505130000	171.06.2015	60-418-000-54-5426-000C	25.00
				Craigslist- Catering Sales Manager Position	0	0489_1505130000	171.06.2015	60-418-000-54-5426-000C	25.00
				Craigslist- AGC FOH BOF & Banquet Positions	0	0489_1505130000	171.06.2015	60-418-000-54-5426-000C	25.00
				Workable Job Postings for AGC Positions	0	0489_1505140000	171.06.2015	60-418-000-54-5426-000C	49.00
				Craigslist- Restaurant Manager Position	0	0489_1505270000	171.06.2015	60-418-000-54-5426-000C	25.00
				Craigslist- FOH BOH and Banquet Positions	0	0489_1505270000	171.06.2015	60-418-000-54-5426-000C	25.00
				Craigslist- Catering Sales Manager Position	0	0489_1505270000	171.06.2015	60-418-000-54-5426-000C	25.00
				Scallops for Special	0	0554_1505040000	171.06.2015	60-000-000-14-1411-000C	34.25
				Kitchen Uniforms	0	0554_1505060000	171.06.2015	60-612-902-53-5330-000C	1,655.26
				Kitchen Uniforms	0	0554_1505110000	171.06.2015	60-612-901-53-5330-000C	460.03
				Reservation and Request Off Books	0	0554_1505110000	171.06.2015	60-612-902-53-5388-000C	198.00
				Request Off Books	0	0554_1505130000	171.06.2015	60-612-902-53-5388-000C	632.50
				Parking for NRA Show	0	0554_1505170000	171.06.2015	60-612-000-54-5432-000C	21.00
				Battery Operated Vacuums	0	0554_1505180000	171.06.2015	60-612-902-53-5388-000C	190.81
				Office Supplies	0	0554_1505210000	171.06.2015	60-000-000-53-5302-000C	53.11
				Software Training	0	0554_1505220000	171.06.2015	60-612-000-54-5432-000C	695.00
				Beef Jerky	0	0554_1505270000	171.06.2015	60-000-000-14-1411-000C	106.52
				Patio Table Base	0	0554_1505280000	171.06.2015	60-612-000-53-5302-000C	414.20
Vendor Total:									18,851.56
04221	Plug & Pay Technologies								
	05/15 Plug N Pay Fees	0	053115	141.06.2015	60-611-000-52-5239-000C				179.10
	05/15 Plug N Pay Fees	0	053115	141.06.2015	60-612-000-52-5239-000C				15.00
Vendor Total:									194.10
04253	Howell, Eric								
	Performance at Arrowhead for June 13 2015	145689	061315	062.06.2015	60-612-902-52-5225-000C				300.00
	Performance at Arrowhead for July 4 2015	146085	070415	071.07.2015	60-612-902-52-5225-000C				300.00
Vendor Total:									600.00
04267	Martin Whalen Group Inc								
	AGC Clubhouse 052815-062715	0	69814_0615	062.06.2015	60-000-000-52-5211-000C				911.18
	AGC Clubhouse 060115-063015	0	70548_0615	062.06.2015	60-611-000-52-5211-0000				16.54
	AGC Clubhouse 060115-063015	0	70549_0615	062.06.2015	60-000-000-52-5211-000C				8.17
	AGC Clubhouse 060115-063015	0	70561_0615	062.06.2015	60-612-000-52-5211-000C				9.85
	AGC Clubhouse 060115-063015	0	70563_0615	062.06.2015	60-601-000-52-5211-000C				1.64
Vendor Total:									947.38
04274	Columbus Data Services LLC								
	05/15 ATM ICHG Trans Service Fee	0	053115	141.06.2015	60-000-000-52-5214-000C				25.77
Vendor Total:									25.77
04286	Mally, Sherry								
	Mileage Reimbursement May 2015	145714	053115	062.06.2015	60-000-000-54-5422-000C				25.30
Vendor Total:									25.30
04287	Global Payments Inc								
	05/15 Merchant CC Processing Fees	0	053115	141.06.2015	60-611-000-52-5239-000C				3,276.46
	05/15 Merchant CC Processing Fees	0	053115	141.06.2015	60-612-000-52-5239-000C				7,690.47
Vendor Total:									10,966.93
04292	American Express								
	05/15 Merchant CC Processing Fees	0	053115	141.06.2015	60-611-000-52-5239-000C				521.63

Fund	Description	Vendor No	Vendor Name	Line Item Description	Check No	Invoice Number	Batch Number	GL Account Number	Amount
				05/15 Merchant CC Processing Fees	0	053115	141.06.2015	60-612-000-52-5239-000C	1,386.68
								Vendor Total:	1,908.31
04296	Culligan DuPage Soft Water Service Inc			Salt Delivery- Arrowhead	145828	261958_0515S	063.06.2015	60-000-000-53-5313-000C	145.00
				Drinking Water- Arrowhead	145828	261958_0515W	063.06.2015	60-000-000-53-5313-000C	76.70
				Cooler Rental June 2015	145828	261958_0615R	063.06.2015	60-000-000-52-5210-000C	18.00
				Water Softener Rental June 2015	145828	261958_0615RS	063.06.2015	60-000-000-53-5313-000C	45.00
								Vendor Total:	284.70
04313	Cintas Fire Protection Loc F94 F75			Inv# F9400109017 Kitchen Test and Parts	145652	F9400109017	062.06.2015	60-000-000-53-5313-000C	160.00
								Vendor Total:	160.00
04317	Glass, Steve			Reimbursement - Liquor Purchase for Restaurant	145682	060415	062.06.2015	60-000-000-14-1412-000C	319.37
								Vendor Total:	319.37
04374	Wheaton Bank and Trust Company			05/15 WB&T Bank Analysis Charges that Excee 0		053115	141.06.2015	60-000-000-52-5214-000C	102.56
				ATM Replenishment Out of Concentration Acct# 0		060315	141.06.2015	60-000-000-10-1011-000C	16,000.00
				06/15 Deposit Bag Fee for Recreation & Arrowh 0		14245812	141.06.2015	60-611-000-52-5214-000C	16.07
				06/15 Deposit Bag Fee for Recreation & Arrowh 0		14245812	141.06.2015	60-612-000-52-5214-000C	16.07
								Vendor Total:	16,134.70
04438	Skowronski, Sean			Performance at Arrowhead for June 27 2015	146028	062715	064.06.2015	60-612-902-52-5225-000C	200.00
								Vendor Total:	200.00
04509	Moran, Timothy J.			Performance at Arrowhead for June 18 2015	145876	061815	063.06.2015	60-612-902-52-5225-000C	150.00
								Vendor Total:	150.00
04552	Mercereau, Martin			Performance at Arrowhead for July 3 2015	146097	070315	071.07.2015	60-612-902-52-5225-000C	200.00
								Vendor Total:	200.00
04557	Staples Contract and Commercial Inc			Whiskey Dinner Poster	145896	3254817582	063.06.2015	60-612-415-54-5426-000C	64.49
				Signage	145896	3256635417	063.06.2015	60-612-415-54-5426-000C	128.98
				Mardi Gras Poster Reprint	145896	3256635424	063.06.2015	60-612-415-54-5426-000C	64.49
				AGC Annual Report for 2014	145896	3259449872	063.06.2015	60-000-000-52-5235-000C	73.56
				AGC Annual Report for 2014	145896	3259449880	063.06.2015	60-000-000-52-5235-000C	664.44
								Vendor Total:	995.96
04637	Service Sanitation Inc.			Service at AGC 5/1/15-5/31/15	0	7011565	062.06.2015	60-611-000-52-5220-000C	465.00
								Vendor Total:	465.00
04639	Hayes, Michael			Performance at Arrowhead for June 11 2015	145685	061115	062.06.2015	60-612-902-52-5225-000C	150.00
								Vendor Total:	150.00
04646	Caliendo Inc.			AGC	145814	298822	063.06.2015	60-000-000-54-5434-000C	95.00

Fund	Description	Vendor No	Vendor Name	Line Item Description	Check No	Invoice Number	Batch Number	GL Account Number	Amount
Vendor Total:									95.00
04800	Advanced Disposal Services Solid Waste Midwest LLC								
AGC Clubhouse 060115-063015		145622	T0199239AGC_061	062.06.2015		60-000-000-52-5263-0000			112.40
Vendor Total:									112.40
04812	Kanno, Cary								
Performance at Arrowhead for June 12 2015		145695	061215	062.06.2015		60-612-902-52-5225-0000			200.00
Vendor Total:									200.00
04826	Harrells LLC								
Meridian 25WG 17 Oz		145847	INV00807473	063.06.2015		60-601-000-53-5335-0000			1,697.28
Vendor Total:									1,697.28
04903	Hernandez, Michael								
Performance at Arrowhead for July 2 2015		146082	070215	071.07.2015		60-612-902-52-5225-0000			150.00
Vendor Total:									150.00
04956	Range Servant America Inc.								
3 Range Signs		0	71258	062.06.2015		60-611-912-53-5342-0000			72.90
4 Tee Dividers		0	71258	062.06.2015		60-611-912-53-5342-0000			298.80
Vendor Total:									371.70
05007	Clarke Environmental Mosquito Mgmt Inc								
Mosquito Spray		145951	6352359	064.06.2015		60-612-902-52-5225-0000			540.00
Backpack Application		145951	6352433	064.06.2015		60-612-902-52-5225-0000			315.00
Vendor Total:									855.00
05037	Boda, John								
Performance at Arrowhead for June 20 2015		145808	062015	063.06.2015		60-612-902-52-5225-0000			200.00
Vendor Total:									200.00
05076	Occupational Health Centers of Illinois PC								
Back Evaluations - AGC Kitchen 5/19/15-5/21/1 0			1008857499	062.06.2015		60-418-902-52-5208-0000			49.50
Back Evaluations - AGC Maintenance 5/19/15-5 0			1008857499	062.06.2015		60-418-912-52-5208-0000			49.50
Back Evaluations-AGC Maintenance 05/26/15-0 0			1008870428	063.06.2015		60-418-912-52-5208-0000			49.50
Back Evaluations-AGC Kitchen 05/26/15-06/01/ 0			1008870428	063.06.2015		60-418-902-52-5208-0000			49.50
AGC Restaurant - Back Evaluation 6/9/15-6/12/ 0			1008891806	071.07.2015		60-418-902-52-5208-0000			437.50
AGC Maintenance - Back Evaluation 6/9/15-6/1 0			1008891806	071.07.2015		60-418-912-52-5208-0000			49.50
AGC Kitchen - Back Evaluations 6/17/15-6/22/1 0			1008903502	071.07.2015		60-418-902-52-5208-0000			99.00
AGC Maintenance - Back Evaluations 6/17/15-6 0			1008903502	071.07.2015		60-418-912-52-5208-0000			49.50
Vendor Total:									833.50
05084	Brown, Brent G.								
Performance at Arrowhead for June 19 2015		145810	061915	063.06.2015		60-612-902-52-5225-0000			200.00
Vendor Total:									200.00
05091	Grasso Graphics Inc								
New WPD Letterhead		145973	27019	064.06.2015		60-000-000-52-5235-0000			139.03
Vendor Total:									139.03
05132	Burke Beverage Inc.								
Inv# 335883 Liquor		145644	335883	062.06.2015		60-000-000-14-1412-0000			452.00
Inv# 338754 Wine		146056	338754	071.07.2015		60-000-000-14-1412-0000			310.75
Vendor Total:									762.75

Fund	Description	Vendor No	Vendor Name	Line Item Description	Check No	Invoice Number	Batch Number	GL Account Number	Amount
05210	Screenvision			Monthly Ad at Studio Movie Grill 6/12/15-7/9/1	146024	LOC_000075198	064.06.2015	60-612-415-54-5426-0000	368.00
Vendor Total:									368.00
05295	Burton, David			Performance at Arrowhead for June 25 2015	145942	062515	064.06.2015	60-612-902-52-5225-0000	150.00
Vendor Total:									150.00
05328	Pendleton Turf Supply Inc			2 Kochek 1 In x 100 Ft Hoses	145725	2551	062.06.2015	60-601-000-53-5331-0000	448.00
Vendor Total:									448.00
05369	Baltazar, Michael			Performance at Arrowhead for June 26 2015	145933	062615	064.06.2015	60-612-902-52-5225-0000	200.00
Vendor Total:									200.00
05480	Dunbar Armored Inc.			06/2015 Armored Services for AGC ATM	0	3592528	064.06.2015	60-000-000-52-5214-0000	79.30
Vendor Total:									79.30
05496	Nexbelt LLC			Golf Series Belts	146102	16866	071.07.2015	60-000-000-14-1431-0000	399.00
				Essentials Series Belts	146102	16866	071.07.2015	60-000-000-14-1431-0000	231.24
Vendor Total:									630.24
05567	Select Beverage Company Inc.			Inv# 4057 Liquor	146121	4057	071.07.2015	60-000-000-14-1412-0000	216.00
Vendor Total:									216.00
05593	Charles J Fiore Company Inc.			Flowers to Complete Driving Range Project	146060	172533	071.07.2015	60-611-000-57-5701-0000	802.50
Vendor Total:									802.50
05602	Fox, Janet			Refund of League Fees for Medical Reasons	145677	053015	062.06.2015	60-611-912-42-4201-0000	360.00
Vendor Total:									360.00
05645	Nelson and Holmberg Inc.			Landscape Materials for Driving Range Project	146000	5283	064.06.2015	60-611-000-57-5701-0000	4,158.87
Vendor Total:									4,158.87
Fund Total:									313,307.52
70	Information Systems ISF			00064 AT&T					
				District Wide 050215-060115	145630	26064006665_0615	062.06.2015	70-000-000-52-5262-0000	40.54
				District Wide 051715-061615	146049	630Z040133_0615	071.07.2015	70-000-000-52-5262-0000	7.45
Vendor Total:									47.99
00069	AT&T Long Distance			District Wide 050915-060815	146052	854400680_0615	071.07.2015	70-000-000-52-5262-0000	0.83
Vendor Total:									0.83
00158	CDW Government Inc.			Linksys - Finance	145649	VN45363	062.06.2015	70-000-000-53-5305-0000	36.78
				UPS Battery - Server	145649	VN51878	062.06.2015	70-000-000-53-5305-0000	391.72

Fund **Description**
Vendor No **Vendor Name**

Line Item Description	Check No	Invoice Number	Batch Number	GL Account Number	Amount
MS Server 2012 R2 Standard	145649	VP23334	062.06.2015	70-000-000-52-5240-0000	574.84
Charger for Server	145649	VP40840	062.06.2015	70-000-000-53-5305-0000	73.83
Cleaning Tape for Backup System	145819	VR82668	063.06.2015	70-000-000-53-5305-0000	58.62
McAfee Software Renewal	145947	VV95272	064.06.2015	70-000-000-52-5240-0000	1,522.50
Adapter for Lincoln Marsh	146059	WD07442	071.07.2015	70-000-000-53-5305-0000	22.94
Monitors for Lincoln Marsh	146059	WD24540	071.07.2015	70-000-000-53-5305-0000	180.47
Vendor Total:					2,861.70
00492 JDA					
IT Support Services July 2015	0	July 2015	064.06.2015	70-000-000-52-5240-0000	9,056.67
Vendor Total:					9,056.67
05087 Zeriva LLC					
Zeriva-Cisco 2821	146039	CI1501404	064.06.2015	70-000-000-53-5305-0000	295.00
Vendor Total:					295.00
Fund Total:					12,262.19
75 Health Insurance					
00270 Flexible Benefit Service Corp.					
Billing 5/1/2015 - 5/31/2015	145841	421821	063.06.2015	75-000-000-52-5274-0000	144.00
Vendor Total:					144.00
00725 Park District Risk Mgmt Agency					
WDSRA%	146010	May 2015	064.06.2015	75-000-000-12-1222-0000	440.52
Foundation%	146010	May 2015	064.06.2015	75-000-000-12-1221-0000	212.54
Group Term Life Insurance	146010	May 2015	064.06.2015	75-000-000-52-5230-0000	874.39
Health/Dental Insurance	146010	May 2015	064.06.2015	75-000-000-52-5231-0000	124,457.76
Vendor Total:					125,985.21
Fund Total:					126,129.21
Report Total:					1,177,809.48



TO: Board of Commissioners

FROM: Andy Bendy, Director of Special Facilities
Steve Glass, Food & Beverage Director

THROUGH: Michael Benard, Executive Director

RE: Arrowhead Linen Supply Bid 2015

DATE: July 15, 2015

SUMMARY: Arrowhead's re-bid of its 2015 Linen Supply Bid Spec document was available to vendors Wednesday, June 22, 2015 with bids officially opened Tuesday, June 30, 2015 at the Prairie address.

A separate spreadsheet detailing the bid results received from three linen supply companies is attached.

Valley Linen Supply is the highest bidder. They can supply all requested bid line items and submitted zero changes or additions to Arrowhead's original bid specs. Valley Linen Supply submitted 1, 2 and 3 year contract with no increases for year 2 or 3. Their offer of a 3% discount on invoices paid within 25 days keeps them as highest bidder although narrowly. Their minimum weekly billing figure is 25%.

Mickey's Linen was the second highest bidder and offered a 1, 2 and 3 year contract with no increase for year 2 or 3. Mickey's added edits to the legal terms of the original bid including deleting the original termination clause and indemnification clause. Mickey's Linen offered a 50% minimum weekly billing figure. Mickey's Linen can supply all requested bid line items. Staff removed Mickey's Linen from their consideration of prospective linen services due to their changes to the integrity of the document as page 3 of the original bid document states, in bold, that no modification of a bid will be considered.

Aramark Uniform Services is Arrowhead's current linen provider whose contract will end August 2015. Aramark is the lowest bidder and can supply all but one line item. As this has been the case through Aramark's current contract with Arrowhead, Arrowhead has purchased their own supply of that line item and Aramark dry cleans those pieces as necessary. Aramark has made no changes to the bid document or contract. Aramark has submitted 1, 2 and 3 year contracts with no increase in year 2 or 3. Aramark offers a minimum weekly billing figure of 50%.

Implementation:

This contract will begin August 24, 2015.

Impact:

A contract with a responsible vendor will provide quality linen to our valued event and restaurant clients as well as kitchen staff. A 3 year contract will ensure a fair and steady price to Arrowhead's budget.

PREVIOUS COMMITTEE/BOARD ACTION: At the June 17 meeting, the board rejected all bids and requested staff to rebid the document.

REVENUE OR FUNDING IMPLICATIONS:

STAKEHOLDER PROCESS:

LEGAL REVIEW: Attached.

ALTERNATIVES:

RECOMMENDATION: Staff looks for the board's recommendation of a 3 year contract with Aramark Uniform Services as Arrowhead's linen vendor.

2015 RE-BID RESULTS
ARROWHEAD LINEN SUPPLY

ARAMARK

	Peak Season Inventory	1 YEAR		2 YEAR		3 YEAR	
		Min weekly		Min weekly		Min weekly	
		Price per piece	billing % 50%	Price per piece	billing % 50%	Price per piece	billing % 50%
Bar towels, standard, white	2400 pcs.	0.08		0.08		0.08	
Aprons, white, kitchen, bib, no pocket	250 pcs.	0.15		0.15		0.15	
Napkins, Black	120 pcs.	0.07		0.07		0.07	
Napkins, Ivory	10,000 pcs.	0.07		0.07		0.07	
Tablecloth, 85" x 85", color ivory, folded	350 pcs.	0.85		0.85		0.85	
Tablecloth, 52" x 114", color ivory, folded	120 pcs.	0.88		0.88		0.88	
Tablecloth, 71 x 71", color ivory, folded	66 pcs.	0.70		0.70		0.70	
Tablecloth, 156" x 90", color ivory, folded	16 pcs.	10.95		10.95		10.95	
Tablecloth, 120" round, color ivory, hanger	80 pcs.	4.50		4.50		4.50	
Chef coats, white, various sizes as needed	36 pcs.	0.35		0.35		0.35	
		18.60		18.60		18.60	

MICKEY'S LINENS

VALLEY

	Peak Season Inventory	1 YEAR		2 YEAR		3 YEAR		1 YEAR		2 YEAR		3 YEAR	
		Min weekly		Min weekly		Min weekly		Min weekly		Min weekly		Min weekly	
		Price per piece	billing % 50%	Price per piece	billing % 50%	Price per piece	billing % 50%	Price per piece	billing % 25%	Price per piece	billing % 25%	Price per piece	billing % 25%
Bar towels, standard, white	2400 pcs.	0.15		0.15		0.15		0.16		0.16		0.16	
Aprons, white, kitchen, bib, no pocket	250 pcs.	0.30		0.3		0.3		0.29		0.29		0.29	
Napkins, Black	120 pcs.	0.08		0.08		0.08		0.08		0.08		0.08	
Napkins, Ivory	10,000 pcs.	0.08		0.08		0.08		0.08		0.08		0.08	
Tablecloth, 85" x 85", color ivory, folded	350 pcs.	1.25		1.25		1.25		1.29		1.29		1.29	
Tablecloth, 52" x 114", color ivory, folded	120 pcs.	1.25		1.25		1.25		1.18		1.18		1.18	
Tablecloth, 71 x 71", color ivory, folded	66 pcs.	0.72		0.72		0.72		0.75		0.75		0.75	
Tablecloth, 156" x 90", color ivory, folded	16 pcs.	10.95		10.95		10.95		10.95		10.95		10.95	
Tablecloth, 120" round, color ivory, hanger	80 pcs.	4.75		4.75		4.75		5.50		5.50		5.50	
Chef coats, white, various sizes as needed	36 pcs.	0.80		0.80		0.80		0.80		0.80		0.80	
		20.33		20.33		20.33		21.08		21.08		21.08	

TO: Board of Commissioners

FROM: Paul Stanczak, Parks & Building Superintendent

THROUGH: Michael Benard, Executive Director

RE: Community Center & Central Athletic Center - Janitorial Services Bid

DATE: July 6, 2015



SUMMARY:

Bids were solicited for Community Center and Central Athletic Center janitorial services for three-year contract. The current contract for the Community Center will expire August 31, 2015.

Cleaning services are performed at the Community Center every day of the year with the exception of two holidays. Nearly all rooms are cleaned on a daily basis including: floors, windows, trash containers, and bathrooms. These services will be performed between the hours of 10pm and 5am. Facility staff supplements this work during the day to set up rooms and associated work.

A separate bid amount was requested for cleaning at the "Central Athletic Center". This building became operational since the previous bid and has been cleaned by current staff as time allows. During the summer, the facility would be cleaned at night two times per week. During the winter, it would be cleaned three times per week during the day. Parks staff would supplement this work similar to the Community Center by setting up for programs and taking care of daily tasks.

Bid packets were mailed to companies and a legal notice was placed in the Daily Herald on April 7, 2015. Sealed bids were opened at 10:00 am on April 28, 2015 at the Administration Building.

Specifications were provided to twenty-nine contractors and the following attended the mandatory pre-bid meeting on Monday, April 20, 2015:

Allied Consulting and Associates
BQC, Inc.
Bright Sky Inc.
Crystal Maintenance Services Corp.

EBM Clean
EcoClean Maintenance
Mlady Commercial Services
Perfect Cleaning Services

SCC Cleaning Co., Inc.
Service Professional Maintenance &
ServiceMaster Clean

Tenacious Cleaning Services, Inc.
Titus Cleaning Services, Inc.
Total Facility Maintenance, Inc.

The following three contractors provided bids:

Bidder	Three-Year Total CC	Three-Year Total CAC
Perfect Cleaning	\$178,200	\$28,080
Eco Clean Maintenance	\$221,364	\$87,360
Crystal Maintenance	\$246,540	\$24,660

Perfect Cleaning is the current contractor at the Community Center. Their bid is less than the current contract amount of \$200,000 for 2012 to 2015. This contract amount was requested one of the other bidders and provided via addendum, which likely resulted in the low bid response.

As the current contractor at the facility, we have had some concerns with Perfect Cleaning's performance. The managers at the company have been responsive; however we typically have only seen short term improvement. A meeting was held to discuss these concerns and identify two contract provisions that we hope will encourage improved service. This includes the ability to charge the company for remedial cleaning by our staff (who has been advised to code their work logs appropriately when necessary). In addition, the contract allows us to terminate their services with 30 day notice:

IX. TERMINATION

Owner reserves the right to terminate the Contract at any time upon at least thirty (30) days prior written notice in the event that Owner is not satisfied with the Contractor's performance of the work, or immediately in the event of Bidder's breach or default of any of its obligations under the Contract and Contractor fails to cure said breach or default within ten (10) days after demand from the Park District to take corrective action. Owner reserves the right terminate the Contract as otherwise indicated in the Contract included in these Bid Documents.

Crystal Maintenance previously held the contract for the Community Center and are the low bidder for the work at the

PREVIOUS COMMITTEE/BOARD ACTION:

The current contract with Perfect Cleaning was approved in June 2012. The bid results at that time were:

Bidder	Three Year Total
Perfect Cleaning	\$200,000
Crystal Maintenance	\$244,080
Best Quality Cleaning	\$261,00
Service Master Clean	\$286,090
GSF- USA Inc.	\$308,160
Eco Clean Maintenance	\$317,808

REVENUE OR FUNDING IMPLICATIONS:

Funds for the cleaning services at the Community Center are currently budgeted. Additional funds would need to be budgeted for the services at the Central Athletic Center.

STAKEHOLDER PROCESS:

N/A

LEGAL REVIEW:

Bid documents and agreements were reviewed by our legal counsel.

ATTACHMENTS:

N/A

ALTERNATIVES:

N/A

RECOMMENDATION:

It is recommended that the Wheaton Park District Board of Commissioner's approve the proposal from Perfect Cleaning for janitorial services at the Community Center in the amount of \$178,200 over three years and the proposal from Crystal Maintenance for janitorial services at the Central Athletic Center in the amount of \$24,660 over three years.



TO: Board of Commissioners

FROM: Owen O'Reilly, Mechanic

THROUGH: Rob Sperl, Director of Parks and Planning

RE: Fleet Purchases

DATE: July 6, 2015

SUMMARY:

Four fleet vehicles are scheduled for replacement in 2015.

2005	Colorado Chevy #1151 - pool maintenance pick up	\$22,000.00	10-101-000-57-5701-0000
2005	GMC Pickup #1119	\$32,000.00	10-101-000-57-5701-0000
2005	Pickup#1105 - zoo truck and snow plow	\$32,000.00	10-101-000-57-5706-0000
2005	Toro 4000D #1307	\$88,230.00	10-101-000-57-5701-0000

The cooperative state purchasing bids out vehicles that are similar to these every other year. Bob Ridings Fleet Sales continues to be the current vendor awarded this contract for pickup trucks and MTI distributing is the current vendor for Toro mowers. Attached are the quotes for replacement of each vehicle.

We will dispose of the existing vehicles/equipment subsequent to the board declaring them surplus at the August board meeting through an approved auction site utilizing local trade in estimates for the base bid amount.

PREVIOUS COMMITTEE/BOARD ACTION:

Not applicable.

REVENUE OR FUNDING IMPLICATIONS:

Funds were allocated in the 2015 budget as noted above. We are recommending some slight adjustments to meet current needs with the total recommendation remaining within budget.

STAKEHOLDER PROCESS:

Not applicable.

LEGAL REVIEW:

Joint purchasing agreements were reviewed in 2013 and considered acceptable.

ATTACHMENTS:

Proposals

State contract

ALTERNATIVES:

Bids can be accepted, however previous experience indicates single bids will be received based non-competition between dealers.

RECOMMENDATION:

Staff recommends the purchase of the following equipment through the state purchasing:

Ford F250 Crew Cab, Short Bed #1151	\$24,740.00
Ford F250 Crew Cab, Short Bed with snow plow #1119	\$30,235.00
Ford F250Regular Cab, Long Bed with snow plow #1105	\$26,530.00
Toro Groundsmaster 4000D	\$74,836.47

***Bob Ridings Fleet Sales
Todd Crews, Fleet Sales Mgr.
931 Springfield Rd
Taylorville IL 62568***

Ph. 217-824-2207

Email toddfleet@aol.com

Fax 217-824-4252

Tuesday, June 16, 2015

OWEN O'REILLY
WHEATON PARK DISTRICT
1000 MANCHESTER RD
WHEATON, IL 60187

Dear Owen:

Thank you for your inquiry about our Fleet Sales Program, note this proposal is in association with our State of Illinois contract # 4017340. We are pleased you are again considering us for your new truck and we can order it as follows. Delivery is estimated in 90-120 days after your order, note THIS PROPOSAL LETTER IS NOT AN ORDER, you must issue a purchase order to confirm, **ORDERS ARE DUE BY 9-30-15, call if any questions or changes and thanks,**

1 2016 Ford F250 CREW Cab 4x4 Pickup w/6.75ft SHORT Bed Truck # 1151
Includes All Standard Pkg Equipment
6.2 Litre V8 w/6spd Automatic 10,000 GVWR
Air Conditioning , Tilt Wheel, AM/FM Stereo
HD Trailer Pkg w/Hitch & Wiring \$23,490.00
Includes MANUAL 4x4 HUBS
Cruise Control NOT Ordered
ADD Auxiliary Helper Springs \$150.00
3.73 Limited Slip Axle NOT Ordered
All Terrain Tires \$150.00
Snowplow Prep Pkg NOT Ordered
Built in Factory Trailer Brake \$195.00
(1) Extra Program Key \$25.00
Factory Black Running Boards \$350.00
Delivery to your Location \$225.00
New Municipal Lic & Title \$155.00
White Ext, Steel Gray VINYL 40/20/40 Split Seat, Full Vinyl Floor Covering

YOUR COST, P/O # Pending \$24,740.00

NOTE if this outline is incorrect in any way please call me IMMEDIATELY to correct it.
Please contact me with any questions and thanks for your business!

Sincerely,

Todd Crews
Fleet Sales Manager

**Bob Ridings Fleet Sales
Todd Crews, Fleet Sales Mgr.
931 Springfield Rd
Taylorville IL 62568**

Ph. 217-824-2207

Email toddfleet@aol.com

Fax 217-824-4252

Friday, June 05, 2015

OWEN O'REILLY
WHEATON PARK DISTRICT
1000 MANCHESTER RD
WHEATON, IL 60187

Dear Owen:

Thank you for your inquiry about our Fleet Sales Program, note this proposal is in association with our State of Illinois contract # 4017340. We are pleased you are again considering us for your new truck and we can order it as follows. Delivery is estimated in 90-120 days after your order, note **THIS PROPOSAL LETTER IS NOT AN ORDER**, you must issue a purchase order to confirm, **ORDERS ARE DUE BY 9-30-15, call if any questions or changes and thanks,**

1 2015 Ford F250 CREW Cab 4x4 Pickup w/6.75ft SHORT Bed Truck # ~~1119~~ 1119

Includes All Standard Pkg Equipment

6.2 Litre V8 w/6spd Automatic 10,000 GVWR

Air Conditioning, Tilt Wheel, AM/FM Stereo

HD Trailer Pkg w/Hitch & Wiring \$23,490.00

Includes MANUAL 4x4 HUBS

Cruise Control NOT Ordered

ADD Auxiliary Helper Springs \$150.00

3.73 Limited Slip Axle NOT Ordered

LT265 All Terrain Tires \$420.00

Snowplow Prep Pkg \$75.00

Built in Factory Trailer Brake \$195.00

Factory Black Running Boards \$350.00

WESTERN 7.5ft Pro Plow Snowplow \$5175.00

Delivery to your Location \$225.00

New Municipal Lic & Title \$155.00

White Ext, Steel Gray VINYL 40/20/40 Split Seat, Full Vinyl Floor Covering

YOUR COST, P/O # Pending \$30,235.00

NOTE if this outline is incorrect in any way please call me IMMEDIATELY to correct it.
Please contact me with any questions and thanks for your business!

Sincerely,

Todd Crews
Fleet Sales Manager

**Bob Ridings Fleet Sales
Todd Crews, Fleet Sales Mgr.
931 Springfield Rd
Taylorville IL 62568**

Ph. 217-824-2207

Email toddfleet@aol.com

Fax 217-824-4252

Wednesday, July 01, 2015

OWEN O'REILLY
WHEATON PARK DISTRICT
1000 MANCHESTER RD
WHEATON, IL 60187

Dear Owen:

Thank you for your inquiry about our Fleet Sales Program, note this proposal is in association with our State of Illinois contract # 4017340. We are pleased you are again considering us for your new truck and we can order it as follows. Delivery is estimated in 90-120 days after your order, note **THIS PROPOSAL LETTER IS NOT AN ORDER**, you must issue a purchase order to confirm, **ORDERS ARE DUE BY 9-30-15, call if any questions or changes and thanks,**

1	2016 Ford F250 Regular Cab 4x4 Pickup w/8ft LONG Bed	Truck # 1105
	Includes All Standard Pkg Equipment	
	6.2 Litre V8 w/6spd Automatic 10,000 GVWR	
	Air Conditioning, Tilt Wheel, AM/FM Stereo	
	HD Trailer Pkg w/Hitch & Wiring	\$20,080.00
	Includes MANUAL 4x4 HUBS	
	Cruise Control NOT Ordered	
ADD	Auxiliary Helper Springs	\$150.00
	3.73 Limited Slip Axle	NOT Ordered
	All Terrain Tires	\$150.00
	Snowplow Prep Pkg	\$75.00
	Built in Factory Trailer Brake	\$195.00
	(1) Extra Program Key	\$25.00
	Factory Black Running Boards	\$300.00
WESTERN	7.5ft ProPlow Snowplow	\$5175.00
	Delivery to your Location	\$225.00
	New Municipal Lic & Title	\$155.00
	White Ext, Steel Gray VINYL 40/20/40 Split Seat, Full Vinyl Floor Covering	
	YOUR COST, P/O # Pending	\$26,530.00

NOTE if this outline is incorrect in any way please call me IMMEDIATELY to correct it.
Please contact me with any questions and thanks for your business!

Sincerely,

Todd Crews
Fleet Sales Manager



**MTI Distributing
Equipment Proposal
July 9, 2015**



**Owen O'Reilly
Wheaton Park District
1000 Manchester Road
Wheaton, IL 60187**

Expiration Date 8/8/2015

ILLINOIS STATE CONTRACT PRICING

Qty	Model Number	Description	State Contract Price	Price Extension
1	30609	Toro Groundsmaster 4000-D	\$53,908.00	\$53,908.00
1	30636	All Season Cab	\$13,069.81	\$13,069.81
1	30706	Cab Light Kit	\$381.10	\$381.10
8	93-5974	Foam Filled 8" Caster Wheel	\$106.57	\$852.56
1	HCT 60	60 inch MB Rotary Broom	\$6,625.00	\$6,625.00
TOTALS				
Equipment Total				\$74,836.47
Toro Protection Plus				\$0.00
Trade Ins				\$0.00
Estimated Sales/Use Tax				\$0.00
Total				\$74,836.47

Quote is valid for 30 days

New Toro commercial equipment comes with a two-year manufacturer warranty

Equipment delivery at no additional charge

Thank you for the opportunity to submit this quote. If you have any questions, please do not hesitate in contacting us.

**Karen Wangenstein
Inside Sales Representative
763-592-5643**

MTI Distributing, Inc. • 4830 Azelia Avenue N. #100 • Brooklyn Center, MN 55429

UNIVERSITY OF ILLINOIS

URBANA-CHAMPAIGN • CHICAGO • SPRINGFIELD

AGREEMENT BETWEEN THE BOARD OF TRUSTEES OF THE UNIVERSITY OF ILLINOIS AND WHEATON PARK DISTRICT

The parties to this Agreement are the Board of Trustees of the University of Illinois, a body corporate and politic of the State of Illinois, on behalf of its Office of Recreation & Park Resources on the Urbana-Champaign campus ("University"), and Wheaton Park District, a(n) Government Entity with a principal office at 102 E. Wesley St, Wheaton, Illinois 60187 ("Client") or ("YOU").

ARTICLE 1. PURPOSE.

Client desires to engage the expertise of University to perform certain services, and University has determined that performing the services will promote one or more of the University's missions of public service, research, teaching, and economic development.

ARTICLE 2. SCOPE OF SERVICES.

2.1. Services to Be Performed. University shall perform the following "Services":

ORPR will select a random sample of 2000 households to survey on behalf of the Wheaton Park District. ORPR and the Wheaton Park District will cooperatively develop a community survey. ORPR will deliver the survey, collect and analyze data and provide a report on the final results.

2.2. Deliverables. University shall deliver to Client the following reports or other deliverables:

ORPR will provide a report on the survey results and present on the results at a Wheaton Park District board meeting (date tbd).

2.3. Discrepancies and Omissions. If there are any discrepancies or omissions regarding the scope of Services, University will obtain written clarification from Client before providing the Services at issue.

ARTICLE 3. TERM AND TERMINATION.

3.1. Term. The term of this Agreement shall be September 08, 2015 or from the date signed by the last party to sign this Agreement through December 08, 2015.

3.2. Renewal Options. The parties may renew this Agreement only by written amendment in accordance with Section 9.7. The term, including all renewals, shall not exceed five years. The parties may adjust compensation rates at time of renewal.

UNIVERSITY OF ILLINOIS

URBANA-CHAMPAIGN • CHICAGO • SPRINGFIELD

3.3. Termination for Cause. A party that defaults in performance or commits a material breach of this contract ("defaulting party") shall have 10 days to cure the default or breach after receiving notice from the other party. The other party may terminate this contract without further notice if the defaulting party fails to cure the breach within the prescribed period, or within an agreed period of time.

3.4. Termination for Convenience. Either party may terminate this Agreement for convenience upon 30 days' prior written notice to the other party.

3.5. Effect of Early Termination. In the event of early termination, Client shall pay University for Services performed to the date of termination and for the cost of all non-cancellable obligations made on Client's behalf.

ARTICLE 4. COMPENSATION.

4.1. Rate of Compensation. Client shall pay University compensation at the rate of \$11,025 for a maximum total payment of \$11,025 for all Services performed.

4.2. Payment Schedule. Client shall pay University according to the following schedule:
1/2 is due upon approval of the contract (\$5,512.50). The remaining balance will be due in January of 2015.

4.3. Remittance Instructions. Not more frequently than monthly, University will submit to Client an invoice for Services performed, including any allowable reimbursable expenses incurred. Within 30 days of its receipt of invoice, Client will remit the total due to University at the address indicated on the invoice. University will not pay interest on Client funds advanced or otherwise held on deposit.

4.4. Late Payments. University will assess a finance charge of 21% per annum (1.75% per month) on the unpaid balance each month. University may refer Client's past due account for collection or may authorize legal action against Client for collection. Client shall be liable for all reasonable collection costs and expenses, including any attorney fees and court costs.

4.5. Suspension of Services. University may suspend performance of Services with five days' written notice for Client's failure to make timely payments. University will resume performance upon Client's payment of all monies owed to University, provided that Client is not otherwise in default of its obligations under this Agreement.

ARTICLE 5. LIABILITY.

UNIVERSITY OF ILLINOIS

URBANA-CHAMPAIGN • CHICAGO • SPRINGFIELD

5.1. DISCLAIMER. University makes no representations, and disclaims all warranties, express or implied, including any warranties of merchantability, fitness for a particular purpose and non-infringement, regarding all services, goods, and facilities furnished to Client under this Agreement.

1.1. Limitation of Liability. University shall not be liable to Client for any indirect, special, exemplary, consequential, or incidental damages or lost profits arising out of, or relating to, this Agreement, even if University had been advised of the possibility of such damages. University's liability to Client for breach of contract damages shall not exceed the amount of compensation actually paid by Client for Services performed.

1.2. Libelous Matter. Client shall be responsible for all claims and liabilities arising out of any libelous or other unlawful matter contained in data furnished by Client to University.

ARTICLE 6. INSURANCE.

During all times relevant to this Agreement, each party shall maintain general liability insurance, whether through a commercial policy or through a program of self-insurance, with minimum limits of \$1 million per claim and \$3 million aggregate, and shall furnish the other party with evidence of such insurance upon request.

ARTICLE 7. RIGHTS IN WORK PRODUCT.

Title to existing intellectual property used by University in performing the Services shall remain vested in the original owner. Title to all intellectual property conceived or made by University employees and agents in performance of Services shall vest in University. Title to all tangible property made by University employees and agents in performance of Services shall vest in University unless specifically identified as a deliverable under Section 2.2. In such event, title to all deliverable tangible property shall vest in Client upon delivery by University.

ARTICLE 8. THIRD PARTY INTELLECTUAL PROPERTY RIGHTS.

Client shall pay all costs and expenses, including royalties and license fees, incident to any third party intellectual property rights required to perform the Services. Client shall indemnify University and its trustees, officers and employees against all third party infringement claims arising from intellectual property rights furnished by Client to University for its use in performing this Agreement.

ARTICLE 9. GENERAL PROVISIONS.

9.1. Force Majeure. A party is excused from performing its obligations under this contract when conditions beyond its control and unforeseen by the parties make its performance commercially impractical, illegal, or impossible. Conditions of excuse include, but are not limited to: natural disasters, strikes, fires, war, terrorism and threats of terrorism, government actions, and acts or omissions of third parties. So long as the conditions continue, the party whose performance is affected shall keep the other party fully informed about the conditions and the prospects of their ending.

9.2. Independent Contractor. The parties are independent contractors with respect to each other. Nothing in this contract is intended to create any association, partnership, joint venture, or agency relationship between them.

9.3. Use of Name. YOU shall not use University's name or protected marks for any commercial purpose without University's advance written consent.

9.4. Headings. Headings in this contract are intended only to assist with readability and are not substantive.

9.5. Severability. If any provision of this contract is held by a court of competent jurisdiction to be unenforceable, the provision shall be severed from this contract so long as severance does not affect the enforceability or essential purpose of the remainder of the contract.

9.6. Assignment. Neither party may assign its obligations under this contract without the prior written consent of the other party.

9.7. Amendments. No modification of this contract shall be effective unless made by a written amendment signed by each party's authorized signatory.

9.8. Compliance with Laws. Each party shall perform its obligations in compliance with all relevant laws governing its performance. Breach of this provision is a material breach of this contract.

9.9. Waiver. The failure of either party to enforce any provision of this contract shall not waive the party's right to later enforce the provision or the contract.

9.10. Non-Exclusivity. This contract is non-exclusive.

9.11. Counterparts/Facsimile Signatures. This contract may be signed in counterparts. Facsimile signatures constitute original signatures for all purposes.

9.12. Ambiguities. Any rule of construction that would resolve ambiguities against the drafting party shall not apply in interpreting this contract.

UNIVERSITY OF ILLINOIS

URBANA-CHAMPAIGN • CHICAGO • SPRINGFIELD

9.13. Notices. To be enforceable, all notices must be in writing and delivered to the party's representative named below by either certified mail, return receipt requested, or commercial carrier with delivery receipt. Notices are effective upon receipt by the designated representative. A party may change its representative at any time by written notice to the other party.

University Representative:

Jarrod Scheunemann

Office of Recreation & Park Resources

104 Huff Hall, 1206 S. Fourth St.

Champaign, Illinois, 61820

217.265.5296

scheune1@illinois.edu

Client Representative:

Wheaton Park District

Mike Benard

102 E. Wesley St

Wheaton, Illinois 60187

630-510-4945

mbenard@wheatonparks.org

9.14. Choice of Law. This contract shall be interpreted by application of Illinois law without regard to its conflicts provisions.

9.15. Integration. This contract with its attachments, amendments and incorporated references constitutes the parties' entire agreement regarding the subject matter.

9.16. Authorized Signatories. The individuals signing this contract on a party's behalf represent that they have the requisite authority and intent to bind that party to this contract.

**THE BOARD OF TRUSTEES OF THE
UNIVERSITY OF ILLINOIS**

WHEATON PARK DISTRICT

By: _____

By: _____
Walter K. Knorr, Comptroller

Printed: _____

Title: _____

Date: _____

Pre-approved for legal form by LMP 3/7/2011.



Wheaton Park District

Proposal for
The Development of a Community-Wide Survey
2015

Office of Recreation & Park Resources
University of Illinois at Urbana-Champaign

Office of Recreation & Park Resources
"Helping Build Healthy Communities"

Wheaton Park District

Proposal for:
The Development of a Community-Wide Survey
Fall 2015

Research Team Members

Robin Hall, Director, ORPR
Jarrold Scheunemann, Community Services & Education Coordinator, ORPR
Dr. Michael Mulvaney, Professor at Eastern Illinois University & Consultant

Office of Recreation & Park Resources
University of Illinois
104 Huff Hall
1206 S. Fourth St
Champaign, Illinois 61820
www.orpr.illinois.edu

>> Table of Contents

Introduction	4
Statement of Qualifications	4
Purpose & Tentative Objectives	5
Statement of Work to be Performed	5
Results & Analysis.....	7
Timeline.....	8
Project Staff	8
Proposed Budget	9
References	10
Addendum: Organizational Profile	11
Addendum: Tentative Timeline Chart.....	14

Photos courtesy of Wheaton Park District



>> Introduction

Park District Commissioners with park and recreation professionals are responsible for providing their community with quality recreation opportunities. Today, the provision of recreational services and facilities is recognized as an essential component of a community's master plan. Citizens want opportunities for participation in quality recreation services, attractive parks and safe recreation facilities. Only through local government provisions can recreation truly be made available to all citizens. Park District sponsorship provides the primary opportunity for many people, and the only opportunity for some individuals, regarding access to recreational facilities such as parks, natural areas, recreation centers, tennis courts, softball and baseball diamonds, swimming pools, and other specialized facilities.



In remaining accountable for expenditures and to meet these community needs, the Wheaton Park District is interested in developing a community-wide survey. The purpose of the community survey is to provide accurate insight into community attitudes, opinions, and perceptions toward the park and recreation agencies programming, facilities and services. The data collected from this survey will be used by the Wheaton Park District to more accurately plan for the provision of programs, resources, and facilities to best meet the needs and interests of the residents. However, to ensure the results of the survey are valid indicators of the residents' recreation attitudes and behaviors, proper survey methods and procedures are needed. In response to this need, the Office of Recreation and Park Resources is interested in working with the Wheaton Park District to identify the specific purpose, techniques, and procedures of the community-wide survey to obtain a clear planning direction for the Wheaton Park District.

>> Statement of Qualifications

Since 1969, the Office of Recreation & Park Resources (ORPR) has been a principal link between the University of Illinois, the Department of Recreation, Sport & Tourism, and the communities of Illinois in the field of parks and recreation.

The activities of ORPR are carried out through a multi-method approach that includes applied research, workshops and seminars, teaching, preparation and dissemination of informational materials, community visits, consultations and surveys.

Our team knows parks and recreation in Illinois. Our staff has over 100 years of professional experience in leadership roles for Illinois park and recreation agencies. In the past year alone, ORPR has visited or provided consultations to over 40 communities on park and recreation issues, delivery and planning. ORPR staff have

been involved in surveys for the Frankfort Square Park District, the Oak Brook Sports Core, the Oak Lawn Park District and state-wide surveys for the Illinois Department of Natural Resources (2008, 2010 & 2013), Trails for Illinois (2012 & 2013), 4H Extension (2013) and the Illinois Park & Recreation Association (2009, 2011 & 2013). Final reports are available online at www.orpr.illinois.edu under the Resources, Reports and Research tab. We are currently under contract with the Illinois Department of Natural Resources and the Oak Lawn Park District to conduct surveys similar to this proposal.

>> Purpose & Tentative Objectives

The purpose of the community-wide study is to develop a base of research to direct short-term and long-range planning that will meet the needs of community residents.

The following tentative objectives are designed to meet the stated purpose; however, they are subject to change according to the needs of the Wheaton Park District:



1. To determine the resident's satisfaction with current parks, programs, facilities, and personnel services.
2. To determine current participation rates with existing parks, programs, and facilities.
3. To determine the quality of existing parks, programs, and facilities.
4. To encourage input from residents on needs for expansion or development of new parks, facilities, and/or programs.
5. To determine if residents are willing to increase their tax support for the possible development/expansion of recreation facilities and parks.
6. To determine the most effective form of publicity.
7. To obtain demographic and personal characteristics of Wheaton Park District residents.

>> Statement of Work to be Performed

Initial meeting(s)

ORPR will conduct an initial start-up meeting with Mike Benard, the Executive Director. The meeting should be scheduled soon after acceptance of the proposal. The purpose of this meeting will be to discuss the overall project with particular attention devoted to the project objectives and survey methodology. Focus groups will also be scheduled with Department Heads and Board of Commissioners. In addition, two focus group meetings will be held with community stakeholders and residents.

Sample Selection

A community survey will be mailed to 2000 households within the Wheaton Park District. An adult member of the household will be asked to complete the survey. Based upon previous studies and trends in survey research, the agency can expect about a 20% or higher response rate from a survey distributed to 2000 households, which falls within the 95 percent confidence interval.

Survey Development

A survey will be developed to collect information to meet the stated objectives of the study. Specifically, discussion from the start-up meeting(s) and focus group(s) will be used to develop the survey in partnership with the Wheaton Park District Board, Executive Director and staff. Staff and board involvement in this process are important to ensure the content of the survey meets agency needs. Staff and board participation is also important for successful implementation of surveys and recommendations based upon the study. It is expected a draft of the survey will be delivered to the Wheaton Park District early in the project. A follow-up meeting will be scheduled to discuss the Wheaton Park District's review of the survey in preparation for the final community survey. We desire to create a survey instrument that is not only statistically reliable and valid, but also meets the needs of the Wheaton Park District. Therefore, we will set a mutually agreed upon print date. Changes or updates can be made until two weeks prior to that date, but no later.



Information items likely to be part of the questionnaire may include: household demographics; usage patterns of parks, programs and facilities; attitudes about personnel, parks, programs, and facilities; quality of personnel, parks, programs, and facilities; opinions on future expansion and/or development projects, and; input on the effectiveness of various marketing strategies. The research team and representatives of the Wheaton Park District will collaborate throughout the survey development to satisfy the informational needs of the Wheaton Park District.

For this study, it is suggested a post card be mailed to all households in the sample, alerting them to expect to receive a survey. Three to four days later, a second mailing will be received by the participant. The second mailing will include a cover letter, the survey and a business reply envelope to return the survey to the Office of Recreation & Park Resources. Participants will have the opportunity to complete the survey online. A follow up post card will be mailed to all participants seven days following the receipt of the survey reminding them of the importance of their participation.

>> Results & Analysis

Data Collection

The data collection will involve three mailings to 2000 households in the Wheaton Park District. The mailing will include a cover letter, survey, and a return postage-paid envelope. Each survey will have a unique identification number stamped on the survey that can be matched to a household on the sample list. This is necessary to track who has returned a survey and will serve as the passcode for the online survey.

Data Review and Coding

Respondents will return surveys in a sealed envelope to the Office of Recreation and Park Resources at the University of Illinois. Participants will also have the option to complete the survey online. Once the surveys are received, they will be checked for completeness and accuracy, and entered into the computer.

Data Analysis

After the data have been coded, data analyses will be conducted. Analyses will include frequency distributions with descriptive statistics. Analyses beyond descriptive information will be conducted to meet the stated objectives of the project. Results will be presented in mixed formats, including data tables and visual graphics (pie-charts, histograms, bar charts, etc.).

Final Report

The results will seek to provide the following information:

1. Residents' current use, satisfaction with and perception of the quality of existing parks, facilities, programs and services.
2. Residents' evaluation/views concerning current issues and future needs for expansion, rehabilitation, and/or development of parks, facilities, programs and services.
3. Residents' willingness to support rehabilitation, development and/or expansion of any projects.

Resident preference on how to receive information from the Park District.

Upon completion of analysis, a PowerPoint presentation will be developed and presented to both the Board of Commissioners and staff (preferably in the same day). Following the presentations, a final report will be produced in partnership with the director. Final deliverables include 10 bound copies of the final report, an electronic copy of the PowerPoint presentation, and the raw data in Excel format.

During the reporting process, the research team will collaborate with representatives of the Wheaton Park District to organize and prepare the report to meet their needs in the most effective and efficient manner.



>> Timeline

After project initiation, it is estimated the project will take approximately 5 months to complete. A proposed timeline can be found in the addendum on page 11. The project director and Mike Benard, the Executive Director of the Wheaton Park District, will work together to develop a detailed timeline upon contract approval.

>> Project Staff

Robin Hall, Director of the Office of Recreation and Park Resources will serve as project co-director with respective project responsibilities of 35%. Jarrod Scheunemann, Community Services and Education Coordinator for ORPR, will serve as the project co-director with respective project responsibility of 35%. Other ORPR and Recreation, Sport & Tourism staff will be involved in the data collection and analysis process of the project. Additional information on the project staff can be found in the Addendum: Organizational Profile on page 9. Robin Hall and Jarrod Scheunemann will serve as the contact persons for this project. Robin's cell phone number is 217.621.4317 and his email is rrhall@illinois.edu. Jarrod can be reached at 217.265.5296 or via email at scheune1@illinois.edu.



Proposed Budget

Budget Item	
Salary	
Project Director and Assistant: (responsible for facilitating meetings, study design, survey development, sample selection, data collection, analysis and report writing)	\$2000
Support Staff (responsible for assisting with project implementation and data coding and data entry, and report writing)	\$1,500
Focus Groups & Interviews	
Focus group with Board of Directors	\$500
Interviews of Staff (Executive Director, Supervisors, etc.) & Community Leaders	\$500
Focus group with park district and community stakeholders (school district, etc.)	\$500
Questionnaires	
Survey mailing to 2,000 households (includes supplies, printing, and postage)	\$5,500
Final Report & Presentation	\$250
Indirect Cost – 10%	\$1025
Total Project Cost	\$11,025

The total cost for this project will be \$11,025 of which \$5512.50 is payable upon acceptance of the proposal. The remaining balance is due upon receipt of the executive summary report. Please make checks payable to the University of Illinois.

Payments may be sent to the following location:

The Office of Recreation and Park Resources
 Attn: Mr. Jarrod Scheunemann
 University of Illinois
 Room 104 Huff Hall
 1206 South Fourth St
 Champaign IL 61821



>> References

Frankfort Square Park District
Jim Randall, Executive Director
7540 West Braemar Lane
Frankfort IL 60423
Phone: (815) 469-3524

Trails for Illinois
Steve Buchtel, Executive Director
1639 Burr Oak Rd.
Homewood, IL 60430
Phone: (708) 365-9365

Oak Lawn Park District
Maddie Kelly, Executive Director
9400 S Kenton Ave
Oak Lawn, IL 60453
Phone: (708) 857-2225

>> **Addendum: Organizational Profile**

Robin Hall: Co-Director

Hall is the Director of the Office of Recreation and Park Resources, a position he has held for ten years. He has over thirty-five years of experience in the field of community parks and recreation management. He served as the Executive Director of the Urbana Park District for thirty-three years and has also worked as a consultant to park and recreation departments and agencies.

Hall has expertise in the planning, operation and evaluation of park and recreation agencies, citizen involvement in the planning and evaluation of parks and recreation, the relationship between park design and park use, public policy issues and trends that relate to parks and recreation, and art in outdoor public spaces.

He has conducted surveys and studies for the Illinois Department of Natural Resources, the Illinois Association of Park Districts, and local park and recreation agencies.

Hall has been active with the Illinois Park and Recreation Association. He has served as its president, as director of the Administration and Finance Section and on the Board of the Professional Development School. Hall currently serves as the co-chair for the Illinois Association of Park District's research committee.

Hall has a Bachelor and Master Degrees from the University of Illinois in community recreation administration. He also has a certificate from Indiana University's Fundraising school, Indiana University's Professional Development School and the Illinois Park and Recreation Association's Professional Development School.

Jarrold Scheunemann, MS – Co-Director

Jarrold is the Community Services and Education Coordinator for the Office of Recreation and Park Resources. He holds a Master's degree in Recreation Management from the University of Illinois. He also received a Bachelor's degree in Geographic Information Systems from the University of Wisconsin-Oshkosh. Prior to joining the Office of Recreation & Park Resources, Jarrold was responsible for the sales of over six million dollars' worth of construction and industrial supplies in a ten year sales career.

Jarrold has completed work involving park planning, policy and urban planning. He has assisted in surveys for the Illinois Department of Natural Resources (IDNR) and the Illinois Park & Recreation Association (IPRA). He has also helped produce technical reports for the National Great Rivers Research and Education Center (NGRREC), IDNR, IPRA, Trails for Illinois, the Champaign Park District, and the City of Pontiac. Jarrold has made presentations at local, statewide and national conferences.

He is an active member of the Illinois Park and Recreation Association and National Recreation and Park Association. Jarrold is the recipient of the 2011 Ronald H. Dodd award for graduate student excellence in the Department of Recreation, Sport and Tourism at the University of Illinois. He is also Red Card certified in wildland firefighting and prescribed burns.

Michael Mulvaney, Ph.D. – Project Assistant

Michael Mulvaney is an Assistant Professor in the Department of Recreation Administration at Eastern Illinois University. Dr. Mulvaney is a member of the National Recreation and Park Association, the Illinois Park and Recreation Association, and several regional park and recreation associations.

Dr. Mulvaney has extensive experience working with public park and recreation agencies and professionals on a variety of management topics, including comprehensive planning projects, compensation and benefits administration, performance appraisal systems and practices, and training and development programs. Dr. Mulvaney's areas of research include human resource management functions in public park and recreation agencies, management and organization of public park and recreation agencies, learning and the use of learning technologies in employee training, and planning processes in park and recreation agencies.

Publications authored include two textbooks, journal articles, technical reports, and several national and international presentations. Dr. Mulvaney received a Ph.D. from the University of Illinois. Prior to obtaining his Ph.D., Dr. Mulvaney was employed with the Decatur Park District (Decatur, Illinois) in a variety of capacities including, Facility Management, Fitness, Programming, and Special Recreation.

>> Addendum: Tentative Timeline Chart

Task	Week																			
	1	2	3	4	5	6	7	8	9	10	11	12	13	14	15	16	17	18	19	20
Meeting with staff & focus groups																				
Survey development																				
Sample/Population selection																				
Survey printing																				
Data collection																				
Data coding/entry/cleaning																				
Meeting with Superintendent of Rec																				
Data analysis																				
Draft community study report																				
Meeting with Superintendent of Rec																				
Final community study report																				
Meeting with Board & Director																				

Office of Recreation & Park Resources
University of Illinois
104 Huff Hall
1206 S. Fourth St
Champaign, Illinois 61820
www.orpr.illinois.edu



ILLINOIS
UNIVERSITY OF ILLINOIS AT URBANA-CHAMPAIGN

TO: Mike Benard, Executive Director
 FROM: Andy Bendy, Director of Special Facilities
 RE: July 15, 2015 Board Report

Cosley Zoo - Susan Wahlgren, Zoo Director

Fundraising/Revenue Activities

Admissions:

- Despite persistent rainy weather, zoo attendance continues to be very strong, outpacing 2014. Through June, the zoo has welcomed 66,055 visitors compared to 59,191 visitors during the same timeframe in 2014. This is an increase of 6,864 guests, representing a 10.4% increase in visitation.

Month	2015 Revenue	2015 Avg./Day	2014 Revenue	2014 Avg./Day
January	\$ 1,856	\$ 61.87	\$ 469	\$ 15.63
February	\$ 629	\$ 22.46	\$ 636	\$ 22.71
March	\$ 14,673	\$ 473.32	\$ 10,165	\$ 328.22
April	\$ 26,998	\$ 899.93	\$ 21,146	\$ 704.87
May	\$ 31,264	\$ 1,008.52	\$ 32,581	\$ 1,051.00
June	\$ 35,267	\$ 1,175.57	\$ 31,440	\$ 1,048.00
Total	\$110,687		\$ 96,437	

Miscellaneous Revenue Activities:

- Duck and chicken feeding continue to be strong revenue generators having earned \$10,122 in revenue during the past 10 weeks. These activities also provide a great opportunity for staff, volunteers and Junior Zookeepers to interact with guests, providing education about some of the zoo's avian residents.

Significant Activities/Accomplishments

Education Programs and Activities:

- For the second consecutive year, Cosley Zoo offered "Zoo Nightlife", an evening family event. One hundred guests joined staff to enjoy animal visits, a behind the scenes peek at the bobcat holding area, a night hike and a campfire complete with s'mores.
- A total of 27 Junior Zookeepers (JZs) and 4 chaperones enjoyed a trip to the John G. Shedd Aquarium in June. The JZs began their adventure with an exciting train ride into the city. Once there, they trekked to the aquarium where they enjoyed the exhibits, the dolphin show and a special behind-the-scenes tour arranged specifically for the JZs.
- The Summer Teen volunteer program is in full swing with participants providing anywhere from 2-8 hours of service each day. During their shift, Summer Teens provide interactive learning opportunities for zoo visitors through our Critter Cart program.
- Junior Zookeepers are also very active each day assisting both Zookeepers and Educators with cleaning, duck and chicken feedings and exercising turtles.
- Program data for June and year-to-date are below:

Total Programs - June

Type of Program	2015 Number of programs	2015 Number of participants	2014 Number of programs	2014 Number of participants
Outreach	19	639	26	928
Casual Interpretation	235	10,918	147	8,763
Birthdays	3	68	3	35
Camps	1	17	1	15
Jr Zookeepers Club	1	27	1	14
School programs	13	294	18	473
Scout Programs	1	14	2	44
Park District programs	4	44	9	67
Special/Members Events	1	98	1	147
Rentals	13	600	26	1,310
Total	291	12,719	234	11,796

Total Programs – Year-to Date

Type of Program	2015 Number of programs	2015 Number of participants	2014 Number of programs	2014 Number of participants
Outreach	77	2,539	57	1,929
Casual Interpretation	504	22,237	316	17,171
Birthdays	10	154	12	128
Camps	1	17	1	15
Jr Zookeepers Club	6	165	6	123
School programs	114	2,762	114	2,792
Scout Programs	20	305	23	327
Park District programs	24	421	45	489
Special/Members Events	3	1,165	3	1,282
Rentals	32	1,673	50	2,573
Total	791	31,438	626	26,535

- Facility rentals experienced a slight decline with total revenue of \$17,650 compared to \$20,464 in 2014. However, the zoo currently has 13 rentals scheduled for July compared to only 7 rentals held in July, 2014. There are also more rentals currently scheduled for August than the number of rentals held in 2014. These upcoming rentals will put the zoo in-line with 2014 revenue.

General Activities:

- On June 17th and 18th, Cosley Zoo hosted three accreditation inspectors from the Association of Zoos and Aquariums (AZA). The inspectors are zoo professionals who have undergone inspection training. Cosley Zoo's inspectors were Alan Varsik, Deputy Director, Northwest Trek, Tacoma, WA, Ray Cosper, Curator, Santa Ana Zoo, Santa Ana, CA, and Dr. Mike McBride, Head of Veterinary Services, Roger Williams Park Zoo, Providence, RI. The inspectors were extremely thorough, investigating all of the following areas:
 - ✓ Animal Care, Welfare, & Management
 - ✓ Veterinary Care
 - ✓ Conservation
 - ✓ Education and Interpretation
 - ✓ Research
 - ✓ Governing Authority
 - ✓ Staff
 - ✓ Support Organization
 - ✓ Finance
 - ✓ Physical Facilities
 - ✓ Safety/Security
 - ✓ Guest Services
 - ✓ Other Programs/Activities/General Information

While staff will not have access to the detailed inspection report until September at the accreditation hearing, the Zoo Director was left with a list highlighting areas of improvement and achievements. Staff will be working on preparing a report which will address these areas.

- During June, the zoo welcomed three additional Animal Care Interns, bringing our current number of interns to six. Because of time required to train and mentor interns, the zoo typically only takes three interns on at one time. However, due to high intern interest over the summer and employing staggered start dates, the zoo was able to accommodate six interns. A former Junior Zookeeper also returned to the zoo in an animal care volunteer capacity.

- Through Glancer Magazine, Cosley Zoo was awarded a Readers Choice Excellence Award in the category of Family Time for Team Talent.

Family Time

Innovation
Glen Ellyn Park District New Community Programs
www.glenpark.org

Charitable Involvement
DuPage County Historical Museum Many Programs
Helping Local Scout Troops • www.dupagemuseum.org

Growth & Expansion
KidTown Now Offering Community Programs
www.kidstownplayandparty.com/Community.html

Team Talent
Cosley Zoo Housing Over 200 Animals from Over 70
Species on 5 Acres • www.cosleyzoo.org



Parks Plus Fitness – Ryan Miller, Manager

- Staff met June 24 with First Trust to discuss details and procedures for the upcoming Light the Torch Run.
- Clock Tower Commons hosted two birthday parties in June with a total of 24 participants. It also hosted WDSRA and Franklin Middle School for end of the year events.
- Clock Tower Commons launched their Groupon campaign in May. Through June, Clock Tower Groupon campaign sold 601 rounds; 123 have been redeemed. \$3,304.00 has been redeemed from this promotion.

PPFC Membership Breakdown	Annual	3-Month	1-Month	Fit-N-Swim	Total
June 2015	2,004	13	38	3	2,058
June 2014	1,993	15	27	3	2,038
May 2015	2,014	17	31	4	2,066
May 2014	1,999	20	12	1	2,032
April 2015	2,010	20	15	0	2,045
April 2014	1,994	15	9	0	2,018
Monthly Total Attendance/ Usage	9,704				

PPFC June 2015 New and Renew Memberships:

Membership Type	New	Renew	Total Amount
Annual	13	45	\$15,455
Silver Sneakers	15	0	\$1,850
3 Month	8	5	\$1,460
Total for all Types	36	50	\$18,765

Arrowhead – Restaurant and Banquets- Steve Glass, Director F & B

Banquets

- Held 89 events for 4,326 in May.
- Hosted 7 weddings.
- New Catering Manager begins July 17.

Restaurant

- Father's Day saw 169 guests enjoy our Southern Style Buffet and also set a new single day sales record in the restaurant of \$16,627; worth noting, this was accomplished not on a weekend where the hours are extended.
- Held a wine education class for servers.

- Black Hawks championship enjoyed by many staff, including extra TV's in place for dining room/patio.
- New summer menu is out and the Power Salad is a popular lunch item and Honey Grilled Chicken is a popular dinner item.

Steve Glass has tendered his resignation as Director of Food & Beverage. His last day is July 17.

Arrowhead Golf Club-Bruce Stoller, Director

- June 2015 was the cloudiest on record in our area with only 46 percent of possible sunshine compared to the average of 65 percent. We also experienced meaningful precipitation on 15 days last month. This led to more than double the normal rainfall for the month and the ninth wettest June in 144 years.
- Heavy rains and flooding kept at least one of the courses closed from noon on Sunday, June 14th through 11am on Thursday the 18th. There were no lasting problems on the course, but one outing was rained out along with many leagues and a significant amount of open play.
- The golf outing season continued in June with three large (120+ player) fundraisers and a number of smaller events. One event was rained out and has been rescheduled.
- Staff attended Adventure Day at Whittier and Lincoln elementary schools at the end of the school year to give lessons to students.
- The deep well that feeds the irrigation pond stopped functioning properly in early June. Holes were found in the pump casing and column and have replaced before any problems could be experienced with the entire system.
- The last of the perennials have been planted at the driving range and drip irrigation has been installed to water all planting beds and hanging baskets.
- Staff toured the building with representatives of the Wheaton Police Department and District 200 as they work on a plan to provide reunification facilities for students and parents in case of a disaster that requires the evacuation of area schools.
- The first of our summer junior classes took place in June with two completely full classes. The PGA Junior League also started competition early in the month. Over 60 juniors took part in the two programs
- Payments for all pre-paid groups have now been completed so numbers below represent an accurate comparison of rounds paid to date as compared to previous years.

	2015	2014	2013	2012	2011	5 Yr. Avg.
June Paid Rounds	6,189	6,496	6,951	7,567	6,846	6,810
YTD Paid Rounds	23,340	22,915	22,750	27,052	20,796	23,371

Historical Museum- Michelle Podkova, Educator

Collections and Exhibits

- The curator uploaded 12,413 artifacts into PastPerfect. Photographing and scanning the artifacts will begin in 2016.
- Staff continues work on the upcoming *Wedding Traditions Unveiled* and *Fun Unplugged*.
- Museum staff met with two representatives of the Rushlight Club to discuss their pending sponsorship of the Museum's American lighting exhibit in 2016.
- The Museum Collection Committee has processed 1,000 artifacts into the collection to date.
- The *Lincoln* exhibit closed June 28 and hosted 1,243 visitors.

Educational Programs

- The museum partnered with the Forest Preserve of DuPage to present a historic walking tour of McDowell Grove. Fourteen participants attended.
- DCHM's first summer camp, All Aboard Train Camp, entertained 8 children for three days.
- On June 20, staff presented Civil War Detectives. This event included a tour of the *Lincoln* Exhibit, learning how to read photographs and transcribing a Civil War Soldier's letter. 14 visitors were in attendance.
- Museum manager and educator hosted 5 Girl Scouts for a program Saturday, June 13.
- Museum staff met with members of the Cantigny Foundation and gave them a tour of the current *Lincoln* exhibit.
- The museum hosted a self-guided tour for Sandburg Elementary' second grade class.
- Museum staff facilitated a magic themed birthday party for 15 children.

- Museum curator led 10 participants on an architectural walking tour June 29.
- The museum hosted a self-guided tour for the Wheaton Montessori School.

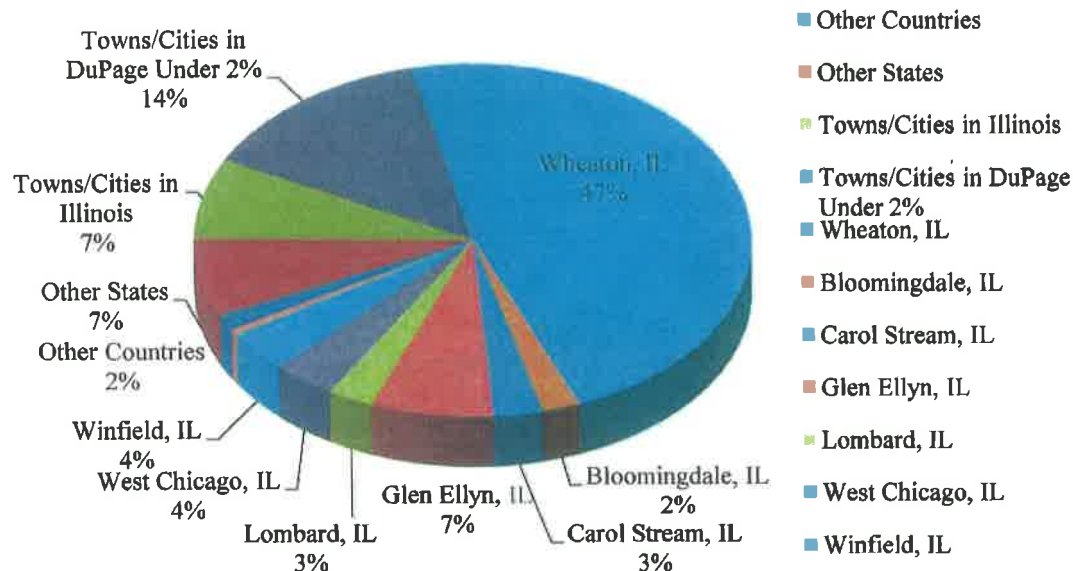
Marketing and Events

- Marketing updated Rack Card for the Museum with upcoming exhibits.
- Museum staff met with Marketing to plan events for the *Wedding Traditions Unveiled*, membership and begin discussion about the annual appeal.
- Marketing designed a summer poster to advertise the Museums upcoming events. It will be finalized the beginning of July.
- Marketing created a general information light pole banner to advertise Train Saturdays and private rentals.

Miscellaneous

- The manager and educator met with Wheaton Public Library Director Betsey Adamowski to discuss current and future partnerships as well as present the library with a book donation from Foundation board member Bob Jacobsen.
- The manager and educator met with Reference Services at Wheaton Public Library to gather information about their resources. This information will help both the library and museum to better serve our mutual patrons.
- The museum partnered with the Wheaton Sister City Commission to allow museum visitors to help decorate a banner for their sister city, Wheaton Aston in England for a float.

June 2015 Demographics by Location



Total Visitors for June 2015: 944 (compared to 763 last June)

Total Visitors for 2015: 3,504 (compared to 3,094 last year)

Aquatics/Safety – Wendy Russell, Manager

- Pool pass sales are currently \$390,120.50/7,616. As of June 30, 2014, pass sales totaled \$443,663/8,334.
- Swim lesson registration continues throughout the summer. We are currently at \$97,335/2,402. As of June 30, 2014 we totaled \$100,162/2,370. Swim Lesson III begins Monday, July 6.
- Swim Team has been off to a great start. Swimmers are having a great time teambuilding and competing. With lots of energy and much enthusiasm, swimmers are swimming their best, with many of them making their personal best times.
- The first Lifeguard Safety Audit for the summer was conducted Thursday, June 25. The lifeguards are videotaped on their scans followed by some individual VAT simulations (vigilance awareness training) and a team scenario in either a spinal or unconscious extrication. The guards did a great job on all areas scoring an "exceeds overall".
- Wendy Russell taught a CPR/First Aid class to 15 football and cheer coaches. This is a new approach to get athletic coaches involved in safety training, adding to their responsibilities.

TO: Mike Benard, Executive Director
FROM: Margie Wilhelmi, Director of Marketing / Fund Development
RE: June 17, 2015 Board Report

Marketing

Arrowhead Restaurant

Marketing is updating content on the interactive monitors that are on display within the facility. This update will include the upload of new menus, entertainment, and weekly specials.

Arrowhead Golf Course & Driving Range

Updated ads have been submitted to Golf Chicago and CDGA. A dedicated blast went out through cdga.com on June 30 including a special for CDGA members only. The offer includes a free riding cart with a paid 18-hole green fee. Offer is valid Monday, July 6 through Thursday, July 9. A total of 10 have been redeemed.

Arrowhead Events

A postcard is being designed for distribution through our leads and interest lists to promote 2016 wedding dates.

Cosley Zoo

Upcoming events include Cosley Uncorked Wine Event (July 16), Cosley Classic Golf Outing (August 3). Cosley Uncorked Wine Event has 160 registrants to date. A personal invite to Cosley zoo neighbors will go out providing them to attend Cosley Uncorked as our guests. Cosley participated in the DCVB youth bowling tournament welcome bags distributed to 3,500 attendees. Cosley provided a half-price adult admission with the purchase of an adult admission.

DuPage County Historical Museum

Plans are underway for marketing and sponsorship solicitation for the wedding & courtship exhibit coming in fall 2015. An updated exhibit rack card was developed and will be printed and distributed throughout the community along with a poster featuring summer events and programming.

Parks Plus Fitness Center

The student membership promotion was extended until the end of June based on continued interest. An additional 47 were sold in June alone.

Aquatic Centers

Kidwinks pool e-blast was sent to over 18,000 recipients and social media exposure was 30,000 plus.

Clocktower Commons

Groupon promotion began May 12 and continues to do well. To date, 601 have been sold, 123 have been redeemed. Prairie Path Mini Golf is participating in the Wheaton Library Reading Program. 1,500 free rounds of golf were donated to the library for kids participating in their program.

Recreation

Working closely with recreation programming to use e-marketing to better target and promote their various programs.

- (Early Childhood & Swim) July & August Day Camp Registration Promotion | sent on 6/24 | open rate of 24% | 115 clicks
- (Teen & Adult) Summer Programs | sent 6/11 | open rate of 27.5% | 118 clicks.
- (Teen) Teen Day Trips | sent 6/10 | open rate of 27.7% | 231 clicks
- (Adult) Fishing Time | sent 6/8 | open rate 24% | 4 clicks
- Dedicated eblast distributed to 2,300 residents celebrating their birthday between June & August to promote birthday parties | open rate of 42.8% | 129 clicks. Will follow up with any new registration numbers.

Central Athletic Center

The renaming advisory committee will meet Monday, July 13. The final submissions will be brought to the August board meeting for final board approval with a naming reception to follow in September.

Special Events

July 3 & 4

This year's parade Grand Marshalls were Ken Carlson representing the Carlson family and Ryne Stolarz, a participant in this summer's Special Olympics soccer program.

Wheaton Brew Fest / August 1

To date, 374 general admission tickets have been sold and 145 VIP. \$7,000 in sponsorship has been secured.

Development

Cosley Foundation

Mike Williams Cosley Classic Golf Outing & Steak Dinner / Monday, August 3.

The Cosley Classic Golf Committee is well underway with securing sponsors, golfers, and raffle donors for this year's Cosley Classic Golf Outing and Steak Dinner fundraiser. To date, 25 foursomes are signed up and \$17,650 in sponsorship has been secured (2014: \$17,725 total in sponsorship). Volunteers are being secured for this event. Should you be interested in being a volunteer or sponsor, making a raffle/silent auction donation, golfing, or attending dinner, please contact Margie Wilhelmi (630-510-4984) or Carey Moreland (630-510-4961) for additional details.

DuPage County Historical Museum

Shakespeare in the Park / Friday, August 28 & Saturday, August 29, 2015 (Rain Date: Sunday, August 30, 2015)

Staff has launched a crowd funding campaign on [gofundme.com](http://www.gofundme.com). The campaign is known as Back the Bard in Wheaton and includes multiple levels of giving. Staff is also working with a local restaurant and Wheaton College Arena Theatre actors to execute a Meet the Cast event that will be held for those who donate to the Contributor level or higher (\$50+). To learn more about the crowd funding campaign, you may visit the Shakespeare webpage on the Park District's website, or you may go directly to <http://www.gofundme.com/wheatonshakespeare>

Wedding Traditions Unveiled Exhibit / October 2015 – July 2016

Staff finalized the complimenting sponsorship piece and has mailed it out to prospective partners. Staff will be meeting with Foundation Board Members to discuss and plan for fundraising events around this exhibit.

On Par for DuPage Golf Outing & Dinner / Tuesday, October 6

The On Par for DuPage Golf Committee will be meeting in July for an update in preparation for the October event. Registration is available online at <http://www.dupagemuseum.org/>. To make a donation to the raffle/silent auction, please contact Carey Moreland.

Hope & History Dinner / Thursday, October 29

The 2015 Hope & History Dinner will be held at Arrowhead Golf Club. Further details will be distributed accordingly to all board members and posted on the Museum's website as they are available.

Play For All Playground & Garden Foundation

The Art Along the Way Committee met to review proposals submitted by artists for the Art Along the Way component of Phase I. Final results of the selected artist(s) will be available and included in the August board report. A representative from the Play For All Foundation attended a recent luncheon with Carol Stream Rotary Club and accepted a donation of \$3,000 for the Sensory Garden Playground project.

Sarah O'Donnell has tendered her resignation as Director of Development. Her last day was July 10.

TO: Michael Benard, Executive Director
FROM: Mary Beth Cleary, Director of Recreation
RE: Recreation Program Report
DATE: July 8, 2015



Community Center Rentals and Revenue

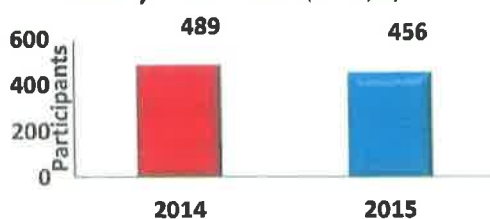
June 2014/June 2015

	# of Reservations			Total Rental Hours			Rental Revenue		
	2014	2015	Change %	2014	2015	Change %	2014	2015	Change %
Renters	56	44	-21.4%	173	130	-24.9%	\$5,273.15	\$3,661.02	-30.6%
WDSRA	44	58	31.8%	120.5	202.5	68.0%		0	
District 200	3	1	-66.7%	11.25	2	-82.2%	0	0	
External (Other)	1	3	200.0%	1.5	3.5	133.3%	0	0	
Total	104	106	1.9%	306.25	338	10.4%	\$5,273.15	\$3,661.02	-30.6%

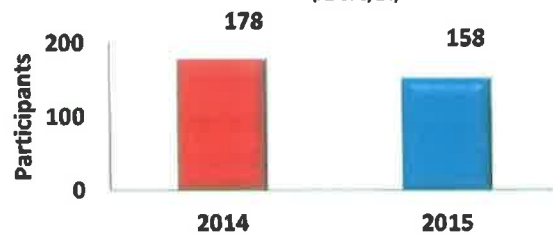
Athletics

- Rams Football equipment fittings took place June 19 and 20 at the Community Center. Additional dates are scheduled in July to support families unable to attend the June dates.
- The cheerleading coaches are scheduling their competition dates with the IRCA this month.
- Both Cheerleading and Football coaches are becoming First Aid and CPR certified by Wheaton Park District staff.

Wheaton Rams Football (Flag / Tackle) Enrollment (As of 6/24)

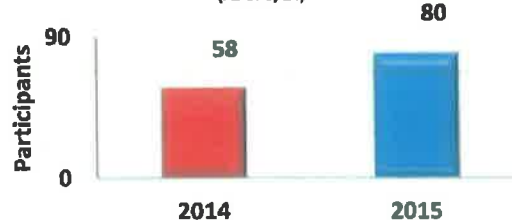


Wheaton Cheerleading Enrollment (As of 6/24)



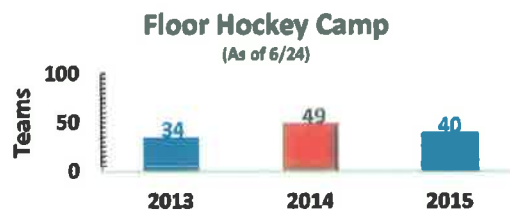
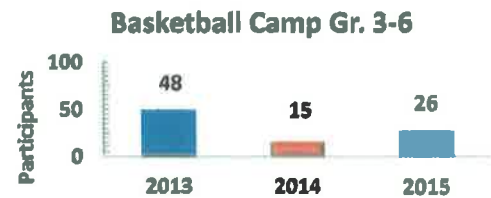
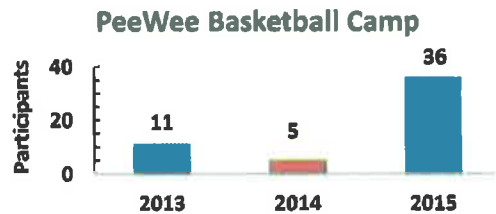
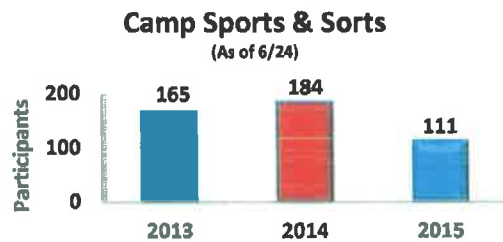
- Cheer and Pom Camp enrollment is up over last year. Four class sessions have record number of participants for the camp this summer. Classes are held at the Community Center gym.

Cheer and Pom Camp Enrollment (As of 6/24)

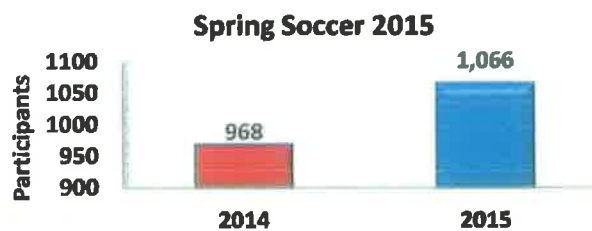


- On Wednesday, June 3 the Athletic staff conducted the annual summer staff orientation. We had 50 staff members in attendance.
- On Thursday, June 4, Jay Diener conducted CPR and First Aid training for ten summer camp staff members.
- The athletic staff offered one-day Camp Sports & Sorts classes from Tuesday, June 9 – Friday, June 12.

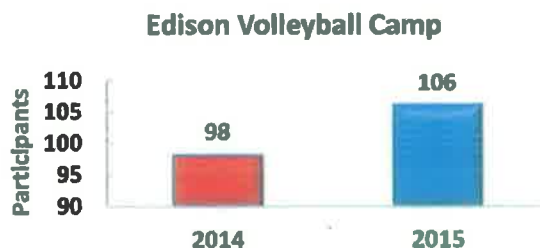
- Starting Monday, June 15 – Friday, June 19 Camp Sports & Sorts, Flag Football, PeeWee basketball, and basketball camps all began. Current camp numbers are listed below.



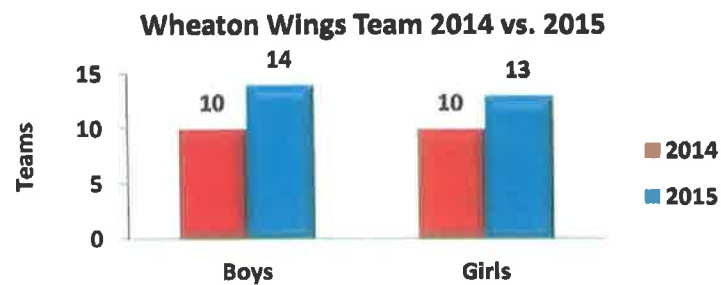
- Spring Soccer concluded on June 13. The season was hit hard by rain and nearly three weekends of games were cancelled. The majority of games were made up during the weekdays. We also extended the season by a week to accommodate more opportunities for make-up games. The players, parents, and coaches were very understanding of the circumstances. The spring season had a 10% growth this year. We look to continue the growth of the game into the fall season.



- Edison Middle School Volleyball showed an increase of 8% this summer. The Basics Camp (Gr. 5-6) was a huge success with 26 participants. Next year we will be offering the class both weeks instead of just one to accommodate the growing interest.



- EVP Sand Volleyball Camp ran for the first time this summer at Rice Pool sand volleyball courts. There were ten enrolled for the class. All of the participants were very happy and some patrons visiting the pool to swim were asking about the program
- Wings Travel Soccer Club Tryouts have been completed and the teams selected. We decreased by seven teams from last fall. We have teams that are U8 to U14. We hosted our Parent Meeting on June 11 to welcome all players to the Club. A Parent Manager and Parent Assistant Coach Meeting were held Wednesday, June 24 at Arrowhead Golf Club. We thank Arrowhead Golf Club for allowing us to host our meeting at that location. The Wheaton Wings marched in the 4th of July parade.



- On Friday, June 5, the Wheaton Park District Youth Baseball/ Softball Program held the annual All-Star Day. It was a great night of baseball/ softball. It was a special day for our youth ball players that were All-Stars as each player was announced before the game, music played between innings and certificates were handed out at the end of each game. The Wheaton Park District Youth Baseball/ Softball Board of Control does a tremendous job in making this event a successful one each year.
- The Wheaton Park District Youth Baseball and Softball Program hosted its annual Championship Day on Saturday, June 27 at Atten Park. Thank you to Terry Mee for coming out to hand out awards and support the program.
- The first Wheaton Red, White Blue Baseball Tournament was hosted on July 2-5, 2015 at Atten Park. This year there was a total of 18 baseball teams playing at either the U11 or U13 divisions.
- The second Red, White and Blue Tournament were held on July 9-12. This tournament had 24 baseball teams and 24 softball teams participate. The tournament was held at Atten Park (baseball and softball) and Graf Park (softball only). Baseball was up by four teams for the 12U and 14U tournaments. Softball was up eight teams from last year.

Early Childhood and Camps

- Megan Raitt trained and certified 49 camp staff on June 1 & 2 in CPR and First aid.
- WDSRA delivered a presentation for camp staff on June 3 in regards to inclusion in camp settings.
- On June 4 the Summer Staff In-service was held at the Community Center with 77 staff attending.
- On June 3 Wendy Russell trained Camp No Name staff on procedures at Rice Pool while their camp is visiting the facility on a daily basis.
- On Friday, June 5 camp staff was trained by Mike Kelly on canoe safety at the Northside Park Lagoon.
- On Friday, June 4 staff was trained by Tom Grace at Northside Pool for camp safety.
- On Tuesday, June 3 Archery training was provided by Sport Star Kids.
- Day camps began on June 9.
- The Super Tots camp began on Monday, June 15 with an enrollment of 140 which is an increase of 9% over 2014.

- New at Camp No Name, Camp I Don't Know, Mean Camp Green, Camp Blackhawk and Camp Illini is an optional lunch program through WT Café. They provide hot and cold lunches to campers for an additional fee throughout the summer.
- Summer camp enrollment numbers are solid at 1515 as of June 24, 2015.

Varied Interest

- U Rock Battle of the Bands was held on Friday, June 19 with 6 bands competing. The winning band will move forward to the regional competition at the Village of Algonquin.

Leisure Center

Day Travel included:

June 12	Cubs vs. Cincinnati	48 participants (Full trip)
June 16	City In A Garden Four	50 participants (Full trip)
June 25	Beaches/Drury Lane (Drive on Your Own)	24 participants

Good Life Café was held at the Leisure Center on June 24. Forty- five people enjoyed the play. This event was sponsored by A Place For Mom and Synergy HomeCare.

Community Center, Registration, and Customer Service

1. Trainings

- Reviewed Refunds and Transfers
- Trained on printing camp forms from our website
- Trained on the new program of Body Blast and visit passes
- Reviewed the new Football sponsorship POS button and questions that are asked

June Leisureship update

- 92 families have been assisted in current fiscal year
- 94 families had been assisted in previous fiscal year
- 2.13% decrease in 2015 vs. 2014
- Funds provided: \$27,656.50
- Funds provided in previous fiscal year: \$ 25,189.11
- 9.80% increase in 2015 vs. 2014
- Referrals: 18
- Fundraising efforts:

Taste of Wheaton Donations	\$259.00
Studio Movie Grill Ticket Sales	\$23.50
Lanyard Sales	\$150.75
Total	\$433.25

June Refund Summary

- 495 refunds processed
- 439 refunds processed same month previous fiscal year
- 12.76% increase in refunds processed. **The increase is due to customer requested refunds due to schedule conflicts. (\$12,772 in 2015 vs. \$9,325)
- Total refunds: \$36,187.33
- Check refunds: \$410.00

- f) Household credits: \$18,206.31
- g) Credit cards: \$17,571.02
- h) Administrative/service fees: \$330

Activity Registration Summary for June

- a) Total registrations: 3,287
- b) Fees processed: \$212,517
- c) Web registration: 2,029
- d) Web percent: 61.73%
- e) Walk-in registration: 1,258
- f) Walk-in percent: 38.27%

TO: Mike Benard, Executive Director
FROM: Rob Sperl, Director of Parks & Planning
DATE: July 9, 2015
SUBJECT: Board Report, June 2015

Park Services Center

- 2016 budgets are being prepared
- Special Events held during June 2015: Events were prepared for, staffed, and cleaned up at the end of the event by the Parks Department.
 - Memorial Park: Taste of Wheaton & Cosley Zoo Run; June 4-7
 - Northside Park: Fish-O-Rama; June 20
- Safety/Training:
 - 2015 Safety Check Rides were completed
 - Harassment: Sex, Religion and Beyond
 - PDRMA Videos: Statement of Admissions, 3 Points of Contact, 30 Second Site Safety Walk Through
- Staff from the Cosley Zoo and other departments completed numerous repairs throughout the Zoo to in preparation for the AZA accreditation inspection on June 16 and 17

Planning

- Contracted replacement of the paver driveway at Cosley Zoo was completed.
- Contracts are being prepared for installation of the back stops/fencing and the lights at Central Athletic Fields. Progress on the construction of the fields has been slowed substantially by the poor weather we have experienced this year.
- An extension to the contract time was requested by our contractor who is maintaining the native vegetation at Northside Park and the associated properties. See statement of issue.
- Our contractor on the boilers at the Community Center has requested additional time due to a delay in obtaining materials. See statement of issue.

Operations

- General Cleaning was completed for all WPD facilities and shelters.
- Multiple work orders for set up and take down of Recreation athletic events were completed.
- Daily maintenance and safety checklists were completed for ball fields.
- Preparing for the Red, White & Blue Tournament that will occur the first two weekends of July.
- We have contracted for replacement of a roof top air conditioning unit at the Cosley Zoo gift shop.
- A meeting was held with the current janitorial service contractor, who is also the low bidder for the Community Center cleaning. See statement of issue.

Projects

- Various work order requests were completed throughout the district including: Electrical repairs, Lincoln Marsh, Community Center, Signs & Banners.
- Playground surfacing repairs completed at Briar Knoll Park, Seven Gables Park, and Northside Park.
- Staff coordinated and completed repairs of the ceiling on the Cosley Zoo Bobcat Exhibit to correct some humidity concerns. The architect and contractor assisted with this work.
- Staff coordinated the parade on the 3rd of July and Fireworks on July 4th.

Horticulture

- General Park Clean-up, including weeding, over-seeding, and mulching.
- Athletic fields have been fertilized and treated with grub control.

Conservation

- Lincoln Marsh Trail Inspections were completed throughout the month.
- Pruning for general health and structure on younger trees throughout District.
- Continued with ash tree removal throughout District.
- Continued with mulching, stump grinding, and general park cleanup.

Lincoln Marsh

- Lincoln Marsh hosted a total of 1512 participants in Adventure Education and Environmental Education in June.
 - Adventure Education staff presented 75 programs and camps to 966 participants.
 - Environmental Education staff presented 35 programs and camps to 546 participants.
- Supervisor staff conducted various staff trainings and assisted with camp prep week.
- Lincoln Marsh staff attended the taste of Wheaton to market programs and summer camps. Keeping with the “Create, discover, play” theme, patrons were given a chance to play with tree cookie blocks and Giant Jenga or discover the native wildlife that call Lincoln Marsh home.
- Lincoln Marsh staff hosted and coordinated the 25th Annual Fish O Rama in cooperation with Kiwanis Club of Wheaton at Northside Park.
- All family programs and Nature series are being offered, via a co-op program, at the Carol Stream Park District.
- Lincoln Marsh staff developed a custom program for Camp I Don’t Know. This 6 week series teaches kids ages 11-15 the basics of map making, orienteering and GPS technology.
- Environmental education staff attended the DuPage Co. Forest Preserve Bio-blitz program and brought along an interactive wetland model and display.

- Environmental Educators presented 2 outreach programs to campers at WPD's Camp Blackhawk.
- Environmental Educators led a camp song sing-a-long for the Wheaton Public Library's summer reading program.

Green Team Report

- USA's gain recycling efforts collected 2786 pounds of clothing in June. This saves 3,900,400 gallons of water, 16 cubic yards of landfill space and 19,502 pounds of CO2 prevented from emission.

Mechanic

- Truck and trailer inspections were all completed.
- Miscellaneous repair requests and work order tickets were completed.
- Central Athletic Center lockers were bid out and we netted over \$3,000 compared to the scrap value that was calculated at approximately \$600.
- Quotes were received for replacement vehicles through state purchasing contracts. See statement of issue.

WHEATON PARK DISTRICT



Financial Overview

June, 2015

Financial Overview Table of Contents

Page #s	Statement Description
<u>1</u>	<u>AGC Month and Year to Date Departmental Operating Summary</u>
<u>2</u>	<u>Cosley Zoo Analysis</u>
<u>3</u>	<u>Cash & Investments</u>
<u>4</u>	<u>Cash/Fund Balance Target Status Report</u>

Balance Sheets

<u>5</u>	<u>General Fund Balance Sheets</u>
<u>6</u>	<u>Recreation Fund Balance Sheets</u>
<u>7</u>	<u>Cosley Zoo Fund Balance Sheets</u>
<u>8</u>	<u>Debt Service Fund Balance Sheets</u>
<u>9</u>	<u>Capital Projects Fund Balance Sheets</u>
<u>10</u>	<u>Arrowhead Golf Club Fund Balance Sheets</u>
<u>11</u>	<u>Information Systems Internal Service Fund Balance Sheets</u>
<u>12</u>	<u>Health Insurance Internal Service Fund Balance Sheets</u>

Major Operating Funds Operating Statements Year To Date

<u>13</u>	<u>General Fund</u>
<u>13</u>	<u>Recreation Fund</u>
<u>13</u>	<u>Cosley Zoo Fund</u>
<u>14</u>	<u>Debt Service Fund</u>
<u>14</u>	<u>Capital Projects Fund</u>
<u>14</u>	<u>Arrowhead Golf Club Fund</u>
<u>14 - 15</u>	<u>Information Systems Internal Service Fund</u>
<u>15</u>	<u>Health Insurance Internal Service Fund</u>

Major Operating Funds Operating Statements By Department Year To Date

<u>16</u>	<u>General Fund</u>
<u>16 - 18</u>	<u>Recreation Fund</u>
<u>18 - 19</u>	<u>Cosley Zoo Fund</u>
<u>19 - 21</u>	<u>Arrowhead Golf Club Fund</u>

Special Areas Operating Statements

<u>22</u>	<u>Parks Plus Fitness Operating Summary</u>
<u>23</u>	<u>Central Athletic Center Operating Summary</u>

AGC Month & YTD Summary

Row Labels	Sum of Full Year Budget	Sum of Current Month	Sum of LY Month	Month Variance	% Month Variance	Sum of Current YTD	Sum of LY YTD	YTD Variance	% YTD Variance
60-Golf Fund									
000-Administration									
4-Revenues	1,489,869	740,828	823,367	(82,540)	-10.02%	745,048	827,244	(82,196)	-9.94%
5-Expenses	(2,490,447)	(401,510)	(396,712)	(4,798)	-1.21%	(731,013)	(732,751)	1,737	0.24%
000-Administration Total	(1,000,578)	339,317	426,655	(87,338)	-20.47%	14,035	94,493	(80,458)	-85.15%
101-Parks Maintenance									
5-Expenses	(23,940)	(6,491)	(7,053)	562	7.97%	(13,824)	(14,614)	790	5.41%
101-Parks Maintenance Total	(23,940)	(6,491)	(7,053)	562	7.97%	(13,824)	(14,614)	790	5.41%
601-Golf Maintenance									
4-Revenues	0	0	0	0	0.00%	0	0	0	0.00%
5-Expenses	(1,246,381)	(127,802)	(303,249)	175,447	57.86%	(441,896)	(628,565)	186,669	29.70%
601-Golf Maintenance Total	(1,246,381)	(127,802)	(303,249)	175,447	57.86%	(441,896)	(628,565)	186,669	29.70%
611-Pro Shop/Golf Fees									
4-Revenues	2,493,675	279,383	303,482	(24,099)	-7.94%	1,014,277	1,005,082	9,195	0.91%
5-Expenses	(825,529)	(91,912)	(105,662)	13,750	13.01%	(285,851)	(271,282)	(14,569)	-5.37%
611-Pro Shop/Golf Fees Total	1,668,146	187,471	197,820	(10,349)	-5.23%	728,426	733,800	(5,374)	-0.73%
612-Food and Beverage									
4-Revenues	5,471,021	555,968	601,718	(45,750)	-7.60%	2,307,250	2,354,602	(47,352)	-2.01%
5-Expenses	(4,683,138)	(439,142)	(517,464)	78,322	15.14%	(1,900,160)	(1,839,556)	(60,605)	-3.29%
612-Food and Beverage Total	787,883	116,827	84,255	32,572	38.66%	407,089	515,046	(107,956)	-20.96%
613-Cross Country Skiing									
4-Revenues	15,000	0	0	0	0.00%	7,543	26,314	(18,771)	-71.33%
5-Expenses	(10,256)	(11)	(14)	3	23.07%	(1,915)	(4,254)	2,339	54.99%
613-Cross Country Skiing Total	4,744	(11)	(14)	3	23.07%	5,628	22,060	(16,432)	-74.49%
60-Golf Fund Total	189,874	509,311	398,413	110,897	27.83%	699,459	722,220	(22,761)	-3.15%

Cosley Zoo Analysis

Row Labels	Sum of Full Year Budget	Sum of Current Month	Sum of LY Month	Month Variance	% Month Variance	Sum of Current YTD	Sum of LY YTD	YTD Variance	% YTD Variance
Cosley Zoo									
4-Revenues									
41-Taxes	850,472	417,419	400,977	16,442	4.10%	417,420	401,027	16,392	4.09%
42-Charges for Services	318,490	49,924	45,149	4,774	10.57%	164,100	146,883	17,217	11.72%
44-Rentals	38,300	5,841	7,220	(1,380)	-19.11%	21,360	22,567	(1,207)	-5.35%
45-Product Sales	913	40	405	(365)	-90.12%	720	505	215	42.57%
46-Grants & Donations	105,500	18,362	23,823	(5,461)	-22.92%	41,522	44,422	(2,900)	-6.53%
47-Misc. Income	0	0	0	0	0.00%	226	0	226	0.00%
48-Interest Income	0	10	106	(97)	-91.31%	10	106	(96)	-90.61%
49-Transfers In	0								
4-Revenues Total	1,313,675	491,594	477,681	13,913	2.91%	645,359	615,511	29,848	4.85%
5-Expenses									
51-Salaries & Wages	(819,281)	(64,820)	(61,399)	(3,421)	-5.57%	(382,236)	(374,190)	(8,045)	-2.15%
52-Contractual Services	(305,828)	(52,480)	(50,501)	(1,979)	-3.92%	(134,860)	(133,078)	(1,782)	-1.34%
53-Supplies	(142,619)	(15,543)	(9,129)	(6,415)	-70.27%	(50,065)	(37,563)	(12,502)	-33.28%
54-Other Charges	(49,380)	(1,901)	(2,828)	927	32.80%	(24,376)	(17,135)	(7,241)	-42.26%
57-Capital	0	0	(372)	372	100.04%	0	(744)	744	100.04%
59-Transfers Out	0								
5-Expenses Total	(1,317,109)	(134,744)	(124,229)	(10,515)	-8.46%	(591,537)	(562,710)	(28,827)	-5.12%
Cosley Zoo Total	(3,434)	356,851	353,452	3,398	0.96%	53,822	52,802	1,021	1.93%
Foundation									
Concessions									
1-Concession Sales	63,000	12,443	10,000	2,442	24.42%	29,180	25,395	3,785	14.91%
2-Concession COGS	(18,500)	(4,056)	(3,444)	(612)	-17.77%	(7,433)	(6,392)	(1,042)	-16.30%
3-Concession Supplies	(1,500)	(246)	(129)	(117)	-91.05%	(1,031)	(304)	(727)	-239.13%
Concessions Total	43,000	8,141	6,428	1,713	26.65%	20,716	18,699	2,017	10.78%
Gift Shop									
1-Gift Shop Sales	85,000	13,354	10,838	2,516	23.21%	38,680	34,146	4,533	13.28%
2-Gift Shop COGS	(31,500)	(2,523)	(1,506)	(1,017)	-67.50%	(19,386)	(7,089)	(12,297)	-173.46%
Gift Shop Total	53,500	10,831	9,332	1,499	16.06%	19,294	27,057	(7,763)	-28.69%
Foundation Total	96,500	18,971	15,760	3,212	20.38%	40,010	45,757	(5,747)	-12.56%
Grand Total	93,066	375,822	369,212	6,610	1.79%	93,832	98,558	(4,726)	-4.80%

Cash & Investments

Description	Current Month	Prior Month	Current Month, Prior Year
<i>Operating Funds</i>			
10-General	3,074,337	1,613,186	2,668,693
20-Recreation	5,576,354	4,516,922	6,002,623
21-Special Recreation	417,885	23,153	426,630
22-Cosley Zoo	203,335	(149,833)	73,898
23-Liability	352,226	106,316	373,433
24-Audit	47,031	47,444	65,458
25-FICA	336,920	152,954	314,817
26-IMRF	509,539	231,885	464,393
30-Debt Service	2,354,916	862,179	2,239,402
60-Golf Fund	3,919,164	3,449,453	3,335,603
70-Information Systems ISF	70,356	7,406	54,450
75-Health Insurance	497,089	215,206	554,664
Total Operating Funds	17,359,151	11,076,272	16,574,063
<i>Capital Funds</i>			
40-Capital Projects	5,826,405	5,141,143	4,507,971
Total Capital Funds	5,826,405	5,141,143	4,507,971
Total District Funds	23,185,555	16,217,415	21,082,034

Fund Balance Target Analysis
June, 2015

	General 10	Recreation 20	Cosley 22	Insurance Liability 23	Audit 24	FICA 25	IMRF 26	Debt Service 30	Golf 60
Basis of Measurement:									
Budgeted expenditures less budget capital expenditures	3 to 4 months	> 2 months	3 to 6 month	3 to 6 month	3 to 6 month	3 to 6 month	3 to 6 month	\$5,000	2 - 4 months
FY 2015 Budget Basis:									
Budgeted expenditures less budgeted capital expenditures	3,783,791	7,912,429	1,317,109	592,111	30,364	533,056	783,839	4,093,072	8,718,376
FY 2015 Targets									
Target Minimum	945,950	1,318,740	329,280	148,030	7,590	133,260	195,960	5,000	1,453,060
Target Maximum	1,261,260	None	658,550	296,060	15,180	266,530	391,920	None	2,906,130
Fund Balance as of June, 2015									
Fund Balance as of 12/31/2014	2,555,214	3,920,400	176,490	307,299	61,120	307,272	409,059	796,730	
Net Profit (Loss) YTD thru June, 2015	416,413	164,397	53,822	45,053	(14,089)	18,401	24,042	1,558,186	
Fund Balance as of June, 2015	2,971,627	4,084,797	230,312	352,352	47,031	325,673	433,101	2,354,916	
Cash & Investments 12/31/2014									1,688,579
Cash & Investments June, 2015									3,919,164
Analysis Results									
	Over Maximum Target by	Over Target by	Under Minimum Target by	Over Maximum Target by	Over Maximum Target by	Over Maximum Target by	Over Maximum Target by	Over Target Minimum by	Over Maximum Target by
Variances									
Amount over maximum or (under minimum)	1,710,367		(98,968)	56,292	31,851	59,143	41,181		1,013,034
Amount over target or (under target)		2,766,057						2,349,916	

General Fund
Balance Sheet

Description	Current Balance	Prior Month Balance	Prior Year Balance
Assets			
10-Cash & Cash Equivalents	2,064,567	603,416	1,660,972
11-Investments	1,009,770	1,009,770	1,007,721
12-Receivables	3,885,696	3,914,965	3,769,541
13-Interfund Receivables	0	0	0
14-Inventory	2,353	2,153	2,787
16-Prepaid/Deposits/Escrows	3,818	3,818	4,651
Total Assets	6,966,203	5,534,122	6,445,672
Liabilities			
20-ST Payables	(9,816)	(4,414)	(80,640)
21-Payroll Payables	(47,621)	(58,774)	(48,180)
22-Accruals	(49,169)	(49,169)	(47,772)
23-Interfund Payables	0	0	0
24-Deferred Revenues	(3,876,558)	(3,875,888)	(3,757,052)
25-Deposits/Uncashed/Stale Dated	(11,412)	(5,409)	(10,281)
Total Liabilities	(3,994,577)	(3,993,655)	(3,943,924)
30-Fund Balance	(2,971,627)	(1,540,468)	(2,501,747)
Liabilities and Fund Balance	(6,966,203)	(5,534,122)	(6,445,672)

Recreation BS

Recreation Fund
Balance Sheet

Description	Current Balance	Prior Month Balance	Prior Year Balance
Assets			
10-Cash & Cash Equivalents	2,436,443	1,377,012	2,861,634
11-Investments	3,139,911	3,139,911	3,140,989
12-Receivables	4,295,785	4,315,014	4,034,956
13-Interfund Receivables	0	0	0
14-Inventory	0	0	0
16-Prepaid/Deposits/Escrows	400	400	175
Total Assets	9,872,539	8,832,336	10,037,754
Liabilities			
20-ST Payables	(314,462)	(301,960)	(288,461)
22-Accruals	(74,674)	(74,674)	(63,883)
24-Deferred Revenues	(5,369,684)	(5,522,717)	(5,071,717)
25-Deposits/Uncashed/Stale Dated	(28,922)	(41,472)	(12,950)
Total Liabilities	(5,787,742)	(5,940,824)	(5,437,011)
30-Fund Balance	(4,084,797)	(2,891,512)	(4,600,743)
Liabilities and Fund Balance	(9,872,539)	(8,832,336)	(10,037,754)

Zoo BS

Zoo Fund
Balance Sheet

Description	Current Balance	Prior Month Balance	Prior Year Balance
Assets			
10-Cash & Cash Equivalents	203,335	(149,833)	73,898
11-Investments	0	0	0
12-Receivables	909,711	907,088	867,177
13-Interfund Receivables	0	0	0
14-Inventory	0	0	0
16-Prepaid/Deposits/Escrows	0	0	0
Total Assets	1,113,045	757,255	941,076
Liabilities			
20-ST Payables	0	0	0
22-Accruals	(20,529)	(20,529)	(17,616)
24-Deferred Revenues	(862,204)	(863,265)	(822,997)
Total Liabilities	(882,733)	(883,794)	(840,613)
30-Fund Balance	(230,312)	126,539	(100,462)
Liabilities and Fund Balance	(1,113,045)	(757,255)	(941,076)

Debt BS

Debt Service Fund
Balance Sheet

Description	Current Balance	Prior Month Balance	Prior Year Balance
Assets			
10-Cash & Cash Equivalents	2,354,916	862,179	2,239,402
11-Investments	0	0	0
12-Receivables	4,336,358	4,336,358	2,786,695
13-Interfund Receivables	0	0	0
14-Inventory	0	0	0
15-Other Receivables	0	0	0
16-Prepaid/Deposits/Escrows	0	0	0
17-Other Assets	0	0	0
19-Capital Assets	0	0	0
Total Assets	6,691,274	5,198,537	5,026,097
Liabilities			
20-ST Payables	0	0	0
21-Payroll Payables	0	0	0
22-Accruals	0	0	0
23-Interfund Payables	0	0	0
24-Deferred Revenues	(4,336,358)	(4,336,358)	(2,786,695)
25-Deposits/Uncashed/Stale Dated	0	0	0
26-Long Term-Debt	0	0	0
27-LT Vacation Accruals	0	0	0
Total Liabilities	(4,336,358)	(4,336,358)	(2,786,695)
30-Fund Balance	(2,354,916)	(862,179)	(2,239,402)
Liabilities and Fund Balance	(6,691,274)	(5,198,537)	(5,026,097)

Cap BS

Capital Projects Fund
Balance Sheet

Description	Current Balance	Prior Month Balance	Prior Year Balance
Assets			
10-Cash & Cash Equivalents	3,103,021	2,417,759	1,783,587
11-Investments	2,723,384	2,723,384	2,724,384
12-Receivables	12,099	156,471	757,413
13-Interfund Receivables	0	0	0
14-Inventory	0	0	0
15-Other Receivables	0	0	0
16-Prepaid/Deposits/Escrows	0	0	0
17-Other Assets	0	0	0
19-Capital Assets	0	0	0
Total Assets	5,838,503	5,297,614	5,265,383
Liabilities			
20-ST Payables	(51,202)	(51,202)	(135,267)
21-Payroll Payables	0	0	0
22-Accruals	(4,819)	(4,819)	(3,897)
23-Interfund Payables	0	0	0
24-Deferred Revenues	0	0	(755,000)
25-Deposits/Uncashed/Stale Dated	0	0	0
26-Long Term-Debt	0	0	0
27-LT Vacation Accruals	0	0	0
Total Liabilities	(56,021)	(56,021)	(894,165)
30-Fund Balance	(5,782,482)	(5,241,593)	(4,371,219)
Liabilities and Fund Balance	(5,838,503)	(5,297,614)	(5,265,383)

AGC BS

Arrowhead Golf Club Fund
Balance Sheet

Description	Current Balance	Prior Month Balance	Prior Year Balance
Assets			
10-Cash & Cash Equivalents	2,178,764	1,709,053	1,843,211
11-Investments	1,740,400	1,740,400	1,492,392
12-Receivables	1,503,010	1,494,268	1,426,387
13-Interfund Receivables	0	0	0
14-Inventory	136,100	139,977	155,343
15-Other Receivables	25,000	25,000	25,000
16-Prepaid/Deposits/Escrows	38,814	36,442	39,433
17-Other Assets	0	0	0
19-Capital Assets	18,507,890	18,507,890	18,529,625
Total Assets	24,129,978	23,653,030	23,511,391
Liabilities			
20-ST Payables	(931,647)	(930,553)	(718,407)
21-Payroll Payables	(6,095)	(6,095)	(5,529)
22-Accruals	(138,333)	(138,333)	(137,280)
23-Interfund Payables	0	0	0
24-Deferred Revenues	(750)	(750)	(1,255)
25-Deposits/Uncashed/Stale Dated	(460,119)	(493,577)	(501,728)
26-Long Term-Debt	(8,500,612)	(8,500,612)	(9,125,694)
27-LT Vacation Accruals	(62,383)	(62,383)	(64,671)
Total Liabilities	(10,099,938)	(10,132,302)	(10,554,563)
30-Fund Balance	(14,030,039)	(13,520,728)	(12,956,828)
Liabilities and Fund Balance	(24,129,978)	(23,653,030)	(23,511,391)

IST BS

Information Systems

Balance Sheet

Description	Current Balance	Prior Month Balance	Prior Year Balance
Assets			
10-Cash & Cash Equivalents	70,356	7,406	54,450
11-Investments	0	0	0
12-Receivables	0	0	0
13-Interfund Receivables	0	0	0
14-Inventory	0	0	0
15-Other Receivables	0	0	0
16-Prepaid/Deposits/Escrows	63	63	2,792
17-Other Assets	0	0	0
19-Capital Assets	73,693	73,693	104,734
Total Assets	144,112	81,162	161,976
Liabilities			
20-ST Payables	0	0	0
21-Payroll Payables	0	0	0
22-Accruals	0	0	0
23-Interfund Payables	0	0	0
24-Deferred Revenues	0	0	0
25-Deposits/Uncashed/Stale Dated	0	0	0
26-Long Term-Debt	0	0	0
27-LT Vacation Accruals	0	0	0
Total Liabilities	0	0	0
30-Fund Balance	(144,112)	(81,162)	(161,976)
Liabilities and Fund Balance	(144,112)	(81,162)	(161,976)

Health BS

Health Insurance Fund

Balance Sheet

Description	Current Balance	Prior Month Balance	Prior Year Balance
Assets			
10-Cash & Cash Equivalents	497,089	215,206	554,664
11-Investments	0	0	0
12-Receivables	2,309	1,869	1,365
13-Interfund Receivables	0	0	0
14-Inventory	0	0	0
15-Other Receivables	0	0	0
16-Prepaid/Deposits/Escrows	0	0	0
17-Other Assets	0	0	0
19-Capital Assets	0	0	0
Total Assets	499,398	217,075	556,029
Liabilities			
20-ST Payables	(0)	0	0
21-Payroll Payables	0	0	0
22-Accruals	0	0	0
23-Interfund Payables	0	0	0
24-Deferred Revenues	0	0	0
25-Deposits/Uncashed/Stale Dated	0	0	0
26-Long Term-Debt	0	0	0
27-LT Vacation Accruals	0	0	0
Total Liabilities	(0)	0	0
30-Fund Balance	(499,398)	(217,075)	(556,029)
Liabilities and Fund Balance	(499,398)	(217,075)	(556,029)

Major & Internal Service Funds

Row Labels	Sum of Full Year Budget	Sum of Current Month	Sum of LY Month	Month Variance	% Month Variance	Sum of Current YTD	Sum of LY YTD	YTD Variance	% YTD Variance
10-General									
4-Revenues									
41-Taxes	3,845,110	1,888,748	1,833,897	54,851	2.99%	1,888,750	1,823,923	64,827	3.55%
42-Charges for Services	293,700	(317)	19,752	(20,069)	-101.61%	137,323	136,339	984	0.72%
43-Debt Proceeds	0								
44-Rentals	89,000	6,750	6,750	0	0.00%	40,500	47,420	(6,920)	-14.59%
45-Product Sales	15,000	124	4,541	(4,417)	-97.28%	2,296	6,456	(4,160)	-64.43%
46-Grants & Donations	181,023	33,093	33,786	(693)	-2.05%	90,162	92,794	(2,631)	-2.84%
47-Misc. Income	600	0	824	(823)	-99.88%	5,013	21,446	(16,432)	-76.62%
48-Interest Income	4,500	43	526	(483)	-91.88%	2,471	2,774	(303)	-10.94%
49-Transfers In	10,000	0	0	0	0.00%	10,000	10,000	0	0.00%
4-Revenues Total	4,438,933	1,928,440	1,900,076	28,364	1.49%	2,176,514	2,141,151	35,363	1.65%
5-Expenses									
51-Salaries & Wages	(2,074,778)	(137,760)	(133,934)	(3,827)	-2.86%	(851,647)	(868,411)	16,763	1.93%
52-Contractual Services	(1,080,003)	(183,295)	(178,181)	(5,114)	-2.87%	(453,088)	(473,832)	20,744	4.38%
53-Supplies	(493,144)	(38,378)	(44,606)	6,229	13.96%	(139,974)	(173,277)	33,303	19.22%
54-Other Charges	(135,867)	(12,847)	(4,398)	(8,450)	-192.12%	(65,393)	(60,111)	(5,281)	-8.79%
57-Capital	(174,230)	0	(1,116)	1,116	100.04%	0	(10,768)	10,768	100.00%
59-Transfers Out	(500,000)	(125,000)	(125,000)	0	0.00%	(250,000)	(250,000)	0	0.00%
5-Expenses Total	(4,458,021)	(497,281)	(487,235)	(10,046)	-2.06%	(1,760,101)	(1,836,398)	76,297	4.15%
10-General Total	(19,088)	1,431,159	1,412,841	18,318	1.30%	416,413	304,753	111,660	36.64%
20-Recreation									
4-Revenues									
41-Taxes	3,798,452	1,865,064	1,810,898	54,166	2.99%	1,865,066	1,800,921	64,145	3.56%
42-Charges for Services	4,793,913	619,722	636,698	(16,976)	-2.67%	2,471,129	2,440,602	30,527	1.25%
44-Rentals	203,452	22,626	19,506	3,120	15.99%	115,811	100,242	15,570	15.53%
45-Product Sales	206,557	69,893	75,684	(5,792)	-7.65%	83,328	96,383	(13,055)	-13.54%
46-Grants & Donations	26,600	433	9,094	(8,661)	-95.24%	16,807	23,554	(6,747)	-28.64%
47-Misc. Income	26,500	11,141	523	10,619	2030.37%	33,351	18,230	15,121	82.95%
48-Interest Income	15,000	1,689	1,635	55	3.34%	7,345	12,269	(4,923)	-40.13%
49-Transfers In	85,000								
4-Revenues Total	9,155,474	2,590,568	2,554,038	36,531	1.43%	4,592,837	4,492,200	100,637	2.24%
5-Expenses									
51-Salaries & Wages	(3,902,439)	(404,260)	(411,188)	6,927	1.68%	(1,777,102)	(1,746,512)	(30,590)	-1.75%
52-Contractual Services	(2,797,064)	(340,081)	(316,220)	(23,861)	-7.55%	(1,139,994)	(1,103,487)	(36,507)	-3.31%
53-Supplies	(981,680)	(139,674)	(103,908)	(35,766)	-34.42%	(399,205)	(340,237)	(58,968)	-17.33%
54-Other Charges	(231,246)	(13,269)	(25,313)	12,044	47.58%	(102,140)	(109,047)	6,907	6.33%
57-Capital	0	0	(1,574)	1,574	100.03%	0	(6,989)	6,989	100.00%
59-Transfers Out	(2,010,000)	(500,000)	(500,000)	0	0.00%	(1,010,000)	(1,002,500)	(7,500)	-0.75%
5-Expenses Total	(9,922,429)	(1,397,284)	(1,358,203)	(39,081)	-2.88%	(4,428,441)	(4,308,772)	(119,669)	-2.78%
20-Recreation Total	(766,955)	1,193,284	1,195,835	(2,550)	-0.21%	164,397	183,429	(19,032)	-10.38%
22-Cosley Zoo									
4-Revenues									
41-Taxes	850,472	417,419	400,977	16,442	4.10%	417,420	401,027	16,392	4.09%
42-Charges for Services	318,490	49,924	45,149	4,774	10.57%	164,100	146,883	17,217	11.72%
44-Rentals	38,300	5,841	7,220	(1,380)	-19.11%	21,360	22,567	(1,207)	-5.35%
45-Product Sales	913	40	405	(365)	-90.12%	720	505	215	42.57%
46-Grants & Donations	105,500	18,362	23,823	(5,461)	-22.92%	41,522	44,422	(2,900)	-6.53%
47-Misc. Income	0	0	0	0	0.00%	226	0	226	0.00%
48-Interest Income	0	10	106	(97)	-91.31%	10	106	(96)	-90.61%
49-Transfers In	0								
4-Revenues Total	1,313,675	491,594	477,681	13,913	2.91%	645,359	615,511	29,848	4.85%
5-Expenses									
51-Salaries & Wages	(819,281)	(64,820)	(61,399)	(3,421)	-5.57%	(382,236)	(374,190)	(8,045)	-2.15%
52-Contractual Services	(305,828)	(52,480)	(50,501)	(1,979)	-3.92%	(134,860)	(133,078)	(1,782)	-1.34%
53-Supplies	(142,619)	(15,543)	(9,129)	(6,415)	-70.27%	(50,065)	(37,563)	(12,502)	-33.28%
54-Other Charges	(49,380)	(1,901)	(2,828)	927	32.80%	(24,376)	(17,135)	(7,241)	-42.26%
57-Capital	0	0	(372)	372	100.04%	0	(744)	744	100.04%
59-Transfers Out	0								
5-Expenses Total	(1,317,109)	(134,744)	(124,229)	(10,515)	-8.46%	(591,537)	(562,710)	(28,827)	-5.12%
22-Cosley Zoo Total	(3,434)	356,851	353,452	3,398	0.96%	53,822	52,802	1,021	1.93%

Major & Internal Service Funds

Row Labels	Sum of Full Year Budget	Sum of Current Month	Sum of LY Month	Month Variance	% Month Variance	Sum of Current YTD	Sum of LY YTD	YTD Variance	% YTD Variance
30-Debt Service									
4-Revenues									
41-Taxes	4,336,358	2,199,046	2,134,565	64,481	3.02%	2,199,046	2,134,565	64,481	3.02%
43-Debt Proceeds	572,328	0	0	0	0.00%	0	0	0	0.00%
46-Grants & Donations	144,455	0	0	0	0.00%	66,955	68,381	(1,426)	-2.09%
47-Misc. Income	0	0	0	0	0.00%	0	0	0	0.00%
48-Interest Income	3,750	31	509	(478)	-93.99%	83	1,716	(1,633)	-95.17%
49-Transfers In	0								
4-Revenues Total	5,056,892	2,199,077	2,135,074	64,002	3.00%	2,266,084	2,204,663	61,422	2.79%
5-Expenses									
52-Contractual Services	(5,061,146)	(706,340)	(752,396)	46,055	6.12%	(707,898)	(754,428)	46,530	6.17%
54-Other Charges	0								
59-Transfers Out	0								
5-Expenses Total	(5,061,146)	(706,340)	(752,396)	46,055	6.12%	(707,898)	(754,428)	46,530	6.17%
30-Debt Service Total	(4,254)	1,492,736	1,382,679	110,058	7.96%	1,558,186	1,450,235	107,952	7.44%
40-Capital Projects									
4-Revenues									
41-Taxes	0								
42-Charges for Services	0								
43-Debt Proceeds	912,088	0	0	0	0.00%	0	0	0	0.00%
44-Rentals	42,885	1,393	1,345	48	3.56%	36,490	35,917	573	1.59%
45-Product Sales	7,200	0	0	0	0.00%	2,900	3,200	(300)	-9.38%
46-Grants & Donations	550,370	0	(1,650)	1,650	100.00%	3,359	5,350	(1,991)	-37.21%
47-Misc. Income	0	0	0	0	0.00%	266	17,806	(17,540)	-98.50%
48-Interest Income	13,000	271	479	(209)	-43.57%	6,455	8,577	(2,122)	-24.74%
49-Transfers In	2,500,000	625,000	625,000	0	0.00%	1,250,000	1,250,000	0	0.00%
4-Revenues Total	4,025,543	626,663	625,174	1,489	0.24%	1,299,470	1,320,849	(21,380)	-1.62%
5-Expenses									
51-Salaries & Wages	(174,593)	(12,971)	(13,450)	479	3.56%	(87,650)	(80,769)	(6,881)	-8.52%
52-Contractual Services	(117,948)	(27,596)	(18,805)	(8,791)	-46.75%	(56,813)	(44,387)	(12,426)	-27.99%
53-Supplies	(350,086)	(12,330)	(5,200)	(7,130)	-137.11%	(29,454)	(7,033)	(22,421)	-318.80%
54-Other Charges	(10,200)	(588)	(135)	(453)	-335.77%	(2,943)	(3,009)	66	2.21%
57-Capital	(4,682,805)	(32,289)	(40,140)	7,852	19.56%	(84,608)	(375,977)	291,370	77.50%
59-Transfers Out	0								
5-Expenses Total	(5,335,632)	(85,774)	(77,730)	(8,044)	-10.35%	(261,467)	(511,175)	249,708	48.85%
40-Capital Projects Total	(1,310,089)	540,889	547,444	(6,555)	-1.20%	1,038,003	809,674	228,329	28.20%
60-Golf Fund									
4-Revenues									
41-Taxes	1,480,469	740,234	647,332	92,902	14.35%	740,234	647,332	92,902	14.35%
42-Charges for Services	2,175,925	219,618	223,152	(3,533)	-1.58%	888,373	856,761	31,612	3.69%
44-Rentals	366,750	50,186	54,846	(4,660)	-8.50%	109,195	114,477	(5,282)	-4.61%
45-Product Sales	5,403,521	563,648	625,761	(62,114)	-9.93%	2,318,041	2,402,605	(84,565)	-3.52%
46-Grants & Donations	0	0	175,000	(175,000)	-100.00%	0	175,000	(175,000)	-100.00%
47-Misc. Income	37,900	2,355	1,948	407	20.88%	15,709	13,729	1,980	14.42%
48-Interest Income	5,000	137	528	(391)	-74.05%	2,567	3,337	(770)	-23.08%
49-Transfers In	0								
4-Revenues Total	9,469,565	1,576,179	1,728,567	(152,389)	-8.82%	4,074,118	4,213,241	(139,123)	-3.30%
5-Expenses									
51-Salaries & Wages	(3,041,423)	(243,655)	(257,469)	13,813	5.37%	(1,332,102)	(1,329,745)	(2,357)	-0.18%
52-Contractual Services	(3,183,748)	(517,683)	(531,984)	14,301	2.69%	(992,657)	(1,005,225)	12,568	1.25%
53-Supplies	(2,228,575)	(254,966)	(334,217)	79,251	23.71%	(869,579)	(806,006)	(63,573)	-7.89%
54-Other Charges	(264,630)	(34,055)	(26,254)	(7,801)	-29.71%	(141,859)	(124,560)	(17,300)	-13.89%
57-Capital	(561,315)	(16,508)	(180,230)	163,722	90.84%	(38,462)	(225,485)	187,023	82.94%
59-Transfers Out	0								
5-Expenses Total	(9,279,691)	(1,066,868)	(1,330,154)	263,286	19.79%	(3,374,659)	(3,491,022)	116,362	3.33%
60-Golf Fund Total	189,874	509,311	398,413	110,897	27.83%	699,459	722,220	(22,761)	-3.15%
70-Information Systems ISF									
4-Revenues									
42-Charges for Services	300,001	75,000	75,924	(924)	-1.22%	150,001	151,848	(1,847)	-1.22%
43-Debt Proceeds	0								
47-Misc. Income	0	0	0	0	0.00%	16	0	16	0.00%

Major & Internal Service Funds

Row Labels	Sum of Full Year Budget	Sum of Current Month	Sum of LY Month	Month Variance	% Month Variance	Sum of Current YTD	Sum of LY YTD	YTD Variance	% YTD Variance
48-Interest Income	0	0	0	0	0.00%	0	25	(25)	-98.56%
49-Transfers In	0								
4-Revenues Total	300,001	75,000	75,924	(924)	-1.22%	150,016	151,872	(1,856)	-1.22%
5-Expenses									
52-Contractual Services	(220,502)	(11,195)	(10,671)	(523)	-4.90%	(114,552)	(121,319)	6,767	5.58%
53-Supplies	(79,499)	(856)	(746)	(110)	-14.70%	(9,586)	(17,851)	8,266	46.30%
57-Capital	0	0	0	0	0.00%	0	0	0	0.00%
5-Expenses Total	(300,001)	(12,051)	(11,417)	(633)	-5.54%	(124,138)	(139,171)	15,033	10.80%
70-Information Systems ISF Total	0	62,950	64,506	(1,557)	-2.41%	25,878	12,702	13,177	103.74%
75-Health Insurance									
4-Revenues									
42-Charges for Services	1,582,215	399,271	390,708	8,563	2.19%	792,506	781,416	11,090	1.42%
47-Misc. Income	124,750	8,529	8,019	510	6.35%	54,759	52,653	2,105	4.00%
48-Interest Income	650	0	9	(9)	-100.78%	40	184	(144)	-78.20%
49-Transfers In	0								
4-Revenues Total	1,707,615	407,800	398,736	9,063	2.27%	847,305	834,254	13,052	1.56%
5-Expenses									
52-Contractual Services	(1,709,465)	(125,476)	(107,889)	(17,587)	-16.30%	(618,979)	(549,296)	(69,683)	-12.69%
5-Expenses Total	(1,709,465)	(125,476)	(107,889)	(17,587)	-16.30%	(618,979)	(549,296)	(69,683)	-12.69%
75-Health Insurance Total	(1,850)	282,323	290,847	(8,524)	-2.93%	228,327	284,958	(56,631)	-19.87%
Grand Total	(1,915,795)	5,869,504	5,646,017	223,487	3.96%	4,184,485	3,820,771	363,714	9.52%

Major Op Fund by Dept

Row Labels	Sum of Full Year Budget	Sum of Current Month	Sum of LY Month	Month Variance	% Month Variance	Sum of Current YTD	Sum of LY YTD	YTD Variance	% YTD Variance
10-General									
000-Administration									
4-Revenues									
41-Taxes	1,922,555	944,391	916,948	27,443	2.99%	944,393	906,975	37,419	4.13%
42-Charges for Services	258,750	(1,233)	12,155	(13,388)	-110.15%	130,882	125,779	5,102	4.06%
43-Debt Proceeds	0								
44-Rentals	81,000	6,750	6,750	0	0.00%	40,500	47,250	(6,750)	-14.29%
45-Product Sales	12,650	19	4,459	(4,441)	-99.59%	860	5,629	(4,769)	-84.72%
46-Grants & Donations	0	0	730	(730)	-100.00%	0	2,925	(2,925)	-100.00%
47-Misc. Income	600	0	2	(2)	-77.00%	3,460	128	3,332	2602.76%
48-Interest Income	4,500	43	526	(483)	-91.88%	2,471	2,774	(303)	-10.94%
49-Transfers In	0								
4-Revenues Total	2,280,055	949,970	941,571	8,399	0.89%	1,122,565	1,091,460	31,105	2.85%
5-Expenses									
51-Salaries & Wages	(461,945)	(34,026)	(40,282)	6,256	15.53%	(216,611)	(212,054)	(4,558)	-2.15%
52-Contractual Services	(472,778)	(75,504)	(61,557)	(13,947)	-22.66%	(191,602)	(188,696)	(2,906)	-1.54%
53-Supplies	(115,000)	(9,968)	(12,938)	2,970	22.96%	(39,846)	(43,864)	4,018	9.16%
54-Other Charges	(119,890)	(11,191)	(3,516)	(7,674)	-218.26%	(56,673)	(55,277)	(1,396)	-2.53%
57-Capital	0	0	(601)	601	100.02%	0	(1,202)	1,202	100.02%
59-Transfers Out	(500,000)	(125,000)	(125,000)	0	0.00%	(250,000)	(250,000)	0	0.00%
5-Expenses Total	(1,669,612)	(255,689)	(243,895)	(11,794)	-4.84%	(754,732)	(751,094)	(3,639)	-0.48%
000-Administration Total	610,443	694,281	697,676	(3,395)	-0.49%	367,832	340,366	27,466	8.07%
101-Parks Maintenance									
4-Revenues									
41-Taxes	1,922,555	944,357	916,948	27,408	2.99%	944,357	916,948	27,408	2.99%
42-Charges for Services	5,000	0	0	0	0.00%	0	0	0	0.00%
46-Grants & Donations	0	0	0	0	0.00%	0	0	0	0.00%
47-Misc. Income	0	0	822	(822)	-99.94%	1,554	21,318	(19,764)	-92.71%
49-Transfers In	10,000	0	0	0	0.00%	10,000	10,000	0	0.00%
4-Revenues Total	1,937,555	944,357	917,770	26,587	2.90%	955,910	948,266	7,644	0.81%
5-Expenses									
51-Salaries & Wages	(1,470,464)	(96,361)	(85,215)	(11,146)	-13.08%	(594,061)	(602,264)	8,203	1.36%
52-Contractual Services	(540,770)	(96,514)	(104,921)	8,407	8.01%	(232,323)	(257,080)	24,757	9.63%
53-Supplies	(356,961)	(27,561)	(30,199)	2,638	8.74%	(96,235)	(121,172)	24,937	20.58%
54-Other Charges	(8,355)	(645)	(580)	(65)	-11.21%	(6,681)	(2,672)	(4,009)	-150.03%
57-Capital	(174,230)	0	(372)	372	100.04%	0	(9,279)	9,279	100.00%
59-Transfers Out	0								
5-Expenses Total	(2,550,780)	(221,080)	(221,287)	207	0.09%	(929,300)	(992,467)	63,167	6.36%
101-Parks Maintenance Total	(613,225)	723,276	696,483	26,794	3.85%	26,610	(44,201)	70,812	160.20%
430-Historical Museum									
4-Revenues									
42-Charges for Services	29,950	916	7,597	(6,681)	-87.94%	6,441	10,560	(4,119)	-39.00%
44-Rentals	8,000	0	0	0	0.00%	0	170	(170)	-100.00%
45-Product Sales	2,350	105	82	23	28.23%	1,436	827	609	73.66%
46-Grants & Donations	181,023	33,093	33,056	37	0.11%	90,162	89,869	294	0.33%
47-Misc. Income	0	0	0	0	0.00%	0	0	0	0.00%
4-Revenues Total	221,323	34,114	40,735	(6,621)	-16.25%	98,039	101,425	(3,386)	-3.34%
5-Expenses									
51-Salaries & Wages	(142,369)	(7,374)	(8,436)	1,063	12.60%	(40,975)	(54,093)	13,118	24.25%
52-Contractual Services	(66,455)	(11,278)	(11,703)	426	3.64%	(29,163)	(28,055)	(1,107)	-3.95%
53-Supplies	(21,183)	(849)	(1,469)	620	42.21%	(3,892)	(8,240)	4,348	52.77%
54-Other Charges	(7,622)	(1,012)	(301)	(710)	-236.04%	(2,039)	(2,162)	124	5.71%
57-Capital	0	0	(143)	143	100.09%	0	(286)	286	100.09%
5-Expenses Total	(237,629)	(20,512)	(22,053)	1,541	6.99%	(76,069)	(92,837)	16,768	18.06%
430-Historical Museum Total	(16,306)	13,602	18,682	(5,080)	-27.19%	21,970	8,588	13,382	155.82%
10-General Total	(19,088)	1,431,159	1,412,841	18,318	1.30%	416,413	304,753	111,660	36.64%
20-Recreation									
000-Administration									
4-Revenues									
41-Taxes	3,798,452	1,865,064	1,810,898	54,166	2.99%	1,865,066	1,800,921	64,145	3.56%
42-Charges for Services	143,020	52,103	46,752	5,351	11.45%	104,543	97,662	6,881	7.05%
44-Rentals	29,702	2,015	5,045	(3,030)	-60.06%	3,195	13,725	(10,531)	-76.72%
45-Product Sales	42,530	41,814	46,393	(4,579)	-9.87%	42,959	47,885	(4,926)	-10.29%
46-Grants & Donations	26,600	433	9,094	(8,661)	-95.24%	16,747	23,554	(6,807)	-28.90%

Major Op Fund by Dept

Row Labels	Sum of Full Year Budget	Sum of Current Month	Sum of LY Month	Month Variance	% Month Variance	Sum of Current YTD	Sum of LY YTD	YTD Variance	% YTD Variance
47-Misc. Income	0	294	485	(191)	-39.38%	2,446	1,302	1,144	87.84%
48-Interest Income	15,000	1,689	1,635	55	3.34%	7,345	12,269	(4,923)	-40.13%
49-Transfers In	30,000								
4-Revenues Total	4,085,304	1,963,413	1,920,302	43,111	2.25%	2,042,301	1,997,317	44,984	2.25%
5-Expenses									
51-Salaries & Wages	(1,166,929)	(101,956)	(99,763)	(2,194)	-2.20%	(584,230)	(573,275)	(10,955)	-1.91%
52-Contractual Services	(797,660)	(103,631)	(109,881)	6,250	5.69%	(376,949)	(362,271)	(14,678)	-4.05%
53-Supplies	(148,295)	(20,779)	(18,934)	(1,845)	-9.74%	(45,680)	(58,224)	12,544	21.54%
54-Other Charges	(117,037)	(7,180)	(9,533)	2,353	24.69%	(57,749)	(54,504)	(3,245)	-5.95%
57-Capital	0	0	(744)	744	100.04%	0	(1,489)	1,489	99.97%
59-Transfers Out	(2,000,000)	(500,000)	(500,000)	0	0.00%	(1,000,000)	(1,000,000)	0	0.00%
5-Expenses Total	(4,229,921)	(733,547)	(738,856)	5,309	0.72%	(2,064,607)	(2,049,762)	(14,845)	-0.72%
000-Administration Total	(144,617)	1,229,866	1,181,446	48,420	4.10%	(22,306)	(52,444)	30,139	57.47%
101-Parks Maintenance									
4-Revenues									
42-Charges for Services	0	0	0	0	0.00%	4,758	0	4,758	0.00%
44-Rentals	12,261	3,040	3,155	(115)	-3.65%	8,290	6,355	1,935	30.45%
45-Product Sales	0								
47-Misc. Income	0	0	0	0	0.00%	0	0	0	0.00%
4-Revenues Total	12,261	3,040	3,155	(115)	-3.65%	13,048	6,355	6,693	105.32%
5-Expenses									
51-Salaries & Wages	(567,092)	(54,574)	(64,101)	9,527	14.86%	(254,442)	(268,512)	14,070	5.24%
52-Contractual Services	(302,415)	(46,175)	(55,576)	9,401	16.91%	(137,855)	(130,990)	(6,865)	-5.24%
53-Supplies	(205,250)	(35,199)	(29,844)	(5,355)	-17.94%	(78,803)	(54,221)	(24,582)	-45.34%
57-Capital	0	0	0	0	0.00%	0	0	0	0.00%
5-Expenses Total	(1,074,757)	(135,948)	(149,521)	13,573	9.08%	(471,100)	(453,724)	(17,376)	-3.83%
101-Parks Maintenance Total	(1,062,496)	(132,908)	(146,366)	13,458	9.19%	(458,052)	(447,369)	(10,684)	-2.39%
220-Recreation Programs									
4-Revenues									
42-Charges for Services	2,546,900	260,371	257,452	2,919	1.13%	1,376,683	1,267,718	108,965	8.60%
44-Rentals	84,264	1,751	3,705	(1,954)	-52.74%	47,728	38,918	8,810	22.64%
45-Product Sales	26,005	88	629	(542)	-86.09%	10,646	11,702	(1,056)	-9.02%
46-Grants & Donations	0	0	0	0	0.00%	60	0	60	0.00%
47-Misc. Income	0								
4-Revenues Total	2,657,169	262,209	261,786	423	0.16%	1,435,118	1,318,338	116,780	8.86%
5-Expenses									
51-Salaries & Wages	(940,975)	(93,335)	(84,060)	(9,276)	-11.03%	(457,452)	(412,254)	(45,198)	-10.96%
52-Contractual Services	(889,584)	(95,392)	(46,434)	(48,957)	-105.43%	(337,995)	(321,594)	(16,401)	-5.10%
53-Supplies	(179,939)	(11,798)	(17,639)	5,841	33.11%	(86,915)	(89,776)	2,862	3.19%
54-Other Charges	0								
57-Capital	0	0	(57)	57	100.44%	0	(115)	115	99.57%
5-Expenses Total	(2,010,499)	(200,525)	(148,190)	(52,335)	-35.32%	(882,362)	(823,738)	(58,623)	-7.12%
220-Recreation Programs Total	646,670	61,684	113,596	(51,912)	-45.70%	552,756	494,600	58,156	11.76%
221-Athletics									
4-Revenues									
42-Charges for Services	452,283	83,875	93,731	(9,857)	-10.52%	243,030	256,003	(12,974)	-5.07%
45-Product Sales	39,222	6,186	4,495	1,692	37.64%	6,748	4,700	2,048	43.58%
47-Misc. Income	0								
49-Transfers In	55,000								
4-Revenues Total	546,505	90,061	98,226	(8,165)	-8.31%	249,777	260,703	(10,925)	-4.19%
5-Expenses									
51-Salaries & Wages	(74,457)	(5,373)	(6,344)	970	15.30%	(21,335)	(20,586)	(750)	-3.64%
52-Contractual Services	(142,480)	(5,341)	(19,166)	13,824	72.13%	(23,807)	(42,969)	19,162	44.60%
53-Supplies	(260,201)	(55,588)	(14,319)	(41,269)	-288.21%	(105,854)	(64,717)	(41,138)	-63.57%
54-Other Charges	(51,480)	(5,620)	(7,142)	1,522	21.31%	(26,085)	(31,111)	5,025	16.15%
57-Capital	0	0	0	0	0.00%	0	(1,500)	1,500	100.00%
59-Transfers Out	(10,000)	0	0	0	0.00%	(10,000)	(2,500)	(7,500)	-300.00%
5-Expenses Total	(538,618)	(71,923)	(46,970)	(24,952)	-53.12%	(187,082)	(163,382)	(23,700)	-14.51%
221-Athletics Total	7,887	18,138	51,256	(33,117)	-64.61%	62,696	97,321	(34,626)	-35.58%
222-Pools									
4-Revenues									
42-Charges for Services	816,500	154,350	169,592	(15,242)	-8.99%	367,007	428,878	(61,871)	-14.43%
44-Rentals	20,000	2,335	1,635	700	42.78%	14,169	12,939	1,230	9.50%

Major Op Fund by Dept

Row Labels	Sum of Full Year Budget	Sum of Current Month	Sum of LY Month	Month Variance	% Month Variance	Sum of Current YTD	Sum of LY YTD	YTD Variance	% YTD Variance
45-Product Sales	88,500	20,997	23,339	(2,342)	-10.04%	22,580	30,154	(7,574)	-25.12%
46-Grants & Donations	0								
47-Misc. Income	16,500	40	0	40	0.00%	13,775	14,965	(1,190)	-7.95%
4-Revenues Total	941,500	177,722	194,566	(16,845)	-8.66%	417,530	486,936	(69,406)	-14.25%
5-Expenses									
51-Salaries & Wages	(477,005)	(98,161)	(104,691)	6,530	6.24%	(142,670)	(152,488)	9,819	6.44%
52-Contractual Services	(220,568)	(43,041)	(36,434)	(6,606)	-18.13%	(89,951)	(82,111)	(7,840)	-9.55%
53-Supplies	(64,249)	(7,684)	(17,259)	9,575	55.48%	(32,173)	(32,833)	659	2.01%
54-Other Charges	(17,200)	(150)	(7,501)	7,351	98.00%	(11,017)	(12,578)	1,562	12.42%
57-Capital	0	0	(200)	200	100.19%	0	(401)	401	99.94%
59-Transfers Out	0								
5-Expenses Total	(779,022)	(149,036)	(166,086)	17,050	10.27%	(275,811)	(280,411)	4,600	1.64%
222-Pools Total	162,478	28,686	28,480	206	0.72%	141,719	206,524	(64,805)	-31.38%
224-Recreation Facilities									
4-Revenues									
42-Charges for Services	3,710	743	918	(175)	-19.04%	1,746	2,852	(1,106)	-38.77%
44-Rentals	55,500	13,256	5,873	7,383	125.71%	41,882	27,903	13,979	50.10%
45-Product Sales	2,000	302	334	(32)	-9.60%	(673)	793	(1,466)	-184.87%
47-Misc. Income	0								
4-Revenues Total	61,210	14,301	7,125	7,176	100.72%	42,954	31,548	11,407	36.16%
5-Expenses									
51-Salaries & Wages	(173,278)	(12,860)	(12,655)	(205)	-1.62%	(85,337)	(84,062)	(1,275)	-1.52%
52-Contractual Services	(329,146)	(29,428)	(32,008)	2,580	8.06%	(126,993)	(124,108)	(2,885)	-2.32%
53-Supplies	(49,303)	(3,657)	(2,934)	(723)	-24.64%	(18,425)	(10,235)	(8,191)	-80.03%
54-Other Charges	(4,674)	(98)	(235)	137	58.23%	(1,348)	(1,808)	460	25.44%
57-Capital	0	0	(344)	344	99.86%	0	(3,027)	3,027	100.00%
59-Transfers Out	0								
5-Expenses Total	(556,401)	(46,044)	(48,176)	2,132	4.43%	(232,103)	(223,240)	(8,863)	-3.97%
224-Recreation Facilities Total	(495,191)	(31,743)	(41,051)	9,308	22.67%	(189,148)	(191,692)	2,544	1.33%
350-Special Facilities									
4-Revenues									
42-Charges for Services	831,500	68,280	68,253	27	0.04%	373,362	387,490	(14,128)	-3.65%
44-Rentals	1,725	229	93	136	146.66%	548	401	147	36.61%
45-Product Sales	8,300	506	494	12	2.43%	1,069	1,150	(82)	-7.09%
46-Grants & Donations	0								
47-Misc. Income	10,000	10,807	38	10,770	28341.63%	17,130	1,963	15,167	772.66%
4-Revenues Total	851,525	79,823	68,878	10,945	15.89%	392,108	391,004	1,105	0.28%
5-Expenses									
51-Salaries & Wages	(502,702)	(38,000)	(39,574)	1,574	3.98%	(231,636)	(235,335)	3,699	1.57%
52-Contractual Services	(115,211)	(17,073)	(16,720)	(353)	-2.11%	(46,444)	(39,444)	(7,000)	-17.75%
53-Supplies	(74,443)	(4,969)	(2,979)	(1,989)	-66.78%	(31,355)	(30,232)	(1,123)	-3.71%
54-Other Charges	(40,855)	(221)	(901)	680	75.52%	(5,941)	(9,046)	3,105	34.33%
57-Capital	0	0	(229)	229	100.00%	0	(458)	458	100.00%
59-Transfers Out	0								
5-Expenses Total	(733,211)	(60,262)	(60,404)	142	0.23%	(315,376)	(314,515)	(861)	-0.27%
350-Special Facilities Total	118,314	19,560	8,474	11,086	130.83%	76,732	76,488	244	0.32%
20-Recreation Total	(766,955)	1,193,284	1,195,835	(2,550)	-0.21%	164,397	183,429	(19,032)	-10.38%
22-Cosley Zoo									
000-Administration									
4-Revenues									
41-Taxes	850,472	417,419	400,977	16,442	4.10%	417,420	401,027	16,392	4.09%
42-Charges for Services	0	0	500	(500)	-100.00%	1,000	1,750	(750)	-42.86%
44-Rentals	0								
45-Product Sales	0								
46-Grants & Donations	0								
47-Misc. Income	0	0	0	0	0.00%	0	0	0	0.00%
48-Interest Income	0	10	106	(97)	-91.31%	10	106	(96)	-90.61%
49-Transfers In	0								
4-Revenues Total	850,472	417,429	401,584	15,845	3.95%	418,430	402,883	15,546	3.86%
5-Expenses									
51-Salaries & Wages	(47,110)	(3,490)	(3,365)	(125)	-3.71%	(23,008)	(24,090)	1,082	4.49%
52-Contractual Services	(12,438)	(2,162)	(2,442)	280	11.46%	(6,317)	(6,365)	48	0.76%
53-Supplies	0								

Major Op Fund by Dept

Row Labels	Sum of Full Year Budget	Sum of Current Month	Sum of LY Month	Month Variance	% Month Variance	Sum of Current YTD	Sum of LY YTD	YTD Variance	% YTD Variance
54-Other Charges	(500)	0	0	0	0.00%	0	(25)	25	100.00%
57-Capital	0								
59-Transfers Out	0								
5-Expenses Total	(60,047)	(5,651)	(5,806)	155	2.67%	(29,325)	(30,480)	1,155	3.79%
000-Administration Total	790,425	411,777	395,778	16,000	4.04%	389,105	372,403	16,701	4.48%
101-Parks Maintenance									
4-Revenues									
47-Misc. Income	0	0	0	0	0.00%	0	0	0	0.00%
4-Revenues Total	0	0	0	0	0.00%	0	0	0	0.00%
5-Expenses									
51-Salaries & Wages	(148,076)	(10,490)	(13,300)	2,811	21.13%	(57,115)	(73,260)	16,145	22.04%
52-Contractual Services	(51,220)	(8,409)	(7,777)	(633)	-8.13%	(19,290)	(22,281)	2,991	13.42%
53-Supplies	(27,188)	(5,451)	(1,659)	(3,792)	-228.57%	(10,938)	(6,717)	(4,221)	-62.83%
57-Capital	0	0	(29)	29	98.72%	0	(57)	57	100.46%
5-Expenses Total	(226,485)	(24,350)	(22,765)	(1,585)	-6.96%	(87,343)	(102,316)	14,973	14.63%
101-Parks Maintenance Total	(226,485)	(24,350)	(22,765)	(1,585)	-6.96%	(87,343)	(102,316)	14,973	14.63%
220-Recreation Programs									
4-Revenues									
42-Charges for Services	98,490	14,657	12,496	2,160	17.29%	51,399	47,483	3,915	8.25%
45-Product Sales	913	40	405	(365)	-90.12%	720	505	215	42.57%
46-Grants & Donations	0	0	0	0	0.00%	83	0	83	0.00%
4-Revenues Total	99,403	14,697	12,901	1,795	13.91%	52,202	47,988	4,213	8.78%
5-Expenses									
51-Salaries & Wages	(42,919)	(2,898)	(3,691)	793	21.49%	(22,961)	(18,715)	(4,247)	-22.69%
52-Contractual Services	(2,506)	(351)	(352)	1	0.26%	(703)	(905)	202	22.30%
53-Supplies	(9,653)	(951)	(1,016)	65	6.37%	(2,036)	(2,163)	127	5.87%
57-Capital	0	0	(29)	29	98.72%	0	(57)	57	100.46%
5-Expenses Total	(55,078)	(4,201)	(5,088)	887	17.44%	(25,700)	(21,840)	(3,860)	-17.68%
220-Recreation Programs Total	44,325	10,496	7,813	2,683	34.34%	26,501	26,148	353	1.35%
350-Special Facilities									
5-Expenses									
51-Salaries & Wages	(51,159)	(3,885)	(3,792)	(93)	-2.44%	(25,940)	(25,490)	(450)	-1.77%
52-Contractual Services	(11,422)	(2,855)	(2,737)	(118)	-4.32%	(5,711)	(5,474)	(236)	-4.32%
53-Supplies	0								
54-Other Charges	(11,000)	(1,058)	(750)	(308)	-41.11%	(6,450)	(2,498)	(3,952)	-158.22%
57-Capital	0								
5-Expenses Total	(73,581)	(7,799)	(7,280)	(519)	-7.13%	(38,101)	(33,462)	(4,639)	-13.86%
350-Special Facilities Total	(73,581)	(7,799)	(7,280)	(519)	-7.13%	(38,101)	(33,462)	(4,639)	-13.86%
501-Cosley Zoo									
4-Revenues									
42-Charges for Services	220,000	35,267	32,153	3,114	9.69%	111,702	97,650	14,052	14.39%
44-Rentals	38,300	5,841	7,220	(1,380)	-19.11%	21,360	22,567	(1,207)	-5.35%
45-Product Sales	0								
46-Grants & Donations	105,500	18,362	23,823	(5,461)	-22.92%	41,439	44,422	(2,983)	-6.72%
47-Misc. Income	0	0	0	0	0.00%	226	0	226	0.00%
4-Revenues Total	363,800	59,469	63,196	(3,727)	-5.90%	174,728	164,639	10,088	6.13%
5-Expenses									
51-Salaries & Wages	(530,017)	(44,058)	(37,251)	(6,807)	-18.27%	(253,211)	(232,635)	(20,576)	-8.84%
52-Contractual Services	(228,243)	(38,702)	(37,193)	(1,509)	-4.06%	(102,839)	(98,053)	(4,786)	-4.88%
53-Supplies	(105,778)	(9,141)	(6,454)	(2,687)	-41.64%	(37,091)	(28,682)	(8,409)	-29.32%
54-Other Charges	(37,880)	(842)	(2,078)	1,236	59.47%	(17,926)	(14,612)	(3,314)	-22.68%
57-Capital	0	0	(315)	315	99.97%	0	(630)	630	99.97%
5-Expenses Total	(901,918)	(92,743)	(83,290)	(9,453)	-11.35%	(411,066)	(374,611)	(36,456)	-9.73%
501-Cosley Zoo Total	(538,118)	(33,274)	(20,094)	(13,179)	-65.59%	(236,339)	(209,971)	(26,367)	-12.56%
22-Cosley Zoo Total	(3,434)	356,851	353,452	3,398	0.96%	53,822	52,802	1,021	1.93%
60-Golf Fund									
000-Administration									
4-Revenues									
41-Taxes	1,480,469	740,234	647,332	92,902	14.35%	740,234	647,332	92,902	14.35%
42-Charges for Services	0								
46-Grants & Donations	0	0	175,000	(175,000)	-100.00%	0	175,000	(175,000)	-100.00%
47-Misc. Income	4,400	456	507	(51)	-10.06%	2,247	1,575	672	42.69%

Major Op Fund by Dept

Row Labels	Sum of Full Year Budget	Sum of Current Month	Sum of LY Month	Month Variance	% Month Variance	Sum of Current YTD	Sum of LY YTD	YTD Variance	% YTD Variance
48-Interest Income	5,000	137	528	(391)	-74.05%	2,567	3,337	(770)	-23.08%
49-Transfers In	0								
4-Revenues Total	1,489,869	740,828	823,367	(82,540)	-10.02%	745,048	827,244	(82,196)	-9.94%
5-Expenses									
51-Salaries & Wages	(300,909)	(21,155)	(20,141)	(1,013)	-5.03%	(140,590)	(139,669)	(921)	-0.66%
52-Contractual Services	(1,977,821)	(346,328)	(358,626)	12,298	3.43%	(489,578)	(508,807)	19,229	3.78%
53-Supplies	(100,087)	(21,721)	(4,560)	(17,160)	-376.32%	(48,489)	(33,785)	(14,704)	-43.52%
54-Other Charges	(111,630)	(12,307)	(13,327)	1,020	7.65%	(52,357)	(50,375)	(1,982)	-3.94%
57-Capital	0	0	(57)	57	100.44%	0	(115)	115	99.57%
59-Transfers Out	0								
5-Expenses Total	(2,490,447)	(401,510)	(396,712)	(4,798)	-1.21%	(731,013)	(732,751)	1,737	0.24%
000-Administration Total	(1,000,578)	339,317	426,655	(87,338)	-20.47%	14,035	94,493	(80,458)	-85.15%
101-Parks Maintenance									
5-Expenses									
51-Salaries & Wages	(13,254)	(1,001)	(1,779)	778	43.74%	(6,699)	(8,170)	1,472	18.01%
52-Contractual Services	(3,687)	(743)	(822)	79	9.56%	(1,840)	(1,991)	151	7.57%
53-Supplies	(7,000)	(4,747)	(4,453)	(295)	-6.62%	(5,285)	(4,453)	(832)	-18.69%
54-Other Charges	0								
57-Capital	0								
5-Expenses Total	(23,940)	(6,491)	(7,053)	562	7.97%	(13,824)	(14,614)	790	5.41%
101-Parks Maintenance Total	(23,940)	(6,491)	(7,053)	562	7.97%	(13,824)	(14,614)	790	5.41%
601-Golf Maintenance									
4-Revenues									
46-Grants & Donations	0	0	0	0	0.00%	0	0	0	0.00%
4-Revenues Total	0	0	0	0	0.00%	0	0	0	0.00%
5-Expenses									
51-Salaries & Wages	(517,175)	(43,814)	(42,736)	(1,079)	-2.52%	(209,032)	(209,765)	733	0.35%
52-Contractual Services	(148,191)	(23,496)	(28,895)	5,399	18.68%	(60,923)	(70,898)	9,975	14.07%
53-Supplies	(356,015)	(55,599)	(47,794)	(7,805)	-16.33%	(150,653)	(133,408)	(17,245)	-12.93%
54-Other Charges	(20,000)	0	(4,110)	4,110	100.00%	(16,395)	(4,110)	(12,285)	-298.91%
57-Capital	(205,000)	(4,893)	(179,715)	174,822	97.28%	(4,893)	(210,384)	205,491	97.67%
5-Expenses Total	(1,246,381)	(127,802)	(303,249)	175,447	57.86%	(441,896)	(628,565)	186,669	29.70%
601-Golf Maintenance Total	(1,246,381)	(127,802)	(303,249)	175,447	57.86%	(441,896)	(628,565)	186,669	29.70%
611-Pro Shop/Golf Fees									
4-Revenues									
42-Charges for Services	1,983,925	209,707	223,152	(13,445)	-6.02%	846,327	830,447	15,880	1.91%
44-Rentals	366,750	50,186	54,662	(4,476)	-8.19%	109,075	113,406	(4,331)	-3.82%
45-Product Sales	143,000	19,461	25,641	(6,180)	-24.10%	58,825	61,182	(2,357)	-3.85%
46-Grants & Donations	0								
47-Misc. Income	0	28	26	2	7.69%	50	46	4	8.70%
4-Revenues Total	2,493,675	279,383	303,482	(24,099)	-7.94%	1,014,277	1,005,082	9,195	0.91%
5-Expenses									
51-Salaries & Wages	(388,043)	(37,691)	(40,659)	2,968	7.30%	(146,877)	(155,063)	8,186	5.28%
52-Contractual Services	(188,430)	(26,967)	(23,930)	(3,037)	-12.69%	(69,876)	(71,772)	1,896	2.64%
53-Supplies	(149,056)	(13,502)	(38,605)	25,103	65.02%	(47,451)	(34,857)	(12,594)	-36.13%
54-Other Charges	(30,000)	(9,593)	(2,325)	(7,269)	-312.63%	(17,487)	(9,303)	(8,184)	-87.97%
57-Capital	(70,000)	(4,159)	(143)	(4,016)	-2808.21%	(4,159)	(286)	(3,873)	-1354.06%
5-Expenses Total	(825,529)	(91,912)	(105,662)	13,750	13.01%	(285,851)	(271,282)	(14,569)	-5.37%
611-Pro Shop/Golf Fees Total	1,668,146	187,471	197,820	(10,349)	-5.23%	728,426	733,800	(5,374)	-0.73%
612-Food and Beverage									
4-Revenues									
42-Charges for Services	177,000	9,911	0	9,911	0.00%	34,503	0	34,503	0.00%
44-Rentals	0	0	184	(184)	-99.78%	120	1,071	(951)	-88.78%
45-Product Sales	5,260,521	544,187	600,120	(55,933)	-9.32%	2,259,215	2,341,423	(82,208)	-3.51%
46-Grants & Donations	0								
47-Misc. Income	33,500	1,871	1,415	456	32.21%	13,411	12,108	1,304	10.77%
4-Revenues Total	5,471,021	555,968	601,718	(45,750)	-7.60%	2,307,250	2,354,602	(47,352)	-2.01%
5-Expenses									
51-Salaries & Wages	(1,818,042)	(139,995)	(152,154)	12,159	7.99%	(827,843)	(813,189)	(14,654)	-1.80%
52-Contractual Services	(865,114)	(120,139)	(119,697)	(441)	-0.37%	(370,285)	(351,391)	(18,894)	-5.38%
53-Supplies	(1,610,667)	(159,397)	(238,805)	79,409	33.25%	(617,002)	(599,504)	(17,498)	-2.92%
54-Other Charges	(103,000)	(12,154)	(6,492)	(5,662)	-87.21%	(55,620)	(60,772)	5,152	8.48%
57-Capital	(286,315)	(7,457)	(315)	(7,142)	-2267.26%	(29,411)	(14,701)	(14,710)	-100.06%

Major Op Fund by Dept

Row Labels	Sum of Full Year Budget	Sum of Current Month	Sum of LY Month	Month Variance	% Month Variance	Sum of Current YTD	Sum of LY YTD	YTD Variance	% YTD Variance
59-Transfers Out	0								
5-Expenses Total	(4,683,138)	(439,142)	(517,464)	78,322	15.14%	(1,900,160)	(1,839,556)	(60,605)	-3.29%
612-Food and Beverage Total	787,883	116,827	84,255	32,572	38.66%	407,089	515,046	(107,956)	-20.96%
613-Cross Country Skiing									
4-Revenues									
42-Charges for Services	15,000	0	0	0	0.00%	7,543	26,314	(18,771)	-71.33%
45-Product Sales	0								
4-Revenues Total	15,000	0	0	0	0.00%	7,543	26,314	(18,771)	-71.33%
5-Expenses									
51-Salaries & Wages	(4,000)	0	0	0	0.00%	(1,060)	(3,888)	2,828	72.74%
52-Contractual Services	(506)	(11)	(14)	3	23.07%	(155)	(366)	211	57.67%
53-Supplies	(5,750)	0	0	0	0.00%	(700)	0	(700)	0.00%
57-Capital	0								
5-Expenses Total	(10,256)	(11)	(14)	3	23.07%	(1,915)	(4,254)	2,339	54.99%
613-Cross Country Skiing Total	4,744	(11)	(14)	3	23.07%	5,628	22,060	(16,432)	-74.49%
60-Golf Fund Total	189,874	509,311	398,413	110,897	27.83%	699,459	722,220	(22,761)	-3.15%
Grand Total	(599,602)	3,490,605	3,360,541	130,064	3.87%	1,334,091	1,263,203	70,888	5.61%

PPF

Row Labels	Sum of Full Year Budget	Sum of Current Month	Sum of LY Month	Month Variance	% Month Variance	Sum of Current YTD	Sum of LY YTD	YTD Variance	% YTD Variance
4-Revenues									
42-Charges for Services	812,200	63,473	64,009	(537)	-0.84%	365,749	380,258	(14,509)	-3.82%
44-Rentals	725	29	49	(20)	-40.02%	223	313	(90)	-28.81%
45-Product Sales	4,000	0	0	0	0.00%	23	0	23	0.00%
47-Misc. Income	10,000	10,807	38	10,770	28341.63%	17,130	1,963	15,167	772.66%
4-Revenues Total	826,925	74,309	64,096	10,213	15.93%	383,125	382,534	591	0.15%
5-Expenses									
51-Salaries & Wages	(438,694)	(32,447)	(33,255)	809	2.43%	(204,405)	(208,841)	4,436	2.12%
52-Contractual Services	(84,033)	(14,491)	(13,838)	(653)	-4.72%	(35,817)	(29,688)	(6,128)	-20.64%
53-Supplies	(64,811)	(3,989)	(2,700)	(1,289)	-47.73%	(27,104)	(24,636)	(2,468)	-10.02%
54-Other Charges	(15,500)	(38)	(650)	612	94.18%	(5,346)	(4,564)	(782)	-17.14%
57-Capital	0	0	(172)	172	99.86%	0	(344)	344	99.86%
5-Expenses Total	(603,039)	(50,964)	(50,615)	(349)	-0.69%	(272,673)	(268,073)	(4,600)	-1.72%
Grand Total	223,886	23,345	13,481	9,864	73.17%	110,452	114,461	(4,008)	-3.50%

Central Athletic Center

Row Labels	Sum of Full Year Budget	Sum of Current Month	Sum of LY Month	Month Variance	% Month Variance	Sum of Current YTD	Sum of LY YTD	YTD Variance	% YTD Variance
4-Revenues									
42-Charges for Services	29,500	755	1,089	(334)	-30.67%	25,231	23,625	1,606	6.80%
44-Rentals	84,264	1,751	3,705	(1,954)	-52.74%	47,728	38,918	8,810	22.64%
45-Product Sales	7,500	0	(16)	16	100.00%	4,659	5,682	(1,023)	-18.01%
4-Revenues Total	121,264	2,506	4,778	(2,272)	-47.55%	77,618	68,226	9,393	13.77%
5-Expenses									
51-Salaries & Wages	(27,000)	(1,945)	(1,643)	(302)	-18.39%	(22,383)	(18,586)	(3,797)	-20.43%
52-Contractual Services	(79,964)	(4,626)	(3,435)	(1,192)	-34.69%	(29,047)	(25,327)	(3,720)	-14.69%
53-Supplies	(14,300)	0	(666)	666	100.00%	(6,259)	(5,780)	(479)	-8.29%
54-Other Charges	0								
57-Capital	0								
5-Expenses Total	(121,264)	(6,572)	(5,744)	(828)	-14.41%	(57,689)	(49,693)	(7,996)	-16.09%
Grand Total	(0)	(4,066)	(966)	(3,100)	-320.87%	19,929	18,532	1,397	7.54%