



Wheaton Park District

PUBLIC NOTICE

**Meeting - Wheaton Park District Board of Commissioners
Wednesday July 17, 2024 - 5:00 p.m.
City of Wheaton Council Chambers 303 W. Wesley Street Wheaton, Illinois**

July 15, 2024

Public notice is hereby given that the Board of Park Commissioners of the Wheaton Park District, DuPage County, Illinois (the “Park Board”) will hold a meeting at 5 pm on Wednesday July 17, 2024

The meeting will take place at Wheaton City Hall, 303 W. Wesley, Wheaton, IL.

Please contact Michael J. Benard, Board Secretary, for further information.

mbenard@wheatonparks.org

Michael J. Benard
Secretary

The Agenda for the July 17, 2024, Meeting is as Follows:

Persons with disabilities requiring reasonable accommodation to participate in this meeting should contact the park district's ADA Compliance Officer, Michael Benard, at the park district's Administrative Office, 102 E. Wesley Street, Wheaton, IL Monday through Friday from 8:30 am until 4:30 pm at least 48 hours prior to the meeting. Requests for a qualified ASL interpreter require five (5) working days advance notice. Telephone number 630.510-4944; fax number 630.665.5880; email dsiciliano@wheatonparks.org



Wheaton Park District

Meeting of the Wheaton Park District Board of Commissioners

July 17, 2024, 5:00 pm

CALL TO ORDER

PRESENTATIONS

1. Parks Plus Fitness Center
2. Fall Athletic Programs

COMMUNITY INPUT

Public comments are important to the Board. However, it is the Board's policy not to take action on items until time has been taken to gather information and discuss all options. Lack of action does not imply lack of interest in the issues. During the community input portion of the agenda the Board typically will ask residents to provide input prior to accepting input from nonresidents.

The purpose of the public participation is to allow the public the opportunity to make a statement to the Board. The purpose of public participation is not to provoke a debate with the Board. Once an individual has spoken, that individual may not speak on the same issue again. Any limitation regarding addressing the Board may be waived by a majority vote of the Board.

Except during the public comment portion of the regular Board agenda, or as stated in this rule, no person other than the Executive Director or the District's Attorney may address the Board.

CONSENT AGENDA

Consent Agenda items are considered by the Park District to be routine and will be enacted in one motion. There will be no separate discussion on these items. If a member of the Park Board requests, a Consent Agenda item will be removed from the Consent Agenda and considered as an individual item at the end of old or new business.

- A. Approval of the Disbursements totaling \$2,118,586.31 for the period beginning, June 12, 2024, and ending, July 9, 2024
- B. Approval of the Disbursements totaling \$680,844.67 for the period beginning, June 12, 2024, and ending, July 9, 2024
- C. Approval of Board Meeting Minutes June 19, 2024
- D. Approval of Subcommittee Meeting Minutes July 10, 2024
- E. Approval of Amended 2024 Subcommittee Meeting Schedule

Persons with disabilities requiring reasonable accommodation to participate in this meeting should contact the park district's ADA Compliance Officer, Michael Benard, at the park district's Administrative Office, 102 E. Wesley Street, Wheaton, IL Monday through Friday from 8:30 am until 4:30 pm at least 48 hours prior to the meeting. Requests for a qualified ASL interpreter require five (5) working days advance notice. Telephone number 630.510-4944; fax number 630.665.5880; email dsiciliano@wheatonparks.org



Wheaton Park District

UNFINISHED BUSINESS

None

NEW BUSINESS

1. **Ordinance 2024-05**

Motion to approve Ordinance 2024-05 – An Ordinance Approving the Terms and Authorizing the Execution of the First Amendment to the Funding and Reimbursement Agreement for the Purchase and Installation of an Additional Playground and Picnic Shelter for the Sensory Garden Playground Between the Wheaton Park District and the Play For All Playground and Garden Foundation

2. **Central Athletic Complex**

Motion to approve Change Order 1 from Utility Dynamics Corp. for the Central Athletic Complex Field #31 Lighting Project

3. **Equipment Purchase**

Motion to approve the purchase of a 2024 Vermeer S925TX Mini skid steer with bucket from Vermeer Midwest in the amount of \$38,798.00 through the Sourcewell Pricing Program.

4. **Equipment Purchase**

Motion to Replace Truck #1103 in 2024 at a cost of \$70,000 and delay the previously approved Replacement Truck #1112 to 2025 *(Park Board approved the replacement of Truck #1112 in March of 2024 for \$69,538. Truck #1103 will take its place in replacement priority)*

5. **Resolution 2024-04**

Motion to approve Resolution 2024-04 Providing for the Destruction of Particular Verbatim Recordings of Closed Session Minutes

REPORTS FROM STAFF

- Executive Director
- Athletics Annual Report 2023
- Monthly Department Reports – Finance, Special Facilities, Marketing, Development, Events, Recreation, Athletics, Parks, and Planning

Persons with disabilities requiring reasonable accommodation to participate in this meeting should contact the park district's ADA Compliance Officer, Michael Benard, at the park district's Administrative Office, 102 E. Wesley Street, Wheaton, IL Monday through Friday from 8:30 am until 4:30 pm at least 48 hours prior to the meeting. Requests for a qualified ASL interpreter require five (5) working days advance notice. Telephone number 630.510-4944; fax number 630.665.5880; email dsiciliano@wheatonparks.org



Wheaton Park District

BOARD SUBCOMMITTEE REPORTS / DISCUSSION

CLOSED SESSION

- a) Appointment, employment, compensation, discipline, performance, or dismissal of specific employees, 5ILCS 120/2 (c) (1)
- b) The Selection of a Person to Fill a Vacancy in Public Office, 5 ILCS 120/2(c) (3).
- c) Purchase or lease of real property, 5ILCS 120/2 (c) (5)
- d) Setting of price for sale or lease of property owned by the public body, 5ILCS 120/2 (c) (6)
- e) Pending, probable or imminent litigation, 5ILCS 120/2 (c) (11)
- f) Discussion of minutes of meetings lawfully closed under this Act, whether for purposes of approval by the body of the minutes or semi-annual review of the minutes, 5 ILCS 120/2 (c) (21)

ADJOURNMENT

Accounts Payable

Checks Approval Document



User: rtucker
Printed: 7/9/2024 - 2:19 PM


Wheaton Park District

Board of Commissioners Report From the Period Beginning June 12, 2024 and Ending July 09, 2024.


Fund	Description	Amount
10	General	98,257.18
20	Recreation	457,611.42
22	Cosley Zoo	47,898.44
23	Liability	49,325.81
24	Audit	3,400.00
40	Capital Projects	1,088,151.31
60	Golf Fund	337,099.41
70	Information Technology	32,597.73
75	Health Insurance	4,245.01
Report Total:		2,118,586.31

To the Board of Commissioners

The payment of the above listed accounts has been accepted by the Park District Board of Commissioners at their meeting held on July 17, 2024.



(Treasurer)



(Secretary)

Accounts Payable

Checks Approval List

User: rtucker
 Printed: 7/9/2024 - 2:21 PM



Wheaton Park District

Board of Commissioners Report From the Period Beginning June 12, 2024 and Ending July 09, 2024.

Fund	Description	Vendor No	Vendor Name	Line Item Description	Check No	Invoice Number	Batch Number	GL Account Number	Amount
10	General								
00001	1st AYD Corporation								
	Garbage Bags	241764	PSI701886	062.06.2024	10-101-000-53-5316-000C				2,189.60
	Garbage Bags	241764	PSI701886	062.06.2024	10-101-856-53-5316-000C				437.92
	Garbage Bags	241764	PSI701886	062.06.2024	10-101-000-53-5313-1904				437.92
Vendor Total:									3,065.44
00042	Anderson Elevator Co.								
	PSC Monthly Elevator Maintenance	241771	INV-88525-T2K5	062.06.2024	10-101-000-52-5211-000C				166.00
	Museum Monthly Elevator Maintenance	241771	INV-88526-J4Y6	062.06.2024	10-101-854-52-5211-000C				227.00
Vendor Total:									393.00
00068	AT&T Mobility								
	639-8267 Parks Dept 051824-061724	242067	877051597_0624	071.07.2024	10-101-000-52-5265-000C				5.68
	639-8599 Parks Dept 051824-061724	242067	877051597_0624	071.07.2024	10-101-000-52-5265-000C				75.01
	639-8783 K. Flynn 051824-061724	242067	877051597_0624	071.07.2024	10-101-000-52-5265-000C				49.82
	917-4832 P. Stanczak 051824-061724	242067	877051597_0624	071.07.2024	10-101-000-52-5265-000C				75.01
	945-7726 M. Benard 051824-061724	242067	877051597_0624	071.07.2024	10-000-000-52-5265-000C				49.82
	300-4503 D. Siciliano 051824-061724	242067	877051597_0624	071.07.2024	10-000-000-52-5265-000C				49.81
	346-9175 Marketing Tablet 7 051824-061724	242067	877051597_0624	071.07.2024	10-000-415-52-5265-000C				32.19
	234-2925 Martha H 051824-061724	242067	877051597_0624	071.07.2024	10-419-000-52-5265-000C				75.00
	251-5866 Events Tablet 10 051824-061724	242067	877051597_0624	071.07.2024	10-000-415-52-5265-000C				23.24
	251-8452 Tablet 11 Events 051824-061724	242067	877051597_0624	071.07.2024	10-000-415-52-5265-000C				23.24
	240-0798 Hot Spot 1 Events 051824-061724	242067	877051597_0624	071.07.2024	10-000-415-52-5265-000C				43.23
	234-1025 Parks Tablet 8 051824-061724	242067	877051597_0624	071.07.2024	10-101-000-52-5265-000C				23.24
	815-1067 Sandra S 051824-061724	242067	877051597_0624	071.07.2024	10-419-000-52-5265-000C				49.82
	815-6705 Events iPad 051824-061724	242067	877051597_0624	071.07.2024	10-000-416-52-5265-190C				23.24
	815-6706 Events iPad 051824-061724	242067	877051597_0624	071.07.2024	10-000-416-52-5265-190C				23.24
	815-6707 Events iPad 051824-061724	242067	877051597_0624	071.07.2024	10-000-416-52-5265-190C				23.24
	234-8725 Lauren C 051824-061724	242067	877051597_0624	071.07.2024	10-000-415-52-5265-000C				49.81
	346-0577 Security 7 Gables 051824-061724	242067	877051597_0624	071.07.2024	10-101-000-52-5265-000C				83.24
	234-8452 Parks Tablet 21 051824-061724	242067	877051597_0624	071.07.2024	10-101-000-52-5265-000C				23.24
	386-1616 Parks Dept 051824-061724	242067	877051597_0624	071.07.2024	10-101-000-52-5265-000C				5.68
	464-0161 R. Sperl 051824-061724	242067	877051597_0624	071.07.2024	10-101-000-52-5265-000C				75.00
	386-1562 Parks Dept 051824-061724	242067	877051597_0624	071.07.2024	10-101-000-52-5265-000C				8.57
Vendor Total:									890.37
00070	AT&T Internet								
	Parks 1000 Manchester Rd 060224-070124	241775	327168134_0724	062.06.2024	10-101-000-52-5262-000C				109.94
	Prairie 855 W Prairie Ave 060824-070724	241905	327242595_0724	063.06.2024	10-000-856-52-5262-000C				109.94
Vendor Total:									219.88
00082	Porter Pipe & Supply Company Inc								
	Atten Irrigation	242133	12782627-00	071.07.2024	10-101-000-53-5311-000C				133.49
	Atten Irrigation	242133	12785244-00	071.07.2024	10-101-000-53-5311-000C				174.86
	Atten	242133	12791245-00	071.07.2024	10-101-000-53-5311-000C				175.98
Vendor Total:									484.33

Fund	Description	Vendor No	Vendor Name	Line Item Description	Check No	Invoice Number	Batch Number	GL Account Number	Amount
00164	Carol Stream Lawn and Power								
	Carburetor	241783			510450	062.06.2024		10-101-000-53-5315-000C	59.69
	Hedge Clippers	241783			511587	062.06.2024		10-101-000-53-5306-000C	463.00
	Parts	241783			513287	062.06.2024		10-101-000-53-5306-000C	66.33
	Parts	241783			513288	062.06.2024		10-101-000-53-5306-000C	119.97
	PSC 60964 Equipment 2301	242011			514075	064.06.2024		10-101-000-53-5315-000C	68.40
	PSC 58195	242011			514096	064.06.2024		10-101-000-53-5315-000C	122.68
	Parts	242074			514436	071.07.2024		10-101-000-53-5315-000C	183.56
								Vendor Total:	1,083.63
00192	City of Wheaton								
	Liquor Permit SES	241913			513012	063.06.2024		10-000-416-52-5241-190C	250.00
								Vendor Total:	250.00
00193	City of Wheaton								
	Prairie Path Park 050724-060724	242014			0004420000_0624	064.06.2024		10-000-000-52-5264-000C	22.29
	Hurley Park 050724-060724	242014			0021856000_0624	064.06.2024		10-000-000-52-5264-000C	36.69
	Parks & Planning 050624-060624	242014			0029220000_0624	064.06.2024		10-101-000-52-5264-000C	225.26
	W W Stevens Park 050624-060624	242014			0055220100_0624	064.06.2024		10-000-000-52-5264-000C	20.89
	855 Prairie 050624-060624	242014			0310060201_0624	064.06.2024		10-000-856-52-5264-000C	136.68
	Central Pk 050624-060624	242014			0366270000_0624	064.06.2024		10-000-000-52-5264-000C	22.29
	Kelly Park/Edison 050724-060724	242014			0370840000_0624	064.06.2024		10-000-000-52-5264-000C	63.05
	DC Hist Museum 050624-060624	242014			0396760000_0624	064.06.2024		10-430-000-52-5264-000C	17.24
	DC Hist Museum 050624-060624	242014			0396760000_0624	064.06.2024		10-000-000-52-5264-000C	40.24
	Northside Park 050624-060624	242014			0402460000_0624	064.06.2024		10-000-000-52-5264-000C	207.05
	Memorial Park 050624-060624	242014			0417770200_0624	064.06.2024		10-000-000-52-5264-000C	254.06
	Seven Gables Park 050724-060724	242014			0500620100_0624	064.06.2024		10-000-000-52-5264-000C	237.48
	Scottdale Park 050724-060724	242014			0551600000_0624	064.06.2024		10-000-000-52-5264-000C	20.89
	Briar Patch Park 050724-060724	242014			0642091600_0624	064.06.2024		10-000-000-52-5264-000C	20.89
	Briar Patch Park 050724-060724	242014			0642091700_0624	064.06.2024		10-000-000-52-5264-000C	79.08
	Triangle Park 050624-060624	242014			0666060100_0624	064.06.2024		10-000-000-52-5264-000C	22.29
	Hillside Park 050724-060724	242014			0670480200_0624	064.06.2024		10-000-000-52-5264-000C	20.89
	Sunnyside Park 050724-060724	242014			0674020000_0624	064.06.2024		10-000-000-52-5264-000C	20.89
	Hoffman Park 050624-060624	242014			0693200000_0624	064.06.2024		10-000-000-52-5264-000C	20.89
	Briarknoll Park 050724-060724	242014			0922450100_0624	064.06.2024		10-000-000-52-5264-000C	20.89
								Vendor Total:	1,509.93
00334	Gordon Food Service								
	SES 2024	241932			960098846	063.06.2024		10-000-416-53-5346-190C	630.38
								Vendor Total:	630.38
00335	W W Grainger Inc								
	Safety Cones	241888			9135561190	062.06.2024		10-101-000-53-5314-000C	234.60
	Cable Ties	242058			9136629459	064.06.2024		10-101-000-53-5331-000C	795.30
								Vendor Total:	1,029.90
00387	Haggerty Ford								
	Machinery Supplies	241816			15224	062.06.2024		10-101-000-53-5315-000C	392.55
	Machinery Supplies	241816			15300	062.06.2024		10-101-000-53-5315-000C	409.20
								Vendor Total:	801.75
00406	Commonwealth Edison								
	Seven Gables 051524-061424	242016			0991719000_0624	064.06.2024		10-000-000-52-5260-000C	19.23
								Vendor Total:	19.23
00415	The Conservation Foundation								
	Annual Dues 2024	241879			052124	062.06.2024		10-000-000-54-5425-000C	166.67

Fund Description
Vendor No Vendor Name

Line Item Description	Check No	Invoice Number	Batch Number	GL Account Number	Amount
Vendor Total:					166.67
00417 Constellation NewEnergy Inc					
855 Prairie 051724-061824	242083	0691982511_0624	071.07.2024	10-000-856-52-5260-000C	845.81
Memorial Park 051024-061124	242083	1672863127_0624	071.07.2024	10-000-000-52-5260-000C	25.65
DC History Museum 051024-061224	242083	2223556711_0624	071.07.2024	10-430-000-52-5260-000C	460.37
DC History Museum 051024-061224	242083	2223556711_0624	071.07.2024	10-000-000-52-5260-000C	1,074.18
Parks & Planning 051624-061724	242017	2281477017_0624	064.06.2024	10-101-000-52-5260-000C	934.89
O S Park Rd 052424-062524	242083	2544728123_0624	071.07.2024	10-000-000-52-5260-000C	513.51
Seven Gables Park 051524-061424	242083	2987179184_0624	071.07.2024	10-000-000-52-5260-000C	82.55
Northside Park 041824-051724	242083	3161505548_0524	071.07.2024	10-000-000-52-5260-000C	72.72
Northside Park 051724-061824	242083	3161505548_0624	071.07.2024	10-000-000-52-5260-000C	88.35
Main Street Tennis Lighting 051024-061124	242083	3637111319_0624	071.07.2024	10-000-000-52-5260-000C	23.39
Northside Park 051724-061824	242083	6376364783_0624	071.07.2024	10-000-000-52-5260-000C	5.52
Overpass Bridge 051724-061824	242083	6644041352_0624	071.07.2024	10-000-000-52-5260-000C	79.93
C L Herrick Park 052024-061924	242083	6906430867_0624	071.07.2024	10-000-000-52-5260-000C	50.80
Hurley Park 051524-061424	242083	8947182203_0624	071.07.2024	10-000-000-52-5260-000C	27.08
Briar Patch Park 051424-061324	242083	9950680645_0624	071.07.2024	10-000-000-52-5260-000C	62.60
Vendor Total:					4,347.35
00435 Hydrotex					
55 Gallons of Fuel	241941	529150	063.06.2024	10-101-000-53-5348-000C	2,330.03
Vendor Total:					2,330.03
00565 Wheaton Lions Club					
Donation on Behalf of Troop 575 - 07/03/24	241993	061124	063.06.2024	10-000-416-52-5241-1902	100.00
Vendor Total:					100.00
00614 Mee, Terry					
Reimbursement - Commissioner Restaurant Sho	242120	062724	071.07.2024	10-000-000-54-5401-000C	25.35
Vendor Total:					25.35
00615 MENARDS WEST CHICAGO					
Memorial Park Supplies	242042	00260	064.06.2024	10-101-000-53-5314-000C	99.19
Sign Shop Supplies	242042	00325	064.06.2024	10-101-000-53-5314-000C	243.91
Vendor Total:					343.10
00624 Midwest Groundcovers LLC					
District Seasonal Planting	241845	I778207	062.06.2024	10-101-000-53-5331-000C	192.40
Vendor Total:					192.40
00671 NCPERS - IL IMRF - 0817					
06-2024 NCPERS	242124	0817072024	071.07.2024	10-000-000-21-2130-000C	176.00
Vendor Total:					176.00
00680 Northern Illinois Gas Company					
855 Prairie 051624-061724	242043	0402035172_0624	064.06.2024	10-000-856-52-5261-000C	63.50
Parks & Planning 051024-061124	242126	0460407175_0624	071.07.2024	10-101-000-52-5261-000C	164.28
855 Prairie 051624-061724	242043	0693040819_0624	064.06.2024	10-000-856-52-5261-000C	47.40
855 Prairie 051024-061124	241955	0835554754_0624	063.06.2024	10-000-856-52-5261-000C	44.89
855 Prairie 051624-061724	242043	1366082885_0624	064.06.2024	10-000-856-52-5261-000C	46.57
855 Prairie 051624-061724	242043	5076137885_0624	064.06.2024	10-000-856-52-5261-000C	44.15
DC History Museum 051424-061324	242126	5389121000_0624	071.07.2024	10-430-000-52-5261-000C	151.97
DC History Museum 051424-061324	242126	5389121000_0624	071.07.2024	10-000-000-52-5261-000C	354.59
Vendor Total:					917.35

Fund	Description	Vendor No	Vendor Name	Check No	Invoice Number	Batch Number	GL Account Number	Amount
Line Item	Description							
00748	PIONEER MANUFACTURING CO INC							
	Machinery Supplies			241856	INV-202931	062.06.2024	10-101-000-53-5315-000C	102.66
	Striper Part			241963	INV-203873	063.06.2024	10-101-000-53-5306-000C	130.48
							Vendor Total:	233.14
00792	Reinders Inc							
	Machinery Supplies			241865	6051460-00	062.06.2024	10-101-000-53-5315-000C	301.67
	Tires			241865	6051943-00	062.06.2024	10-101-000-53-5315-000C	1,024.81
	Machinery Supplies			241865	6052718-00	062.06.2024	10-101-000-53-5315-000C	155.34
	Machinery Supplies			241865	6052718-01	062.06.2024	10-101-000-53-5315-000C	113.25
							Vendor Total:	1,595.07
00825	Russo Hardware Inc							
	Equipment 1322 PSC 60961			242048	SPI20709728	064.06.2024	10-101-000-53-5315-000C	79.99
							Vendor Total:	79.99
00864	Production Plus Graphics Inc							
	Sign Shop Supplies			241859	CG-376682	062.06.2024	10-101-000-53-5314-000C	607.17
	Sign Shop Supplies			242046	CG-378176	064.06.2024	10-101-000-53-5315-000C	132.32
	Sign Shop Supplies			242046	CG-378470	064.06.2024	10-101-000-53-5315-000C	170.66
	Sign Shop Supplies			242134	CG-378793	071.07.2024	10-101-000-53-5314-000C	894.56
							Vendor Total:	1,804.71
01023	Waste Management of Illinois Inc							
	Parks & Planning 050124-053124			241890	207653823005_0524	062.06.2024	10-101-000-52-5263-000C	1,449.71
							Vendor Total:	1,449.71
01052	Wilhelmi, Margie							
	Mileage Reimbursement for May 2024			241896	053124	062.06.2024	10-000-415-54-5422-000C	41.54
							Vendor Total:	41.54
02243	Holsteins Garage							
	Tires			241939	22868	063.06.2024	10-101-000-53-5306-000C	415.00
	Equipment Safety Inspection			241824	3126	062.06.2024	10-101-000-52-5210-000C	135.00
							Vendor Total:	550.00
02254	Marathon Sportswear							
	Special Event Shirts			241949	89502	063.06.2024	10-000-416-53-5346-190C	561.32
							Vendor Total:	561.32
02651	Topcon Solutions Inc.							
	Wood Stakes (Less Sales Tax)			241984	90263998	063.06.2024	10-101-000-53-5314-000C	28.50
							Vendor Total:	28.50
02721	Hotsy of Chicago							
	Equipment 2305 PSC 60788			242033	85246	064.06.2024	10-101-000-53-5315-000C	10.00
	Equipment 2305 PSC 60788			242033	85254	064.06.2024	10-101-000-53-5315-000C	28.50
							Vendor Total:	38.50
02796	NAPA							
	Panel Filter			241848	5736-751111	062.06.2024	10-101-000-53-5315-000C	59.52
	Machinery Supplies			241848	5736-751265	062.06.2024	10-101-000-53-5315-000C	29.98
	Machinery Supplies			241848	5736-751416	062.06.2024	10-101-000-53-5315-000C	11.32
	Battery Cleaner			241848	5736-751620	062.06.2024	10-101-000-53-5315-000C	16.78
	Machinery Supplies			241848	5736-752322	062.06.2024	10-101-000-53-5315-000C	35.56
	Parts			241848	5736-752364	062.06.2024	10-101-000-53-5315-000C	33.06

Fund	Description	Vendor No	Vendor Name	Line Item Description	Check No	Invoice Number	Batch Number	GL Account Number	Amount
	Credit for Machinery Supplies				241848	5736-752397	062.06.2024	10-101-000-53-5315-000C	-25.22
	Machinery Supplies				241848	5736-752581	062.06.2024	10-101-000-53-5315-000C	18.00
	Credit for Parts				241848	5736-752671	062.06.2024	10-101-000-53-5315-000C	-33.06
	Machinery Supplies				241848	5736-752680	062.06.2024	10-101-000-53-5315-000C	53.52
	Aluminum Cleaner				241848	5736-752792	062.06.2024	10-101-000-53-5315-000C	7.99
	Stock				241848	5736-752799	062.06.2024	10-101-000-53-5315-000C	40.60
	Parts				241848	5736-752820	062.06.2024	10-101-000-53-5315-000C	10.62
	Supplies				241848	5736-752821	062.06.2024	10-101-000-53-5315-000C	43.84
	Machinery Supplies				241848	5736-752822	062.06.2024	10-101-000-53-5315-000C	9.93
	Stock				241848	5736-752823	062.06.2024	10-101-000-53-5315-000C	33.72
	Supplies				241848	5736-753813	062.06.2024	10-101-000-53-5315-000C	113.84
	Credit for Machinery Supplies				241848	5736-753967	062.06.2024	10-101-000-53-5315-000C	-113.84
	Stock				241848	5736-753968	062.06.2024	10-101-000-53-5315-000C	8.49
	Stock				241848	5736-754128	062.06.2024	10-101-000-53-5315-000C	14.08
	Machinery Supplies				241848	5736-754797	062.06.2024	10-101-000-53-5315-000C	175.25
	Parts				241848	5736-754805	062.06.2024	10-101-000-53-5315-000C	219.25
	Credit for Parts				241848	5736-754918	062.06.2024	10-101-000-53-5315-000C	-219.25
	Machinery Supplies				241848	5736-755055	062.06.2024	10-101-000-53-5315-000C	167.46
	Parts				241848	5736-755059	062.06.2024	10-101-000-53-5315-000C	24.96
	Machinery Supplies				241848	5736-755077	062.06.2024	10-101-000-53-5315-000C	79.50
	Machinery Supplies				241848	5736-755078	062.06.2024	10-101-000-53-5315-000C	40.30
	Parts				241848	5736-755085	062.06.2024	10-101-000-53-5315-000C	31.44
								Vendor Total:	887.64
03163	Advanced Turf Solutions								
	Herbicide and Copper Sulfate				241767	SO1175446	062.06.2024	10-101-000-53-5333-000C	1,435.50
								Vendor Total:	1,435.50
03355	First Illinois Systems Inc.								
	Pest Control June 2024				241802	37940	062.06.2024	10-430-000-52-5210-000C	108.00
	Pest Control July 2024				242096	38162	071.07.2024	10-430-000-52-5210-000C	108.00
								Vendor Total:	216.00
03481	Tressler LLP								
	Services through 05.31.24				242152	489079	071.07.2024	10-000-000-52-5207-000C	1,371.34
								Vendor Total:	1,371.34
03754	Comcast Cable								
	DC History Museum 062224-072124				242015	87712040736543_07	064.06.2024	10-000-000-52-5262-000C	119.85
	Prairie 060524-070424				241916	87712047035906_07	063.06.2024	10-000-856-52-5262-000C	251.85
	Parks Services 061724-071624				241916	87712047526761_07	063.06.2024	10-101-000-52-5262-000C	119.85
								Vendor Total:	491.55
04109	Power Up Batteries LLC.								
	Parts				241858	P73181895	062.06.2024	10-101-000-53-5315-000C	28.00
								Vendor Total:	28.00
04267	Martin Whalen Group Inc								
	Prairie - HR 062824-072724				242119	70550_0724	071.07.2024	10-418-000-52-5211-000C	12.31
	Prairie - Payroll 062824-072724				242119	70562_0724	071.07.2024	10-419-000-52-5211-000C	19.90
	Prairie-Finance 062824-072724				242119	76404_0724	071.07.2024	10-419-000-52-5211-000C	46.79
	Museum 062824-072724				242119	MW82277_0724	071.07.2024	10-000-000-52-5211-000C	51.77
	Parks 062824-072724				242119	MW82522_0724	071.07.2024	10-101-000-52-5211-000C	139.62
	Prairie 062824-072724				242119	MW82571_0724	071.07.2024	10-000-856-52-5211-000C	93.43
								Vendor Total:	363.82
04296	Culligan DuPage Soft Water Service Inc								

Fund **Description**
Vendor No **Vendor Name**

Line Item Description	Check No	Invoice Number	Batch Number	GL Account Number	Amount
Drinking Water June 2024	242086	262006_0624W	071.07.2024	10-000-856-53-5302-000C	62.91
Water Cooler Rental July 2024	242086	262006_0724R	071.07.2024	10-000-856-52-5220-000C	6.00
Vendor Total:					68.91
04888 Feece Oil Company					
150 Gallons of Diesel Fuel	242095	4081639	071.07.2024	10-101-000-53-5348-000C	346.68
725 Gallons of Regular Gasoline	242095	4081645	071.07.2024	10-101-000-53-5348-000C	2,238.50
160 Gallons of Diesel Fuel	242095	4083185	071.07.2024	10-101-000-53-5348-000C	408.99
450 Gallons of Regular Gasoline	242095	4083194	071.07.2024	10-101-000-53-5348-000C	1,449.71
141 Gallons of Diesel Fuel	242095	4085400	071.07.2024	10-101-000-53-5348-000C	371.13
558 Gallons of Regular Gasoline	242095	4085407	071.07.2024	10-101-000-53-5348-000C	1,824.41
293 Gallons of Diesel Fuel	242095	4087058	071.07.2024	10-101-000-53-5348-000C	794.66
462 Gallons of Regular Gasoline	242095	4087062	071.07.2024	10-101-000-53-5348-000C	1,489.76
Vendor Total:					8,923.84
04896 Quadient Finance USA Inc.					
Added Funds to Postage Machine - Prairie 7900C	242135	790004403665967	071.07.2024	10-000-000-53-5304-000C	1,000.00
Late Fee 7900044036659674	242135	790004403665967	071.07.2024	10-000-000-53-5304-000C	39.00
Funded Postage Machine 7900044036659674	241861	790004403665967	062.06.2024	10-000-000-53-5304-000C	1,000.00
Vendor Total:					2,039.00
05050 Wheaton Mulch Inc.					
Sand for Sandbags	241893	24-2456	062.06.2024	10-101-000-53-5314-000C	24.50
Vendor Total:					24.50
05162 Hines Building Supply - US LBM LLC					
Lumber Supplies	241823	5166413	062.06.2024	10-101-000-53-5314-000C	35.80
Sign Shop	242032	5166902	064.06.2024	10-101-000-53-5314-000C	16.38
Supplies	242032	5167069	064.06.2024	10-101-000-53-5314-000C	50.10
Vendor Total:					102.28
05390 Imagine Nation, LLC					
Playground Repairs	242111	1124	071.07.2024	10-101-000-53-5310-000C	1,406.97
Vendor Total:					1,406.97
05747 Landscape Material & Firewood Sales Inc.					
LM Shelter Vandalism	241834	53129	062.06.2024	10-101-000-53-5314-000C	560.00
Vendor Total:					560.00
05765 Luetkehans, Phillip					
Cosley Parking Lot Expansion through May 17 2	241841	10	062.06.2024	10-000-000-52-5207-000C	9,485.04
Cosley Parking Lot through 06/10/24	241948	11	063.06.2024	10-000-000-52-5207-000C	12,559.97
General Matters through May 17 2024	241841	82	062.06.2024	10-000-000-52-5207-000C	1,267.00
General Matters through 06/10/24	241948	83	063.06.2024	10-000-000-52-5207-000C	2,184.00
Vendor Total:					25,496.01
05768 Mendenhall, Rebecca					
Mileage Reimbursement 050824-061124	241953	061124	063.06.2024	10-418-000-54-5422-000C	31.49
Vendor Total:					31.49
06000 Michael L Arena					
Fencing Clocktower	242123	061324	071.07.2024	10-101-000-53-5308-000C	3,400.00
Vendor Total:					3,400.00
06121 Zoro Tools Inc					
Electrical Supplies	242061	INV14253782	064.06.2024	10-101-000-53-5312-000C	62.74

Fund	Description	Vendor No	Vendor Name	Line Item Description	Check No	Invoice Number	Batch Number	GL Account Number	Amount
	Electrical Supplies				242061	INV14255178	064.06.2024	10-101-000-53-5312-000C	128.78
								Vendor Total:	191.52
06181	Rapsys Incorporated								
	Goose Control April 2024				241862	18532	062.06.2024	10-101-000-52-5211-000C	1,080.00
	Goose Control May 2024				241862	18634	062.06.2024	10-101-000-52-5211-000C	1,080.00
								Vendor Total:	2,160.00
06250	LRS Holdings LLC								
	Parks&Planning 060124-063024				241840	47783.4 PSC_0624	062.06.2024	10-101-000-52-5263-000C	58.00
	Parks&Planning 070124-073124				242118	47783.4 PSC_0724	071.07.2024	10-101-000-52-5263-000C	58.00
								Vendor Total:	116.00
06308	Westlake Hardware Inc								
	Carpentry Supplies				242160	12510798	071.07.2024	10-101-000-53-5314-000C	36.99
	Carpentry Supplies				242160	12510801	071.07.2024	10-101-000-53-5314-000C	42.02
	Carpentry Supplies				242160	12510811	071.07.2024	10-101-000-53-5314-000C	25.05
	Bulk Fasteners				242160	12510823	071.07.2024	10-101-000-53-5334-000C	28.24
	Landscaping Supplies				242160	12510830	071.07.2024	10-101-000-53-5331-000C	28.58
	Plumbing Supplies				242160	12510831	071.07.2024	10-101-000-53-5311-000C	54.17
	Krazy Glue				242160	12510833	071.07.2024	10-101-000-53-5314-000C	76.08
	Krazy Glue				242160	12510834	071.07.2024	10-101-000-53-5314-000C	17.96
	Rain Ponchos				242160	12510840	071.07.2024	10-101-000-53-5330-000C	23.92
	Carpentry Supplies				242160	12510847	071.07.2024	10-101-000-53-5314-000C	75.93
	Carpentry Supplies				242160	12510860	071.07.2024	10-101-000-53-5314-000C	14.77
	CAC Glass Block Window Silicone				242160	12510862	071.07.2024	10-101-000-53-5314-000C	103.53
	Carpentry Supplies				242160	12510866	071.07.2024	10-101-000-53-5314-000C	86.73
	Batteries				242160	12510882	071.07.2024	10-101-000-53-5302-000C	35.98
	Machinery Supplies				242160	12510885	071.07.2024	10-101-000-53-5315-000C	29.00
	Carpentry Supplies				242160	12510889	071.07.2024	10-101-000-53-5314-000C	14.99
	Machinery Supplies				242160	12510904	071.07.2024	10-101-000-53-5315-000C	11.96
	Carpentry Supplies				242160	12510906	071.07.2024	10-101-000-53-5314-000C	11.16
	Signs at Memorial				242160	12510911	071.07.2024	10-101-000-53-5314-000C	110.50
	Hardware Supplies				242160	12510914	071.07.2024	10-101-000-53-5334-000C	11.99
	Fasteners				242160	12611418	071.07.2024	10-101-000-53-5334-000C	17.60
	Hardware Supplies				242160	12611421	071.07.2024	10-101-000-53-5334-000C	43.96
	Carpentry Supplies				242160	12611430	071.07.2024	10-101-000-53-5314-000C	14.57
	Toohey Supplies				242160	12611438	071.07.2024	10-101-000-53-5334-000C	24.39
	Plumbing Supplies				242160	12611439	071.07.2024	10-101-000-53-5311-000C	8.59
	Cleaning Supplies				242160	12611471	071.07.2024	10-101-000-53-5316-000C	110.91
	Plant Food				242160	12611493	071.07.2024	10-101-000-53-5333-000C	63.98
	Credit for Silicone				242160	12611505	071.07.2024	10-101-000-53-5314-000C	-79.95
	Hardware Supplies				242160	12611508	071.07.2024	10-101-000-53-5334-000C	25.94
	Blanchard Fence				242160	12611516	071.07.2024	10-101-000-53-5308-000C	10.20
	Carpentry Supplies				242160	12611520	071.07.2024	10-101-000-53-5314-000C	20.58
	Hardware Supplies				242160	12611562	071.07.2024	10-101-000-53-5334-000C	7.59
	Playground Supplies				242160	12611566	071.07.2024	10-101-000-53-5313-000C	19.98
								Vendor Total:	1,127.89
06539	Runco Office Supply & Equipment Co								
	Restock Supplies				241867	939881-0	062.06.2024	10-000-856-53-5302-000C	32.79
	Inv# 941921				242141	941921-0	071.07.2024	10-000-856-53-5302-000C	27.54
	Credit for Office Supplies				241867	C 938037-0	062.06.2024	10-000-856-53-5302-000C	-9.30
								Vendor Total:	51.03
06542	Peerless Network Inc								
	Admin 061524-071424				241960	66174_0724	063.06.2024	10-000-000-52-5262-000C	245.64

Fund	Description	Check No	Invoice Number	Batch Number	GL Account Number	Amount
Vendor No	Vendor Name					
Line Item Description						
					Vendor Total:	245.64
06726	Dearborn Life Insurance Company					
Voluntary Life Insurance July 2024		241920	F024990-1 0724	063.06.2024	10-000-000-21-2130-000C	828.80
					Vendor Total:	828.80
06868	Jay, Matthew					
Mileage Reimbursement 042424-062124		242114	062124	071.07.2024	10-418-000-54-5422-000C	83.01
					Vendor Total:	83.01
06935	Wellbuilt Equipment					
Annual Safety Inspection		241892	w11600	062.06.2024	10-101-000-52-5210-000C	1,650.00
Filters		241892	w11600	062.06.2024	10-101-000-53-5315-000C	301.74
					Vendor Total:	1,951.74
06985	Floods Royal Flush Inc.					
Portable Units - Central Park Pickleball		242026	I32460	064.06.2024	10-101-000-52-5211-000C	204.00
Portable Units - Briar Patch		242026	I33194	064.06.2024	10-101-000-52-5211-000C	102.00
Portable Units - Central Park Pickleball		242026	I33793	064.06.2024	10-101-000-52-5211-000C	204.00
Portable Units - Atten Park		242026	I33887	064.06.2024	10-101-000-52-5211-000C	102.00
Portable Units - Seven Gables		242026	I34162	064.06.2024	10-101-000-52-5211-000C	408.00
Portable Units - Sensory Garden		242026	I34163	064.06.2024	10-101-000-52-5211-000C	204.00
Portable Units - CAC		242026	I35527	064.06.2024	10-101-000-52-5211-000C	204.00
Portable Units - Kelly Park		242026	I35724	064.06.2024	10-101-000-52-5211-000C	204.00
Portable Units - Rathje Park		242026	I35726	064.06.2024	10-101-000-52-5211-000C	204.00
Portable Units - Sensory Garden		242026	I36035	064.06.2024	10-101-000-52-5211-000C	204.00
Portable Units - Central Park Pickleball		242026	I36574	064.06.2024	10-101-000-52-5211-000C	204.00
Portable Units - Kelly Park		242026	I36755	064.06.2024	10-101-000-52-5211-000C	204.00
Portable Units - Rathje		242026	I36757	064.06.2024	10-101-000-52-5211-000C	204.00
Portable Units - Sensory Garden		242026	I37104	064.06.2024	10-101-000-52-5211-000C	204.00
					Vendor Total:	2,856.00
07046	Wilkin, Carolyn					
Mileage Reimbursement 043024-062424		242163	062424	071.07.2024	10-000-415-54-5422-000C	56.75
					Vendor Total:	56.75
07167	Cali, Lauren					
Mileage Reimbursement 043024-062124		242072	062124	071.07.2024	10-000-415-54-5422-000C	40.20
					Vendor Total:	40.20
07219	J & D DOOR SALES INC					
Coil Cord for Overhead Door		242035	120821	064.06.2024	10-101-000-53-5312-000C	140.00
					Vendor Total:	140.00
07227	Double D Booking Inc					
Burning Red - SES 2024 07/19/24 Deposit		242089	071924	071.07.2024	10-000-416-52-5241-190C	900.00
					Vendor Total:	900.00
07251	Colliflower					
Machinery Supplies		241915	02352297	063.06.2024	10-101-000-53-5315-000C	197.31
PSC 61123 Equipment 1744		242079	02364231	071.07.2024	10-101-000-53-5315-000C	9.94
					Vendor Total:	207.25
07357	Rosendo Perez, Karen Itzel					
VALUES Tees		241968	061124	063.06.2024	10-000-000-53-5302-000C	120.00

Fund	Description	Check No	Invoice Number	Batch Number	GL Account Number	Amount
Vendor No	Vendor Name					
Line Item Description						
					Vendor Total:	120.00
07432	We Grow Dreams Inc.					
Annual Plants for District		241991	18-11420	063.06.2024	10-101-000-53-5331-000C	639.80
Plants		241891	18-11563	062.06.2024	10-101-000-53-5331-000C	157.05
					Vendor Total:	796.85
07436	Sebert Landscaping					
Mowing Service May 2024		241969	274256	063.06.2024	10-101-000-52-5211-000C	3,141.14
					Vendor Total:	3,141.14
07469	Case Lots Inc					
Cleaning Supplies/Paper Plates		241784	25041	062.06.2024	10-101-000-53-5316-000C	253.30
Toilet Paper		241912	25103	063.06.2024	10-101-000-53-5313-1904	29.95
Toilet Paper		241912	25103	063.06.2024	10-101-000-53-5316-000C	29.95
Toilet Paper		241912	25103	063.06.2024	10-101-854-53-5316-000C	29.95
					Vendor Total:	343.15
07494	DeStefano, James					
Mileage Reimbursement for 051624-051724		242088	051724	071.07.2024	10-101-000-54-5432-000C	46.90
Reimbursement for CPO Training May 2024		241797	052924	062.06.2024	10-101-000-54-5432-000C	24.71
					Vendor Total:	71.61
07495	Calvillo, Francisco					
Reimbursement for CPO Training May 2024		241780	053024	062.06.2024	10-101-000-54-5432-000C	61.64
					Vendor Total:	61.64
07497	Concrete Booking Agency dba TKO					
Ideas of March - Summer Entertainment Series 06/24/24		241788	Deposit 062124	062.06.2024	10-000-416-52-5241-190C	5,000.00
					Vendor Total:	5,000.00
07498	Weck, Connor					
Reissue DD Return from 6/14/24 Payroll		241992	061824	063.06.2024	10-000-000-25-2581-000C	877.91
					Vendor Total:	877.91
07500	Osterman, William					
Reissue DD Return from 5/31/24 Payroll		241853	060424	062.06.2024	10-000-000-25-2581-000C	345.67
					Vendor Total:	345.67
07501	Monticello, Joseph					
Reissue DD Return from 5/31/24 Payroll		241847	060424	062.06.2024	10-000-000-25-2581-000C	101.58
					Vendor Total:	101.58
07502	Kimball Midwest					
Crimper (Less Sales Tax)		241829	102243708	062.06.2024	10-101-000-53-5315-000C	74.79
					Vendor Total:	74.79
07511	Carter, John					
Reissue DD Return from 6/14/24 Payroll		241911	061824	063.06.2024	10-000-000-25-2581-000C	203.20
					Vendor Total:	203.20
07513	302 Wheaton LLC					
Reimbursement for 302 Trailer Repairs		241999	020524	064.06.2024	10-000-000-20-2011-000C	2,573.49
					Vendor Total:	2,573.49
07515	Gaertner, Sean M.					

Fund	Description	Vendor No	Vendor Name	Line Item Description	Check No	Invoice Number	Batch Number	GL Account Number	Amount
				U.S. Air Force Band SES 2024 06/30/24	242099	063024	071.07.2024	10-000-416-52-5241-1902	200.00
								Vendor Total:	200.00
07518	Gluchman, Nathan			Reissue DD Return from 6/28/24 Payroll	242102	062824	071.07.2024	10-000-000-25-2581-000C	38.79
								Vendor Total:	38.79
TMP*3425	DuPage Symphony Orchestra			SES 07/21/24 Deposit	242092	072124	071.07.2024	10-000-416-52-5241-190C	500.00
								Vendor Total:	500.00
TMP*3756	LaBore, Patricia			Reissue PR# 27143 07/28/2023 for LaBore	241833	27143	062.06.2024	10-000-000-25-2581-000C	25.00
								Vendor Total:	25.00
TMP*3757	Bagley, Kristin			Reissue PR# 27467 08/25/2023 for Bagley	241776	27467	062.06.2024	10-000-000-25-2581-000C	23.76
				Reissue PR# 27813 10/06/2023 for Bagley	241776	27813	062.06.2024	10-000-000-25-2581-000C	23.76
								Vendor Total:	47.52
TMP*3758	Stamatopoulos, Mary			Reissue PR# 27927 10/20/2023 for Stamatopoul	241874	27927	062.06.2024	10-000-000-25-2581-000C	171.18
								Vendor Total:	171.18
TMP*3759	Eckles, TJ			Reissue PR# 27984 11/03/2023 for Eckles	241798	27984	062.06.2024	10-000-000-25-2581-000C	147.67
								Vendor Total:	147.67
TMP*3760	Hinckley, Karissa			Reissue PR# 28090 11/03/2023 for Hinckley	241822	28090	062.06.2024	10-000-000-25-2581-000C	50.00
								Vendor Total:	50.00
TMP*3761	Gucwa, Beth			Reissue PR# 28107 11/17/2023 for Gucwa	241814	28107	062.06.2024	10-000-000-25-2581-000C	204.74
								Vendor Total:	204.74
								Fund Total:	98,257.18
20	Recreation								
00001	1st AYD Corporation								
	Garbage Bags				241764	PSI701886	062.06.2024	20-101-000-53-5313-000C	437.92
	Garbage Bags				241764	PSI701886	062.06.2024	20-101-225-53-5316-000C	437.92
	Garbage Bags				241764	PSI701886	062.06.2024	20-101-220-53-5316-000C	437.92
								Vendor Total:	1,313.76
00019	Alarm Detection Systems								
	PPF Panic Button				241769	SI-613958	062.06.2024	20-101-000-52-5210-000C	280.74
								Vendor Total:	280.74
00025	Allen Lock & Key								
	NS Pool Service Call				242065	2862	071.07.2024	20-101-231-52-5210-000C	147.00
								Vendor Total:	147.00
00032	Alpha Graphics								
	PPF Schedule Poster				241904	177373	063.06.2024	20-350-415-54-5426-000C	35.00
	Summer Camp Poster				242066	178315	071.07.2024	20-220-207-53-5301-7705	35.00

Fund	Description	Vendor No	Vendor Name	Check No	Invoice Number	Batch Number	GL Account Number	Amount
Line Item	Description							
Vendor Total:								70.00
00042	Anderson Elevator Co.							
	CC Monthly Elevator Maintenance	241771	INV-88527-Y9Z4	062.06.2024			20-101-220-52-5211-000C	204.00
	CAC Monthly Elevator Maintenance	241771	INV-88528-P1S8	062.06.2024			20-101-225-52-5211-000C	206.00
Vendor Total:								410.00
00068	AT&T Mobility							
	768-2406 WPD Wagner 051824-061724	242067	877051597_0624	071.07.2024			20-101-220-52-5265-000C	49.82
	885-4579 D. Shee 051824-061724	242067	877051597_0624	071.07.2024			20-101-000-52-5265-000C	49.81
	885-4684 W. Russell 051824-061724	242067	877051597_0624	071.07.2024			20-222-232-52-5265-000C	49.82
	605-1287 Athletics 051824-061724	242067	877051597_0624	071.07.2024			20-000-205-52-5265-000C	75.99
	536-4138 V. Beyer 051824-061724	242067	877051597_0624	071.07.2024			20-000-200-52-5265-000C	75.00
	346-5702 M. Wrobel 051824-061724	242067	877051597_0624	071.07.2024			20-000-203-52-5265-000C	49.81
	346-9428 J. Martinson 051824-061724	242067	877051597_0624	071.07.2024			20-220-207-52-5265-000C	75.00
	251-0735 MLC Travel 051824-061724	242067	877051597_0624	071.07.2024			20-000-304-52-5265-000C	49.81
	232-9893 Hot Spot 3 Athletics 051824-061724	242067	877051597_0624	071.07.2024			20-000-205-52-5265-000C	43.23
	232-9894 Hot Spot 2 PPFC 051824-061724	242067	877051597_0624	071.07.2024			20-350-302-52-5265-000C	43.23
	234-5738 Athletics Camp 051824-061724	242067	877051597_0624	071.07.2024			20-000-203-52-5265-000C	75.00
	703-8577 Camp Good Times 051824-061724	242067	877051597_0624	071.07.2024			20-220-207-52-5265-000C	74.02
	871-1926 Camp Illini 051824-061724	242067	877051597_0624	071.07.2024			20-220-207-52-5265-000C	74.02
	871-1897 Camp Blackhawk 051824-061724	242067	877051597_0624	071.07.2024			20-220-207-52-5265-000C	75.01
	234-3260 Camp IDK 051824-061724	242067	877051597_0624	071.07.2024			20-220-207-52-5265-000C	75.00
	234-3791 Camp No Name 051824-061724	242067	877051597_0624	071.07.2024			20-220-207-52-5265-000C	75.00
	234-7531 Camp Mean Green 051824-061724	242067	877051597_0624	071.07.2024			20-220-207-52-5265-000C	75.00
	234-1813 Chad S 051824-061724	242067	877051597_0624	071.07.2024			20-000-200-52-5265-000C	75.00
	871-1362 Camp Adventure 051824-061724	242067	877051597_0624	071.07.2024			20-000-112-52-5265-000C	74.02
	234-2504 Camp Nature 4-6 051824-061724	242067	877051597_0624	071.07.2024			20-000-112-52-5265-000C	75.00
	251-2689 Camp Nature 7-9 051824-061724	242067	877051597_0624	071.07.2024			20-000-112-52-5265-000C	75.00
	281-0870 A. Lewandowski 051824-061724	242067	877051597_0624	071.07.2024			20-000-205-52-5265-000C	49.25
	414-0027 M. Wilhelmi 051824-061724	242067	877051597_0624	071.07.2024			20-000-415-52-5265-000C	75.00
	251-7649 Recreation Tablet 22 051824-061724	242067	877051597_0624	071.07.2024			20-000-200-52-5265-000C	23.24
	251-7369 Max Y 051824-061724	242067	877051597_0624	071.07.2024			20-222-232-52-5265-000C	49.81
	251-0972 Kelly N 051824-061724	242067	877051597_0624	071.07.2024			20-220-207-52-5265-000C	75.00
Vendor Total:								1,655.89
00082	Porter Pipe & Supply Company Inc							
	Warranty Return	242133	12573361-00	071.07.2024			20-101-225-53-5313-000C	-808.76
	Foot Valve Project	242133	12745196-00	071.07.2024			20-101-232-53-5302-000C	704.38
Vendor Total:								-104.38
00192	City of Wheaton							
	Cream of Wheaton 2024	242078	513061	071.07.2024			20-000-416-52-5241-1905	30.00
	Cream of Wheaton 2024	242078	513071	071.07.2024			20-000-416-52-5241-1905	16,666.28
Vendor Total:								16,696.28
00193	City of Wheaton							
	Rathje Park 050724-060724	242014	0007650000_0624	064.06.2024			20-000-000-52-5264-000C	29.49
	Graf Park/Monroe 050624-060624	242014	0034005200_0624	064.06.2024			20-000-000-52-5264-000C	20.89
	Graf Pk/Monroe 050624-060624	242014	0034005300_0624	064.06.2024			20-000-000-52-5264-000C	127.85
	Northside Pool 050624-060624	242014	0052890000_0624	064.06.2024			20-222-231-52-5264-000C	2,384.70
	Northside Pool 050624-060624	242014	0052890100_0624	064.06.2024			20-222-231-52-5264-000C	1,173.76
	Boy Scout Cabin 050624-060624	242014	0052910000_0624	064.06.2024			20-000-000-52-5264-000C	22.29
	Toohey Park 050724-060724	242014	0212470900_0624	064.06.2024			20-000-000-52-5264-000C	137.05
	Atten Park 050724-060724	242014	0280800000_0624	064.06.2024			20-000-000-52-5264-000C	61.49
	Atten Park 050724-060724	242014	0280840800_0624	064.06.2024			20-000-000-52-5264-000C	170.36
	Central Athletic Complex 050624-060624	242014	0366180000_0624	064.06.2024			20-220-225-52-5264-000C	44.70

Fund	Description	Vendor No	Vendor Name	Line Item Description	Check No	Invoice Number	Batch Number	GL Account Number	Amount
	Central Athletic Complex 050624-060624				242014	0366190000_0624	064.06.2024	20-220-225-52-5264-000C	207.76
	Clocktower Commons 050624-060624				242014	0367030000_0624	064.06.2024	20-350-303-52-5264-000C	135.05
	Zamboni Storage 050624-060624				242014	0375250000_0624	064.06.2024	20-220-225-52-5264-000C	63.05
	Mary Lubko Center 050624-060624				242014	0417780000_0624	064.06.2024	20-000-304-52-5264-000C	84.65
	Blanchard Building 050724-060724				242014	0443150000_0624	064.06.2024	20-224-234-52-5264-000C	286.25
	Rice Pool 050724-060724				242014	0443170000_0624	064.06.2024	20-222-232-52-5264-000C	21,189.26
	Rice Pool 050724-060724				242014	0443170100_0624	064.06.2024	20-222-232-52-5264-000C	848.30
	Rice Pool 050724-060724				242014	0443170200_0624	064.06.2024	20-222-232-52-5264-000C	593.06
								Vendor Total:	27,579.96
00285	The Flag Lady Corporation								
	Flags for Rice Pool				241981	27398	063.06.2024	20-222-232-53-5302-000C	1,573.76
								Vendor Total:	1,573.76
00334	Gordon Food Service								
	Rice Rebate				242030	177199	064.06.2024	20-222-232-53-5329-000C	-40.58
	Rice Concession Supplies				241811	9010126796	062.06.2024	20-222-232-53-5329-000C	526.61
	Rice Concession Products				241811	9010126796	062.06.2024	20-222-232-53-5328-000C	3,047.06
	Rice Concession Supplies				241932	9010591164	063.06.2024	20-222-232-53-5328-000C	1,529.21
	Rice Supplies				242030	9010834829	064.06.2024	20-222-232-53-5329-000C	106.50
	Rice Food Product				242030	9010834829	064.06.2024	20-222-232-53-5328-000C	1,389.00
	Rice Food Product				242030	9011070203	064.06.2024	20-222-232-53-5328-000C	1,632.83
	Rice Supplies				242030	9011070203	064.06.2024	20-222-232-53-5329-000C	219.59
	Rice Concessions				242103	9011093983	071.07.2024	20-222-232-53-5328-000C	62.61
	NS Concession Supplies				241932	960097703	063.06.2024	20-222-231-53-5329-000C	310.84
	NS Concession Supplies				241932	960097703	063.06.2024	20-222-231-53-5328-000C	952.99
	Northside Concession Supplies				241811	960097864	062.06.2024	20-222-231-53-5329-000C	165.28
	Rice Concession Supplies				241811	960098248	062.06.2024	20-222-232-53-5329-000C	385.26
	Rice Concession Products				241811	960098248	062.06.2024	20-222-232-53-5328-000C	470.85
	Northside Concession Supplies				241811	960098383	062.06.2024	20-222-231-53-5329-000C	125.14
	Northside Concession Products				241811	960098383	062.06.2024	20-222-231-53-5328-000C	413.69
	Rice Concession Supplies				241811	960098416	062.06.2024	20-222-232-53-5328-000C	294.02
	NS Concession Supplies				241932	960098687	063.06.2024	20-222-231-53-5328-000C	677.06
	Rice Concession Supplies				241932	960098688	063.06.2024	20-222-232-53-5329-000C	42.26
	Rice Concession Supplies				241932	960098688	063.06.2024	20-222-232-53-5328-000C	791.00
	Rice Concession Supplies				241932	960098924	063.06.2024	20-222-232-53-5328-000C	732.47
	Rice Concession Supplies				241932	960098924	063.06.2024	20-222-232-53-5329-000C	87.57
	Rice Supplies				242030	960099038	064.06.2024	20-222-232-53-5329-000C	45.42
	Rice Food Product				242030	960099038	064.06.2024	20-222-232-53-5328-000C	424.45
	Northside Food Product				242103	960099152	071.07.2024	20-222-231-53-5328-000C	1,063.32
	Rice Supplies				242103	960099256	071.07.2024	20-222-232-53-5329-000C	379.03
	Rice Food				242103	960099256	071.07.2024	20-222-232-53-5328-000C	408.00
	Rice Food				242103	960099461	071.07.2024	20-222-232-53-5328-000C	783.31
	Rice Supplies				242103	960099461	071.07.2024	20-222-232-53-5329-000C	88.17
								Vendor Total:	17,112.96
00335	W W Grainger Inc								
	NS Pool Fan				241888	9121916861	062.06.2024	20-101-231-53-5313-000C	233.26
	NS Pool Receptical				241888	9131922412	062.06.2024	20-101-231-53-5313-000C	67.36
								Vendor Total:	300.62
00386	Hagg Press Inc								
	MLC Newsletter				241815	120461	062.06.2024	20-000-304-52-5235-000C	1,905.00
								Vendor Total:	1,905.00
00389	Lynette Havelka								
	Reimbursement for Mileage May 2024				241842	053124	062.06.2024	20-224-220-54-5422-000C	32.16

Fund	Description	Vendor No	Vendor Name	Line Item Description	Check No	Invoice Number	Batch Number	GL Account Number	Amount
Vendor Total:									32.16
00391	HALOGEN SUPPLY COMPANY								
	Plastic Depth Markers				241817	00613057	062.06.2024	20-101-231-53-5302-000	634.90
	Rice Pool Round Cover				241817	00613941	062.06.2024	20-101-232-53-5313-000	148.27
	Rice Round Cover				241935	00614666	063.06.2024	20-101-232-53-5302-000	102.86
	Vacuum Parts				241935	00614881	063.06.2024	20-101-232-53-5302-000	411.80
	Spa Chemicals				241935	00615019	063.06.2024	20-350-302-53-5335-000	1,456.64
	Vacuum Poles				242105	00615799	071.07.2024	20-101-232-53-5302-000	178.26
	Vacuum Poles				242105	00615799	071.07.2024	20-101-231-53-5302-000	178.26
Vendor Total:									3,110.99
00406	Commonwealth Edison								
	Lincoln Ave 051724-061824				242016	1168888000_0624	064.06.2024	20-000-112-52-5260-000	147.36
	1753 S. Blanchard CC Annex 050124-053124				241787	8811654000_0524	062.06.2024	20-224-234-52-5260-000	310.83
Vendor Total:									458.19
00415	The Conservation Foundation								
	Annual Dues 2024				241879	052124	062.06.2024	20-000-000-54-5425-000	166.67
Vendor Total:									166.67
00417	Constellation NewEnergy Inc								
	Seven Gables Barn 050124-053124				241918	0164589434_0524-2	063.06.2024	20-000-000-52-5260-000	51.44
	Boy Scout Cabin 051724-061824				242083	1592935669_0624	071.07.2024	20-000-000-52-5260-000	68.51
	Rathje Park 051624-061724				242017	1844643491_0624	064.06.2024	20-000-000-52-5260-000	255.91
	Toohey Park 051524-061424				242083	3060201628_0624	071.07.2024	20-000-000-52-5260-000	489.00
	Northside Pool 041824-051724				242083	4385105356_0524	071.07.2024	20-222-231-52-5260-000	1,388.07
	Northside Pool 051724-061824				242083	4385105356_0624	071.07.2024	20-222-231-52-5260-000	3,227.96
	Graf Park/Monroe 051424-061324				242083	4628035955_0624	071.07.2024	20-000-000-52-5260-000	326.64
	Northside Shelter 051724-061824				242083	4840401321_0624	071.07.2024	20-000-000-52-5260-000	128.35
	Graf Park/Monroe 051424-061324				242083	5780845263_0624	071.07.2024	20-000-000-52-5260-000	71.67
	Community Center 051424-061324				242083	6711329031_0624	071.07.2024	20-224-220-52-5260-000	18,242.33
	Rice Pool 051424-061324				242083	6711329031_0624	071.07.2024	20-222-232-52-5260-000	6,080.78
	Zamboni Storage 050324-060424				241918	6897686035_0624	063.06.2024	20-220-225-52-5260-000	42.30
	Clocktower Commons 051324-061224				242083	7280418152_0624	071.07.2024	20-350-303-52-5260-000	238.50
	Atten Park 051424-061324				242083	7352893714_0624	071.07.2024	20-000-000-52-5260-000	968.17
	Mary Lubko Center 051024-061124				242083	7390588872_0624	071.07.2024	20-000-304-52-5260-000	921.39
	Girl Scout Cabin 051724-061824				242083	7536396346_0624	071.07.2024	20-000-000-52-5260-000	36.34
	Central Athletic Complex 051324-061224				242083	9461295322_0624	071.07.2024	20-220-225-52-5260-000	4,855.86
Vendor Total:									37,393.22
00418	Conserv FS Inc.								
	Athletic Field Supplies				241790	6432388	062.06.2024	20-101-000-53-5349-000	897.00
	Pro Choice				241917	6432512	063.06.2024	20-101-000-53-5349-000	1,080.00
	Athletic Fields Chalk and Pro Choice				242081	6433043	071.07.2024	20-101-000-53-5349-000	897.00
Vendor Total:									2,874.00
00449	Illinois Shotokan Karate								
	Spring 2024 Classes				241943	734	063.06.2024	20-220-203-52-5280-3315	7,236.90
Vendor Total:									7,236.90
00453	ILLINOIS AMERICAN WATER CO.								
	Lincoln Marsh 051124-061224				241942	10252100016956_06	063.06.2024	20-000-112-52-5264-000	28.04
Vendor Total:									28.04
00475	Constellation Newenergy Gas Division LLC								
	Rice Pool 040124-043024				241791	7718490000_0424	062.06.2024	20-222-232-52-5261-000	500.13

Fund	Description	Check No	Invoice Number	Batch Number	GL Account Number	Amount
Vendor No	Vendor Name					
Line Item Description		Check No	Invoice Number	Batch Number	GL Account Number	Amount
Community Center 040124-043024		241791	7718490000_0424	062.06.2024	20-224-220-52-5261-000C	1,500.38
Rice Pool 050124-053124		242082	7718490000_0524	071.07.2024	20-222-232-52-5261-000C	1,840.93
Community Center 050124-053124		242082	7718490000_0524	071.07.2024	20-224-220-52-5261-000C	5,522.80
Vendor Total:						9,364.24
00476	IPS INC.					
Paint NS Slide		242034	051324	064.06.2024	20-101-231-53-5347-000C	8,000.00
Rice Pool		241826	WPD 2024-002	062.06.2024	20-101-232-53-5347-000C	2,500.00
Vendor Total:						10,500.00
00485	Jeff Ellis and Associates Inc					
Lifeguard Licenses		241827	20120630	062.06.2024	20-222-231-54-5432-000C	630.00
Lifeguard Licenses		241827	20120630	062.06.2024	20-222-232-54-5432-000C	9,795.00
Audit		241944	20121074	063.06.2024	20-222-231-52-5210-000C	1,450.00
Vendor Total:						11,875.00
00512	Kantor, Gary					
Magic Class 06/12/24		242039	061224	064.06.2024	20-220-202-52-5280-227C	188.76
Super Tots		242115	62024	071.07.2024	20-220-207-52-5280-771C	850.00
Goodtimes		242115	62024	071.07.2024	20-220-207-52-5280-770C	600.00
Vendor Total:						1,638.76
00541	First Student Inc.					
Camp Field Trip		241927	SF-171601	063.06.2024	20-220-203-52-5280-336C	772.50
Bus for Camp Field Trip		242025	SF-172855	064.06.2024	20-220-207-52-5280-770C	1,000.00
Bus for Camp Field Trip		242025	SF-172855	064.06.2024	20-220-208-52-5280-888C	552.50
Bus for Camp Field Trip		242097	SF-175458	071.07.2024	20-220-203-52-5280-336C	997.50
Bus for Camp Field Trip		242097	SF-177208	071.07.2024	20-220-207-52-5280-770C	700.00
Bus for Camp Field Trip		242097	SF-177208	071.07.2024	20-220-208-52-5280-888C	402.50
Vendor Total:						4,425.00
00547	Layne Christensen Company					
NS Pool Pump Repairs		241947	2711993	063.06.2024	20-101-232-52-5210-000C	3,095.00
NS Pool Pump Repair		241835	2713828	062.06.2024	20-101-231-52-5210-000C	13,247.50
Vendor Total:						16,342.50
00614	Mee, Terry					
Reimbursement - Commissioner Restaurant Sho		242120	062724	071.07.2024	20-000-000-54-5401-000C	25.35
Vendor Total:						25.35
00617	MENARDS GLENDALE HEIGHTS					
Supplies Rice Pool		241951	35689	063.06.2024	20-101-232-53-5314-000C	145.90
Vendor Total:						145.90
00680	Northern Illinois Gas Company					
Central Athletic Complex 051424-061324		242126	1750636993_0624	071.07.2024	20-220-225-52-5261-000C	189.87
Northside Pool 051424-061324		242043	1760958462_0624	064.06.2024	20-222-231-52-5261-000C	3,288.05
Rathje Park 051024-061124		242126	1812901000_0624	071.07.2024	20-000-000-52-5261-000C	44.08
Community Center 050924-061024		242126	2245590000_0624	071.07.2024	20-224-220-52-5261-000C	381.70
Northside Pool 051424-061324		242126	3774221000_0624	071.07.2024	20-222-231-52-5261-000C	53.00
Toohey Park 050924-061024		242126	4163602345_0624	071.07.2024	20-000-000-52-5261-000C	146.21
Zamboni Storage 051424-061324		242126	4910440592_0624	071.07.2024	20-220-225-52-5261-000C	51.88
Mary Lubko Center 051424-061324		242126	4920221000_0624	071.07.2024	20-000-304-52-5261-000C	48.16
Blanchard Building 050924-061024		241955	7135908424_0624	063.06.2024	20-224-234-52-5261-000C	167.89
Memorial Park Bandshell 051424-061324		241955	8157791522_0624	063.06.2024	20-000-000-52-5261-000C	53.00

Fund Description
Vendor No Vendor Name

Line Item Description	Check No	Invoice Number	Batch Number	GL Account Number	Amount
Vendor Total:					4,423.84
00742 Pepsi Beverages Company					
Rice Pepsi Supplies	241961	23061507	063.06.2024	20-222-232-53-5329-000C	154.00
Rice Pepsi Fountain	241961	23061507	063.06.2024	20-222-232-53-5328-000C	296.10
Rice Pepsi Bottles	241961	23061507	063.06.2024	20-222-232-53-5351-000C	230.31
Northside Fountain	242045	29299308	064.06.2024	20-222-231-53-5328-000C	95.40
Northside Vending	242045	29299308	064.06.2024	20-222-231-53-5351-000C	468.52
Northside Supplies	242045	29299308	064.06.2024	20-222-231-53-5329-000C	451.65
Cream of Wheaton 2024	241854	32551856	062.06.2024	20-000-416-53-5346-190C	2,994.10
Vendor Total:					4,690.08
00748 PIONEER MANUFACTURING CO INC					
Athletic Supplies	241856	INV-202475	062.06.2024	20-101-000-53-5349-000C	48.53
Vendor Total:					48.53
00859 Shining Star Productions					
04/02/24-05/14/24 Little Actors Classes	241970	053024	063.06.2024	20-220-202-52-5280-225C	714.00
Vendor Total:					714.00
00860 Shorr Packaging Corp.					
Boxes for BB/SB	241873	10415215-00	062.06.2024	20-221-223-53-5340-000C	767.50
Vendor Total:					767.50
00942 Terrace Supply Company					
Rice Pool Chemicals	241877	0001059790	062.06.2024	20-101-232-53-5335-000C	76.56
Northside Pool Chemicals	241877	0001059791	062.06.2024	20-101-231-53-5335-000C	80.91
Rice Pool Chemicals	241877	0071042868	062.06.2024	20-101-232-53-5335-000C	383.54
Rice Pool Chemicals	241877	0071043283	062.06.2024	20-101-232-53-5335-000C	120.26
Rice Pool Chemicals	241877	0071043957	062.06.2024	20-101-232-53-5335-000C	383.54
Northside Pool Chemicals	241877	0071043958	062.06.2024	20-101-231-53-5335-000C	120.36
Rice Pool Chemicals	241877	0071044334	062.06.2024	20-101-232-53-5335-000C	208.02
Rice Pool Chemicals	241977	0071044830	063.06.2024	20-101-232-53-5335-000C	383.54
Northside Pool Chemicals	241977	0071045044	063.06.2024	20-101-231-53-5335-000C	208.02
Rice Pool Chemicals	242052	0071045214	064.06.2024	20-101-232-53-5335-000C	208.02
Rice Pool Chemicals	242150	0071045576	071.07.2024	20-101-232-53-5335-000C	208.02
Northside Pool Chemicals	242150	0071045577	071.07.2024	20-101-231-53-5335-000C	208.02
Vendor Total:					2,588.81
01023 Waste Management of Illinois Inc					
Rice Pool 060124-063024	241890	12272113008_0624	062.06.2024	20-222-232-52-5263-000C	84.08
Community Center 060124-063024	241890	12272113008_0624	062.06.2024	20-224-220-52-5263-000C	298.09
Manchester Park 050124-053124	241890	207653823005_0524	062.06.2024	20-000-000-52-5263-000C	1,449.71
Cream of Wheaton 2024	242159	4293034-2011-2	071.07.2024	20-000-416-52-5241-190C	594.88
Cream of Wheaton 2024	242159	4293036-2011-7	071.07.2024	20-000-416-52-5241-190C	594.88
Vendor Total:					3,021.64
01048 Community Unit School District 200					
CUSD - Rentals	242080	53124	071.07.2024	20-221-223-54-5405-445C	6,385.14
Vendor Total:					6,385.14
01225 DiMaggio, Lisa Marie					
Pajama Spa Night	242021	061224	064.06.2024	20-220-208-52-5280-8817	150.00
Vendor Total:					150.00
02460 IWM Corporation					

Fund	Description	Vendor No	Vendor Name	Line Item Description	Check No	Invoice Number	Batch Number	GL Account Number	Amount
	CC Monthly Water Treatment				242112	25912	071.07.2024	20-101-220-52-5211-000C	415.00
								Vendor Total:	415.00
03189	Jefferson ECC PTA								
	Jefferson PTA - Carnival Wristband Payout - CO	241828			060424		062.06.2024	20-000-416-52-5241-190C	87.00
								Vendor Total:	87.00
03197	Frantz, Stephanie Lufrano								
	Mindful Meditation Class - May 2024				241807	22324	062.06.2024	20-350-302-52-5211-000C	190.40
								Vendor Total:	190.40
03206	Whittier School PTA								
	Whittier PTA - Carnival Wristband Payout - CO	241894			060424		062.06.2024	20-000-416-52-5241-190C	420.00
								Vendor Total:	420.00
03481	Tressler LLP								
	Services through 05.31.24				242152	489079	071.07.2024	20-000-000-52-5207-000C	1,371.33
								Vendor Total:	1,371.33
03507	Rock n Kids Inc.								
	Music Classes Spring 2024				242140	WHTSP24	071.07.2024	20-220-207-52-5280-773C	1,249.50
								Vendor Total:	1,249.50
03716	Franklin Middle School								
	Franklin PTA - Carnival Wristband Payout - CO	241806			060424		062.06.2024	20-000-416-52-5241-190C	9.00
								Vendor Total:	9.00
03743	Varsity Spirit Fashions & Supplies LLC								
	Head Coach Shirts Rams Cheer 2024				242155	14868253	071.07.2024	20-221-221-53-5301-000C	791.30
								Vendor Total:	791.30
03754	Comcast Cable								
	Community Center 070124-073124				242015	87712004762650_07	064.06.2024	20-224-220-52-5262-000C	4.20
	Admin IP Services 062624-072524				242015	87712047315272_07	064.06.2024	20-224-220-52-5262-000C	212.85
	Central Athletic Center 061624-071524				241916	87712047361631_07	063.06.2024	20-101-225-52-5262-000C	134.85
	Mary Lubko Center 061924-071824				242015	87712047526787_07	064.06.2024	20-000-304-52-5262-000C	119.85
	Lincoln Marsh 061824-071724				242015	87712047527272_07	064.06.2024	20-000-112-52-5262-000C	119.85
	Clocktower Commons 061124-071024				241916	87712047624798_07	063.06.2024	20-350-303-52-5262-000C	129.85
	Northside Pool 061124-071024				241916	87712047626371_07	063.06.2024	20-222-231-52-5262-000C	129.85
	Central Athletic Complex 061124-071024				241916	87712047708096_07	063.06.2024	20-220-225-52-5262-000C	261.85
	CC Annex 060224-070124				241916	87712047989258_07	063.06.2024	20-224-234-52-5262-000C	101.95
								Vendor Total:	1,215.10
03818	Washington School PTA								
	Washington PTA - Carnival Wristband Payout - (241889			060424		062.06.2024	20-000-416-52-5241-190C	93.00
								Vendor Total:	93.00
03819	Emerson Elementary School PTA								
	Emerson PTA - Carnival Wristband Payout - CO	241800			060424		062.06.2024	20-000-416-52-5241-190C	231.00
								Vendor Total:	231.00
03825	Madison School PTA								
	Madison PTA - Carnival Wristband Payout - CO	241843			060424		062.06.2024	20-000-416-52-5241-190C	132.00
								Vendor Total:	132.00
03827	Longfellow PTA District 36 Wheaton								

Fund	Description	Vendor No	Vendor Name	Line Item Description	Check No	Invoice Number	Batch Number	GL Account Number	Amount
	Longfellow PTA - Carnival Wristband Payout - C	241837			060424		062.06.2024	20-000-416-52-5241-1905	351.00
								Vendor Total:	351.00
03842	Hawthorne Elementary School PTA								
	Hawthorne PTA - Carnival Wristband Payout - C	241819			060424		062.06.2024	20-000-416-52-5241-1905	87.00
								Vendor Total:	87.00
03855	Carl Sandburg Elementary PTA								
	Sandburg PTA - Carnival Wristband Payout - CC	241782			060424		062.06.2024	20-000-416-52-5241-1905	195.00
								Vendor Total:	195.00
03913	Brymax Enterprises Inc.								
	Rice Dippin Dots	241909	166563		063.06.2024			20-222-232-53-5328-000C	662.40
	NS Dippin Dots	241909	166564		063.06.2024			20-222-231-53-5328-000C	552.00
	Rice Food Product	242009	166582		064.06.2024			20-222-232-53-5328-000C	717.60
	Rice Concession Dippin Dots	241779	281972		062.06.2024			20-222-232-53-5328-000C	662.40
	NS Dippin Dots	241909	281973		063.06.2024			20-222-231-53-5328-000C	662.40
	Rice Dippin Dots	241909	281981		063.06.2024			20-222-232-53-5328-000C	496.80
	Rice Dippin Dots	242071	281996		071.07.2024			20-222-232-53-5328-000C	496.80
	Rice Pool Dippin Dots	241779	282484		062.06.2024			20-222-232-53-5328-000C	662.40
	Northside Concession Dippin Dots	241779	282485		062.06.2024			20-222-231-53-5328-000C	662.40
								Vendor Total:	5,575.20
04040	Wiesbrook School PTA								
	Wiesbrook PTA - Carnival Wristband Payout - C	241895			060424		062.06.2024	20-000-416-52-5241-1905	183.00
								Vendor Total:	183.00
04198	Squeegee Bros Inc								
	Recreation Camp Shirts	241974	6512		063.06.2024			20-220-207-53-5301-7775	517.50
	Recreation Camp Shirts	241974	6512		063.06.2024			20-220-207-53-5301-7776	655.00
	Recreation Camp Shirts	241974	6512		063.06.2024			20-220-207-53-5301-7734	380.00
	Recreation Camp Shirts	241974	6512		063.06.2024			20-220-207-53-5301-7705	910.00
	Recreation Camp Shirts	241974	6512		063.06.2024			20-220-208-53-5301-888C	450.00
	Recreation Camp Shirts	241974	6512		063.06.2024			20-220-207-53-5301-7734	324.00
	Recreation Camp Shirts	241974	6512		063.06.2024			20-220-207-53-5301-7775	461.50
	Recreation Camp Shirts	241974	6512		063.06.2024			20-220-207-53-5301-7776	414.25
	Recreation Camp Shirts	241974	6512		063.06.2024			20-220-207-53-5301-771C	820.00
	Recreation Camp Shirts	241974	6512		063.06.2024			20-220-207-53-5301-7707	447.20
	Recreation Camp Shirts	241974	6512		063.06.2024			20-220-207-53-5301-7705	1,207.20
	Recreation Camp Shirts	241974	6512		063.06.2024			20-220-208-53-5301-888C	868.00
	Northside Uniforms	241974	6524		063.06.2024			20-222-231-53-5330-000C	1,475.19
	Rice Uniforms	241974	6524		063.06.2024			20-222-232-53-5330-000C	2,751.47
	Staff Camp and Football Shirts 2024	242049	6617		064.06.2024			20-220-203-53-5301-3366	1,843.95
	Staff Camp and Football Shirts 2024	242049	6617		064.06.2024			20-221-222-52-5210-000C	142.00
	Camp Shirts	242146	7103		071.07.2024			20-220-203-53-5301-3366	1,016.00
								Vendor Total:	14,683.26
04267	Martin Whalen Group Inc								
	Community Center - Front Desk 068724-072724	242119	70547_0724		071.07.2024			20-224-220-52-5211-000C	27.77
	Community Center 062824-072724	242119	72100_0724		071.07.2024			20-224-220-52-5211-000C	20.85
	Rice Pool 062824-072724	242119	77847_0724		071.07.2024			20-222-232-52-5211-000C	8.48
	Northside Pool 062824-072724	242119	79033_0724		071.07.2024			20-222-231-52-5211-000C	4.84
	Parks Plus 062824-072724	242119	86351_0724		071.07.2024			20-350-302-52-5211-000C	16.80
	Prairie - Marketing 062824-072724	242119	MW81543_0724		071.07.2024			20-000-415-52-5211-000C	470.22
	Mary Lubko Center 062824-072724	242119	MW81956_0724		071.07.2024			20-000-304-52-5211-000C	19.37
	Lincoln Marsh 062824-072724	242119	MW81957_0724		071.07.2024			20-000-112-52-5211-0000	108.70
	Community Center 062824-072724	242119	MW82133_0724		071.07.2024			20-224-220-52-5211-000C	148.92

Fund	Description	Vendor No	Vendor Name	Line Item Description	Check No	Invoice Number	Batch Number	GL Account Number	Amount
	Community Center 062824-072724				242119	MW82278_0724	071.07.2024	20-000-000-52-5211-000C	89.72
								Vendor Total:	915.67
04296	Culligan DuPage Soft Water Service Inc								
	Drinking Water June 2024				242086	261966_0624W	071.07.2024	20-224-220-53-5302-000C	69.41
	Water Cooler Rental July 2024				242086	261966_0724R	071.07.2024	20-224-220-52-5220-000C	12.00
	Water Cooler Rental July 2024				242086	261982_0724R	071.07.2024	20-000-304-52-5220-000C	6.00
	Drinking Water June 2024				242086	261990_0624W	071.07.2024	20-000-112-53-5302-000C	28.94
	Water Cooler Rental June 2024				242086	261990_0724R	071.07.2024	20-000-112-52-5220-000C	6.00
								Vendor Total:	122.35
04857	Official Finders, LLC								
	Wheaton United Referees				241957	25165	063.06.2024	20-220-204-52-5280-4457	159.00
	Umpires - Inv# 25564				241851	25564	062.06.2024	20-221-223-52-5281-000C	1,900.00
	Umpires - Inv# 25565				241851	25565	062.06.2024	20-221-223-52-5281-000C	1,160.00
	Wheaton United Referees				241851	25742	062.06.2024	20-220-204-52-5280-4457	106.00
	Wheaton United Referees				241957	25849	063.06.2024	20-220-204-52-5280-4457	1,149.00
	Wheaton United Referees				241851	25903	062.06.2024	20-220-204-52-5280-4457	354.00
	Wheaton United Referees				241957	25921	063.06.2024	20-220-204-52-5280-4457	520.00
	Umpires - Inv# 25951				242044	25951	064.06.2024	20-221-223-54-5404-4776	9,350.00
	Umpires - Inv# 25952				241957	25952	063.06.2024	20-221-223-52-5281-000C	1,320.00
	Umpires - Inv# 25959				241957	25959	063.06.2024	20-221-223-52-5281-000C	2,695.00
	Umpires - Inv# 25960				241957	25960	063.06.2024	20-221-223-52-5281-000C	3,680.00
	Wheaton United Referees				241957	26087	063.06.2024	20-220-204-52-5280-4457	662.00
	Wheaton United Referees				241957	26140	063.06.2024	20-220-204-52-5280-4457	874.00
	Wheaton United Referees				241957	26158	063.06.2024	20-220-204-52-5280-4457	136.00
	Umpires - Inv# 26180				242044	26180	064.06.2024	20-221-223-52-5281-000C	85.00
	Umpires - Inv# 26186				242127	26186	071.07.2024	20-221-223-52-5281-000C	3,360.00
	Umpires - Inv# 26189				242044	26189	064.06.2024	20-221-223-52-5281-000C	2,560.00
	Umpires - Inv# 26397				242127	26397	071.07.2024	20-221-223-52-5281-000C	2,482.50
	Umpires - Inv# 26398				242127	26398	071.07.2024	20-221-223-52-5281-000C	2,200.00
								Vendor Total:	34,752.50
05050	Wheaton Mulch Inc.								
	Rice Sand Volleyball CM				241893	24-1262-1	062.06.2024	20-101-232-53-5331-000C	-49.00
	Rice Sand Volleyball				241893	24-2496	062.06.2024	20-101-232-53-5331-000C	344.00
	Rice Sand Volleyball				241893	24-2577	062.06.2024	20-101-232-53-5331-000C	49.00
								Vendor Total:	344.00
05220	EVP Academies LLC								
	Volleyball Class 06/04/24				242093	2596	071.07.2024	20-220-203-52-5280-3305	1,241.46
								Vendor Total:	1,241.46
05234	The Perfect Swing Inc.								
	Tackle Football Jerseys 2024 Season				241982	9619	063.06.2024	20-221-222-53-5302-000C	18,100.00
	Baseballs				241882	9620	062.06.2024	20-221-223-53-5306-000C	1,300.00
	Basketball Jerseys				241982	9634	063.06.2024	20-220-225-53-5301-4402	1,680.00
	Home Plate Extention				242053	9650	064.06.2024	20-221-223-53-5306-000C	80.00
	Extra Jersey				242053	9672	064.06.2024	20-221-223-53-5306-000C	43.00
								Vendor Total:	21,203.00
05240	5 Star Soccer Camps! Inc								
	Summer Soccer Camp				242000	61424	064.06.2024	20-220-203-52-5280-3382	2,494.80
								Vendor Total:	2,494.80
05264	RJSisson Inc								
	Music Classes				241866	1308	062.06.2024	20-220-207-52-5280-774C	7,239.60

Fund	Description	Vendor No	Vendor Name	Check No	Invoice Number	Batch Number	GL Account Number	Amount
Line Item	Description							
							Vendor Total:	7,239.60
05348	Illinois Youth Soccer Association							
	Wheaton United MWC Qualifier	242110	WHEn6		071.07.2024		20-220-204-52-5280-4457	450.00
							Vendor Total:	450.00
05420	Morrison Security Corp, Inc.							
	Cream of Wheaton 2024	241954	97673		063.06.2024		20-000-416-52-5241-1905	3,000.00
							Vendor Total:	3,000.00
05540	Performance Chemical & Supply							
	12 Volt Batteries	241855	304081		062.06.2024		20-101-220-53-5313-000C	841.76
	Brush Roller Replacements	242132	304948		071.07.2024		20-101-220-53-5316-000C	83.26
							Vendor Total:	925.02
05733	Steiner Electric Company							
	CCTR Card Readers	242147	S007593551.001		071.07.2024		20-101-220-53-5312-000C	170.75
							Vendor Total:	170.75
05747	Landscape Material & Firewood Sales Inc.							
	Rice Landscape	241834	53129		062.06.2024		20-101-232-53-5331-000C	580.00
							Vendor Total:	580.00
05765	Luetkehans, Phillip							
	Cosley Parking Lot Expansion through May 17 2	241841	10		062.06.2024		20-000-000-52-5207-000C	9,485.04
	Cosley Parking Lot through 06/10/24	241948	11		063.06.2024		20-000-000-52-5207-000C	12,559.97
	General Matters through May 17 2024	241841	82		062.06.2024		20-000-000-52-5207-000C	1,267.00
	General Matters through 06/10/24	241948	83		063.06.2024		20-000-000-52-5207-000C	2,184.00
							Vendor Total:	25,496.01
05819	Lincoln School PTA							
	Lincoln PTA - Carnival Wristband Payout - COV	241836	060424		062.06.2024		20-000-416-52-5241-1905	153.00
							Vendor Total:	153.00
05826	Lowell School PTA							
	Lowell PTA - Carnival Wristband Payout - COW	241839	060424		062.06.2024		20-000-416-52-5241-1905	282.00
							Vendor Total:	282.00
05944	Rebel Athletic Inc.							
	Rams Cheer Uniforms 2024 - Final Payment	241965	SIN414360		063.06.2024		20-221-221-53-5330-000C	6,393.60
	Additional Skirt & 50% Deposit on Uniform	241863	SO-32154020-1		062.06.2024		20-221-221-53-5330-000C	144.45
							Vendor Total:	6,538.05
06207	Pleasant Hill PTA							
	Pleasant Hill PTA - Carnival Wristband Payout -	241857	060424		062.06.2024		20-000-416-52-5241-1905	93.00
							Vendor Total:	93.00
06250	LRS Holdings LLC							
	Rice Pool 060124-063024	241840	47783.3CC_0624		062.06.2024		20-222-232-52-5263-000C	73.81
	Community Center 060124-063024	241840	47783.3CC_0624		062.06.2024		20-224-220-52-5263-000C	261.69
	Rice Pool 070124-073124	242118	47783.3CC_0724		071.07.2024		20-222-232-52-5263-000C	73.81
	Community Center 070124-073124	242118	47783.3CC_0724		071.07.2024		20-224-220-52-5263-000C	261.69
	Manchester Park 060124-063024	241840	47783.4 PSC_0624		062.06.2024		20-000-000-52-5263-000C	58.00
	Manchester Park 070124-073124	242118	47783.4 PSC_0724		071.07.2024		20-000-000-52-5263-000C	58.00
							Vendor Total:	787.00

Fund	Description	Vendor No	Vendor Name	Line Item Description	Check No	Invoice Number	Batch Number	GL Account Number	Amount
06308	Westlake Hardware Inc								
	Hardware Supplies				242160	12510814	071.07.2024	20-101-231-53-5334-000C	18.58
	Rice Supplies				242160	12510818	071.07.2024	20-101-232-53-5302-000C	33.96
	Supplies				242160	12510819	071.07.2024	20-101-231-53-5302-000C	110.86
	Rice Ant Bait				242160	12510835	071.07.2024	20-101-232-53-5302-000C	22.76
	Paint Striper Supplies				242160	12510913	071.07.2024	20-101-000-53-5349-000C	8.99
	Carpentry Supplies				242160	12611411	071.07.2024	20-101-232-53-5314-000C	27.98
	Electrical Supplies				242160	12611415	071.07.2024	20-101-232-53-5312-000C	18.58
	Rice Supplies				242160	12611431	071.07.2024	20-101-232-53-5302-000C	5.98
	Electrical Supplies				242160	12611436	071.07.2024	20-101-232-53-5312-000C	8.98
	Rice Supplies				242160	12611437	071.07.2024	20-101-232-53-5302-000C	14.34
	Rice Drinking Fountain				242160	12611440	071.07.2024	20-101-232-53-5311-000C	6.59
	Building Supplies				242160	12611457	071.07.2024	20-101-220-53-5313-000C	26.97
	Supplies				242160	12611460	071.07.2024	20-101-231-53-5302-000C	84.31
	Extension Cord				242160	12611483	071.07.2024	20-101-232-53-5312-000C	69.99
	Custodial Supplies				242160	12611489	071.07.2024	20-101-232-53-5316-000C	54.12
	Custodial Supplies				242160	12611489	071.07.2024	20-101-231-53-5316-000C	23.19
	Building Supplies				242160	12611510	071.07.2024	20-101-220-53-5313-000C	42.60
	Cleaning Supplies				242160	12611511	071.07.2024	20-101-232-53-5316-000C	98.62
	Cleaning Supplies				242160	12611511	071.07.2024	20-101-231-53-5316-000C	42.27
	Building Supplies				242160	12611523	071.07.2024	20-101-220-53-5313-000C	189.98
	Rice Supplies				242160	12611527	071.07.2024	20-101-232-53-5302-000C	68.45
	Supplies				242160	12611527	071.07.2024	20-101-231-53-5302-000C	68.44
	Murphys Soap				242160	12611534	071.07.2024	20-101-220-53-5316-000C	11.18
	Ant Bait				242160	12611535	071.07.2024	20-101-220-53-5313-000C	33.56
	Building Supplies				242160	12611538	071.07.2024	20-101-220-53-5313-000C	5.59
	Extension Cord				242160	12611544	071.07.2024	20-101-232-53-5312-000C	94.99
	Extension Cord				242160	12611544	071.07.2024	20-101-231-53-5312-000C	94.99
	Ant Bait				242160	12611545	071.07.2024	20-101-232-53-5302-000C	11.99
	BBSB Keys				242160	12611559	071.07.2024	20-221-223-53-5340-000C	15.16
	Rice Supplies				242160	12611561	071.07.2024	20-101-232-53-5302-000C	77.11
	Supplies				242160	12611561	071.07.2024	20-101-231-53-5302-000C	51.41
								Vendor Total:	1,442.52
06414	Braun, Julie A.								
	Edison Volleyball Camps June 2024				242069	SIHJulieBraun#1	071.07.2024	20-220-203-52-5280-3373	6,204.00
								Vendor Total:	6,204.00
06451	Panek, Megann								
	Mileage Reimbursement 042524-062124				242129	062124	071.07.2024	20-000-304-54-5422-000C	127.97
								Vendor Total:	127.97
06491	Monroe Middle School PTA								
	Monroe PTA - Carnival Wristband Payout - COV 241846				060424		062.06.2024	20-000-416-52-5241-1905	60.00
								Vendor Total:	60.00
06509	Edison Middle School PTA								
	Edison PTA - Carnival Wristband Payout - COW 241799				060424		062.06.2024	20-000-416-52-5241-1905	54.00
								Vendor Total:	54.00
06522	Yoshikawa, Max								
	Mileage Reimbursement for May 2024				241898	053124	062.06.2024	20-222-232-54-5422-000C	122.47
	Mileage Reimbursement 060124-062124				242165	062124	071.07.2024	20-222-232-54-5422-000C	50.92
								Vendor Total:	173.39
06539	Runco Office Supply & Equipment Co								
	Office Supplies				241867	939378-0	062.06.2024	20-000-205-53-5302-000C	37.99

Fund	Description	Check No	Invoice Number	Batch Number	GL Account Number	Amount
Vendor No	Vendor Name					
Line Item Description						
					Vendor Total:	37.99
06542	Peerless Network Inc					
Recreation 061524-071424		241960	66174_0724	063.06.2024	20-000-000-52-5262-000C	272.93
					Vendor Total:	272.93
06555	Tumbling Times Inc.					
Spring 2nd Session 2024		241883	23	062.06.2024	20-220-203-52-5280-3304	5,302.78
					Vendor Total:	5,302.78
06704	Adolph Kiefer and Associates LLC					
Swim Team Caps		241900	INV001427307	063.06.2024	20-222-231-53-5306-000C	549.00
					Vendor Total:	549.00
06706	E.J. Rohn Company					
CAC Mats and Runners Cleaning		241924	0022337	063.06.2024	20-101-225-52-5211-000C	90.85
					Vendor Total:	90.85
06711	Zimmerman, Janet Ergo					
Reimbursement for Playhouse Supplies		242167	062824	071.07.2024	20-220-202-53-5301-226C	111.20
					Vendor Total:	111.20
06768	Kinczyk, Geoff					
Reimbursement for Uncle Sam Slam Tournamen		241946	061024	063.06.2024	20-221-223-54-5405-445C	1,218.94
					Vendor Total:	1,218.94
06851	Hot Shots Sports					
Spring 2024 Classes		241940	3599	063.06.2024	20-220-203-52-5280-331C	13,737.35
					Vendor Total:	13,737.35
06867	Berger, Scott					
Reimbursement - Team Going to Cooperstown		241777	053124	062.06.2024	20-221-223-54-5405-445C	2,868.33
					Vendor Total:	2,868.33
06923	Kendell Intermediate Corporation					
Northside Shower Curtains		242041	IN092400	064.06.2024	20-101-231-53-5302-000C	428.70
Rice Shower Curtains		242041	IN092400	064.06.2024	20-101-232-53-5302-000C	1,000.30
					Vendor Total:	1,429.00
06985	Floods Royal Flush Inc.					
Portable Units - Briar Patch		242026	132450	064.06.2024	20-000-000-52-5210-000C	102.00
Portable Units - CAC		242026	134161	064.06.2024	20-101-225-52-5211-000C	306.00
Portable Units - Northside		242026	134164	064.06.2024	20-101-112-52-5211-0000	204.00
Cream of Wheaton 2024 - Liberty Drive		241929	134895	063.06.2024	20-000-416-52-5241-190C	2,692.80
Portable Units Cream of Wheaton 2024 - Memo		241929	134896	063.06.2024	20-000-416-52-5241-190C	4,212.60
Portable Units Baseball/Softball		241803	135507	062.06.2024	20-221-223-52-5210-4211	1,326.00
Portable Units Edison Middle School		241803	135508	062.06.2024	20-221-223-52-5210-4211	714.00
Portable Units - Atten Park		242026	135596	064.06.2024	20-221-223-52-5210-4211	102.00
Portable Units - Briar Patch		242026	135712	064.06.2024	20-000-000-52-5210-000C	204.00
Portable Units - Atten Park		242026	135713	064.06.2024	20-221-223-52-5210-4211	204.00
Portable Units - Briar Glen		242026	135714	064.06.2024	20-000-000-52-5210-000C	204.00
Portable Units - Brighton Park		242026	135715	064.06.2024	20-220-204-52-5280-4454	204.00
Portable Units - Edison		242026	135716	064.06.2024	20-221-223-52-5210-4211	204.00
Portable Units - Emerson		242026	135717	064.06.2024	20-221-223-52-5210-4211	204.00
Portable Units - Franklin		242026	135718	064.06.2024	20-221-223-52-5210-4211	204.00
Portable Units - Graf		242026	135719	064.06.2024	20-221-223-52-5210-4211	204.00

Fund **Description**
Vendor No **Vendor Name**

Line Item Description	Check No	Invoice Number	Batch Number	GL Account Number	Amount
Portable Units - Hawthorne	242026	135721	064.06.2024	20-221-223-52-5210-4211	204.00
Portable Units - Hoffman	242026	135722	064.06.2024	20-221-223-52-5210-4211	204.00
Portable Units - Jefferson	242026	135723	064.06.2024	20-221-223-52-5210-4211	204.00
Portable Units - Lucent Fields	242026	135725	064.06.2024	20-000-000-52-5210-000C	204.00
Portable Units - Scottdale	242026	135727	064.06.2024	20-221-223-52-5210-4211	204.00
Portable Units - Seven Gables	242026	135728	064.06.2024	20-220-204-52-5280-4453	306.00
Portable Units - Washington	242026	135729	064.06.2024	20-221-223-52-5210-4211	204.00
Portable Units - Whittier School	242026	135730	064.06.2024	20-220-204-52-5280-4454	204.00
Portable Units - Weisbrook	242026	135731	064.06.2024	20-221-223-52-5210-4211	204.00
Portable Units - Lincoln Marsh	242026	135732	064.06.2024	20-101-112-52-5211-0000	408.00
Portable Units - Sandburg School	242026	135733	064.06.2024	20-220-204-52-5280-4454	204.00
Portable Units - Madison	242026	135767	064.06.2024	20-221-223-52-5210-4211	204.00
Portable Units - Lincoln Marsh	242026	135778	064.06.2024	20-101-112-52-5211-0000	102.00
Portable Units - Northside Baseball	242026	135779	064.06.2024	20-221-223-52-5210-4211	204.00
Portable Units - Lincoln Marsh	242026	135870	064.06.2024	20-101-112-52-5211-0000	102.00
Portable Units - CAC	242026	136033	064.06.2024	20-221-223-52-5210-4211	306.00
Portable Units - Seven Gables	242026	136034	064.06.2024	20-220-204-52-5280-4453	306.00
Portable Units - Northside Baseball	242026	136036	064.06.2024	20-221-223-52-5210-4211	204.00
Portable Units - Atten Park	242026	136662	064.06.2024	20-221-223-52-5210-4211	102.00
Portable Units - Briar Patch	242026	136744	064.06.2024	20-000-000-52-5210-000C	204.00
Portable Units - Atten Park	242026	136745	064.06.2024	20-221-223-52-5210-4211	204.00
Portable Units Briar Glen	242098	136746	071.07.2024	20-000-000-52-5210-000C	204.00
Portable Units - Brighton Park	242026	136747	064.06.2024	20-220-204-52-5280-4454	204.00
Portable Units - Edison	242026	136748	064.06.2024	20-221-223-52-5210-4211	204.00
Portable Units - Emerson	242026	136749	064.06.2024	20-221-223-52-5210-4211	204.00
Portable Units - Franklin	242026	136750	064.06.2024	20-221-223-52-5210-4211	204.00
Portable Units - Graf Park	242026	136751	064.06.2024	20-221-223-52-5210-4211	204.00
Portable Units - Hawthorne	242026	136752	064.06.2024	20-221-223-52-5210-4211	204.00
Portable Units - Hoffman	242026	136753	064.06.2024	20-221-223-52-5210-4211	204.00
Portable Units - Jefferson	242026	136754	064.06.2024	20-221-223-52-5210-4211	204.00
Portable Units - Lucent Fields	242026	136756	064.06.2024	20-000-000-52-5210-000C	204.00
Portable Units - Scottdale	242026	136758	064.06.2024	20-221-223-52-5210-4211	204.00
Portable Units - Seven Gables	242026	136759	064.06.2024	20-220-204-52-5280-4453	306.00
Portable Units - Washington School	242026	136760	064.06.2024	20-221-223-52-5210-4211	204.00
Portable Units - Whittier	242026	136761	064.06.2024	20-220-204-52-5280-4454	204.00
Portable Units - Weisbrook	242026	136762	064.06.2024	20-221-223-52-5210-4211	204.00
Portable Units - Lincoln Marsh	242026	136763	064.06.2024	20-101-112-52-5211-0000	408.00
Portable Units - Sandburg School	242026	136764	064.06.2024	20-220-204-52-5280-4454	204.00
Portable Units - Madison	242026	136776	064.06.2024	20-221-223-52-5210-4211	204.00
Portable Units - Lincoln Marsh	242026	136785	064.06.2024	20-101-112-52-5211-0000	102.00
Portable Units - Northside Shelter	242026	136786	064.06.2024	20-221-223-52-5210-4211	204.00
Portable Units - Lincoln Marsh	242026	136888	064.06.2024	20-101-112-52-5211-0000	102.00
Portable Units - CAC	242026	137102	064.06.2024	20-221-223-52-5210-4211	306.00
Portable Units - Seven Gables	242026	137103	064.06.2024	20-220-204-52-5280-4453	306.00
Portable Units - Northside Shelter	242026	137105	064.06.2024	20-221-223-52-5210-4211	204.00
Vendor Total:					20,981.40
06995	Goseikan Kendo				
Spring 2024 Classes	241933	106	063.06.2024	20-220-203-52-5280-3314	831.60
Vendor Total:					831.60
07044	Justin Louis Colebrissi				
RWB Medals	242038	5812-1	064.06.2024	20-221-223-53-5319-4776	1,026.00
BBSB Medals	242038	5813-1	064.06.2024	20-221-223-53-5319-000C	427.50
Vendor Total:					1,453.50
07066	The Home City Ice Company				

Fund Description
Vendor No Vendor Name

Line Item Description	Check No	Invoice Number	Batch Number	GL Account Number	Amount
Ice for Cream of Wheaton 2024	241881	5249244616	062.06.2024	20-000-416-53-5346-1905	670.00
Ice for Cream of Wheaton 2024	241881	5249244645	062.06.2024	20-000-416-53-5346-1905	320.00
Vendor Total:					990.00
07067 Keller, Rudolph J					
Reimbursement for WUSC Coach's Food During 242040	061424	064.06.2024	20-220-204-53-5301-4457		1,235.46
Vendor Total:					1,235.46
07069 Hershey Creamery Company					
Rice Concession Ice Cream	241820	INVE0020449240	062.06.2024	20-222-232-53-5328-000C	1,092.94
Clock Tower Concession Ice Cream	241820	INVE0020449240	062.06.2024	20-350-303-53-5328-000C	71.94
Northside Concession Food Products	241820	INVE0020449259	062.06.2024	20-222-231-53-5328-000C	668.70
Rice Concession Ice Cream	241820	INVE0020516686	062.06.2024	20-222-232-53-5328-000C	937.56
Northside Ice Cream	241937	INVE0020530355	063.06.2024	20-222-231-53-5328-000C	545.70
Rice Concession Products	242031	INVE0020542002	064.06.2024	20-222-232-53-5328-000C	405.90
Rice Food Product	242107	INVE0020560272	071.07.2024	20-222-232-53-5328-000C	899.88
Rice Ice Cream Product	242107	INVE0020600672	071.07.2024	20-222-232-53-5328-000C	707.16
Vendor Total:					5,329.78
07085 Cleary Alman, Janet					
Reimbursement for IYSA Background Check	241914	060624	063.06.2024	20-220-204-52-5280-4457	20.00
Vendor Total:					20.00
07121 Koeller, Gregg					
Wheaton United Payment	242116	053124	071.07.2024	20-220-204-52-5280-4457	1,333.34
Vendor Total:					1,333.34
07159 Xerox Corporation					
Marketing 050724-060624	242164	0100160004001_062	071.07.2024	20-000-415-52-5211-000C	523.50
Vendor Total:					523.50
07160 Aviles, Graciela					
Mileage Reimbursement May 2024	241906	053124	063.06.2024	20-224-220-54-5422-000C	48.30
Vendor Total:					48.30
07178 Gajewski, Brian					
Silvertones Spring Choir Concert Sound 2024	241808	060124	062.06.2024	20-220-304-52-5280-5502	250.00
Vendor Total:					250.00
07203 Right Call Umpire Services LLC					
Umpires	241967	1051	063.06.2024	20-221-223-54-5404-4776	13,290.00
Vendor Total:					13,290.00
07221 Escalante, Mason					
Wheaton United Payment	241801	053124	062.06.2024	20-220-204-52-5280-4457	333.33
Vendor Total:					333.33
07232 Safer Sports Inc					
Light Helmet Reconditioning Rams Tackle 2024	241869	SO-021242	062.06.2024	20-221-222-54-5420-4255	6,192.00
Vendor Total:					6,192.00
07250 Univar Solutions USA Inc.					
NS Pool Chemicals	241884	52138974	062.06.2024	20-101-231-53-5335-000C	820.70
Rice Pool Chemicals	241884	52138975	062.06.2024	20-101-232-53-5335-000C	1,627.25
Rice Pool Chemicals	241985	52153219	063.06.2024	20-101-232-53-5335-000C	1,579.14
NS Pool Chemicals	241985	52153220	063.06.2024	20-101-231-53-5335-000C	1,086.72

Fund	Description	Vendor No	Vendor Name	Check No	Invoice Number	Batch Number	GL Account Number	Amount
							Vendor Total:	5,113.81
07253	Total Body Wellness & Performance							
	Deposit - Athletic Trainers Rams Football 2024	242055		1344		064.06.2024	20-221-222-52-5283-000C	2,000.00
							Vendor Total:	2,000.00
07303	Fahrman, Alayne M.							
	1st Session Womens Self Defense Summer 2024	242094		104		071.07.2024	20-220-203-52-5280-3315	356.40
							Vendor Total:	356.40
07309	Team Illinois Lacrosse LLC							
	2nd Half of Spring 2024	242149		Spring 2024		071.07.2024	20-220-204-52-5280-4407	19,777.00
							Vendor Total:	19,777.00
07357	Rosendo Perez, Karen Itzel							
	MLC Tees	241968		061124		063.06.2024	20-000-304-53-5302-000C	102.00
							Vendor Total:	102.00
07386	Ashley, Katherine							
	Wheaton United Payment	241773		053124		062.06.2024	20-220-204-52-5280-4457	100.00
							Vendor Total:	100.00
07387	Groezinger, Collin							
	Wheaton United Payment	241813		053124		062.06.2024	20-220-204-52-5280-4457	200.00
							Vendor Total:	200.00
07390	Thorne, Mollyanne							
	Wheaton United Payment	242151		053124		071.07.2024	20-220-204-52-5280-4457	1,100.00
							Vendor Total:	1,100.00
07393	Schoolman, Myah							
	Wheaton United Payment	241871		053124		062.06.2024	20-220-204-52-5280-4457	340.00
							Vendor Total:	340.00
07402	Allison, David							
	Wheaton United Payment	241770		053124		062.06.2024	20-220-204-52-5280-4457	200.00
							Vendor Total:	200.00
07403	Krahel, Jack							
	Wheaton United Payment	241830		053124		062.06.2024	20-220-204-52-5280-4457	200.00
							Vendor Total:	200.00
07405	Setran, Emily							
	Wheaton United Payment	242143		053124		071.07.2024	20-220-204-52-5280-4457	700.00
							Vendor Total:	700.00
07411	Louth, Mason							
	Wheaton United Payment	241838		053124		062.06.2024	20-220-204-52-5280-4457	200.00
							Vendor Total:	200.00
07427	Sanchez, Nathan							
	Wheaton United Payment	241870		053124		062.06.2024	20-220-204-52-5280-4457	250.00
							Vendor Total:	250.00
07429	J & D Enterprises Seating and Safety Solutions LLC							
	Replaced Damaged Basketball Equipment at CA	242036		2814		064.06.2024	20-101-225-52-5210-000C	3,717.00

Fund	Description	Check No	Invoice Number	Batch Number	GL Account Number	Amount
Vendor No	Vendor Name					
Line Item Description		Check No	Invoice Number	Batch Number	GL Account Number	Amount
CAC Basketball Retractor Cable		242113	2829	071.07.2024	20-101-000-53-5306-000	2,165.00
					Vendor Total:	5,882.00
07469	Case Lots Inc					
Cleaning Supplies		241784	24847	062.06.2024	20-101-232-53-5316-000	149.50
Cleaning Supplies		241784	24847	062.06.2024	20-101-231-53-5316-000	149.50
Trash Bags		242075	24962	071.07.2024	20-101-232-53-5316-000	86.85
Trash Bags		242075	24962	071.07.2024	20-101-231-53-5316-000	57.90
Toilet Paper		241912	25103	063.06.2024	20-101-220-53-5316-000	59.90
Toilet Paper		241912	25103	063.06.2024	20-101-000-53-5313-000	89.85
Toilet Paper		241912	25103	063.06.2024	20-101-225-53-5316-000	59.90
					Vendor Total:	653.40
07487	Ourth, Ryan					
Reimbursement for Roselle Renegades May 202		241958	052224	063.06.2024	20-221-223-54-5405-4455	531.00
					Vendor Total:	531.00
07499	Barton, Jude					
Wheaton United Payment		242007	053124	064.06.2024	20-220-204-52-5280-4457	1,200.00
					Vendor Total:	1,200.00
07509	Xcellent Officials					
Umpires - Inv# 12		241997	12	063.06.2024	20-220-204-52-5280-4417	336.00
					Vendor Total:	336.00
07510	McKenna, Patrick					
Reimbursement of Balance in Travel Account		241950	061424	063.06.2024	20-221-223-54-5405-4455	462.00
					Vendor Total:	462.00
					Fund Total:	457,611.42
22	Cosley Zoo					
00046	Animal Medical Clinic					
Animal Medications		241772	217523	062.06.2024	22-501-000-53-5309-000	194.05
Veternarian Services		241772	217523	062.06.2024	22-501-000-54-5424-000	952.35
					Vendor Total:	1,146.40
00068	AT&T Mobility					
234-9679 Cosley Tablet 9 051824-061724		242067	877051597_0624	071.07.2024	22-501-000-52-5265-000	23.24
234-0136 Cosley Tablet 16 051824-061724		242067	877051597_0624	071.07.2024	22-501-000-52-5265-000	23.24
779-8546 Cosley Tablet 17 051824-061724		242067	877051597_0624	071.07.2024	22-501-000-52-5265-000	23.24
					Vendor Total:	69.72
00085	The Davey Tree Expert Company					
Cosley Zoo Mulch		241880	918534858	062.06.2024	22-501-000-53-5331-000	910.00
Mulch Delivery		241980	918577933	063.06.2024	22-501-000-53-5331-000	65.00
					Vendor Total:	975.00
00193	City of Wheaton					
Cosley Welcome Center 050624-060624		242014	0067810100_0624	064.06.2024	22-501-000-52-5264-000	35.88
Cosley Zoo 050624-060624		242014	0310000100_0624	064.06.2024	22-501-000-52-5264-000	156.65
Cosley Zoo 050624-060624		242014	0310000200_0624	064.06.2024	22-501-000-52-5264-000	545.45
Cosley Bobcat 050624-060624		242014	0310000300_0624	064.06.2024	22-501-000-52-5264-000	1,007.88
					Vendor Total:	1,745.86
00240	Duchaj Bros.					

Fund	Description	Check No	Invoice Number	Batch Number	GL Account Number	Amount
Vendor No	Vendor Name					
Line Item Description		Check No	Invoice Number	Batch Number	GL Account Number	Amount
150 Bales of Hay		242091	062124	071.07.2024	22-501-000-53-5339-000C	1,050.00
					Vendor Total:	1,050.00
00386	Hagg Press Inc					
Newsletter Printing and Envelopes		241815	120459	062.06.2024	22-350-415-54-5426-000C	370.00
					Vendor Total:	370.00
00417	Constellation NewEnergy Inc					
Cosley Welcome Center 051724-061824		242083	0197764414_0624	071.07.2024	22-501-000-52-5260-000C	180.18
Cosley Zoo 051724-061824		242083	1130407199_0624	071.07.2024	22-501-000-52-5260-000C	2,242.28
					Vendor Total:	2,422.46
00437	Reedy Equipment Services Inc.					
Ice Machine Rental		241864	0522157	062.06.2024	22-501-000-52-5220-000C	50.00
					Vendor Total:	50.00
00615	MENARDS WEST CHICAGO					
50th Anniversary Cosley Signs		241844	98957	062.06.2024	22-350-415-54-5426-000C	456.50
					Vendor Total:	456.50
00680	Northern Illinois Gas Company					
Cosley Zoo 051624-061724		242043	3015221000_0624	064.06.2024	22-501-000-52-5261-000C	52.30
Cosley Welcome Center 051624-061724		242043	3615221000_0624	064.06.2024	22-501-000-52-5261-000C	21.68
Cosley Zoo 051624-061724		242126	5450490000_0624	071.07.2024	22-501-000-52-5261-000C	61.91
					Vendor Total:	135.89
01023	Waste Management of Illinois Inc					
Cosley Zoo 060124-063024		241890	12272113008_0624	062.06.2024	22-501-000-52-5263-000C	820.40
					Vendor Total:	820.40
01042	WHEATON MEAT CO INC					
Bones		242161	19047	071.07.2024	22-501-000-53-5339-000C	143.30
					Vendor Total:	143.30
01082	Young's Grain Farms					
168 Bales of Straw		242166	041851	071.07.2024	22-501-000-53-5336-000C	714.00
Straw		241899	594598	062.06.2024	22-501-000-53-5336-000C	714.00
					Vendor Total:	1,428.00
01119	Chicago Zoological Society					
Tuckers Beef		242012	SI009424	064.06.2024	22-501-000-53-5339-000C	345.00
Tuckers Beef		242012	SI009425	064.06.2024	22-501-000-53-5339-000C	966.00
					Vendor Total:	1,311.00
01120	Holy Cow Sports Inc.					
Volunteer Shirts		242109	241258	071.07.2024	22-501-000-53-5330-000C	138.00
					Vendor Total:	138.00
03754	Comcast Cable					
Cosley Zoo 061124-071024		241916	87712047625845_07	063.06.2024	22-501-000-52-5262-000C	129.85
					Vendor Total:	129.85
04267	Martin Whalen Group Inc					
Cosley Zoo 062824-072724		242119	MW81955_0724	071.07.2024	22-501-000-52-5211-000C	15.27
					Vendor Total:	15.27

Fund	Description	Check No	Invoice Number	Batch Number	GL Account Number	Amount
Vendor No	Vendor Name					
Line Item Description						
04296	Culligan DuPage Soft Water Service Inc					
Drinking Water June 2024		242086	261974_0624W	071.07.2024	22-501-000-53-5302-000C	88.91
Water Cooler Rental July 2024		242086	261974_0724R	071.07.2024	22-501-000-52-5220-000C	6.00
					Vendor Total:	94.91
04660	Kelley, Kathleen G					
Staff Only Signs		241945	166	063.06.2024	22-501-000-53-5338-000C	2,390.00
					Vendor Total:	2,390.00
05017	Nuyen Awning Company Inc.					
Shade Sails for Donkey/Llama Yards		241956	14079	063.06.2024	22-501-000-53-5338-000C	1,800.00
					Vendor Total:	1,800.00
05050	Wheaton Mulch Inc.					
Sand for Domestic Yard		241994	24-2612	063.06.2024	22-501-000-53-5349-000C	344.00
Torpedo Sand		242162	24-2804	071.07.2024	22-501-000-53-5349-000C	344.00
					Vendor Total:	688.00
05667	Christensen, Ginny					
Mileage Reimbursement for May 2024		242013	053124	064.06.2024	22-501-000-54-5422-000C	34.17
					Vendor Total:	34.17
06148	4imprint Inc					
Uncorked Wine Glasses		241765	27285100	062.06.2024	22-220-206-53-5301-669C	1,783.38
					Vendor Total:	1,783.38
06250	LRS Holdings LLC					
Cosley Zoo 060124-063024		241840	47783.2_CZ_0624	062.06.2024	22-501-000-52-5263-000C	171.00
Cosley Zoo 070124-073124		242118	47783.2_CZ_0724	071.07.2024	22-501-000-52-5263-000C	171.00
					Vendor Total:	342.00
06308	Westlake Hardware Inc					
Zoo 50th Anniversary		242160	12510851	071.07.2024	22-350-415-54-5426-000C	47.97
					Vendor Total:	47.97
06539	Runco Office Supply & Equipment Co					
Office Supplies		241867	940508-0	062.06.2024	22-501-000-53-5302-000C	280.50
Office Supplies		241867	940538-0	062.06.2024	22-501-000-53-5302-000C	49.98
					Vendor Total:	330.48
06542	Peerless Network Inc					
Cosley 061524-071424		241960	66174_0724	063.06.2024	22-501-000-52-5262-000C	54.59
					Vendor Total:	54.59
06797	W A Management, Inc.					
Paver Repair		241989	INV-27592	063.06.2024	22-501-000-52-5210-000C	4,240.00
					Vendor Total:	4,240.00
06802	Glen Ellyn Animal Hospital					
Animal Medications		241810	770877	062.06.2024	22-501-000-53-5309-000C	49.11
Lab Work		241810	770877	062.06.2024	22-501-000-54-5424-000C	72.82
Fecals		242101	773169	071.07.2024	22-501-000-54-5424-000C	87.00
					Vendor Total:	208.93
06813	Air-Rite Heating & Cooling, Inc.					
HVAC		241768	1402850	062.06.2024	22-501-000-54-5441-000C	348.00

Fund	Description	Vendor No	Vendor Name	Line Item Description	Check No	Invoice Number	Batch Number	GL Account Number	Amount
				New Compressor	241903	1403692	063.06.2024	22-501-000-52-5210-000C	2,795.00
								Vendor Total:	3,143.00
06902	Grayslake Feed Sales, Inc.			Animal Feed	241812	172667	062.06.2024	22-501-000-53-5339-000C	57.00
				Bedding Materials	241934	173518	063.06.2024	22-501-000-53-5336-000C	167.90
				Bagged Feed	241934	173518	063.06.2024	22-501-000-53-5339-000C	736.99
				Bagged Feed	242104	175966	071.07.2024	22-501-000-53-5339-000C	698.71
				Bedding	242104	175966	071.07.2024	22-501-000-53-5336-000C	190.80
								Vendor Total:	1,851.40
06905	Lewis, Trisha			ACTH/Insulin Panels	242117	18397	071.07.2024	22-501-000-54-5424-000C	481.00
								Vendor Total:	481.00
06974	Jaudes, Daniel			Equine Hoof Trim	242037	061924	064.06.2024	22-501-000-52-5210-000C	220.00
								Vendor Total:	220.00
07388	VENUplus Inc.			Reimbursement of 75% of Souvenir Penny Sales	242156	CI2403607	071.07.2024	22-501-000-54-5433-000C	105.75
								Vendor Total:	105.75
07432	We Grow Dreams Inc.			Annual Plants for District	241991	18-11420	063.06.2024	22-501-000-53-5331-000C	639.80
								Vendor Total:	639.80
07496	Uptrend Custom Solutions, LLC			Recruiter Fees	241986	1084	063.06.2024	22-000-000-52-5205-000C	7,500.00
								Vendor Total:	7,500.00
07507	Elegante Cuisine Inc.			Food for Uncorked at Cosley Zoo	241925	E31754	063.06.2024	22-220-206-53-5301-669C	9,535.41
								Vendor Total:	9,535.41
								Fund Total:	47,898.44
23	Liability								
00414	Conney Safety Products			First Aid Supplies	241789	06256602	062.06.2024	23-000-000-53-5302-000C	300.65
								Vendor Total:	300.65
00725	Park District Risk Mgmt Agency			Pollution Liability Insurance Premium - May 2024	241959	0524023	063.06.2024	23-000-000-52-5277-000C	439.48
				Cyber Insurance Premium - May 2024	241959	0524023	063.06.2024	23-000-000-52-5279-000C	728.54
				Property Insurance Premium - May 2024	241959	0524023	063.06.2024	23-000-000-52-5270-000C	14,109.71
				Public Liability Insurance Premium - May 2024	241959	0524023	063.06.2024	23-000-000-52-5271-000C	7,555.96
				Worker's Comp Insurance Premium - May 2024	241959	0524023	063.06.2024	23-000-000-52-5273-000C	22,373.23
				Employment Practice Insurance Premium - May 2024	241959	0524023	063.06.2024	23-000-000-52-5275-000C	2,538.24
								Vendor Total:	47,745.16
06895	Protect My Ministry, LLC			MVR Report	241860	1164458	062.06.2024	23-418-000-52-5208-000C	26.00
								Vendor Total:	26.00
06940	Advocate Health and Hospitals Corporation								

Fund	Description	Vendor No	Vendor Name	Line Item Description	Check No	Invoice Number	Batch Number	GL Account Number	Amount
	Back Evaluations				242002	858301	064.06.2024	23-418-000-52-5208-000C	1,188.00
								Vendor Total:	1,188.00
07158	Dreyer Clinic, Inc.								
	Back Evaluation				242022	858545	064.06.2024	23-418-000-52-5208-000C	66.00
								Vendor Total:	66.00
								Fund Total:	49,325.81
24	Audit								
07051	AssetWorks Risk Management Inc.								
	Annual Fixed Asset Software				241774	#AMP-765	062.06.2024	24-000-000-52-5203-000C	3,400.00
								Vendor Total:	3,400.00
								Fund Total:	3,400.00
40	Capital Projects								
00082	Porter Pipe & Supply Company Inc								
	Seven Gables Pole				242133	12782627-00	071.07.2024	40-000-000-57-5701-000C	327.81
								Vendor Total:	327.81
00275	Faulks Bros. Construction Inc.								
	Infield Mix				241926	405486	063.06.2024	40-101-000-53-5349-000C	1,854.40
	Infield Mix				241926	405487	063.06.2024	40-101-000-53-5349-000C	1,808.84
								Vendor Total:	3,663.24
00415	The Conservation Foundation								
	Gary Easement Lease June 2024				241879	13324	062.06.2024	40-000-000-57-5701-000C	295.00
								Vendor Total:	295.00
00615	MENARDS WEST CHICAGO								
	LM Kiosk Repair				242122	00503	071.07.2024	40-800-822-53-5301-000C	974.28
	LM Kiosk Repair				242122	00845	071.07.2024	40-800-822-53-5301-000C	330.29
	Gift Shop Panel Supply				241952	99235	063.06.2024	40-800-813-57-5701-000C	420.78
	Gift Shop Remodel				241844	99315	062.06.2024	40-800-813-57-5701-000C	123.33
								Vendor Total:	1,848.68
00617	MENARDS GLENDALE HEIGHTS								
	Briar Patch Improvements				242121	36480	071.07.2024	40-800-806-57-5701-000C	331.48
								Vendor Total:	331.48
00944	TESTING SERVICE CORPORATION								
	Briarpatch Testing				241978	IN130712	063.06.2024	40-800-806-57-5701-000C	706.00
								Vendor Total:	706.00
02798	Williams Architects								
	Phase II CC Renovations WDSRA				242060	0022564	064.06.2024	40-000-000-12-1224-000C	1,571.79
	Phase II CC Renovations				242060	0022564	064.06.2024	40-800-846-57-5701-000C	7,160.40
								Vendor Total:	8,732.19
04036	Bronze Memorial Company								
	Memorial Plaques				242070	709421	071.07.2024	40-101-000-53-5338-000C	391.82
								Vendor Total:	391.82
04109	Power Up Batteries LLC.								
	Seven Gables NE Pole				241858	P72863365	062.06.2024	40-000-000-57-5701-000C	604.10

Fund	Description	Vendor No	Vendor Name	Check No	Invoice Number	Batch Number	GL Account Number	Amount
Line Item	Description	Check No	Invoice Number	Batch Number	GL Account Number	Amount		
	Seven Gables W Pole	241858	P73062086	062.06.2024	40-000-000-57-5701-000C	604.10		
							Vendor Total:	1,208.20
04877	Chicagoland Paving Contractors Inc							
	Briar Patch Courts and Fencing	242077	Application# 1	071.07.2024	40-000-000-12-1224-000C	27,540.00		
	Briar Patch Courts and Fencing	242077	Application# 1	071.07.2024	40-800-806-57-5701-000C	125,460.00		
							Vendor Total:	153,000.00
05050	Wheaton Mulch Inc.							
	Briar Patch Improvements	242059	24-2698	064.06.2024	40-800-806-57-5701-000C	405.00		
	Briar Patch Improvements	242162	24-2804	071.07.2024	40-800-806-57-5701-000C	540.00		
							Vendor Total:	945.00
05108	Solitude Lake Managment LLC							
	May Native Aquatic Maintenance	241972	PSI069092	063.06.2024	40-000-000-52-5210-000C	2,710.00		
							Vendor Total:	2,710.00
05284	Wight & Company							
	Cosley Parking Lot	241995	230152-011	063.06.2024	40-800-813-57-5701-000C	2,000.00		
	Reimbursable Expenses	241995	230152-011	063.06.2024	40-800-813-57-5701-000C	69.81		
							Vendor Total:	2,069.81
05743	Advanced Intelligence Engineering							
	WiFi Extension to CC Basement Offices and Loc 241901	14122		063.06.2024	40-800-846-57-5701-000C	688.75		
							Vendor Total:	688.75
05912	Bedrock Earthscapes LLC							
	Annual Native Area Maintenance	241907	2704	063.06.2024	40-000-000-52-5210-000C	4,250.00		
							Vendor Total:	4,250.00
06000	Michael L Arena							
	Fencing Clocktower	242123	061324	071.07.2024	40-000-000-12-1226-000C	3,400.00		
							Vendor Total:	3,400.00
06308	Westlake Hardware Inc							
	Cosley Clinic HVAC	242160	12510807	071.07.2024	40-101-000-53-5302-000C	6.99		
	District Sign Repair	242160	12510890	071.07.2024	40-101-000-53-5338-000C	31.99		
							Vendor Total:	38.98
06632	Nevin Hedlund Architects Inc.							
	Rice Pool Locker Room Construction Document 242125	4		071.07.2024	40-800-846-57-5701-000C	900.00		
	Northside Pool Locker Room Construction Docu 242125	4-1		071.07.2024	40-800-826-57-5701-000C	900.00		
	Northside Pool Locker Room	241849	No. 3	062.06.2024	40-800-826-57-5701-000C	3,100.00		
	Rice Pool Locker Room	241849	No. 3	062.06.2024	40-800-846-57-5701-000C	3,100.00		
							Vendor Total:	8,000.00
07017	Springer, Michele							
	Mileage Reimbursement 051324-061124	241973	061124	063.06.2024	40-000-000-54-5422-000C	28.14		
							Vendor Total:	28.14
07094	EZ-Toyz Incorporated							
	Battery Backup for Security Cameras	242024	28706-B	064.06.2024	40-000-000-57-5701-000C	299.00		
							Vendor Total:	299.00
07349	Stuckey Construction Company Inc.							
	Community Center Phase II	241875	Application# 8	062.06.2024	40-800-846-57-5701-000C	653,742.65		

Fund	Description	Check No	Invoice Number	Batch Number	GL Account Number	Amount
Vendor No	Vendor Name					
Line Item Description		Check No	Invoice Number	Batch Number	GL Account Number	Amount
Community Center Phase II WDSRA		241875	Application# 8	062.06.2024	40-000-000-12-1224-000C	143,504.48
					Vendor Total:	797,247.13
07391	Hey and Associates Inc					
IEPA Grant Application		241938	23-0237-18227	063.06.2024	40-000-000-52-5224-000C	2,500.00
IEPA Grant Application		241938	23-0237-18599	063.06.2024	40-000-000-52-5224-000C	1,000.00
					Vendor Total:	3,500.00
07418	Contractors Equipment Rentals Inc					
Briar Patch Outdoor Fitness Project		242085	537409	071.07.2024	40-800-806-57-5701-000C	272.58
					Vendor Total:	272.58
07504	Highland Products Group, LLC					
Picnic Bench Replacements		241821	310036144	062.06.2024	40-000-000-53-5302-000C	23,097.50
					Vendor Total:	23,097.50
07514	Utility Dynamics Corporation					
CAC Field Lighting		242153	0614-3226	071.07.2024	40-800-812-57-5701-000C	71,100.00
					Vendor Total:	71,100.00
					Fund Total:	1,088,151.31
60	Golf Fund					
00032	Alpha Graphics					
Signs for Arrowhead		241904	176607	063.06.2024	60-612-415-54-5426-000C	35.00
Signs for Arrowhead		241904	177214	063.06.2024	60-612-415-54-5426-000C	140.00
Signs for Arrowhead		241904	177500	063.06.2024	60-612-415-54-5426-000C	70.00
Signs for Arrowhead		241904	177527	063.06.2024	60-612-415-54-5426-000C	35.00
Inv# 178013 Summer Cooking Class Sign		242004	178013	064.06.2024	60-612-415-54-5426-000C	35.00
					Vendor Total:	315.00
00058	Arthur Clesen Inc.					
SeClear/Komeen/Sureguard/Knockdown/Jet Bla		242005	15626-00	064.06.2024	60-601-000-52-5210-000C	1,940.46
					Vendor Total:	1,940.46
00068	AT&T Mobility					
240-0783 Hot Spot 4 AGC 051824-061724		242067	877051597_0624	071.07.2024	60-000-000-52-5265-000C	43.23
520-5201 AGC Tablet 13 051824-061724		242067	877051597_0624	071.07.2024	60-000-000-52-5265-000C	23.24
520-5473 AGC Tablet 14 051824-061724		242067	877051597_0624	071.07.2024	60-000-000-52-5265-000C	23.24
871-4196 AGC Tablet 15 051824-061724		242067	877051597_0624	071.07.2024	60-000-000-52-5265-000C	23.24
624-3574 D. Novak 051824-061724		242067	877051597_0624	071.07.2024	60-000-000-52-5265-000C	75.01
703-1526 AGC Backup 051824-061724		242067	877051597_0624	071.07.2024	60-000-000-52-5265-000C	83.24
					Vendor Total:	271.20
00070	AT&T Internet					
AGC 26W151 Butterfield Rd 061224-071124		242006	327249254_0724	064.06.2024	60-000-000-52-5262-000C	109.94
					Vendor Total:	109.94
00125	Black Gold Septic Inc					
Inv# 44673		241908	44673	063.06.2024	60-612-000-52-5210-000C	275.00
Inv# 45169		242068	45169	071.07.2024	60-000-000-52-5263-000C	275.00
					Vendor Total:	550.00
00180	Chicago District Golf Association					
CDGA Handicap Fees May 2024		241785	1837-246	062.06.2024	60-611-000-52-5210-000C	50.00

Fund	Description	Vendor No	Vendor Name	Check No	Invoice Number	Batch Number	GL Account Number	Amount
Line Item	Description							
							Vendor Total:	50.00
00193	City of Wheaton							
	AGC Clubhouse 050724-060724	242014		0293553000_0624	064.06.2024		60-000-000-52-5264-000C	1,220.16
	AGC Maintenance Building 050724-060724	242014		0293553100_0624	064.06.2024		60-000-000-52-5264-000C	152.26
	AGC Chemical Building 050724-060724	242014		0293553200_0624	064.06.2024		60-000-000-52-5264-000C	137.46
							Vendor Total:	1,509.88
00199	Cleveland Golf/SRIXON							
	Special Order Clubs	241786		7468325 SZ	062.06.2024		60-000-000-14-1430-000C	400.00
							Vendor Total:	400.00
00237	Dreisilker Electric Motors							
	Inv# I13513	241922		I13513	063.06.2024		60-612-000-54-5441-000C	50.05
	Inv# I14161	242090		I14161	071.07.2024		60-000-000-54-5441-000C	167.44
							Vendor Total:	217.49
00250	DuPage Convention & Visitors Bureau							
	2024 Visitors Guide	241923		2024-840	063.06.2024		60-611-415-54-5426-000C	500.00
	2024 Visitors Guide	241923		2024-840	063.06.2024		60-612-415-54-5426-000C	2,000.00
							Vendor Total:	2,500.00
00289	Footjoy							
	T-Shirts	241804		918192791	062.06.2024		60-000-000-14-1431-000C	57.82
	Mens Clothing	241804		918206173	062.06.2024		60-000-000-14-1431-000C	2,544.41
							Vendor Total:	2,602.23
00293	Fortune Fish Company							
	Inv# 291634 Seafood	241805		291634	062.06.2024		60-000-000-14-1411-000C	238.32
	Inv# 291634 Meat	241805		291634	062.06.2024		60-000-000-14-1411-000C	51.50
	Inv# 294279 Meat	241805		294279	062.06.2024		60-000-000-14-1411-000C	103.00
	Inv# 294279 Seafood	241805		294279	062.06.2024		60-000-000-14-1411-000C	485.84
	Inv# 296047 Meat	241805		296047	062.06.2024		60-000-000-14-1411-000C	103.00
	Inv# 296047 Seafood	241805		296047	062.06.2024		60-000-000-14-1411-000C	205.68
	Inv# 302020 Seafood	241805		302020	062.06.2024		60-000-000-14-1411-000C	324.30
	Inv# 306475-060424 Seafood	241930		306475-060424	063.06.2024		60-000-000-14-1411-000C	558.60
	Inv# 308061-060524 Seafood	241930		308061-060524	063.06.2024		60-000-000-14-1411-000C	190.21
	Inv# 308061-060524 General Grocery	241930		308061-060524	063.06.2024		60-000-000-14-1415-000C	83.24
	Inv# 312200-060724 Seafood	241930		312200-060724	063.06.2024		60-000-000-14-1411-000C	774.21
	Inv# 312219-060724 General Grocery	241930		312219-060724	063.06.2024		60-000-000-14-1415-000C	219.52
	Inv# 312219-060724 Meat	241930		312219-060724	063.06.2024		60-000-000-14-1411-000C	51.50
	Inv# 312219-060724 Seafood	241930		312219-060724	063.06.2024		60-000-000-14-1411-000C	411.36
	Inv# 320144-061224 Seafood	242027		320144-061224	064.06.2024		60-000-000-14-1411-000C	217.54
	Inv# 324337-061424 Seafood	242027		324337-061424	064.06.2024		60-000-000-14-1411-000C	354.24
	Inv# 324338-061424 Seafood	242027		324338-061424	064.06.2024		60-000-000-14-1411-000C	472.90
	Inv# 324352-061424 Seafood	242027		324352-061424	064.06.2024		60-000-000-14-1411-000C	624.84
							Vendor Total:	5,469.80
00334	Gordon Food Service							
	Inv# 753249796 General Grocery	241811		753249796	062.06.2024		60-000-000-14-1415-000C	179.94
	Inv# 753250654 General Grocery	242030		753250654	064.06.2024		60-000-000-14-1415-000C	89.97
	Inv# 960098347 General Grocery	241811		960098347	062.06.2024		60-000-000-14-1415-000C	372.83
							Vendor Total:	642.74
00335	W W Grainger Inc							
	Ear Plugs/Head Protection/Bug Nets	241990		9141591892	063.06.2024		60-601-000-53-5330-000C	240.92

Fund	Description	Vendor No	Vendor Name	Check No	Invoice Number	Batch Number	GL Account Number	Amount
Line Item	Description							
Vendor Total:								240.92
00395	Harris Motor Sports Inc							
Inv# 02-371793		241818	02-371793	062.06.2024	60-601-000-53-5315-000C			899.99
Inv# 02-371794		241818	02-371794	062.06.2024	60-601-000-53-5315-000C			640.78
Inv# 02-372502		241936	02-372502	063.06.2024	60-601-000-53-5315-000C			184.32
Inv# 02-372769		241936	02-372769	063.06.2024	60-601-000-53-5315-000C			520.48
Inv# 02-373894		242106	02-373894	071.07.2024	60-601-000-53-5315-000C			411.09
Vendor Total:								2,656.66
00415	The Conservation Foundation							
Annual Dues 2024		241879	052124	062.06.2024	60-000-000-54-5425-000C			166.66
Vendor Total:								166.66
00417	Constellation NewEnergy Inc							
AGC Clubhouse 051524-061424		242083	2541575575_0624	071.07.2024	60-000-000-52-5260-000C			105.12
AGC Clubhouse 051524-061424		242083	3652560612_0624	071.07.2024	60-000-000-52-5260-000C			11,728.89
Orchard Gate 051524-061424		242083	9855694583_0624	071.07.2024	60-000-000-52-5260-000C			27.47
Vendor Total:								11,861.48
00419	Consumers Packing Co.							
Inv# 408940 Meat		241792	408940	062.06.2024	60-000-000-14-1411-000C			425.70
Inv# 409008 Meat		241792	409008	062.06.2024	60-000-000-14-1411-000C			4,065.46
Inv# 409038 Meat		241792	409038	062.06.2024	60-000-000-14-1411-000C			208.67
Inv# 409081 Meat		241792	409081	062.06.2024	60-000-000-14-1411-000C			1,343.04
Inv# 409206 Meat		241919	409206	063.06.2024	60-000-000-14-1411-000C			2,701.62
Inv# 409430 Meat		241919	409430	063.06.2024	60-000-000-14-1411-000C			1,807.54
Inv# 409470 Meat		241919	409470	063.06.2024	60-000-000-14-1411-000C			436.80
Inv# 409514 Meat		242018	409514	064.06.2024	60-000-000-14-1411-000C			7,232.74
Inv# 409655 Meat		242084	409655	071.07.2024	60-000-000-14-1411-000C			1,605.98
Inv# 409804 Meat		242084	409804	071.07.2024	60-000-000-14-1411-000C			3,297.37
Inv# 409816 Meat		242084	409816	071.07.2024	60-000-000-14-1411-000C			117.00
Inv# 409933 Meat		242084	409933	071.07.2024	60-000-000-14-1411-000C			2,209.08
Inv# 409968 Meat		242084	409968	071.07.2024	60-000-000-14-1411-000C			974.53
Inv# 410026 Meat		242084	410026	071.07.2024	60-000-000-14-1411-000C			551.67
Vendor Total:								26,977.20
00475	Constellation Newenergy Gas Division LLC							
AGC Clubhouse 040124-043024		241791	2400503855_0424	062.06.2024	60-000-000-52-5261-000C			1,937.99
AGC Clubhouse 050124-053124		242082	2400503855_0524	071.07.2024	60-000-000-52-5261-000C			1,290.12
Vendor Total:								3,228.11
00614	Mee, Terry							
Reimbursement - Commissioner Restaurant Sho		242120	062724	071.07.2024	60-000-000-54-5401-000C			25.35
Vendor Total:								25.35
00615	MENARDS WEST CHICAGO							
Inv# 00174		242122	00174	071.07.2024	60-601-000-53-5331-000C			196.42
Inv# 96306		241952	96306	063.06.2024	60-000-000-53-5313-000C			202.83
Inv# 98501		241952	98501	063.06.2024	60-000-000-53-5313-000C			49.76
Inv# 99671		241952	99671	063.06.2024	60-000-000-53-5313-000C			82.87
Vendor Total:								531.88
00680	Northern Illinois Gas Company							
AGC Maintenance Building 051024-061124		242126	1106501000_0624	071.07.2024	60-000-000-52-5261-000C			190.71

Fund	Description	Vendor No	Vendor Name	Check No	Invoice Number	Batch Number	GL Account Number	Amount
Vendor Total:								190.71
00742	Pepsi Beverages Company							
Inv# 27675602	Non-Alcoholic Beverages	241961	27675602	063.06.2024	60-000-000-14-1416-000C			1,731.89
Inv# 28205662	Non-Alcoholic Beverages	241854	28205662	062.06.2024	60-000-000-14-1416-000C			719.40
Inv# 30192351	Non-Alcoholic Beverages	242131	30192351	071.07.2024	60-000-000-14-1416-000C			2,042.49
Inv# 31367901	Non-Alcoholic Beverages	241854	31367901	062.06.2024	60-000-000-14-1416-000C			1,548.92
Inv# 31490905	Non-Alcoholic Beverages	241854	31490905	062.06.2024	60-000-000-14-1416-000C			571.12
Inv# 33124252	Non-Alcoholic Beverages	242131	33124252	071.07.2024	60-000-000-14-1416-000C			1,300.55
Vendor Total:								7,914.37
00792	Reinders Inc							
Flo Thru Plus		241865	4300938-00	062.06.2024	60-601-000-53-5335-000C			646.00
Inv# 6051068-01		241865	6051068-01	062.06.2024	60-601-000-53-5315-000C			109.58
Inv# 6051257-00		241865	6051257-00	062.06.2024	60-601-000-53-5315-000C			170.11
Inv# 6051362-00		241865	6051362-00	062.06.2024	60-601-000-53-5315-000C			803.70
Inv# 6051362-01		241865	6051362-01	062.06.2024	60-601-000-53-5315-000C			189.11
Inv# 6051634-00		241865	6051634-00	062.06.2024	60-601-000-53-5315-000C			467.21
Inv# 6052101-00		241865	6052101-00	062.06.2024	60-601-000-53-5315-000C			70.10
Inv# 6053374-00		241865	6053374-00	062.06.2024	60-601-000-53-5315-000C			256.23
Inv# 6053374-01		242136	6053374-01	071.07.2024	60-601-000-53-5315-000C			332.92
Inv# 6053612-00		242136	6053612-00	071.07.2024	60-601-000-53-5315-000C			263.88
Inv# 6054641-00		242136	6054641-00	071.07.2024	60-601-000-53-5315-000C			395.25
Inv# 6054641-01		242136	6054641-01	071.07.2024	60-601-000-53-5315-000C			80.44
Inv# 6054850-00		242136	6054850-00	071.07.2024	60-601-000-53-5315-000C			827.85
Inv# 6055282-00		242136	6055282-00	071.07.2024	60-601-000-53-5315-000C			61.08
Inv# 6055282-01		242136	6055282-01	071.07.2024	60-601-000-53-5315-000C			352.36
Vendor Total:								5,025.82
00825	Russo Hardware Inc							
Inv# SPI20690954		241868	SPI20690954	062.06.2024	60-601-000-53-5315-000C			3.23
Inv# SPI20690955		241868	SPI20690955	062.06.2024	60-601-000-53-5315-000C			23.99
Inv# SPI20714673		242142	SPI20714673	071.07.2024	60-601-000-53-5315-000C			143.97
Vendor Total:								171.19
00852	Shamrock Garden Florist							
Employee Floral		241872	380317/1	062.06.2024	60-000-000-54-5434-000C			77.95
Vendor Total:								77.95
00911	Stuever & Sons Inc							
Inv# 439521	Beer Line Cleaning	241975	439521	063.06.2024	60-612-000-52-5210-000C			104.00
Inv# 439521	Restaurant Supplies	241975	439521	063.06.2024	60-612-902-53-5388-000C			28.00
Inv# 439644	Beer Line Cleaning	242050	439644	064.06.2024	60-612-000-52-5210-000C			124.00
Vendor Total:								256.00
00948	THE ANTIGUA GROUP INC							
Pro Shop Uniforms		241878	AIN-4909614	062.06.2024	60-611-000-53-5330-000C			547.92
Golf Maintenance Uniforms		241878	AIN-4909614	062.06.2024	60-601-000-53-5330-000C			273.96
Building Maintenance Uniforms		241878	AIN-4909614	062.06.2024	60-000-000-53-5330-000C			570.75
Restaurant Uniforms		241878	AIN-4909614	062.06.2024	60-612-902-53-5330-000C			1,004.52
Banquet Uniforms		241878	AIN-4909614	062.06.2024	60-612-901-53-5330-000C			1,619.53
Ladies Black Jackets		241979	AIN-4917085	063.06.2024	60-000-000-14-1431-000C			245.68
Ladies Polos		241979	AIN-4922639	063.06.2024	60-000-000-14-1431-000C			168.34
Vendor Total:								4,430.70
00956	Titleist							
Golf Clubs		241983	918179290	063.06.2024	60-000-000-14-1430-000C			1,236.06

Fund	Description	Vendor No	Vendor Name	Line Item Description	Check No	Invoice Number	Batch Number	GL Account Number	Amount
	Tour Performance Hats				241983	918246225	063.06.2024	60-000-000-14-1431-000C	1,987.44
	Diamond Cup Golf Balls				241983	918278343	063.06.2024	60-000-000-14-1432-000C	375.30
	June/July Ball Order				242054	918296298	064.06.2024	60-000-000-14-1432-000C	19,819.48
	Golf Balls				242054	918316906	064.06.2024	60-000-000-14-1432-000C	752.58
								Vendor Total:	24,170.86
01023	Waste Management of Illinois Inc								
	Arrowhead GC 060124-063024				241890	12272113008_0624	062.06.2024	60-000-000-52-5263-000C	611.44
								Vendor Total:	611.44
01052	Wilhelmi, Margie								
	Reimbursement - Retirement Frame				241896	060424	062.06.2024	60-611-415-54-5426-000C	14.99
								Vendor Total:	14.99
02231	Sysco-Chicago								
	CM# 12460887P General Grocery				242051	12460887P	064.06.2024	60-000-000-14-1415-000C	-58.48
	CM# 724434086 Custodial Supplies				242051	12460946P	064.06.2024	60-612-000-53-5316-000C	-31.66
	Inv# 724227038 Halfway House Bags				241976	724227038	063.06.2024	60-612-902-53-5388-000C	118.28
	Inv# 724241802 Banquet Glassware				241976	724241802	063.06.2024	60-612-901-53-5390-000C	166.57
	Inv# 724244147 First Aid Supplies				241976	724244147	063.06.2024	60-000-000-53-5302-000C	79.60
	Inv# 724253832 Crayons				241976	724253832	063.06.2024	60-612-902-53-5388-000C	108.69
	CM# 724261949 Meat				241976	724261949	063.06.2024	60-000-000-14-1411-000C	-81.14
	Inv# 724270127 Halfway House Bags				241976	724270127	063.06.2024	60-612-902-53-5388-000C	236.56
	Inv# 724283254 Restaurant Supplies				242051	724283254	064.06.2024	60-612-902-53-5388-000C	236.56
	Inv# 724285854 Banquet Supplies				241976	724285854	063.06.2024	60-612-901-53-5390-000C	67.48
	Inv# 724294370 Cleaning Supplies				241976	724294370	063.06.2024	60-000-000-53-5316-000C	127.37
	CM# 724304447 Restaurant Supplies				241976	724304447	063.06.2024	60-612-902-53-5388-000C	-38.69
	Inv# 724304499 First Aid Supplies				241976	724304499	063.06.2024	60-000-000-53-5302-000C	52.64
	CM# 724313799 General Grocery				241976	724313799	063.06.2024	60-000-000-14-1415-000C	-39.79
	Inv# 724318915 First Aid Supplies				241976	724318915	063.06.2024	60-000-000-53-5302-000C	18.60
	Inv# 724336764 Crayons				241976	724336764	063.06.2024	60-612-902-53-5388-000C	108.69
	Inv# 724350724 Custodial Supplies				242051	724350724	064.06.2024	60-612-000-53-5316-000C	21.42
	Inv# 724361640 General Grocery				242051	724361640	064.06.2024	60-000-000-14-1415-000C	24.23
	Inv# 724380624 Custodial Supplies				242051	724380624	064.06.2024	60-000-000-53-5316-000C	608.05
	Inv# 724394826 Cleaning Supplies				241876	724394826	062.06.2024	60-612-000-53-5316-000C	311.90
	Inv# 724394826 Restaurant Supplies				241876	724394826	062.06.2024	60-612-902-53-5388-000C	260.07
	Inv# 724394826 General Grocery				241876	724394826	062.06.2024	60-000-000-14-1415-000C	87.30
	Inv# 724394826 Non-Alcoholic Beverages				241876	724394826	062.06.2024	60-000-000-14-1416-000C	190.12
	Inv# 724394827 Meat				241876	724394827	062.06.2024	60-000-000-14-1411-000C	388.12
	Inv# 724394827 Meat				241876	724394827	062.06.2024	60-000-000-14-1411-000C	825.33
	Inv# 724394827 General Grocery				241876	724394827	062.06.2024	60-000-000-14-1415-000C	1,234.55
	Inv# 724394828 Custodial Supplies				242051	724394828	064.06.2024	60-612-000-53-5316-000C	31.66
	Inv# 724398416 Dairy				241876	724398416	062.06.2024	60-000-000-14-1414-000C	193.06
	Inv# 724398416 Meat				241876	724398416	062.06.2024	60-000-000-14-1411-000C	506.88
	Inv# 724398416 Meat				241876	724398416	062.06.2024	60-000-000-14-1411-000C	79.30
	Inv# 724398416 General Grocery				241876	724398416	062.06.2024	60-000-000-14-1415-000C	1,938.81
	Inv# 724398417 Custodial Supplies				242051	724398417	064.06.2024	60-000-000-53-5316-000C	502.56
	Inv# 724403339 Restaurant Supplies				242051	724403339	064.06.2024	60-612-902-53-5388-000C	118.28
	Inv# 724413864 Meat				241876	724413864	062.06.2024	60-000-000-14-1411-000C	348.67
	Inv# 724413864 Meat				241876	724413864	062.06.2024	60-000-000-14-1411-000C	328.48
	Inv# 724413864 General Grocery				241876	724413864	062.06.2024	60-000-000-14-1415-000C	2,588.02
	Inv# 724413864 Banquet Supplies				241876	724413864	062.06.2024	60-612-901-53-5390-000C	155.49
	Inv# 724413865 Banquet Supplies				241876	724413865	062.06.2024	60-612-901-53-5390-000C	54.47
	Inv# 724413865 Restaurant Supplies				241876	724413865	062.06.2024	60-612-902-53-5388-000C	331.50
	Inv# 724413865 Cleaning Supplies				241876	724413865	062.06.2024	60-612-000-53-5316-000C	219.25
	Inv# 724413866 Meat				241876	724413866	062.06.2024	60-000-000-14-1411-000C	596.87
	Inv# 724413866 General Grocery				241876	724413866	062.06.2024	60-000-000-14-1415-000C	859.13

Fund	Description	Vendor No	Vendor Name	Line Item Description	Check No	Invoice Number	Batch Number	GL Account Number	Amount
Inv# 724414867	Restaurant Supplies				242051	724414867	064.06.2024	60-612-902-53-5388-000C	236.56
Inv# 724415296	Banquet Supplies				241976	724415296	063.06.2024	60-612-901-53-5390-000C	165.91
Inv# 724415296	Restaurant Supplies				241976	724415296	063.06.2024	60-612-902-53-5388-000C	389.25
Inv# 724415296	Cleaning Supplies				241976	724415296	063.06.2024	60-612-000-53-5316-000C	156.70
Inv# 724415297	Meat				241976	724415297	063.06.2024	60-000-000-14-1411-000C	82.26
Inv# 724415297	Meat				241976	724415297	063.06.2024	60-000-000-14-1411-000C	1,046.83
Inv# 724415297	General Grocery				241976	724415297	063.06.2024	60-000-000-14-1415-000C	1,119.90
Inv# 724415298	Meat				241976	724415298	063.06.2024	60-000-000-14-1411-000C	318.85
Inv# 724415298	General Grocery				241976	724415298	063.06.2024	60-000-000-14-1415-000C	1,086.64
Inv# 724415298	Non-Alcoholic Beverages				241976	724415298	063.06.2024	60-000-000-14-1416-000C	53.00
Inv# 724415299	Non-Alcoholic Beverages				241976	724415299	063.06.2024	60-000-000-14-1416-000C	602.37
Inv# 724415300	General Grocery				241976	724415300	063.06.2024	60-000-000-14-1415-000C	270.15
Inv# 724415300	Meat				241976	724415300	063.06.2024	60-000-000-14-1411-000C	595.45
Inv# 724418109	General Grocery				241976	724418109	063.06.2024	60-000-000-14-1415-000C	326.15
Inv# 724419722	Dairy				241976	724419722	063.06.2024	60-000-000-14-1414-000C	63.49
Inv# 724419722	Meat				241976	724419722	063.06.2024	60-000-000-14-1411-000C	133.12
Inv# 724419722	Meat				241976	724419722	063.06.2024	60-000-000-14-1411-000C	136.62
Inv# 724419722	General Grocery				241976	724419722	063.06.2024	60-000-000-14-1415-000C	581.32
Inv# 724419722	Restaurant Supplies				241976	724419722	063.06.2024	60-612-902-53-5388-000C	116.99
Inv# 724419722	Cleaning Supplies				241976	724419722	063.06.2024	60-612-000-53-5316-000C	219.32
Inv# 724419723	Dairy				241976	724419723	063.06.2024	60-000-000-14-1414-000C	111.18
Inv# 724419723	Meat				241976	724419723	063.06.2024	60-000-000-14-1411-000C	562.98
Inv# 724419723	General Grocery				241976	724419723	063.06.2024	60-000-000-14-1415-000C	635.00
Inv# 724421981	Restaurant Supplies				242051	724421981	064.06.2024	60-612-902-53-5388-000C	118.28
Inv# 724431479	General Grocery				241976	724431479	063.06.2024	60-000-000-14-1415-000C	227.94
Inv# 724431481	Dairy				241976	724431481	063.06.2024	60-000-000-14-1414-000C	249.39
Inv# 724431481	Meat				241976	724431481	063.06.2024	60-000-000-14-1411-000C	845.94
Inv# 724431481	General Grocery				241976	724431481	063.06.2024	60-000-000-14-1415-000C	774.25
Inv# 724431481	Produce				241976	724431481	063.06.2024	60-000-000-14-1413-000C	73.77
Inv# 724431482	Meat				241976	724431482	063.06.2024	60-000-000-14-1411-000C	581.08
Inv# 724431482	Meat				241976	724431482	063.06.2024	60-000-000-14-1411-000C	569.83
Inv# 724431482	General Grocery				241976	724431482	063.06.2024	60-000-000-14-1415-000C	732.03
Inv# 724431482	Cleaning Supplies				241976	724431482	063.06.2024	60-612-000-53-5316-000C	107.51
Inv# 724433451	Custodial Supplies				242051	724433451	064.06.2024	60-612-000-53-5316-000C	32.13
Inv# 724434085	Dairy				242051	724434085	064.06.2024	60-000-000-14-1414-000C	17.86
Inv# 724434085	Cleaning Supplies				242051	724434085	064.06.2024	60-612-000-53-5316-000C	166.02
Inv# 724434085	Banquet Supplies				242051	724434085	064.06.2024	60-612-901-53-5390-000C	312.70
Inv# 724434085	Restaurant Supplies				242051	724434085	064.06.2024	60-612-902-53-5388-000C	1,614.35
Inv# 724434086	General Grocery				242051	724434086	064.06.2024	60-000-000-14-1415-000C	151.16
Inv# 724434087	Meat				242051	724434087	064.06.2024	60-000-000-14-1411-000C	932.79
Inv# 724434087	Meat				242051	724434087	064.06.2024	60-000-000-14-1411-000C	239.80
Inv# 724434087	General Grocery				242051	724434087	064.06.2024	60-000-000-14-1415-000C	1,674.77
Inv# 724434088	Meat				242051	724434088	064.06.2024	60-000-000-14-1411-000C	193.19
Inv# 724434088	Dairy				242051	724434088	064.06.2024	60-000-000-14-1414-000C	63.46
Inv# 724434088	General Grocery				242051	724434088	064.06.2024	60-000-000-14-1415-000C	360.29
Inv# 724434088	Restaurant Supplies				242051	724434088	064.06.2024	60-612-902-53-5388-000C	69.69
CM# 724438004	General Grocery				242051	724438004	064.06.2024	60-000-000-14-1415-000C	-51.20
Inv# 724438304	General Grocery				242051	724438304	064.06.2024	60-000-000-14-1415-000C	140.27
Inv# 724438304	Dairy				242051	724438304	064.06.2024	60-000-000-14-1414-000C	83.13
Inv# 724438304	Meat				242051	724438304	064.06.2024	60-000-000-14-1411-000C	296.75
Inv# 724438305	Meat				242051	724438305	064.06.2024	60-000-000-14-1411-000C	317.20
Inv# 724438305	Meat				242051	724438305	064.06.2024	60-000-000-14-1411-000C	182.20
Inv# 724438305	General Grocery				242051	724438305	064.06.2024	60-000-000-14-1415-000C	1,061.48
Inv# 724438305	Non-Alcoholic Beverages				242051	724438305	064.06.2024	60-000-000-14-1416-000C	475.30
Inv# 724438306	General Grocery				242051	724438306	064.06.2024	60-000-000-14-1415-000C	435.88
Inv# 724438306	Restaurant Supplies				242051	724438306	064.06.2024	60-612-902-53-5388-000C	70.41
Inv# 724438306	Cleaning Supplies				242051	724438306	064.06.2024	60-612-000-53-5316-000C	192.88
Inv# 724440741	Restaurant Supplies				242051	724440741	064.06.2024	60-612-902-53-5388-000C	236.56

Fund **Description**
Vendor No **Vendor Name**

Line Item Description	Check No	Invoice Number	Batch Number	GL Account Number	Amount
Inv# 724450976 General Grocery	242051	724450976	064.06.2024	60-000-000-14-1415-000C	65.12
Inv# 724450977 General Grocery	242051	724450977	064.06.2024	60-000-000-14-1415-000C	422.10
Inv# 724450977 Meat	242051	724450977	064.06.2024	60-000-000-14-1411-000C	494.76
Inv# 724450978 Cleaning Supplies	242051	724450978	064.06.2024	60-612-000-53-5316-000C	371.42
Inv# 724450978 Restaurant Supplies	242051	724450978	064.06.2024	60-612-902-53-5388-000C	765.76
Inv# 724450979 General Grocery	242051	724450979	064.06.2024	60-000-000-14-1415-000C	1,113.60
Inv# 724450979 Meat	242051	724450979	064.06.2024	60-000-000-14-1411-000C	808.14
Inv# 724450979 Meat	242051	724450979	064.06.2024	60-000-000-14-1411-000C	796.80
Inv# 724456500 General Grocery	242148	724456500	071.07.2024	60-000-000-14-1415-000C	55.30
Inv# 724456501 Cleaning Supplies	242148	724456501	071.07.2024	60-000-000-53-5316-000C	967.81
Inv# 724456502 Custodial Supplies	242148	724456502	071.07.2024	60-000-000-53-5316-000C	187.65
Inv# 724456502 Banquet Supplies	242148	724456502	071.07.2024	60-612-901-53-5390-000C	508.96
Inv# 724456502 Restaurant Supplies	242148	724456502	071.07.2024	60-612-902-53-5388-000C	425.00
Inv# 724456503 Dairy	242148	724456503	071.07.2024	60-000-000-14-1414-000C	32.84
Inv# 724456503 Meat	242148	724456503	071.07.2024	60-000-000-14-1411-000C	718.24
Inv# 724456503 General Grocery	242148	724456503	071.07.2024	60-000-000-14-1415-000C	1,847.50
Inv# 724456504 Cleaning Supplies	242148	724456504	071.07.2024	60-000-000-53-5316-000C	33.60
Inv# 724471274 General Grocery	242148	724471274	071.07.2024	60-000-000-14-1415-000C	65.12
Inv# 724471276 General Grocery	242148	724471276	071.07.2024	60-000-000-14-1415-000C	66.08
Inv# 724471276 Non-Alcoholic Beverages	242148	724471276	071.07.2024	60-000-000-14-1416-000C	380.24
Inv# 724471277 Dairy	242148	724471277	071.07.2024	60-000-000-14-1414-000C	32.84
Inv# 724471277 Meat	242148	724471277	071.07.2024	60-000-000-14-1411-000C	633.81
Inv# 724471277 Meat	242148	724471277	071.07.2024	60-000-000-14-1411-000C	725.96
Inv# 724471277 General Grocery	242148	724471277	071.07.2024	60-000-000-14-1415-000C	1,155.66
Inv# 724471278 Custodial Supplies	242148	724471278	071.07.2024	60-612-000-53-5316-000C	753.10
Inv# 724471278 Banquet Supplies	242148	724471278	071.07.2024	60-612-901-53-5390-000C	325.00
Inv# 724471278 Restaurant Supplies	242148	724471278	071.07.2024	60-612-902-53-5388-000C	222.62
Vendor Total:					50,408.96
02265 Parts Town					
Inv# 2102680002	242130	2102680002	071.07.2024	60-612-000-54-5441-000C	275.00
Vendor Total:					275.00
02288 Golf Chicago					
2024 Golf Season and Agreement	242029	2024-301	064.06.2024	60-611-415-54-5426-000C	2,250.00
Vendor Total:					2,250.00
02322 Olympia Maintenance Inc					
Inv# 315980	242128	315980	071.07.2024	60-612-000-52-5210-000C	915.00
Vendor Total:					915.00
03113 Airgas National Carbonation					
Inv# 9150004082 Bulk CO2	242003	9150004082	064.06.2024	60-612-000-52-5220-000C	160.69
Vendor Total:					160.69
03163 Advanced Turf Solutions					
Chemicals and Fertilizers	241902	SO1140171.1	063.06.2024	60-601-000-53-5335-000C	20,650.04
Interface & Fiata	242064	SO1140171.2	071.07.2024	60-601-000-53-5335-000C	5,996.20
Vendor Total:					26,646.24
03481 Tressler LLP					
Services through 05.31.24	242152	489079	071.07.2024	60-000-000-52-5207-000C	1,371.33
Vendor Total:					1,371.33
03754 Comcast Cable					
AGC Clubhouse 061424-071324	241916	87712049102197_07	063.06.2024	60-000-000-52-5262-000C	266.85

Fund	Description	Check No	Invoice Number	Batch Number	GL Account Number	Amount
Vendor No	Vendor Name					
Line Item	Description					
Vendor Total:						266.85
03921	Sid Harvey Industries Inc.					
Inv# 045888772		241971	045888772	063.06.2024	60-612-000-54-5441-000C	505.78
Inv# 045888830		241971	045888830	063.06.2024	60-612-000-54-5441-000C	152.38
Inv# 045889125		242144	045889125	071.07.2024	60-000-000-54-5441-000C	251.28
Vendor Total:						909.44
04109	Power Up Batteries LLC.					
Inv# P72676602		241964	P72676602	063.06.2024	60-601-000-53-5315-000C	335.85
Inv# P73259342		241964	P73259342	063.06.2024	60-601-000-53-5315-000C	60.95
Inv# P73285622		241964	P73285622	063.06.2024	60-601-000-53-5315-000C	335.85
Vendor Total:						732.65
04267	Martin Whalen Group Inc					
AGC Clubhouse 062824-072724		242119	70548_0724	071.07.2024	60-611-000-52-5211-0000	19.07
AGC Clubhouse 062824-072724		242119	70549_0724	071.07.2024	60-000-000-52-5211-000C	4.06
Arrowhead- Maintenance 062824-072724		242119	70559_0724	071.07.2024	60-000-000-52-5211-000C	15.60
AGC Clubhouse 062824-072724		242119	70561_0724	071.07.2024	60-612-000-52-5211-000C	12.60
AGC Clubhouse 062824-072724		242119	70563_0724	071.07.2024	60-601-000-52-5211-000C	4.54
AGC 062824-072724		242119	MW82279_0724	071.07.2024	60-000-000-52-5211-000C	628.52
Vendor Total:						684.39
04296	Culligan DuPage Soft Water Service Inc					
Arrowhead Salt Delivery June 2024		242086	261958_0624S	071.07.2024	60-612-000-52-5210-000C	64.75
Arrowhead Drinking Water June 2024		242086	261958_0624W	071.07.2024	60-000-000-52-5210-000C	111.35
Arrowhead Annual Cooler Rental July 2024		242086	261958_0724R	071.07.2024	60-000-000-52-5210-000C	18.00
Arrowhead Softner Rental July 2024		242086	261958_0724RS	071.07.2024	60-612-000-52-5210-000C	106.00
Vendor Total:						300.10
04508	Get Fresh Produce Inc.					
CM# 00543053 Produce		242100	00543053	071.07.2024	60-000-000-14-1413-000C	-32.50
Inv# 04707810 Produce		241809	04707810	062.06.2024	60-000-000-14-1413-000C	399.00
Inv# 04707810 Dairy		241809	04707810	062.06.2024	60-000-000-14-1414-000C	15.70
Inv# 04707810 General Grocery		241809	04707810	062.06.2024	60-000-000-14-1415-000C	89.85
Inv# 04707810 Meat		241809	04707810	062.06.2024	60-000-000-14-1411-000C	101.20
Inv# 04709631 Produce		241809	04709631	062.06.2024	60-000-000-14-1413-000C	250.50
Inv# 04709631 Dairy		241809	04709631	062.06.2024	60-000-000-14-1414-000C	170.90
Inv# 04710770 Dairy		241809	04710770	062.06.2024	60-000-000-14-1414-000C	243.11
Inv# 04710770 General Grocery		241809	04710770	062.06.2024	60-000-000-14-1415-000C	58.60
Inv# 04710770 Produce		241809	04710770	062.06.2024	60-000-000-14-1413-000C	529.80
Inv# 04711723 Dairy		241809	04711723	062.06.2024	60-000-000-14-1414-000C	397.90
Inv# 04711723 Produce		241809	04711723	062.06.2024	60-000-000-14-1413-000C	571.40
Inv# 04712798 Dairy		241809	04712798	062.06.2024	60-000-000-14-1414-000C	124.40
Inv# 04712798 Dairy		241809	04712798	062.06.2024	60-000-000-14-1414-000C	351.45
Inv# 04713777 Dairy		241809	04713777	062.06.2024	60-000-000-14-1414-000C	345.79
Inv# 04713777 General Grocery		241809	04713777	062.06.2024	60-000-000-14-1415-000C	58.60
Inv# 04713777 Meat		241809	04713777	062.06.2024	60-000-000-14-1411-000C	101.20
Inv# 04713777 Produce		241809	04713777	062.06.2024	60-000-000-14-1413-000C	1,069.95
Inv# 04715416 Dairy		241931	04715416	063.06.2024	60-000-000-14-1414-000C	780.63
Inv# 04715416 Produce		241931	04715416	063.06.2024	60-000-000-14-1413-000C	681.26
Inv# 04716696 Produce		241931	04716696	063.06.2024	60-000-000-14-1413-000C	273.10
Inv# 04716696 Dairy		241931	04716696	063.06.2024	60-000-000-14-1414-000C	61.23
Inv# 04717827 Dairy		241931	04717827	063.06.2024	60-000-000-14-1414-000C	284.15
Inv# 04717827 Produce		241931	04717827	063.06.2024	60-000-000-14-1413-000C	649.90
Inv# 04718559 Produce		241931	04718559	063.06.2024	60-000-000-14-1413-000C	441.75
Inv# 04719793 Produce		241931	04719793	063.06.2024	60-000-000-14-1413-000C	1,118.75

Fund **Description**
Vendor No **Vendor Name**

Line Item Description	Check No	Invoice Number	Batch Number	GL Account Number	Amount
Inv# 04719793 Dairy	241931	04719793	063.06.2024	60-000-000-14-1414-000C	249.76
Inv# 04720835 Dairy	241931	04720835	063.06.2024	60-000-000-14-1414-000C	460.27
Inv# 04720835 Produce	241931	04720835	063.06.2024	60-000-000-14-1413-000C	1,129.05
Inv# 04720835 Meat	241931	04720835	063.06.2024	60-000-000-14-1411-000C	99.20
Inv# 04722325 Dairy	242028	04722325	064.06.2024	60-000-000-14-1414-000C	565.05
Inv# 04722325 Produce	242028	04722325	064.06.2024	60-000-000-14-1413-000C	110.55
Inv# 04723528 Produce	242028	04723528	064.06.2024	60-000-000-14-1413-000C	510.85
Inv# 04723528 Dairy	242028	04723528	064.06.2024	60-000-000-14-1414-000C	281.90
Inv# 04724766 Dairy	242028	04724766	064.06.2024	60-000-000-14-1414-000C	33.20
Inv# 04724766 Produce	242028	04724766	064.06.2024	60-000-000-14-1413-000C	353.66
Inv# 04725943 Dairy	242100	04725943	071.07.2024	60-000-000-14-1414-000C	174.55
Inv# 04725943 Produce	242100	04725943	071.07.2024	60-000-000-14-1413-000C	175.40
Inv# 04727065 Produce	242028	04727065	064.06.2024	60-000-000-14-1413-000C	1,319.60
Inv# 04727065 Dairy	242028	04727065	064.06.2024	60-000-000-14-1414-000C	222.53
Inv# 04730540 Dairy	242028	04730540	064.06.2024	60-000-000-14-1414-000C	240.59
Inv# 04730540 Produce	242028	04730540	064.06.2024	60-000-000-14-1413-000C	545.75
Inv# 04732085 Dairy	242100	04732085	071.07.2024	60-000-000-14-1414-000C	382.65
Inv# 04732085 Produce	242100	04732085	071.07.2024	60-000-000-14-1413-000C	697.20
Inv# 04732477 Dairy	242100	04732477	071.07.2024	60-000-000-14-1414-000C	51.25
Inv# 04733184 Produce	242100	04733184	071.07.2024	60-000-000-14-1413-000C	589.95
Inv# 04733184 Dairy	242100	04733184	071.07.2024	60-000-000-14-1414-000C	599.12
Inv# 04733184 General Grocery	242100	04733184	071.07.2024	60-000-000-14-1415-000C	58.60
Inv# 04734525 Produce	242100	04734525	071.07.2024	60-000-000-14-1413-000C	386.95
Inv# 04734525 Dairy	242100	04734525	071.07.2024	60-000-000-14-1414-000C	168.30
Inv# 04735328 Dairy	242100	04735328	071.07.2024	60-000-000-14-1414-000C	558.37
Inv# 04735328 Produce	242100	04735328	071.07.2024	60-000-000-14-1413-000C	689.30
Inv# 04736460 Dairy	242100	04736460	071.07.2024	60-000-000-14-1414-000C	272.19
Inv# 04736460 Produce	242100	04736460	071.07.2024	60-000-000-14-1413-000C	996.90
Inv# 04737438 Produce	242100	04737438	071.07.2024	60-000-000-14-1413-000C	706.70
Inv# 04737438 Dairy	242100	04737438	071.07.2024	60-000-000-14-1414-000C	383.39
Inv# 04737438 General Grocery	242100	04737438	071.07.2024	60-000-000-14-1415-000C	58.60
Vendor Total:					22,209.00
04888	Feece Oil Company				
172 Gallons of Diesel Fuel	242095	4082800	071.07.2024	60-601-000-53-5348-000C	431.58
688 Gallons of Regular Gasoline	242095	4082804	071.07.2024	60-601-000-53-5348-000C	2,187.53
96 Gallons of Diesel Fuel	242095	4085706	071.07.2024	60-601-000-53-5348-000C	251.45
736 Gallons of Regular Gasoline	242095	4085713	071.07.2024	60-601-000-53-5348-000C	2,415.98
Vendor Total:					5,286.54
05138	Wyatts CO2 & Beer Line Cleaning				
Inv# 34850 Nitro Tanks	241897	34850	062.06.2024	60-612-902-53-5388-000C	80.00
Inv# 35025 Nitro Tanks	241996	35025	063.06.2024	60-612-902-53-5388-000C	80.00
Vendor Total:					160.00
05532	Berg Engineering Consultants Ltd.				
Inv# 16533 Phase 3 Construction Documents	242008	16533	064.06.2024	60-000-000-57-5701-000C	4,950.00
Vendor Total:					4,950.00
05540	Performance Chemical & Supply				
Inv# 304063	241962	304063	063.06.2024	60-612-000-53-5316-000C	889.50
Vendor Total:					889.50
05765	Luetkehans, Phillip				
Cosley Parking Lot Expansion through May 17 2	241841	10	062.06.2024	60-000-000-52-5207-000C	9,485.04
Cosley Parking Lot through 06/10/24	241948	11	063.06.2024	60-000-000-52-5207-000C	12,559.98
General Matters through May 17 2024	241841	82	062.06.2024	60-000-000-52-5207-000C	1,267.00

Fund	Description	Check No	Invoice Number	Batch Number	GL Account Number	Amount
Vendor No	Vendor Name					
Line Item Description		Check No	Invoice Number	Batch Number	GL Account Number	Amount
General Matters through 06/10/24		241948	83	063.06.2024	60-000-000-52-5207-000C	2,184.00
					Vendor Total:	25,496.02
05811 L& M Greenhouses		241831	2664	062.06.2024	60-101-000-53-5331-000C	5,139.91
AGC Annuals					Vendor Total:	5,139.91
05859 Channel Fore Inc.		242076	AS-2024-2	071.07.2024	60-611-415-54-5426-000C	1,495.00
Golf Show Advertising					Vendor Total:	1,495.00
06027 DeEtta's Bakery Inc		241796	5094	062.06.2024	60-612-901-52-5292-000C	125.00
Inv# 5094 Event Desserts		241921	5099	063.06.2024	60-612-901-52-5292-000C	750.00
Inv# 5099 Event Desserts		241921	5103	063.06.2024	60-612-901-52-5292-000C	160.00
Inv# 5103 Event Desserts		241921	5106	063.06.2024	60-612-901-52-5292-000C	650.00
Inv# 5106 Event Desserts		241921	5115	063.06.2024	60-612-901-52-5292-000C	410.00
Inv# 5115 Event Desserts		241921	5125	063.06.2024	60-612-901-52-5292-000C	60.00
Inv# 5125 Event Desserts		242020	5132	064.06.2024	60-612-901-52-5292-000C	410.00
Inv# 5132 Event Desserts		242020	5133	064.06.2024	60-612-901-52-5292-000C	34.84
Inv# 5133 Event Desserts		242020	5139	064.06.2024	60-612-901-52-5292-000C	1,002.00
Inv# 5139 Event Desserts		242087	5154	071.07.2024	60-612-901-52-5292-000C	1,505.00
Inv# 5154 Event Desserts		242087	5171	071.07.2024	60-612-901-52-5292-000C	200.00
Inv# 5171 Event Desserts					Vendor Total:	5,306.84
06250 LRS Holdings LLC		241840	47783.1 AGC_0624	062.06.2024	60-000-000-52-5263-000C	415.00
AGC Clubhouse 060124-063024		242118	47783.1 AGC_0724	071.07.2024	60-000-000-52-5263-000C	315.00
AGC Clubhouse 070124-073124					Vendor Total:	730.00
06308 Westlake Hardware Inc		242160	12611413	071.07.2024	60-000-000-53-5313-000C	18.97
Inv# 12611413		242160	12611416	071.07.2024	60-601-000-53-5315-000C	53.93
Inv# 12611416		242160	12611427	071.07.2024	60-601-000-53-5335-000C	16.99
Fertilizer for Flower Pots		242160	12611451	071.07.2024	60-612-000-54-5441-000C	13.18
Inv# 12611451		242160	12611556	071.07.2024	60-601-000-53-5343-000C	95.96
Watering Cans and Tie Down Straps					Vendor Total:	199.03
06542 Peerless Network Inc		241960	66174_0724	063.06.2024	60-000-000-52-5262-000C	109.17
AGC 061524-071424					Vendor Total:	109.17
06626 Cozzini Bros, Inc.		241793	C15822391	062.06.2024	60-612-000-52-5210-000C	50.60
Inv# C15822391 Cutlery Service		242019	C15931261	064.06.2024	60-612-000-52-5210-000C	50.60
Inv# C15931261 Cutlery Service					Vendor Total:	101.20
06640 Yamaha Motor Finance Corporation U.S.A.		241998	844264	063.06.2024	60-611-000-52-5211-0000	7,882.60
July GPS Lease					Vendor Total:	7,882.60
06670 Brinks Incorporated		241778	12627715	062.06.2024	60-000-000-52-5214-000C	156.28
06/2024 Armored Services for AGC					Vendor Total:	156.28
06687 Van-Lang Enterprises						

Fund **Description**
Vendor No **Vendor Name**

Line Item Description	Check No	Invoice Number	Batch Number	GL Account Number	Amount
Inv# 317102 General Grocery	241885	317102	062.06.2024	60-000-000-14-1415-000C	712.00
Inv# 317192 General Grocery	241987	317192	063.06.2024	60-000-000-14-1415-000C	1,542.00
Inv# 317313 General Grocery	241987	317313	063.06.2024	60-000-000-14-1415-000C	2,122.00
Inv# 317402 General Grocery	242056	317402	064.06.2024	60-000-000-14-1415-000C	1,026.00
Inv# 317467 General Grocery	242056	317467	064.06.2024	60-000-000-14-1415-000C	698.00
Inv# 317497 General Grocery	242154	317497	071.07.2024	60-000-000-14-1415-000C	936.00
Inv# 371551 General Grocery	242154	317551	071.07.2024	60-000-000-14-1415-000C	568.00
Vendor Total:					7,604.00
06805	A Posh Production				
Inv# 213404 Event Drapes and Linen	242062	213404	071.07.2024	60-612-901-52-5292-000C	1,450.00
Inv# 213490 Event Drapes and Linen	242062	213490	071.07.2024	60-612-901-52-5292-000C	600.00
Inv# 213702 Event Drapes and Linen	242062	213702	071.07.2024	60-612-901-52-5292-000C	818.00
Inv# 213805 Event Drapes and Linen	242062	213805	071.07.2024	60-612-901-52-5292-000C	1,610.00
Inv# 213808 Event Drapes and Linen	242062	213808	071.07.2024	60-612-901-52-5292-000C	1,890.00
Inv# 213821 Event Drapes and Linen	242062	213821	071.07.2024	60-612-901-52-5292-000C	2,010.00
Inv# 213822 Event Drapes and Linen	242062	213822	071.07.2024	60-612-901-52-5292-000C	650.00
Inv# 213823 Event Drapes and Linen	242062	213823	071.07.2024	60-612-901-52-5292-000C	1,600.00
Inv# 213824 Event Drapes and Linen	242062	213824	071.07.2024	60-612-901-52-5292-000C	1,600.00
Inv# 213830 Event Drapes and Linen	242062	213830	071.07.2024	60-612-901-52-5292-000C	2,010.00
Vendor Total:					14,238.00
06940	Advocate Health and Hospitals Corporation				
Back Evaluations	242002	858301	064.06.2024	60-418-902-52-5208-000C	330.00
Back Evaluations	242002	858301	064.06.2024	60-418-912-52-5208-000C	198.00
Vendor Total:					528.00
06960	Campagna-Turano Bakery Inc.				
Inv# 118021265 General Grocery	241781	118021265	062.06.2024	60-000-000-14-1415-000C	260.64
Inv# 118021330 General Grocery	241781	118021330	062.06.2024	60-000-000-14-1415-000C	186.35
Inv# 118021359 General Grocery	241781	118021359	062.06.2024	60-000-000-14-1415-000C	131.67
Inv# 118021402 General Grocery	241781	118021402	062.06.2024	60-000-000-14-1415-000C	300.05
Inv# 118021429 General Grocery	241910	118021429	063.06.2024	60-000-000-14-1415-000C	206.77
Inv# 118021464 General Grocery	241910	118021464	063.06.2024	60-000-000-14-1415-000C	74.23
Inv# 118021530 General Grocery	241910	118021530	063.06.2024	60-000-000-14-1415-000C	175.64
Inv# 118021569 General Grocery	241910	118021569	063.06.2024	60-000-000-14-1415-000C	210.04
Inv# 118021607 General Grocery	241910	118021607	063.06.2024	60-000-000-14-1415-000C	240.91
Inv# 118021634 General Grocery	242010	118021634	064.06.2024	60-000-000-14-1415-000C	79.99
Inv# 118021672 General Grocery	242010	118021672	064.06.2024	60-000-000-14-1415-000C	220.27
Inv# 118021734 General Grocery	242073	118021734	071.07.2024	60-000-000-14-1415-000C	116.42
Inv# 118021771 General Grocery	242010	118021771	064.06.2024	60-000-000-14-1415-000C	203.10
Inv# 118021803 General Grocery	242010	118021803	064.06.2024	60-000-000-14-1415-000C	344.07
Inv# 118021832 General Grocery	242073	118021832	071.07.2024	60-000-000-14-1415-000C	221.37
Inv# 118021866 General Grocery	242073	118021866	071.07.2024	60-000-000-14-1415-000C	258.12
Inv# 118021926 General Grocery	242073	118021926	071.07.2024	60-000-000-14-1415-000C	137.14
Inv# 118021962 General Grocery	242073	118021962	071.07.2024	60-000-000-14-1415-000C	150.27
Inv# 118021997 General Grocery	242073	118021997	071.07.2024	60-000-000-14-1415-000C	498.68
Inv# 9020003222 General Grocery	241910	9020003222	063.06.2024	60-000-000-14-1415-000C	83.30
Vendor Total:					4,099.03
06973	Revels Turf and Tractor, LLC				
Inv# 309017	242138	309017	071.07.2024	60-601-000-53-5315-000C	313.83
Vendor Total:					313.83
06999	Reliable Fire Equipment Co.				
Inv# 105602	242137	105602	071.07.2024	60-000-000-54-5441-000C	562.00

Fund	Description	Check No	Invoice Number	Batch Number	GL Account Number	Amount
Vendor No	Vendor Name					
Line Item Description						
					Vendor Total:	562.00
07006	Dynamic Desserts LLC					
Inv# 1061 Events Desserts		242023	1061-1	064.06.2024	60-612-901-52-5292-000C	1,285.00
					Vendor Total:	1,285.00
07084	O'Toole III, Thomas					
Inv# 54001 Wedding Event Dessert		241850	54001	062.06.2024	60-612-901-52-5292-000C	305.90
Inv# 54231 Wedding Event Dessert		241850	54231	062.06.2024	60-612-901-52-5292-000C	644.00
					Vendor Total:	949.90
07158	Dreyer Clinic, Inc.					
Back Evaluations		242022	858620	064.06.2024	60-418-912-52-5208-000C	132.00
					Vendor Total:	132.00
07159	Xerox Corporation					
AGC Clubhouse 050724-060624		242164	0100160004001_062	071.07.2024	60-000-000-52-5211-000C	523.50
					Vendor Total:	523.50
07188	L&FF LLC					
Inv# 1580 Events Desserts		241832	1580	062.06.2024	60-612-901-52-5292-000C	139.00
Inv# 1618 Events Desserts		241832	1618	062.06.2024	60-612-901-52-5292-000C	66.60
Inv# 1626 Event Desserts		241832	1626	062.06.2024	60-612-901-52-5292-000C	625.00
					Vendor Total:	830.60
07239	Hurley, Peter G.					
Mileage Reimbursement for May 2024		241825	053124	062.06.2024	60-000-000-54-5422-000C	39.53
					Vendor Total:	39.53
07252	Curry, Sean					
Reimbursement for Special Event Non-Alcoholic		241794	060724	062.06.2024	60-000-000-14-1416-000C	63.91
					Vendor Total:	63.91
07280	Simplot AB Retail Inc.					
July 2024 T-Pass		242145	070124	071.07.2024	60-601-000-53-5335-000C	20,338.63
					Vendor Total:	20,338.63
07304	Da Silva, Ivone K					
05-12-24 Mothers Day Floral		241795	AGC-MDay-05-12-	062.06.2024	60-612-901-52-5292-000C	790.00
					Vendor Total:	790.00
07420	Restaurant Technologies Inc					
Inv# 19100376 Oil Program		241966	19100376	063.06.2024	60-612-000-52-5210-000C	348.21
Inv# 19141283 Oil		242047	19141283	064.06.2024	60-612-902-53-5388-000C	937.05
					Vendor Total:	1,285.26
07432	We Grow Dreams Inc.					
Annual Plants for District		241991	18-11420	063.06.2024	60-101-000-53-5331-000C	1,553.05
					Vendor Total:	1,553.05
07440	Holub, Dale					
Inv# 00001 Photobooth Rental		242108	00001	071.07.2024	60-612-901-52-5292-000C	900.00
					Vendor Total:	900.00
07463	Vestis Group, Inc.					
Inv# 6030291386 Banquet Linen		241887	6030291386	062.06.2024	60-612-901-52-5222-000C	595.00

Fund	Description	Check No	Invoice Number	Batch Number	GL Account Number	Amount
Vendor No	Vendor Name					
Line Item Description		Check No	Invoice Number	Batch Number	GL Account Number	Amount
Inv# 6030291386	Restuaurant Linen	241887	6030291386	062.06.2024	60-612-902-52-5222-000C	103.40
Inv# 6030294160	Restaurant Linen	241887	6030294160	062.06.2024	60-612-902-52-5222-000C	103.50
Inv# 6030294160	Banquet Linen	241887	6030294160	062.06.2024	60-612-901-52-5222-000C	697.00
Inv# 6030296587	Banquet Linen	241988	6030296587	063.06.2024	60-612-901-52-5222-000C	697.00
Inv# 6030296587	Restaurant Linen	241988	6030296587	063.06.2024	60-612-902-52-5222-000C	103.50
Inv# 6030298964	Restaurant Linen	242057	6030298964	064.06.2024	60-612-902-52-5222-000C	103.50
Inv# 6030298964	Banquet Linen	242057	6030298964	064.06.2024	60-612-901-52-5222-000C	697.00
Inv# 6030300895	Banquet Linen	242158	6030300895	071.07.2024	60-612-901-52-5222-000C	695.00
Inv# 6030300895	Restaurant Linen	242158	6030300895	071.07.2024	60-612-902-52-5222-000C	105.50
Vendor Total:						3,900.40
07512	RKM Fireworks Company Inc					
Fireworks Display for Weddings		242139	061924	071.07.2024	60-612-901-52-5292-000C	7,000.00
Vendor Total:						7,000.00
Fund Total:						337,099.41
70	Information Technology					
01006	Vermont Systems Inc					
Phone Training		241886	VS-000379	062.06.2024	70-000-000-52-5240-000C	350.00
PPF Access Control Setup		242157	VS013185	071.07.2024	70-000-000-52-5240-000C	525.00
Vendor Total:						875.00
05743	Advanced Intelligence Engineering					
Blanchard Building Network - Project Labor		241766	14066	062.06.2024	70-000-000-52-5240-000C	1,425.00
CC Maintenance Office Additional Workstation		241766	14069	062.06.2024	70-000-000-53-5305-000C	986.82
Monthly Support June 2024		241766	14074	062.06.2024	70-000-000-52-5240-000C	20,826.40
Laptop Dock		241766	14090	062.06.2024	70-000-000-53-5305-000C	195.01
Monitors for Golf Pro		242001	14129	064.06.2024	70-000-000-53-5305-000C	238.10
Zoo Admissions POS Cash Drawer and Receipt		242063	14138	071.07.2024	70-000-000-53-5305-000C	333.90
Vendor Total:						24,005.23
05744	OpenGov Inc.					
OpenGov 2024 Annual Subscription		241852	INV13630	062.06.2024	70-000-000-52-5240-000C	7,717.50
Vendor Total:						7,717.50
Fund Total:						32,597.73
75	Health Insurance					
00270	Flexible Benefit Service Corp.					
Flex/Cobra Admin Fees May 2024		241928	FBS-949655	063.06.2024	75-000-000-52-5274-000C	60.00
Vendor Total:						60.00
06726	Dearborn Life Insurance Company					
WDSRA% Insurance July 2024		241920	F024990-1 0724	063.06.2024	75-000-000-12-1222-000C	12.92
Foundation% Insurance July 2024		241920	F024990-1 0724	063.06.2024	75-000-000-12-1221-000C	6.48
GTL Insurance July 2024		241920	F024990-1 0724	063.06.2024	75-000-000-52-5230-000C	2,233.30
Vision Insurance July 2024		241920	F024990-1 0724	063.06.2024	75-000-000-52-5231-000C	1,256.23
Retiree Vision Insurance July 2024		241920	F024990-1 0724	063.06.2024	75-000-000-21-2137-000C	38.64
EAP for July 2024		241920	F024990-2 0724	063.06.2024	75-000-000-52-5231-000C	637.44
Vendor Total:						4,185.01
Fund Total:						4,245.01

Fund	Description
Vendor No	Vendor Name

Line Item Description	Check No	Invoice Number	Batch Number	GL Account Number	Amount
------------------------------	-----------------	-----------------------	---------------------	--------------------------	---------------

Report Total:

2,118,586.31

Accounts Payable

Checks Approval Document



User: rtucker
Printed: 7/9/2024 - 2:25 PM


Wheaton Park District

Board of Commissioners Report From the Period Beginning June 12, 2024 and Ending July 09, 2024.


Fund	Description	Amount
10	General	179,536.29
20	Recreation	81,243.99
22	Cosley Zoo	8,108.59
23	Liability	1,996.76
26	IMRF	56,457.94
40	Capital Projects	57,123.45
60	Golf Fund	117,075.57
70	Information Technology	706.37
75	Health Insurance	178,595.71
Report Total:		680,844.67

To the Board of Commissioners

The payment of the above listed accounts has been accepted by the Park District Board of Commissioners at their meeting held on July 17, 2024.



(Treasurer)



(Secretary)

Accounts Payable

Checks Approval List

User: rtucker
 Printed: 7/9/2024 - 2:31 PM



Wheaton Park District

Board of Commissioners Report From the Period Beginning June 12, 2024 and Ending July 09, 2024.

Fund	Description	Vendor No	Vendor Name	Line Item Description	Check No	Invoice Number	Batch Number	GL Account Number	Amount
10	General								
00269	Euclid Beverage								
SES 2024		167708	W-3971222			162.06.2024		10-000-416-53-5346-190€	6,136.40
Vendor Total:									6,136.40
00309	Ortiz, Gabriel								
Go 4 It Entertainment July 3rd Fireworks Perfor		167761	070324			164.06.2024		10-000-416-52-5241-190€	1,000.00
Go 4 It Entertainment July 4 2024 Performance		167762	070424			164.06.2024		10-000-416-52-5241-190€	700.00
Vendor Total:									1,700.00
00465	I.M.R.F.								
05/2024 IMRF		0	636763-D7Z9			141.06.2024		10-000-000-21-2124-000€	52,976.95
05/2024 IMRF		0	636763-D7Z9			141.06.2024		10-000-000-21-2123-000€	21,165.02
05/2024 IMRF		0	669529-Y4Q3			141.06.2024		10-000-000-21-2124-000€	2,374.51
05/2024 IMRF		0	679247-R3S5			141.06.2024		10-000-000-21-2124-000€	732.85
Vendor Total:									77,249.33
00766	Pre-Paid Legal Service Inc								
06/24 Pre-Paid Legal		0	063024			141.06.2024		10-000-000-21-2127-000€	295.34
Vendor Total:									295.34
01006	Vermont Systems Inc								
05/24 Merchant CC Processing Fees		0	053124			141.06.2024		10-000-000-52-5239-000€	34.41
05/24 Merchant CC Processing Fees		0	053124			141.06.2024		10-000-416-52-5239-190€	290.31
05/24 Merchant CC Processing Fees		0	053124			141.06.2024		10-101-000-52-5239-000€	296.39
Vendor Total:									621.11
01048	Community Unit School District 200								
Honorarium July 4th Parade		167751	070424			164.06.2024		10-000-416-52-5241-190€	500.00
Vendor Total:									500.00
01091	Aflac								
June 2024 Aflac		0	546533			141.06.2024		10-000-000-21-2131-000€	263.06
June 2024 Aflac		0	546533			141.06.2024		10-000-000-21-2132-000€	151.56
Vendor Total:									414.62
02412	Milton Township								
CERT Donation - Summer Entertainment Series		167759	062724			164.06.2024		10-000-416-52-5241-190€	750.00
Vendor Total:									750.00
03829	Texas Life Insurance Company								
Texas Life Insurance June 2024		0	SB08FS202406130			141.06.2024		10-000-000-21-2130-000€	171.72
Vendor Total:									171.72
04121	UMB Bank N.A.								
WSJ Subscription for June 2024		0	0082_2405280000			171.06.2024		10-419-000-54-5425-000€	38.99
Sign Shop Supplies		0	0118_2405030000			171.06.2024		10-101-000-53-5314-000€	3,429.53

Fund	Description	Vendor No	Vendor Name	Line Item Description	Check No	Invoice Number	Batch Number	GL Account Number	Amount
	Sign Shop Supplies				0	0118_2405070000	171.06.2024	10-101-000-53-5314-000C	581.06
	Sign Shop Supplies				0	0118_2405080000	171.06.2024	10-101-000-53-5314-000C	314.50
	Sign Shop Supplies				0	0118_2405090000	171.06.2024	10-101-000-53-5314-000C	142.51
	Sign Shop Supplies				0	0118_2405290000	171.06.2024	10-101-000-53-5314-000C	126.13
	Butter Making Supplies for School Program				0	0140_2405160000	171.06.2024	10-430-000-53-5302-1108	17.85
	Pickleball Gate				0	0182_2405010000	171.06.2024	10-101-000-53-5308-000C	45.90
	Pickleball Gate				0	0182_2405010000	171.06.2024	10-101-000-53-5308-000C	42.40
	Pickleball Gate				0	0182_2405010000	171.06.2024	10-101-000-53-5308-000C	-45.90
	Blanchard				0	0182_2405020000	171.06.2024	10-101-000-53-5334-000C	159.22
	Ant Powder for Clocktower				0	0182_2405030000	171.06.2024	10-101-000-53-5316-000C	32.83
	Gloves				0	0182_2405040000	171.06.2024	10-101-000-53-5316-000C	116.34
	Gloves				0	0182_2405050000	171.06.2024	10-101-000-53-5316-000C	75.44
	Locks for Vending Supplies				0	0182_2405050000	171.06.2024	10-101-000-53-5334-000C	37.99
	Sign for Hurley Water Feature				0	0182_2405050000	171.06.2024	10-101-000-53-5334-000C	8.84
	Toilet Paper Roll Dispenser				0	0182_2405070000	171.06.2024	10-101-000-53-5316-000C	159.96
	Cream of Wheaton Supplies				0	0182_2405090000	171.06.2024	10-101-000-53-5312-000C	302.27
	Cream of Wheaton Supplies				0	0182_2405120000	171.06.2024	10-101-000-53-5312-000C	837.90
	Refund for Toilet Paper Roll Dispenser				0	0182_2405130000	171.06.2024	10-101-000-53-5316-000C	-102.45
	Cream of Wheaton Supplies				0	0182_2405130000	171.06.2024	10-101-000-53-5347-000C	20.96
	Cream of Wheaton Supplies				0	0182_2405130000	171.06.2024	10-101-000-53-5334-000C	20.86
	Cream of Wheaton Supplies				0	0182_2405150000	171.06.2024	10-101-000-53-5334-000C	85.47
	Bandshell Microphone Stands				0	0182_2405210000	171.06.2024	10-101-000-53-5312-000C	39.12
	MLC Railing				0	0182_2405220000	171.06.2024	10-101-000-53-5314-000C	479.93
	Key Blanks for Stock				0	0182_2405230000	171.06.2024	10-101-000-53-5334-000C	85.00
	Supplies				0	0182_2405230000	171.06.2024	10-101-000-53-5302-000C	26.59
	Water Spigot Keys				0	0182_2405250000	171.06.2024	10-101-000-53-5345-000C	34.53
	Latch for Back Gate				0	0182_2405250000	171.06.2024	10-101-000-53-5308-000C	67.75
	PSC Stock				0	0182_2405300000	171.06.2024	10-101-000-53-5316-000C	190.72
	Cream of Wheaton Supplies				0	0182_2405300000	171.06.2024	10-101-000-53-5334-000C	6.36
	Staff Employee Relations				0	0208_2405030000	171.06.2024	10-101-000-53-5302-000C	499.50
	NRPA Conference Tickets				0	0256_2405130000	171.06.2024	10-000-000-54-5432-000C	463.33
	NRPA Conference Tickets				0	0256_2405130000	171.06.2024	10-000-000-54-5432-000C	463.34
	NRPA Conference Tickets				0	0256_2405130000	171.06.2024	10-101-000-54-5432-000C	695.00
	NRPA Conference Tickets				0	0256_2405130000	171.06.2024	10-000-415-54-5432-000C	695.00
	Pelican Subscription				0	0314_2405010000	171.06.2024	10-101-856-52-5211-000C	56.81
	Sign Shop Supplies				0	0314_2405070000	171.06.2024	10-101-000-53-5314-000C	144.74
	First Aid Supplies				0	0314_2405110000	171.06.2024	10-101-000-53-5303-000C	31.64
	Breakroom Supplies				0	0314_2405110000	171.06.2024	10-101-000-53-5302-000C	48.95
	Garbage Bags				0	0314_2405120000	171.06.2024	10-101-000-53-5316-000C	89.82
	Safety Glasses				0	0314_2405120000	171.06.2024	10-101-000-53-5330-000C	57.68
	Sting Relief Swabs				0	0314_2405140000	171.06.2024	10-101-000-53-5303-000C	33.60
	Respirator Cartridges				0	0314_2405160000	171.06.2024	10-101-000-53-5303-000C	94.45
	Office Supplies				0	0314_2405170000	171.06.2024	10-101-000-53-5302-000C	49.98
	Office Supplies				0	0314_2405200000	171.06.2024	10-101-000-53-5302-000C	7.59
	Sunscreen				0	0314_2405200000	171.06.2024	10-101-000-53-5303-000C	81.35
	IPass Replenish				0	0314_2405280000	171.06.2024	10-000-415-54-5425-000C	3.80
	IPass Replenish				0	0314_2405280000	171.06.2024	10-101-000-53-5348-000C	27.25
	Cream of Wheaton Tents				0	0314_2405290000	171.06.2024	10-101-000-53-5314-000C	267.99
	Garbage Cans				0	0314_2405300000	171.06.2024	10-101-000-53-5316-000C	249.67
	Cream of Wheaton Supplies				0	0314_2405300000	171.06.2024	10-101-000-53-5314-000C	417.54
	Breakroom Supplies				0	0314_2405310000	171.06.2024	10-101-000-53-5302-000C	28.96
	Krazy Glue				0	0314_2406010000	171.06.2024	10-101-000-53-5314-000C	63.08
	Uniform Shirts				0	0348_2405020000	171.06.2024	10-101-000-53-5330-000C	67.95
	Parks Job Posting				0	0470_2405020000	171.06.2024	10-418-000-54-5426-000C	165.00
	Keurig Coffee				0	0736_2405170000	171.06.2024	10-000-856-53-5302-000C	47.57
	Keurig Coffee				0	0736_2405300000	171.06.2024	10-000-856-53-5302-000C	63.95
	Mailing Labels				0	0744_2405250000	171.06.2024	10-000-415-53-5302-000C	47.98
	Locks				0	0827_2405030000	171.06.2024	10-101-000-53-5334-000C	12.99

Fund	Description	Vendor No	Vendor Name	Line Item Description	Check No	Invoice Number	Batch Number	GL Account Number	Amount
	Brake Cleaning Kit				0	0827_2405090000	171.06.2024	10-101-000-53-5345-000C	22.33
	Machinery Supplies				0	0827_2405230000	171.06.2024	10-101-000-53-5315-000C	449.48
	Gas Caddy				0	0827_2405280000	171.06.2024	10-101-000-53-5315-000C	45.44
	Machinery Supplies				0	0827_2405310000	171.06.2024	10-101-000-53-5315-000C	309.96
	Custodial Supplies				0	0850_2405040000	171.06.2024	10-101-856-53-5316-000C	128.32
	Summer Concerts Supplies				0	0876_2405030000	171.06.2024	10-000-416-53-5346-190E	969.88
	Summer Concerts Supplies				0	0876_2405080000	171.06.2024	10-000-416-53-5346-190E	456.19
	Summer Concerts Supplies				0	0876_2405090000	171.06.2024	10-000-416-53-5346-190E	25.38
	Summer Concert Supplies				0	0876_2405140000	171.06.2024	10-000-416-53-5346-190E	235.18
	Summer Concerts Supplies				0	0876_2405150000	171.06.2024	10-000-416-53-5346-190E	162.44
	Summer Concerts Supplies				0	0876_2405210000	171.06.2024	10-000-416-53-5346-190E	38.22
	Summer Concerts Supplies				0	0876_2405220000	171.06.2024	10-000-416-53-5346-190E	59.89
	City of Wheaton - Memorial Park Liquor Permit				0	0876_2405220000	171.06.2024	10-000-416-52-5241-190C	50.00
	Room Darkening Curtains				0	0876_2405240000	171.06.2024	10-000-415-53-5302-000C	19.35
	Summer Concert Supplies				0	0876_2405240000	171.06.2024	10-000-416-53-5346-190E	54.00
	Architectural Exhibit Reproduction				0	0884_2405010000	171.06.2024	10-430-000-53-5302-1107	9.00
	NAGPRA Workshop Fee				0	0884_2405150000	171.06.2024	10-000-000-54-5432-000C	25.00
	Exhibit Backdrops				0	0884_2405230000	171.06.2024	10-430-000-53-5302-1107	233.07
	NRA Show Ticket				0	0892_2405060000	171.06.2024	10-000-000-54-5401-000C	56.67
	NRA Show Ticket				0	0892_2405060000	171.06.2024	10-000-000-54-5401-000C	56.66
	Google Monthly Subscription				0	0959_2405020000	171.06.2024	10-000-415-54-5425-000C	9.99
	Office Supplies				0	0959_2405220000	171.06.2024	10-000-415-53-5302-000C	68.66
	WP Engine 05/24/24-06/24/24				0	0959_2405250000	171.06.2024	10-000-415-54-5425-000C	850.00
	Flag Tags for Field of Honor				0	0959_2405300000	171.06.2024	10-000-416-53-5346-190E	422.39
	Summer Concerts Supplies				0	3761_2405060000	171.06.2024	10-000-416-53-5346-190E	410.00
	Refund of Bubble Machine for Superhero Fun R				0	3761_2405060000	171.06.2024	10-000-416-53-5346-190E	-33.72
	IPRA Membership				0	3761_2405080000	171.06.2024	10-000-415-54-5425-000C	265.00
	Refund for Superhero Fun Run 2024 Supplies				0	3761_2405080000	171.06.2024	10-000-416-53-5346-190E	-50.97
	Refund of Superhero Fun Run 2024 Supplies				0	3761_2405080000	171.06.2024	10-000-416-53-5346-190E	-121.12
	Summer Concerts Supplies				0	3761_2405110000	171.06.2024	10-000-416-53-5346-190E	60.44
	IPRA Registration				0	3761_2405150000	171.06.2024	10-000-415-54-5432-000C	75.00
	4th of July Supplies				0	3761_2405230000	171.06.2024	10-000-416-53-5346-190E	300.00
	Rotary Club of Wheaton Golf Outing				0	4600_2405080000	171.06.2024	10-000-000-54-5438-000C	345.43
	New Commissioner Name Plates/Name Tags				0	4600_2405080000	171.06.2024	10-000-000-54-5401-000C	31.67
	Ex Asst NRPA CPRP Renewal				0	4600_2405090000	171.06.2024	10-000-000-54-5432-000C	23.33
	Wheaton Lions Golf Outing Foursomes				0	4600_2405140000	171.06.2024	10-000-000-54-5438-000C	733.33
	Hardware Supplies				0	8372_2405090000	171.06.2024	10-101-000-53-5334-000C	47.24
	Electrical Supplies				0	9193_2405010000	171.06.2024	10-101-000-53-5312-000C	11.96
	Girl Scout Cabin Roof				0	9193_2405020000	171.06.2024	10-101-000-53-5314-000C	119.08
	7 Gables Solar Pole				0	9193_2405030000	171.06.2024	10-101-000-53-5312-000C	743.81
	Screws				0	9193_2405030000	171.06.2024	10-101-000-53-5334-000C	86.37
	Cream of Wheaton Supplies				0	9193_2405080000	171.06.2024	10-101-000-53-5312-000C	251.28
	Cosley Zoo TV Cabinet Venting				0	9193_2405090000	171.06.2024	10-101-000-53-5334-000C	30.96
	Cream of Wheaton Supplies				0	9193_2405110000	171.06.2024	10-101-000-53-5312-000C	264.26
	Cream of Wheaton Supplies				0	9193_2405110000	171.06.2024	10-101-000-53-5312-000C	149.58
	Cream of Wheaton Supplies				0	9193_2405140000	171.06.2024	10-101-000-53-5334-000C	167.37
	Electrical Supplies				0	9193_2405150000	171.06.2024	10-101-000-53-5312-000C	35.04
	Cream of Wheaton Supplies				0	9193_2405160000	171.06.2024	10-101-000-53-5312-000C	89.76
	Cable Protectors				0	9193_2405170000	171.06.2024	10-101-000-53-5312-000C	192.00
	CDW Electrical Whips				0	9193_2405190000	171.06.2024	10-101-000-53-5312-000C	187.19
	Blanchard Building				0	9193_2405200000	171.06.2024	10-101-000-53-5308-000C	114.21
	Cream of Wheaton Supplies				0	9193_2405290000	171.06.2024	10-101-000-53-5314-000C	39.76
	Lunch for Derby Winners				0	9243_2405290000	171.06.2024	10-000-000-53-5302-000C	36.04
	Lunch for Derby Winners				0	9243_2405290000	171.06.2024	10-000-000-53-5302-000C	91.51
	Flow Sensor				0	9292_2405010000	171.06.2024	10-101-000-53-5311-000C	41.52
	Supplies for HVAC				0	9292_2405030000	171.06.2024	10-101-856-53-5314-000C	450.00
	Screws				0	9292_2405060000	171.06.2024	10-101-000-53-5334-000C	21.66
	Hardware Supplies for Cosley Kiosk				0	9292_2405060000	171.06.2024	10-101-000-53-5334-000C	16.06

Fund Description
Vendor No Vendor Name

Line Item Description	Check No	Invoice Number	Batch Number	GL Account Number	Amount
Electrical Supplies	0	9292_2405080000	171.06.2024	10-101-000-53-5312-000C	28.13
Cream of Wheaton Supplies	0	9292_2405170000	171.06.2024	10-101-000-53-5312-000C	412.07
Extension Ladder	0	9292_2405210000	171.06.2024	10-101-000-53-5345-000C	269.00
Electrical Supplies	0	9292_2405290000	171.06.2024	10-101-000-53-5312-000C	46.82
Cream of Wheaton Supplies	0	9292_2405300000	171.06.2024	10-101-000-53-5312-000C	20.94
Wheaton Chamber Ad	0	9342_2405010000	171.06.2024	10-000-415-54-5426-000C	525.00
Wheaton Chamber of Commerce Luncheon	0	9342_2405060000	171.06.2024	10-000-415-54-5432-000C	35.00
IPRA Registration	0	9342_2405080000	171.06.2024	10-000-415-54-5432-000C	75.00
Soundcloud Monthly Fee	0	9342_2405080000	171.06.2024	10-000-415-54-5425-000C	16.00
Marketing	0	9342_2405160000	171.06.2024	10-000-415-54-5438-000C	280.33
Vendor Total:					24,045.95
04287 Global Payments Inc					
05/24 Merchant CC Processing Fees	0	053124	141.06.2024	10-000-000-20-2011-000C	70.00
05/24 Merchant CC Processing Fees	0	053124	141.06.2024	10-000-416-52-5239-190C	203.09
Vendor Total:					273.09
04311 Medinah Shriners Mini Choppers					
Honorarium July 4th Parade	167757	070424	164.06.2024	10-000-416-52-5241-1902	500.00
Vendor Total:					500.00
04389 Wheaton Community Radio Amateurs Inc					
Radio Club Services for Parade	167770	061124	164.06.2024	10-000-416-52-5241-1902	300.00
Vendor Total:					300.00
04633 Midwest Model T Ford Club					
Honorarium July 4th Parade	167758	070424	164.06.2024	10-000-416-52-5241-1902	500.00
Vendor Total:					500.00
05064 Acrodazzle Entertainment					
July 4th Entertainment	167747	240040	164.06.2024	10-000-416-52-5241-1902	2,320.00
Vendor Total:					2,320.00
06279 Paylocity Corporation					
06/14/2024 Payroll Processing	0	112450579	141.06.2024	10-000-000-52-5211-000C	520.90
06/28/2024 Payroll Processing	0	112470697	141.06.2024	10-000-000-52-5211-000C	880.11
Vendor Total:					1,401.01
06874 Standard Retirement Services Inc.					
06/14/24 Deferred Comp	0	061424	141.06.2024	10-000-000-21-2135-000C	479.71
06/14/24 Deferred Comp	0	061424	141.06.2024	10-000-000-21-2126-000C	4,099.71
06/28/24 Deferred Comp	0	062824	141.06.2024	10-000-000-21-2126-000C	4,048.07
06/28/24 Deferred Comp	0	062824	141.06.2024	10-000-000-21-2135-000C	480.23
Vendor Total:					9,107.72
06943 Martha Hernandez for Petty Cash					
Petty Cash - Summer Entertainment Series 2024	167711	062024	162.06.2024	10-000-000-10-1011-000C	8,000.00
Vendor Total:					8,000.00
07473 Up & Coming LLC					
The Divas 06/22/24 Summer Entertainment Series	167745	062224	163.06.2024	10-000-416-52-5241-190C	3,500.00
Vendor Total:					3,500.00
07479 Linsk, Thomas					
Mulberry Street 06/21/24 Summer Entertainment	167735	062124	163.06.2024	10-000-416-52-5241-190C	1,800.00

Fund	Description	Vendor No	Vendor Name	Line Item Description	Check No	Invoice Number	Batch Number	GL Account Number	Amount
								Vendor Total:	1,800.00
07481	Good Clean Fun Music, Inc.								
	Good Clean Fun 06/24/24 Summer Entertainmer	167733			062424		163.06.2024	10-000-416-52-5241-190€	1,200.00
								Vendor Total:	1,200.00
07489	The Little Mermen LLC								
	The Little Mermen 06/22/24 Summer Entertainn	167743			062224		163.06.2024	10-000-416-52-5241-190€	2,750.00
								Vendor Total:	2,750.00
07491	The Ides of March LLC								
	Ides of March 06/21/24 Summer Entertainment €	167742			062124		163.06.2024	10-000-416-52-5241-190€	7,000.00
								Vendor Total:	7,000.00
07512	RKM Fireworks Company Inc								
	Fireworks July 3 2024	167765			070324		164.06.2024	10-000-416-52-5241-190€	29,000.00
								Vendor Total:	29,000.00
								Fund Total:	179,536.29
20	Recreation								
01006	Vermont Systems Inc								
	05/24 Merchant CC Processing Fees	0			053124		141.06.2024	20-222-232-52-5239-000€	190.50
	05/24 Merchant CC Processing Fees	0			053124		141.06.2024	20-222-231-52-5239-000€	27.68
	05/24 Merchant CC Processing Fees	0			053124		141.06.2024	20-000-112-52-5239-000€	143.55
	05/24 Merchant CC Processing Fees	0			053124		141.06.2024	20-000-304-52-5239-000€	311.48
	05/24 Merchant CC Processing Fees	0			053124		141.06.2024	20-350-302-52-5239-000€	163.87
	05/24 Merchant CC Processing Fees	0			053124		141.06.2024	20-350-303-52-5239-000€	95.04
	05/24 Merchant CC Processing Fees	0			053124		141.06.2024	20-000-000-52-5239-000€	16,971.33
								Vendor Total:	17,903.45
02245	Heritage FS Inc.								
	Propane Contract	167734			061124		163.06.2024	20-000-112-52-5261-000€	2,272.40
	Propane Contract	167734			061124		163.06.2024	20-000-000-52-5261-000€	3,408.60
								Vendor Total:	5,681.00
04121	UMB Bank N.A.								
	Soccer Referee Food Supplies	0			0074_2405100000		171.06.2024	20-220-204-53-5301-4451	224.76
	Meal for Soccer Staff	0			0074_2405110000		171.06.2024	20-220-204-53-5301-4451	84.64
	IPRA Registration - Professional Development S	0			0074_2405160000		171.06.2024	20-000-205-54-5432-000€	975.00
	Quickscores	0			0074_2405210000		171.06.2024	20-221-223-52-5281-000€	210.00
	NSP Paint	0			0118_2405160000		171.06.2024	20-101-231-53-5347-000€	214.11
	Sign Up Genius	0			0134_2405270000		171.06.2024	20-350-302-52-5211-000€	9.99
	Cream of Wheaton Supplies	0			0134_2405290000		171.06.2024	20-000-416-53-5346-190€	155.11
	DirecTV 05/28/24-06/27/24	0			0134_2405300000		171.06.2024	20-350-302-52-5211-000€	244.99
	Mat	0			0182_2405140000		171.06.2024	20-101-225-53-5316-000€	62.99
	Electrical Supplies	0			0182_2405240000		171.06.2024	20-101-232-53-5312-000€	408.78
	Camp Supplies	0			0207_2405020000		171.06.2024	20-220-112-53-5301-6628	42.11
	Rack Card	0			0207_2405040000		171.06.2024	20-000-112-54-5426-000€	84.51
	Promo Bubbles for Events	0			0207_2405140000		171.06.2024	20-000-112-53-5302-000€	595.99
	Office Supplies	0			0207_2405160000		171.06.2024	20-000-112-53-5302-000€	56.81
	QR Code Renewal	0			0207_2405170000		171.06.2024	20-000-112-54-5426-000€	191.88
	Camp Supplies	0			0207_2405220000		171.06.2024	20-220-112-53-5301-6628	27.50
	Fish O Rama Supplies	0			0207_2405280000		171.06.2024	20-000-112-53-5301-000€	410.00
	Office Supplies	0			0207_2405280000		171.06.2024	20-000-112-53-5302-000€	95.82
	Birthday Party Supplies	0			0207_2405280000		171.06.2024	20-220-112-53-5301-661€	31.98
	Camp Supplies	0			0207_2405280000		171.06.2024	20-220-112-53-5301-6628	136.14

Fund	Description	Vendor No	Vendor Name	Line Item Description	Check No	Invoice Number	Batch Number	GL Account Number	Amount
	Camp Supplies				0	0207_2405280000	171.06.2024	20-220-112-53-5301-6628	227.83
	Camp Supplies				0	0207_2405300000	171.06.2024	20-220-112-53-5301-6628	88.95
	NRPA Conference Tickets				0	0256_2405130000	171.06.2024	20-000-000-54-5432-0000	463.33
	Hoses				0	0314_2405130000	171.06.2024	20-101-225-53-5302-0000	827.05
	Shelving				0	0314_2405200000	171.06.2024	20-224-220-53-5302-0000	834.00
	Gate Latch				0	0314_2405280000	171.06.2024	20-101-232-53-5302-0000	63.25
	Gate Latch				0	0314_2405280000	171.06.2024	20-101-231-53-5302-0000	63.25
	IPass Replenish				0	0314_2405280000	171.06.2024	20-000-205-54-5425-0000	8.95
	Lock Assessment				0	0348_2405020000	171.06.2024	20-101-220-52-5210-0000	132.87
	Supplies				0	0348_2405020000	171.06.2024	20-101-220-53-5313-0000	83.90
	Building Supplies				0	0348_2405080000	171.06.2024	20-101-220-53-5313-0000	50.76
	Supplies				0	0348_2405080000	171.06.2024	20-101-220-53-5316-0000	140.05
	Cable and Adapter				0	0348_2405100000	171.06.2024	20-101-220-53-5313-0000	33.90
	Building Supplies				0	0348_2405240000	171.06.2024	20-101-220-53-5313-0000	30.71
	Shelving				0	0348_2405310000	171.06.2024	20-224-220-53-5302-0000	129.00
	Buzz Ring				0	0355_2405140000	171.06.2024	20-220-112-53-5301-6618	32.99
	Bike Locks/Safety Vests/Books				0	0355_2405160000	171.06.2024	20-220-112-53-5301-6628	96.08
	Crickets and Mealworms				0	0355_2405160000	171.06.2024	20-220-112-53-5301-6610	18.32
	Owl Pellets				0	0355_2405200000	171.06.2024	20-220-112-53-5301-6628	163.00
	Bottles of Water/Spray Bottles/Storage Bags/Pop				0	0355_2405300000	171.06.2024	20-220-112-53-5301-6628	166.67
	IPRA Registration Conference in November 202				0	0454_2405150000	171.06.2024	20-000-205-54-5432-0000	975.00
	Disputed Charge Refunded				0	0454_2405200000	171.06.2024	20-000-000-12-1230-0000	40.26
	Refund of Disputed Charge				0	0454_2405210000	171.06.2024	20-000-000-12-1230-0000	-40.26
	Custom Wear Rams Commitment Night March 2				0	0454_2405220000	171.06.2024	20-221-222-53-5350-0000	539.00
	Floor Mats for Desk Chairs				0	0710_2405090000	171.06.2024	20-000-205-53-5302-0000	424.44
	Camp Supplies				0	0710_2405100000	171.06.2024	20-220-203-53-5301-3366	281.29
	Soccer Goal Nets				0	0710_2405110000	171.06.2024	20-220-204-53-5301-0000	187.43
	Keyboard and Mouse				0	0710_2405120000	171.06.2024	20-000-205-53-5302-0000	40.23
	Soccer Goal Nets				0	0710_2405140000	171.06.2024	20-000-205-53-5302-0000	111.33
	IPhone Charger/Cable/Protective Case				0	0710_2405200000	171.06.2024	20-220-203-53-5301-3366	28.03
	Camp Supplies				0	0710_2405210000	171.06.2024	20-220-203-53-5301-3366	83.75
	Survey Monkey Subscription				0	0710_2405250000	171.06.2024	20-000-205-53-5302-0000	468.00
	Pool Noodles				0	0710_2405290000	171.06.2024	20-220-203-53-5301-3366	24.99
	Plastic Silverware				0	0710_2405290000	171.06.2024	20-000-205-53-5302-0000	13.32
	Space Heater				0	0710_2405290000	171.06.2024	20-000-205-53-5302-0000	29.98
	Storage Containers				0	0710_2405290000	171.06.2024	20-000-205-53-5302-0000	45.64
	Wheaton United Google Web Services				0	0868_2405010000	171.06.2024	20-220-204-52-5280-4457	100.80
	NRPA Registration				0	0868_2405140000	171.06.2024	20-000-205-54-5432-0000	695.00
	Wheaton United Google Web Services				0	0868_2406010000	171.06.2024	20-220-204-52-5280-4457	100.80
	Cream of Wheaton Supplies				0	0876_2405030000	171.06.2024	20-000-416-53-5346-1905	969.87
	Cream of Wheaton Supplies				0	0876_2405080000	171.06.2024	20-000-416-53-5346-1905	456.19
	Cream of Wheaton Supplies				0	0876_2405090000	171.06.2024	20-000-416-53-5346-1905	275.73
	Carnival Permit Application - Cream of Wheator				0	0876_2405090000	171.06.2024	20-000-416-52-5241-1905	51.13
	Cream of Wheaton Supplies				0	0876_2405150000	171.06.2024	20-000-416-53-5346-1905	162.44
	Cream of Wheaton Supplies				0	0876_2405210000	171.06.2024	20-000-416-53-5346-1905	38.22
	Cream of Wheaton Supplies				0	0876_2405220000	171.06.2024	20-000-416-53-5346-1905	59.90
	Cream of Wheaton Supplies				0	0876_2405240000	171.06.2024	20-000-416-53-5346-1905	54.00
	Cream of Wheaton Supplies				0	0876_2405300000	171.06.2024	20-000-416-53-5346-1905	49.99
	Cream of Wheaton Supplies				0	0876_2406020000	171.06.2024	20-000-416-53-5346-1905	153.93
	NRA Show Ticket				0	0892_2405060000	171.06.2024	20-000-000-54-5401-0000	56.67
	Business Cards				0	0926_2405010000	171.06.2024	20-350-302-54-5426-0000	35.60
	Fitness Fan				0	0926_2405050000	171.06.2024	20-350-302-53-5327-0000	64.99
	Apple Music Subscription				0	0926_2405100000	171.06.2024	20-350-302-53-5302-0000	10.99
	GF Chargers				0	0926_2405130000	171.06.2024	20-350-302-53-5327-0000	40.82
	NRPA Registration				0	0926_2405130000	171.06.2024	20-350-302-54-5432-0000	695.00
	Group Fitness Texting				0	0926_2405150000	171.06.2024	20-350-302-53-5327-0000	25.00
	Rotary Club Golf Hole Sponsor				0	0926_2405160000	171.06.2024	20-350-302-54-5411-0000	259.07
	Health and Wellness Event				0	0926_2405230000	171.06.2024	20-350-302-53-5306-0000	44.11

Fund	Description	Vendor No	Vendor Name	Line Item Description	Check No	Invoice Number	Batch Number	GL Account Number	Amount
	Cream of Wheaton Booth				0	0926_2405290000	171.06.2024	20-350-302-53-5354-000C	256.00
	Personal Trainer Poster				0	0926_2405290000	171.06.2024	20-350-302-54-5426-000C	35.00
	Dance Recital Supplies				0	0934_2405010000	171.06.2024	20-220-202-53-5301-220C	12.50
	Dance Recital Supplies				0	0934_2405110000	171.06.2024	20-220-202-53-5301-220C	31.96
	Playhouse Supplies				0	0934_2405260000	171.06.2024	20-220-202-53-5301-226C	44.99
	Musical Perusal for Children's Playhouse				0	0934_2405290000	171.06.2024	20-220-202-53-5301-226C	3.95
	Dance Camp Supplies				0	0934_2405310000	171.06.2024	20-220-202-53-5301-220C	42.96
	Camp Sports and Sorts				0	0942_2405010000	171.06.2024	20-220-203-52-5280-336C	262.35
	Camp Sports and Sorts				0	0942_2405010000	171.06.2024	20-220-203-52-5280-336C	688.28
	Refund for Camp Sports and Sorts				0	0942_2405070000	171.06.2024	20-220-203-52-5280-336C	-262.35
	Camp Sports and Sorts				0	0942_2405080000	171.06.2024	20-220-203-52-5280-336C	515.00
	Camp Sports and Sorts				0	0942_2405100000	171.06.2024	20-220-203-52-5280-336C	605.13
	NRPA Registration				0	0942_2405130000	171.06.2024	20-000-205-54-5432-000C	695.00
	Camp Sports and Sorts				0	0942_2405210000	171.06.2024	20-220-203-52-5280-336C	350.00
	Camp Sports and Sorts				0	0942_2405240000	171.06.2024	20-220-203-52-5280-336C	100.00
	Cream of Wheaton Supplies				0	3761_2405060000	171.06.2024	20-000-416-53-5346-190C	350.00
	Cream of Wheaton Supplies				0	3761_2405200000	171.06.2024	20-000-416-53-5346-190C	157.28
	Cream of Wheaton Supplies				0	3761_2405230000	171.06.2024	20-000-416-53-5346-190C	165.47
	New Commissioner Name Plates/Name Tags				0	4600_2405080000	171.06.2024	20-000-000-54-5401-000C	31.67
	Rotary Club of Wheaton Golf Outing				0	4600_2405080000	171.06.2024	20-000-000-54-5438-000C	345.43
	Ex Asst NRPA CPRP Renewal				0	4600_2405090000	171.06.2024	20-000-000-54-5432-000C	23.33
	Wheaton Lions Golf Outing Foursomes				0	4600_2405140000	171.06.2024	20-000-000-54-5438-000C	733.33
	The Chicago Chocolate Tour				0	6165_2405060000	171.06.2024	20-220-304-52-5280-552C	1,943.66
	Chocolate Sample - Additional Purchase				0	6165_2405070000	171.06.2024	20-220-304-52-5280-552C	17.85
	Revival Food Hall - Additional Purchase for Lun				0	6165_2405080000	171.06.2024	20-220-304-52-5280-552C	14.41
	Revival Food Hall - Additional Purchase for Lun				0	6165_2405080000	171.06.2024	20-220-304-52-5280-552C	7.71
	Lunch at Petterinos for Mamma Mia Day Trip				0	6165_2405150000	171.06.2024	20-220-304-52-5280-552C	1,383.75
	Deposit for Starved Rock River Tour Day Trip 10				0	6165_2405170000	171.06.2024	20-220-304-52-5280-552C	250.00
	Hardys Reindeer Ranch MLC Day Trip 5-22				0	6165_2405220000	171.06.2024	20-220-304-52-5280-552C	1,306.00
	Deposit for MLC Day Trip to John Hancock				0	6165_2405240000	171.06.2024	20-220-304-52-5280-552C	868.97
	Hardware				0	9193_2405100000	171.06.2024	20-101-225-53-5313-000C	19.34
	Shelf Brackets				0	9193_2405100000	171.06.2024	20-101-225-53-5313-000C	36.70
	CAC Ice Lights				0	9193_2405110000	171.06.2024	20-101-225-53-5313-000C	74.93
	PPF Locker Rooms				0	9193_2405190000	171.06.2024	20-101-220-53-5312-000C	87.98
	Electrical Supplies				0	9193_2405220000	171.06.2024	20-101-232-53-5312-000C	133.01
	Washing Machine Hose				0	9193_2405310000	171.06.2024	20-101-231-53-5311-000C	35.88
	United Tournament Concession Supplies				0	9235_2405090000	171.06.2024	20-220-204-53-5301-446C	252.95
	NRPA Conference Registration				0	9235_2405130000	171.06.2024	20-000-205-54-5432-000C	575.00
	United Tournament Registration				0	9235_2405150000	171.06.2024	20-220-204-52-5280-445C	1,014.00
	Red White and Blue Scheduling Software				0	9235_2405260000	171.06.2024	20-221-223-53-5301-477C	315.00
	Kane County Cougars Field Trip				0	9235_2405290000	171.06.2024	20-220-203-52-5280-336C	420.00
	Red White and Blue Concession Items				0	9235_2405300000	171.06.2024	20-221-223-53-5301-477C	1,471.85
	Tourism Summit Meal				0	9243_2404300000	171.06.2024	20-000-304-54-5432-000C	61.97
	Namaste Cafe Pedal Pusher Treats				0	9243_2405010000	171.06.2024	20-220-304-53-5301-550C	34.44
	Supplies				0	9243_2405030000	171.06.2024	20-220-304-53-5301-550C	95.98
	Prizes for Winners				0	9243_2405030000	171.06.2024	20-220-209-53-5301-995C	80.00
	Tablecloths				0	9243_2405040000	171.06.2024	20-220-209-53-5301-995C	16.00
	Cleaning Supplies				0	9243_2405090000	171.06.2024	20-220-304-53-5301-550C	28.95
	Flowers for Patrons				0	9243_2405100000	171.06.2024	20-220-304-53-5301-550C	19.98
	Canva Subscription				0	9243_2405110000	171.06.2024	20-220-304-53-5301-550C	14.99
	Fluid Art Supplies				0	9243_2405130000	171.06.2024	20-220-304-53-5301-550C	20.95
	Silvertones Concert Supplies				0	9243_2405130000	171.06.2024	20-220-304-53-5301-550C	62.96
	Uniforms				0	9243_2405140000	171.06.2024	20-000-304-53-5302-000C	120.85
	Supplies for Trip				0	9243_2405140000	171.06.2024	20-220-304-53-5301-550C	14.97
	Silvertones Props				0	9243_2405140000	171.06.2024	20-220-304-53-5301-550C	7.59
	Supplies for Trip				0	9243_2405160000	171.06.2024	20-220-304-53-5301-550C	8.90
	Supplies for Trip				0	9243_2405190000	171.06.2024	20-220-304-53-5301-550C	77.46
	Office Supplies				0	9243_2405190000	171.06.2024	20-220-304-53-5301-550C	6.79

Fund	Description	Vendor No	Vendor Name	Line Item Description	Check No	Invoice Number	Batch Number	GL Account Number	Amount
	Fan for Upstairs Office				0	9243_2405200000	171.06.2024	20-000-304-53-5302-000C	119.30
	Summer MLC Newsletter Mailing				0	9243_2405200000	171.06.2024	20-000-304-53-5304-000C	866.11
	Office Supplies				0	9243_2405210000	171.06.2024	20-220-304-53-5301-550C	39.18
	Reindeer Trip Supplies				0	9243_2405220000	171.06.2024	20-220-304-53-5301-550C	50.18
	Zoom May 2024				0	9276_2405010000	171.06.2024	20-000-200-54-5425-000C	90.00
	Office Supplies				0	9276_2405020000	171.06.2024	20-224-220-53-5302-000C	33.22
	Office Supplies				0	9276_2405030000	171.06.2024	20-224-220-53-5302-000C	63.21
	Office Supplies				0	9276_2405030000	171.06.2024	20-224-220-53-5302-000C	23.90
	Office Supplies				0	9276_2405030000	171.06.2024	20-224-220-53-5302-000C	10.30
	Office Supplies				0	9276_2405050000	171.06.2024	20-224-220-53-5302-000C	65.71
	Office Supplies				0	9276_2405100000	171.06.2024	20-224-220-53-5302-000C	30.94
	Office Supplies				0	9276_2405100000	171.06.2024	20-224-220-53-5302-000C	28.45
	Office Supplies				0	9276_2405120000	171.06.2024	20-224-220-53-5302-000C	88.21
	Office Supplies				0	9276_2405210000	171.06.2024	20-224-220-53-5302-000C	25.11
	Office Supplies				0	9276_2405240000	171.06.2024	20-224-220-53-5302-000C	50.32
	Office Supplies				0	9276_2405280000	171.06.2024	20-224-220-53-5302-000C	32.50
	Office Supplies				0	9276_2405300000	171.06.2024	20-224-220-53-5302-000C	131.78
	Zoom June 2024				0	9276_2406010000	171.06.2024	20-000-200-54-5425-000C	90.00
	Building Supplies				0	9292_2405010000	171.06.2024	20-101-225-53-5313-000C	46.57
	Electrical Supplies				0	9292_2405110000	171.06.2024	20-101-220-53-5312-000C	26.36
	Rice Pool Boilers				0	9292_2405140000	171.06.2024	20-101-232-53-5311-000C	58.70
	Eectrical Supplies				0	9292_2405210000	171.06.2024	20-101-232-53-5312-000C	13.20
	Electrical Supplies				0	9292_2405210000	171.06.2024	20-101-232-53-5312-000C	401.01
	Electrical Supplies				0	9292_2405230000	171.06.2024	20-101-232-53-5312-000C	256.57
	Return of Electrical Supplies				0	9292_2405230000	171.06.2024	20-101-232-53-5312-000C	-36.10
	Eectrical Supplies				0	9292_2405230000	171.06.2024	20-101-232-53-5312-000C	72.04
	Electrical Supplies				0	9292_2405230000	171.06.2024	20-101-232-53-5312-000C	419.12
	Be Local Ad				0	9342_2405050000	171.06.2024	20-000-415-54-5442-000C	275.00
	Marketing				0	9342_2405210000	171.06.2024	20-350-415-54-5426-000C	245.00
	Camp Supplies				0	9391_2405230000	171.06.2024	20-220-207-53-5301-770C	30.50
	Postage				0	9490_2405030000	171.06.2024	20-222-232-53-5304-000C	40.80
	Supplies				0	9490_2405060000	171.06.2024	20-222-232-53-5302-000C	188.11
	Supplies				0	9490_2405100000	171.06.2024	20-222-231-53-5306-000C	435.98
	Concession Supplies				0	9490_2405150000	171.06.2024	20-222-231-53-5329-000C	151.99
	Concession Supplies				0	9490_2405150000	171.06.2024	20-222-232-53-5329-000C	181.99
	Concession Supplies				0	9490_2405160000	171.06.2024	20-222-232-53-5329-000C	149.98
	VSI Wheaton Park Equipment Testing				0	9490_2405200000	171.06.2024	20-222-232-53-5302-000C	8.50
	VSI Wheaton Park Equipment Testing				0	9490_2405200000	171.06.2024	20-222-231-53-5306-000C	0.25
	Credit VSI Wheaton Park Equipment Testing				0	9490_2405200000	171.06.2024	20-222-231-53-5306-000C	-0.25
	Credit VSI Wheaton Park Equipment Testing				0	9490_2405200000	171.06.2024	20-222-232-53-5302-000C	-8.50
	Supplies				0	9490_2405220000	171.06.2024	20-222-232-53-5302-000C	92.75
	Supplies				0	9490_2405220000	171.06.2024	20-222-232-53-5302-000C	119.06
	Credit VSI Wheaton Park Equipment Testing				0	9490_2405230000	171.06.2024	20-222-232-53-5302-000C	-4.00
	VSI Wheaton Park Equipment Testing				0	9490_2405230000	171.06.2024	20-222-232-53-5302-000C	4.00
	VSI Wheaton Park Equipment Testing				0	9490_2405240000	171.06.2024	20-222-231-53-5306-000C	0.25
	VSI Wheaton Park Equipment Testing				0	9490_2405240000	171.06.2024	20-222-231-53-5306-000C	0.25
	VSI Wheaton Park Equipment Testing				0	9490_2405240000	171.06.2024	20-222-231-53-5306-000C	0.25
	Credit VSI Wheaton Park Equipment Testing				0	9490_2405240000	171.06.2024	20-222-231-53-5306-000C	-0.25
	VSI Wheaton Park Equipment Testing				0	9490_2405240000	171.06.2024	20-222-231-53-5306-000C	0.25
	VSI Wheaton Park Equipment Testing				0	9490_2405240000	171.06.2024	20-222-231-53-5306-000C	0.25
	Credit VSI Wheaton Park Equipment Testing				0	9490_2405240000	171.06.2024	20-222-231-53-5306-000C	-0.25
	Rosatis Pizza				0	9490_2405240000	171.06.2024	20-222-232-53-5302-000C	237.80
	Credit VSI Wheaton Park Equipment Testing				0	9490_2405240000	171.06.2024	20-222-231-53-5306-000C	-0.25
	Supplies				0	9490_2405280000	171.06.2024	20-222-232-53-5302-000C	24.99
	Microphone				0	9490_2405300000	171.06.2024	20-222-231-53-5306-000C	115.00
	Ice Cream Truck Visit for Camps				0	9719_2405010000	171.06.2024	20-220-207-52-5280-770C	318.27
	Ice Cream Truck Visit for Camps				0	9719_2405010000	171.06.2024	20-220-208-52-5280-888C	212.18
	End of Year Celebration Supplies				0	9719_2405020000	171.06.2024	20-220-207-53-5301-774C	62.77

Fund	Description	Vendor No	Vendor Name	Line Item Description	Check No	Invoice Number	Batch Number	GL Account Number	Amount
				Toohey Park Classes Supplies	0	9719_2405020000	171.06.2024	20-220-207-53-5301-7741	23.36
				Supplies to Keep Aggressive Birds Away	0	9719_2405090000	171.06.2024	20-220-207-53-5301-7707	69.36
				Safety City Supplies	0	9719_2405160000	171.06.2024	20-220-207-53-5301-7707	110.30
				Camp Supplies	0	9719_2405170000	171.06.2024	20-220-207-53-5301-7705	152.42
				Camp Supplies	0	9719_2405170000	171.06.2024	20-220-207-53-5301-7705	28.98
				Safety City Supplies	0	9719_2405180000	171.06.2024	20-220-207-53-5301-7707	325.23
				Camp Supplies	0	9719_2405190000	171.06.2024	20-220-207-53-5301-7734	110.54
				Camp Supplies	0	9719_2405200000	171.06.2024	20-220-207-53-5301-7734	59.99
				Camp Supplies	0	9719_2405200000	171.06.2024	20-220-208-53-5301-888C	84.95
				Camp Supplies	0	9719_2405220000	171.06.2024	20-220-207-53-5301-7705	380.46
				Camp Supplies	0	9719_2405220000	171.06.2024	20-220-207-53-5301-7705	38.09
				Camp Supplies	0	9719_2405220000	171.06.2024	20-220-207-53-5301-7734	38.09
				Camp Supplies	0	9719_2405220000	171.06.2024	20-220-208-53-5301-888C	38.09
				Camp Supplies	0	9719_2405220000	171.06.2024	20-220-207-53-5301-7775	38.09
				Camp Supplies	0	9719_2405220000	171.06.2024	20-220-207-53-5301-7776	38.09
				Ice Cream Social	0	9719_2405220000	171.06.2024	20-220-207-53-5301-7738	38.08
				Camp Supplies	0	9719_2405220000	171.06.2024	20-220-207-53-5301-7734	169.16
				Camp Supplies	0	9719_2405230000	171.06.2024	20-220-207-53-5301-7734	458.51
				Camp Supplies	0	9719_2405230000	171.06.2024	20-220-207-53-5301-7734	42.96
				Camp Supplies	0	9719_2405230000	171.06.2024	20-220-207-53-5301-7705	238.47
				Camp Supplies	0	9719_2405230000	171.06.2024	20-220-208-53-5301-888C	44.34
				Camp Supplies	0	9719_2405230000	171.06.2024	20-220-207-53-5301-7705	44.34
				Camp Supplies	0	9719_2405230000	171.06.2024	20-220-207-53-5301-7775	44.34
				Camp Supplies	0	9719_2405230000	171.06.2024	20-220-207-53-5301-7776	44.32
				Camp Supplies	0	9719_2405240000	171.06.2024	20-220-208-53-5301-888C	46.18
				Camp Supplies	0	9719_2405240000	171.06.2024	20-220-207-53-5301-7705	46.18
				Camp Supplies	0	9719_2405240000	171.06.2024	20-220-207-53-5301-7734	46.18
				Camp Supplies	0	9719_2405240000	171.06.2024	20-220-207-53-5301-7775	46.18
				Camp Supplies	0	9719_2405240000	171.06.2024	20-220-207-53-5301-7776	46.18
				Camp Supplies	0	9719_2405240000	171.06.2024	20-220-208-53-5301-888C	67.42
				Camp Supplies	0	9719_2405240000	171.06.2024	20-220-207-53-5301-7705	621.37
				Camp Supplies	0	9719_2405240000	171.06.2024	20-220-207-53-5301-7776	360.53
				Camp Supplies	0	9719_2405240000	171.06.2024	20-220-207-53-5301-7775	240.36
				Camp Supplies	0	9719_2405260000	171.06.2024	20-220-207-53-5301-7734	88.75
				Camp Supplies	0	9719_2405280000	171.06.2024	20-220-207-53-5301-7705	8.31
				Camp Supplies	0	9719_2405280000	171.06.2024	20-220-208-53-5301-888C	8.31
				Camp Supplies	0	9719_2405280000	171.06.2024	20-220-207-53-5301-7734	8.31
				Camp Supplies	0	9719_2405280000	171.06.2024	20-220-207-53-5301-7775	8.30
				Camp Supplies	0	9719_2405280000	171.06.2024	20-220-207-53-5301-7734	62.01
				Camp Supplies	0	9719_2405280000	171.06.2024	20-220-207-53-5301-7705	179.25
				Wide Horizons Supplies	0	9719_2405280000	171.06.2024	20-220-207-53-5301-7746	42.00
				Camp Supplies	0	9719_2405290000	171.06.2024	20-220-207-53-5301-7776	5.17
				Camp Supplies	0	9719_2405300000	171.06.2024	20-220-207-53-5301-7776	407.76
				Camp Supplies	0	9719_2405300000	171.06.2024	20-220-207-53-5301-7775	135.12
				Safety City Supplies	0	9719_2405300000	171.06.2024	20-220-207-53-5301-7707	226.76
				Safety City Supplies	0	9719_2405300000	171.06.2024	20-220-207-53-5301-7707	7.50
				Camp Supplies	0	9719_2405300000	171.06.2024	20-220-207-53-5301-7705	368.58
				Camp Supplies	0	9719_2405300000	171.06.2024	20-220-208-53-5301-888C	98.83
				Pizza Prize for Campers	0	9719_2405310000	171.06.2024	20-220-207-53-5301-7705	164.21
				Camp Supplies	0	9719_2406010000	171.06.2024	20-220-207-53-5301-7705	100.94
								Vendor Total:	43,739.51
04221	Plug & Pay Technologies								
	05/24 Plug N Pay Gateway Fees	0	053124	141.06.2024				20-350-302-52-5239-000C	17.60
								Vendor Total:	17.60
04287	Global Payments Inc								
	05/24 Merchant CC Processing Fees	0	053124	141.06.2024				20-350-302-52-5239-000C	46.51

Fund Description
Vendor No Vendor Name

Line Item Description	Check No	Invoice Number	Batch Number	GL Account Number	Amount
Vendor Total:					46.51
06279 Paylocity Corporation					
06/14/2024 Payroll Processing	0	112450579	141.06.2024	20-000-000-52-5211-000C	1,722.99
06/28/2024 Payroll Processing	0	112470697	141.06.2024	20-000-000-52-5211-000C	2,911.13
Vendor Total:					4,634.12
06943 Martha Hernandez for Petty Cash					
Petty Cash - Rams Cheer Fund Winners	167710	060324	162.06.2024	20-221-221-53-5318-000C	850.00
Vendor Total:					850.00
TMP*2849 Clapham School					
Rsv# 3291774 Refund for Clapham School	167705	3291774	162.06.2024	20-000-000-20-2025-000C	100.00
Vendor Total:					100.00
TMP*2897 Revilla, Jonathan					
Rsv# 3348376 Refund for Revilla	167785	3348376	161.07.2024	20-000-000-20-2025-000C	100.00
Vendor Total:					100.00
TMP*3637 Rapp, Michael					
Rsv# 3293477 Refund for Rapp	167715	3293477	162.06.2024	20-000-000-20-2025-000C	100.00
Vendor Total:					100.00
TMP*3741 Danhelka, Tiffany					
Super Tots/CC Refund for Danhelka	167730	3307222	163.06.2024	20-000-000-20-2025-000C	426.00
Vendor Total:					426.00
TMP*3762 Savanovic, Srdjan					
Rsv# 3291972 Refund for Savanovic	167716	3291972	162.06.2024	20-000-000-20-2025-000C	160.00
Vendor Total:					160.00
TMP*3763 Wynstra, Joanne					
Rsv# 3293470 Refund for Wynstra	167721	3293470	162.06.2024	20-000-000-20-2025-000C	100.00
Vendor Total:					100.00
TMP*3764 Yarmsrisuk, Kittiya					
Mean Camp Green Refund for Yarmsrisuk	167722	3293534	162.06.2024	20-000-000-20-2025-000C	144.00
Camp Sports & Sorts Half Day AM Refund for Y	167722	3293534	162.06.2024	20-000-000-20-2025-000C	93.00
Vendor Total:					237.00
TMP*3765 Sedlak, Lisa					
Camp No Name Week 2 Refund for Sedlak	167718	3294102	162.06.2024	20-000-000-20-2025-000C	225.00
Camp No Name Week 3 Refund for Sedlak	167740	3306915	163.06.2024	20-000-000-20-2025-000C	225.00
Camp No Name Week 4 Refund for Sedlak	167740	3312551	163.06.2024	20-000-000-20-2025-000C	225.00
Camp No Name Week 5 Refund for Sedlak	167740	3316191	163.06.2024	20-000-000-20-2025-000C	225.00
Vendor Total:					900.00
TMP*3766 Page, Kennedy					
Summer 3 on 3 Triple Threat League Gr 3 Refun	167713	3295949	162.06.2024	20-000-000-20-2025-000C	85.00
Vendor Total:					85.00
TMP*3767 Zakhvatkin, Nikolay					
Rsv# 3297075 Refund for Zakhvatkin	167723	3297075	162.06.2024	20-000-000-20-2025-000C	100.00
Vendor Total:					100.00
TMP*3768 Juric, Sylvia					

Fund	Description	Check No	Invoice Number	Batch Number	GL Account Number	Amount
Vendor No	Vendor Name					
Line Item Description		Check No	Invoice Number	Batch Number	GL Account Number	Amount
Neighbors League Refund for Juric		167709	3298408	162.06.2024	20-000-000-20-2025-000C	252.00
					Vendor Total:	252.00
TMP*3769 Schroeder, Kathleen						
Safety City Refund for Schroeder		167717	3298913	162.06.2024	20-000-000-20-2025-000C	275.00
					Vendor Total:	275.00
TMP*3770 Chase, Julie						
Ballet 1 Refund for Chase		167703	3299241	162.06.2024	20-000-000-20-2025-000C	24.00
					Vendor Total:	24.00
TMP*3771 Olsen, Julia						
High Tea and Large Trees Refund for Olsen		167712	3299787	162.06.2024	20-000-000-20-2025-000C	125.00
					Vendor Total:	125.00
TMP*3772 Butler, Julie						
Fitness Pass X-3MN Refund for Butler		167727	3305854	163.06.2024	20-000-000-20-2025-000C	60.00
					Vendor Total:	60.00
TMP*3773 Gjoni, Vilma						
Camp No Name Week 3 Refund for Gjoni		167732	3306919	163.06.2024	20-000-000-20-2025-000C	225.00
					Vendor Total:	225.00
TMP*3774 Cox, Allison						
Rsv# 3306939 Refund for Cox		167729	3306939	163.06.2024	20-000-000-20-2025-000C	100.00
					Vendor Total:	100.00
TMP*3775 Yannuzzi, Laura						
Rsv# 3306948 Refund for Yannuzzi		167746	3306948	163.06.2024	20-000-000-20-2025-000C	100.00
					Vendor Total:	100.00
TMP*3776 Oswald, Erica						
Safety City Refund for Oswald		167736	3309106	163.06.2024	20-000-000-20-2025-000C	80.00
Backyard Buddies Camp Refund for Oswald		167736	3309106	163.06.2024	20-000-000-20-2025-000C	195.00
Safety City Refund for Oswald		167736	3309106	163.06.2024	20-000-000-20-2025-000C	275.00
					Vendor Total:	550.00
TMP*3777 Predmore, Kim						
Rsv# 3309150 Refund for Predmore		167737	3309150	163.06.2024	20-000-000-20-2025-000C	100.00
Rsv# 3309150 Refund for Predmore		167737	3309150	163.06.2024	20-000-000-20-2025-000C	100.00
Rsv# 3309150 Refund for Predmore		167737	3309150	163.06.2024	20-000-000-20-2025-000C	100.00
Rsv# 3309150 Refund for Predmore		167737	3309150	163.06.2024	20-000-000-20-2025-000C	100.00
Rsv# 3309203 Refund for Predmore		167737	3309203	163.06.2024	20-000-000-20-2025-000C	100.00
					Vendor Total:	500.00
TMP*3778 Thiese, Sharon						
Rsv# 3309309 Refund for Thiese		167744	3309309	163.06.2024	20-000-000-20-2025-000C	100.00
					Vendor Total:	100.00
TMP*3779 Dillon, Kathleen						
Parent/Tot Swim Refund for Dillon		167731	3309450	163.06.2024	20-000-000-20-2025-000C	28.00
					Vendor Total:	28.00
TMP*3780 Angiello, Domenick						
Camp Goodtimes Refund for Angiello		167724	3312318	163.06.2024	20-000-000-20-2025-000C	180.00

Fund	Description	Vendor No	Vendor Name	Check No	Invoice Number	Batch Number	GL Account Number	Amount
							Vendor Total:	180.00
TMP*3781	Bausch, Julie							
	Nerf Battle Summer Camp Refund for Bausch	167725		3315189	163.06.2024	20-000-000-20-2025-000C		30.00
	Nerf Battle Summer Camp Refund for Bausch	167725		3315189	163.06.2024	20-000-000-20-2025-000C		60.00
	Nerf Battle Summer Camp Refund for Bausch	167725		3315189	163.06.2024	20-000-000-20-2025-000C		60.00
							Vendor Total:	150.00
TMP*3782	Kincaid, Carol							
	Birdies League Refund for Kincaid	167755		3324952	164.06.2024	20-000-000-20-2025-000C		260.00
							Vendor Total:	260.00
TMP*3783	Park District, Glenview							
	Rsv# 3326478 Refund for Park District	167763		3326478	164.06.2024	20-000-000-20-2025-000C		326.00
							Vendor Total:	326.00
TMP*3784	Butler, Alice							
	Pickleball - Instructional Refund for Butler	167750		3326545	164.06.2024	20-000-000-20-2025-000C		45.00
							Vendor Total:	45.00
TMP*3785	Jackiw, Mark							
	Jr. Lifeguard Class Refund for Jackiw	167754		3326668	164.06.2024	20-000-000-20-2025-000C		80.00
							Vendor Total:	80.00
TMP*3786	Matthews, Trisha							
	Cheerleading - Gr. K Refund for Matthews	167756		3329489	164.06.2024	20-000-000-20-2025-000C		180.00
							Vendor Total:	180.00
TMP*3787	Baker, Jesse							
	Rsv# 3329597 Refund for Baker	167748		3329597	164.06.2024	20-000-000-20-2025-000C		100.00
							Vendor Total:	100.00
TMP*3788	Pierick, Sarah							
	Rsv# 3329630 Refund for Pierick	167764		3329630	164.06.2024	20-000-000-20-2025-000C		100.00
							Vendor Total:	100.00
TMP*3789	Haas, Keri							
	Camp No Name wk 4 Refund for Haas	167753		3329809	164.06.2024	20-000-000-20-2025-000C		225.00
							Vendor Total:	225.00
TMP*3790	Toloken, Anna							
	Swim Lessons/Rice - Session 1 Refund for Tolo	167769		3329982	164.06.2024	20-000-000-20-2025-000C		16.00
							Vendor Total:	16.00
TMP*3791	Books, Crossway							
	Rsv# 3330231 Refund for Books	167749		3330231	164.06.2024	20-000-000-20-2025-000C		100.00
							Vendor Total:	100.00
TMP*3792	Oakley, Kim							
	NR Senior Pool Pass Refund for Oakley	167760		3337038	164.06.2024	20-000-000-20-2025-000C		48.80
							Vendor Total:	48.80
TMP*3793	Resurrection, The Church of							
	Rsv# 3343304 Refund for Resurrection	167784		3343304	161.07.2024	20-000-000-20-2025-000C		100.00
							Vendor Total:	100.00

Fund	Description	Check No	Invoice Number	Batch Number	GL Account Number	Amount
Vendor No	Vendor Name					
Line Item Description						
TMP*3794	Reyes, Mayra					
Rsv# 3343311 Refund for Reyes		167786	3343311	161.07.2024	20-000-000-20-2025-000C	100.00
					Vendor Total:	100.00
TMP*3795	Govan, Michael					
Rsv# 3343320 Refund for Govan		167779	3343320	161.07.2024	20-000-000-20-2025-000C	100.00
					Vendor Total:	100.00
TMP*3796	Milewski, Amy					
Wild About Art Camp Refund for Milewski		167783	3345886	161.07.2024	20-000-000-20-2025-000C	195.00
					Vendor Total:	195.00
TMP*3797	Messana, Joseph					
Football 12U Refund for Messana		167782	3346091	161.07.2024	20-000-000-20-2025-000C	385.00
					Vendor Total:	385.00
TMP*3798	Foos, Susan					
Rsv# 3348373 Refund for Foos		167777	3348373	161.07.2024	20-000-000-20-2025-000C	140.00
					Vendor Total:	140.00
TMP*3799	Hota, Minaksha					
Rsv# 3348517 Refund for Hota		167780	3348517	161.07.2024	20-000-000-20-2025-000C	100.00
					Vendor Total:	100.00
TMP*3800	Goetz, Toby					
Rsv# 3348523 Refund for Goetz		167778	3348523	161.07.2024	20-000-000-20-2025-000C	100.00
					Vendor Total:	100.00
TMP*3801	Baker, Jill					
League Refund for Baker		167771	3352337	161.07.2024	20-000-000-20-2025-000C	220.00
					Vendor Total:	220.00
TMP*3802	Laughlin, Amanda					
Parent/Tot Swim Refund for Laughlin		167781	3352546	161.07.2024	20-000-000-20-2025-000C	31.00
					Vendor Total:	31.00
TMP*3803	Bighash, Maryam					
Go Fish Refund for Bighash		167772	3352559	161.07.2024	20-000-000-20-2025-000C	7.00
Jr. Pottery Refund for Bighash		167772	3352559	161.07.2024	20-000-000-20-2025-000C	50.00
Go Fish Refund for Bighash		167772	3352559	161.07.2024	20-000-000-20-2025-000C	17.00
Little Actors Club Refund for Bighash		167772	3352559	161.07.2024	20-000-000-20-2025-000C	52.00
Art in Nature Camp Refund for Bighash		167772	3352559	161.07.2024	20-000-000-20-2025-000C	145.00
Little Actors Club Refund for Bighash		167772	3352559	161.07.2024	20-000-000-20-2025-000C	52.00
					Vendor Total:	323.00
TMP*3804	Clifford, Dana					
Neighbors League Refund for Clifford		167775	3355676	161.07.2024	20-000-000-20-2025-000C	120.00
					Vendor Total:	120.00
					Fund Total:	81,243.99
22	Cosley Zoo					
04121	UMB Bank N.A.					
Plastic EcoChallenge Sponsorship		0	0217_2405010000	171.06.2024	22-501-000-54-5426-000C	750.00
Calendar		0	0217_2405170000	171.06.2024	22-501-000-53-5302-000C	66.30
Lunch with Donor		0	0217_2405280000	171.06.2024	22-501-000-53-5302-000C	64.92

Fund	Description	Vendor No	Vendor Name	Line Item Description	Check No	Invoice Number	Batch Number	GL Account Number	Amount
	Grass Seed for Armadillo Cage				0	0850_2404300000	171.06.2024	22-501-000-53-5331-000C	19.97
	Electrical Supplies				0	0850_2404300000	171.06.2024	22-501-000-53-5312-000C	8.54
	Stain and Polyurethane for Pumkin/Tree Carts				0	0850_2405010000	171.06.2024	22-501-000-53-5347-000C	125.96
	Stakes for Duck Pond Fencing				0	0850_2405010000	171.06.2024	22-501-000-53-5331-000C	45.06
	Replacement Wheels for Carts				0	0850_2405020000	171.06.2024	22-501-000-53-5345-000C	58.51
	New Pump for Raccoon Pond Filter				0	0850_2405020000	171.06.2024	22-501-000-53-5311-000C	195.98
	New Refrigerator in Kitchen				0	0850_2405020000	171.06.2024	22-501-000-53-5392-000C	728.00
	Double Sided Tape/Defoamer for Ponds/AA Batt				0	0850_2405060000	171.06.2024	22-501-000-53-5313-000C	78.27
	Soap for Zoo Bathrooms				0	0850_2405070000	171.06.2024	22-501-000-53-5316-000C	198.75
	Aquaphor Cut Healer				0	0850_2405100000	171.06.2024	22-501-000-53-5309-000C	18.37
	Office Chairs				0	0850_2405100000	171.06.2024	22-501-000-53-5313-000C	35.99
	Filter Framework for the Lynx Waterfall				0	0850_2405130000	171.06.2024	22-501-000-53-5311-000C	173.62
	Solenoid for Drinking Fountain				0	0850_2405150000	171.06.2024	22-501-000-53-5311-000C	83.15
	AC Cleaner/Tools/Brackets for Chicken Perches				0	0850_2405150000	171.06.2024	22-501-000-53-5313-000C	133.70
	Filter Support for Lynx Waterfall				0	0850_2405180000	171.06.2024	22-501-000-53-5311-000C	87.96
	Horse Shed Tools				0	0850_2405180000	171.06.2024	22-501-000-53-5336-000C	16.44
	Custodial Supplies for Zoo				0	0850_2405180000	171.06.2024	22-501-000-53-5316-000C	195.13
	Thermostats for Kiebler Classrooms				0	0850_2405230000	171.06.2024	22-501-000-53-5313-000C	40.80
	Ropes for Animals				0	0850_2405230000	171.06.2024	22-501-000-53-5336-000C	40.89
	Porcupine Drain Cover and Hoses				0	0850_2405240000	171.06.2024	22-501-000-53-5311-000C	95.98
	Parts to Blow Out and Winterize Ponds				0	0850_2405290000	171.06.2024	22-501-000-53-5311-000C	44.86
	Gardening Tools				0	0850_2405300000	171.06.2024	22-501-000-53-5345-000C	104.92
	City of Wheaton - Uncorked Liquor Permit				0	0876_2405220000	171.06.2024	22-350-415-54-5426-000C	50.00
	Gift Totes				0	9342_2405160000	171.06.2024	22-350-415-54-5426-000C	452.20
	Camp T-Shirts				0	9508_2405140000	171.06.2024	22-220-206-53-5301-6662	519.05
	Ambassador Animal Crate Cleaning				0	9508_2405210000	171.06.2024	22-220-206-53-5301-6601	89.50
	AZA Conference Registration				0	9508_2405280000	171.06.2024	22-501-000-54-5432-000C	650.00
	Millipede Shipping Box				0	9516_2405030000	171.06.2024	22-501-000-53-5325-000C	29.01
	Produce				0	9516_2405030000	171.06.2024	22-501-000-53-5339-000C	36.34
	Fly Traps				0	9516_2405060000	171.06.2024	22-501-000-53-5336-000C	61.90
	Fly Traps/Mixing Bowls				0	9516_2405080000	171.06.2024	22-501-000-53-5336-000C	36.44
	Produce				0	9516_2405100000	171.06.2024	22-501-000-53-5339-000C	84.26
	Waders				0	9516_2405130000	171.06.2024	22-501-000-53-5336-000C	202.32
	Milk Replacer				0	9516_2405170000	171.06.2024	22-501-000-53-5339-000C	59.99
	Candy for Staff				0	9516_2405200000	171.06.2024	22-501-000-53-5302-000C	24.99
	Animal Supplies				0	9516_2405200000	171.06.2024	22-501-000-53-5336-000C	39.98
	Animal Medical Supplies				0	9516_2405200000	171.06.2024	22-501-000-53-5309-000C	372.96
	Walnut Bedding				0	9516_2405220000	171.06.2024	22-501-000-53-5325-000C	56.97
	Insects				0	9516_2405250000	171.06.2024	22-501-000-53-5339-000C	116.24
	Rodent Blocks				0	9516_2405260000	171.06.2024	22-501-000-53-5339-000C	57.99
	Refund for Substrate				0	9516_2405270000	171.06.2024	22-501-000-53-5336-000C	-56.97
	Frozer Mice and Rats				0	9516_2405270000	171.06.2024	22-501-000-53-5339-000C	639.40
	Frozen Rabbits and Chicks				0	9516_2405270000	171.06.2024	22-501-000-53-5339-000C	177.92
	Laundry Soap				0	9516_2405280000	171.06.2024	22-501-000-53-5302-000C	10.49
	Produce				0	9516_2405280000	171.06.2024	22-501-000-53-5339-000C	63.63
	Animal Feed				0	9516_2405280000	171.06.2024	22-501-000-53-5339-000C	355.06
	Credit for Shipping Box				0	9516_2405290000	171.06.2024	22-501-000-53-5339-000C	-39.00
	Knife Sharpening Service				0	9516_2405290000	171.06.2024	22-501-000-53-5336-000C	67.00
								Vendor Total:	7,569.74
06279	Paylocity Corporation								
	06/14/2024 Payroll Processing				0	112450579	141.06.2024	22-000-000-52-5211-000C	200.35
	06/28/2024 Payroll Processing				0	112470697	141.06.2024	22-000-000-52-5211-000C	338.50
								Vendor Total:	538.85
								Fund Total:	8,108.59

Fund Description
Vendor No Vendor Name

Line Item	Description	Check No	Invoice Number	Batch Number	GL Account Number	Amount
23	Liability					
04121	UMB Bank N.A.					
	CPR Certification Cards	0	0364_2405140000	171.06.2024	23-000-000-53-5302-000C	821.20
	CPR Certification Cards	0	9490_2405070000	171.06.2024	23-000-000-53-5302-000C	619.53
	HSI On Line Instructors	0	9490_2405070000	171.06.2024	23-000-000-53-5302-000C	315.00
	Water Safety Supplies	0	9490_2405230000	171.06.2024	23-000-000-53-5302-000C	241.03
					Vendor Total:	1,996.76
					Fund Total:	1,996.76
26	IMRF					
00465	I.M.R.F.					
	05/2024 IMRF	0	636763-D7Z9	141.06.2024	26-000-000-21-2124-000C	53,329.85
	05/2024 IMRF	0	669529-Y4Q3	141.06.2024	26-000-000-21-2124-000C	2,390.35
	05/2024 IMRF	0	679247-R3SS	141.06.2024	26-000-000-21-2124-000C	737.74
					Vendor Total:	56,457.94
					Fund Total:	56,457.94
40	Capital Projects					
04121	UMB Bank N.A.					
	Fiber Optics Repair for Bandshell Cameras	0	0182_2405300000	171.06.2024	40-000-000-57-5701-000C	125.98
	Play for All Permit Fee	0	0223_2405030000	171.06.2024	40-000-188-57-5701-000C	265.00
	LM Supplies	0	0272_2405020000	171.06.2024	40-800-822-53-5301-000C	194.86
	Lock Installation	0	0348_2405290000	171.06.2024	40-800-846-57-5701-000C	1,704.65
	7 Gables Solar Pole	0	9193_2405060000	171.06.2024	40-000-000-57-5701-000C	23.98
	Waterproof/Outdoor/Indoor Electrical Junction B	0	9193_2405070000	171.06.2024	40-000-000-53-5306-000C	302.38
	7 Gables Solar Pole	0	9193_2405090000	171.06.2024	40-000-000-57-5701-000C	16.54
	7 Gables Solar Pole	0	9193_2405090000	171.06.2024	40-000-000-57-5701-000C	23.98
	7 Gables Solar Pole	0	9193_2405090000	171.06.2024	40-000-000-57-5701-000C	319.98
	Memorial Room Sound Equipment	0	9193_2405110000	171.06.2024	40-000-000-53-5306-000C	73.97
	7 Gables Solar Pole	0	9193_2405120000	171.06.2024	40-000-000-57-5701-000C	424.98
	Cream of Wheaton Supplies	0	9193_2405200000	171.06.2024	40-000-000-53-5306-000C	485.79
	District Cameras	0	9193_2405210000	171.06.2024	40-000-000-57-5701-000C	61.47
	District Cameras	0	9193_2405220000	171.06.2024	40-000-000-57-5701-000C	33.24
	Vevor Tax Refund	0	9193_2405230000	171.06.2024	40-000-000-53-5306-000C	-22.40
	Supplies	0	9292_2405230000	171.06.2024	40-101-000-53-5302-000C	107.11
	Cosley Supplies	0	9292_2405280000	171.06.2024	40-101-000-53-5302-000C	102.94
					Vendor Total:	4,244.45
06848	Red Feather Group					
	Northside Locker Room	167738	Application# 3	163.06.2024	40-800-826-57-5701-000C	43,360.78
	Northside Locker Room	167738	Application# 3	163.06.2024	40-000-000-12-1224-000C	9,518.22
					Vendor Total:	52,879.00
					Fund Total:	57,123.45
60	Golf Fund					
00269	Euclid Beverage					
	Inv# W-3969363 Beer	167707	W-3969363	162.06.2024	60-000-000-14-1412-000C	2,580.45
	Inv# W-3974980 Beer	167752	W-3974980	164.06.2024	60-000-000-14-1412-000C	3,919.90
	Inv# W-3982459 Beer	167776	W-3982459	161.07.2024	60-000-000-14-1412-000C	3,687.00
	CM# W-51820006 Beer	167752	W-51820006	164.06.2024	60-000-000-14-1412-000C	-67.50
					Vendor Total:	10,119.85
00363	DUPAGE COUNTY DEPARTMENT OF					

Fund	Description	Check No	Invoice Number	Batch Number	GL Account Number	Amount
Vendor No	Vendor Name					
Line Item Description		Check No	Invoice Number	Batch Number	GL Account Number	Amount
AGC Rooftop Units Building Permit		0	062124	141.06.2024	60-000-000-57-5701-000C	13,799.00
Vendor Total:						13,799.00
00841	Schamberger Bros. Inc.					
Inv# 1000081792 Beer		167739	1000081792	163.06.2024	60-000-000-14-1412-000C	283.30
Inv# 1000082107 Beer		167766	1000082107	164.06.2024	60-000-000-14-1412-000C	396.50
Vendor Total:						679.80
00874	Southern Glazer's Wine And Spirits, LLC					
Inv# 1309493 Liquor		167719	1309493	162.06.2024	60-000-000-14-1412-000C	1,930.00
Inv# 1319964 Liquor		167719	1319964	162.06.2024	60-000-000-14-1412-000C	1,459.35
Inv# 1330548 Liquor		167741	1330548	163.06.2024	60-000-000-14-1412-000C	2,716.61
Inv# 1341045 Liquor		167767	1341045	164.06.2024	60-000-000-14-1411-000C	1,716.33
CM# 9762130 Liquor		167767	9762130	164.06.2024	60-000-000-14-1411-000C	-310.50
CM# 9800147 Liquor		167767	9800147	164.06.2024	60-000-000-14-1411-000C	-108.00
Vendor Total:						7,403.79
00923	Superior Beverage Co. Inc.					
Inv# 645034 Beer		167720	645034	162.06.2024	60-000-000-14-1412-000C	148.00
Inv# 646779 Beer		167720	646779	162.06.2024	60-000-000-14-1412-000C	828.60
Inv# 653538 Beer		167720	653538	162.06.2024	60-000-000-14-1412-000C	757.80
Inv# 656370 Beer		167768	656370	164.06.2024	60-000-000-14-1412-000C	800.10
Vendor Total:						2,534.50
01006	Vermont Systems Inc					
05/24 Merchant CC Processing Fees		0	053124	141.06.2024	60-611-000-52-5239-000C	10,382.65
05/24 Merchant CC Processing Fees		0	053124	141.06.2024	60-612-000-52-5239-000C	28.43
Vendor Total:						10,411.08
01058	Chicago Beverage Systems, LLC					
Inv# 100466067 Beer		167704	100466067	162.06.2024	60-000-000-14-1412-000C	858.69
Inv# 100470840 Beer		167728	100470840	163.06.2024	60-000-000-14-1412-000C	1,004.29
Inv# 100475602 Beer		167774	100475602	161.07.2024	60-000-000-14-1412-000C	1,545.14
Vendor Total:						3,408.12
04121	UMB Bank N.A.					
Parking for NRA Show		0	0134_2405200000	171.06.2024	60-000-000-54-5432-000C	25.00
DirecTV 05/21/24-06/20/24		0	0134_2405230000	171.06.2024	60-000-000-52-5211-000C	359.99
Application Fee for Arrowhead RTU Permit		0	0223_2405170000	171.06.2024	60-000-000-57-5701-000C	150.00
Electrical Supplies		0	0256_2405070000	171.06.2024	60-000-000-54-5441-000C	27.93
NRPA Conference Tickets		0	0256_2405130000	171.06.2024	60-000-000-54-5432-000C	1,390.00
Sunglasses for Resale		0	0331_2405010000	171.06.2024	60-000-000-14-1431-000C	190.00
Breakfast Staff Meeting		0	0331_2405020000	171.06.2024	60-000-000-54-5434-000C	103.98
Office Supplies		0	0331_2405080000	171.06.2024	60-000-000-53-5302-000C	5.86
Parts for Alarm System		0	0331_2405080000	171.06.2024	60-000-000-53-5312-000C	34.85
Toilet Paper for Restroom Trailers		0	0331_2406010000	171.06.2024	60-000-000-53-5316-000C	115.44
AGC Line Cook Job Posting		0	0470_2405290000	171.06.2024	60-418-000-54-5426-000C	165.00
SiriusXM Music May 2024		0	0660_2405010000	171.06.2024	60-000-000-52-5211-000C	62.90
Business Cards for Staff		0	0660_2405070000	171.06.2024	60-000-000-53-5302-000C	1,896.34
Flowers for Mother's Day		0	0660_2405110000	171.06.2024	60-612-901-52-5292-000C	189.90
Open Table Monthly Service		0	0660_2405300000	171.06.2024	60-000-000-52-5211-000C	749.00
Sauce and Soda		0	0777_2405040000	171.06.2024	60-000-000-14-1415-000C	13.48
Chips for Outing		0	0777_2405060000	171.06.2024	60-000-000-14-1415-000C	21.99
Avocados		0	0777_2405080000	171.06.2024	60-000-000-14-1413-000C	33.83
Ice Sculpture for Mothers Day		0	0777_2405090000	171.06.2024	60-612-901-52-5292-000C	535.00
Kitchen Rental for Mothers Day		0	0777_2405100000	171.06.2024	60-612-000-52-5220-000C	365.00
Lunch for Staff on Mothers Day		0	0777_2405120000	171.06.2024	60-000-000-54-5434-000C	157.96

Fund	Description	Vendor No	Vendor Name	Line Item Description	Check No	Invoice Number	Batch Number	GL Account Number	Amount
				Late Night Pizza for Wedding	0	0777_2405150000	171.06.2024	60-612-901-52-5292-000C	168.51
				Sweets Table for Wedding	0	0777_2405180000	171.06.2024	60-612-901-52-5292-000C	208.03
				Wine for Banquets and Restaurant	0	0777_2405190000	171.06.2024	60-000-000-14-1412-000C	493.92
				Credit for Return to Petes	0	0777_2405210000	171.06.2024	60-000-000-14-1415-000C	-3.58
				Late Night Pizza for Wedding	0	0777_2405240000	171.06.2024	60-612-901-52-5292-000C	168.51
				Silverware for Banquets	0	0892_2405050000	171.06.2024	60-612-901-53-5390-000C	1,845.63
				Silverware for Restaurant	0	0892_2405050000	171.06.2024	60-612-902-53-5388-000C	1,845.62
				NRA Show Ticket	0	0892_2405060000	171.06.2024	60-000-000-54-5432-000C	170.00
				Restaurant Supplies	0	0892_2405080000	171.06.2024	60-612-902-53-5388-000C	373.71
				Event Desserts	0	0892_2405080000	171.06.2024	60-612-901-52-5292-000C	31.30
				F&B Supplies	0	0892_2405190000	171.06.2024	60-000-000-53-5302-000C	77.74
				F&B Supplies	0	0892_2405190000	171.06.2024	60-000-000-53-5302-000C	18.11
				F&B Supplies	0	0892_2405190000	171.06.2024	60-000-000-53-5302-000C	43.54
				Beef Jerkey for Halfway House	0	0892_2405300000	171.06.2024	60-000-000-14-1411-000C	367.92
				Walgreens Photo for Retirement	0	0959_2405010000	171.06.2024	60-611-415-54-5426-000C	12.99
				Walgreens Photo for Retirement	0	0959_2405280000	171.06.2024	60-611-415-54-5426-000C	12.99
				Rolls and Sausage	0	0967_2405120000	171.06.2024	60-000-000-14-1411-000C	55.11
				Meatballs	0	0967_2405170000	171.06.2024	60-000-000-14-1411-000C	600.31
				Harp Beer Cases	0	0967_2405190000	171.06.2024	60-000-000-14-1412-000C	37.98
				Rotary Club of Wheaton Golf Outing	0	4600_2405080000	171.06.2024	60-000-000-54-5438-000C	345.44
				New Commissioner Name Plates/Name Tags	0	4600_2405080000	171.06.2024	60-000-000-54-5401-000C	31.66
				Ex Asst NRPA CPRP Renewal	0	4600_2405090000	171.06.2024	60-000-000-54-5432-000C	23.34
				Wheaton Lions Golf Outing Foursomes	0	4600_2405140000	171.06.2024	60-000-000-54-5438-000C	733.34
				PGA Golf Annual Membership Dues	0	5979_2405240000	171.06.2024	60-000-000-54-5425-000C	786.92
				PGA Golf Annual Membership Dues	0	5979_2405240000	171.06.2024	60-000-000-54-5425-000C	786.92
				Sunglasses	0	5979_2405260000	171.06.2024	60-000-000-14-1431-000C	310.00
				Rosatis Pizza Lunch for Training	0	9060_2405220000	171.06.2024	60-000-000-54-5432-000C	416.70
				Yelp Inc	0	9342_2405010000	171.06.2024	60-612-415-54-5426-000C	75.00
				Here Comes The Guide	0	9342_2405010000	171.06.2024	60-612-415-54-5426-000C	165.00
				Cms Text LLC	0	9342_2405020000	171.06.2024	60-611-415-54-5426-000C	63.90
				The Knot Worldwide	0	9342_2405030000	171.06.2024	60-612-415-54-5426-000C	710.00
				The Knot Worldwide	0	9342_2405280000	171.06.2024	60-612-415-54-5426-000C	710.00
				Yelp Inc	0	9342_2406010000	171.06.2024	60-611-415-54-5426-000C	75.00
				Here Comes The Guide	0	9342_2406010000	171.06.2024	60-612-415-54-5426-000C	165.00
								Vendor Total:	18,520.01
04274			Columbus Data Services LLC						
				05/24 ATM ICHG Trans Service Fees	0	053124	141.06.2024	60-000-000-52-5214-000C	18.19
								Vendor Total:	18.19
04374			Wheaton Bank and Trust Company						
				To Record ATM Replenishment out of the WB& 0		061724ATM	141.06.2024	60-000-000-10-1011-000C	16,000.00
								Vendor Total:	16,000.00
05134			SpotOn						
				SpotOn Credit Card Fees for May 2024	0	053124	141.06.2024	60-612-000-52-5239-000C	10,572.86
								Vendor Total:	10,572.86
05816			Breakthru Beverage Illinois, LLC						
				Inv# 116030878 Liquor	167702	116030878	162.06.2024	60-000-000-14-1412-000C	3,096.00
				Inv# 116155625 Liquor	167702	116155625	162.06.2024	60-000-000-14-1412-000C	2,242.93
				Inv# 116264329 Liquor	167726	116264329	163.06.2024	60-000-000-14-1412-000C	3,805.45
				Inv# 116377769 Liquor	167773	116377769	161.07.2024	60-000-000-14-1412-000C	4,600.63
				CM# 411594558 Liquor	167773	411594558	161.07.2024	60-000-000-14-1412-000C	-108.00
				CM# 412056050 Liquor	167773	412056050	161.07.2024	60-000-000-14-1412-000C	-76.30
				CM# 412129373 Liquor	167773	412129373	161.07.2024	60-000-000-14-1412-000C	-324.00
				CM# 412390201 Liquor	167773	412390201	161.07.2024	60-000-000-14-1412-000C	-46.00

Fund	Description	Vendor No	Vendor Name	Check No	Invoice Number	Batch Number	GL Account Number	Amount
Line Item	Description							
Vendor Total:								13,190.71
06279	Paylocity Corporation							
06/14/2024	Payroll Processing	0	112450579	141.06.2024	60-000-000-52-5211-000C			1,562.71
06/28/2024	Payroll Processing	0	112470697	141.06.2024	60-000-000-52-5211-000C			2,640.34
Vendor Total:								4,203.05
06712	FDS Holdings Inc.							
05/24	Cardconnect Gateway Fees	0	053124	141.06.2024	60-612-901-52-5239-000C			5,297.11
Vendor Total:								5,297.11
07425	R.F. Beverage LLC							
Inv# 489942	Wine	167714	489942	162.06.2024	60-000-000-14-1412-000C			371.00
Vendor Total:								371.00
07460	Elgin Beverage Co.							
Inv# 4224	Beer	167706	4224	162.06.2024	60-000-000-14-1412-000C			546.50
Vendor Total:								546.50
Fund Total:								117,075.57
70	Information Technology							
04121	UMB Bank N.A.							
Domain Name Registration Renewals		0	0959_2405210000	171.06.2024	70-000-000-52-5240-000C			246.87
Vendor Total:								246.87
05134	SpotOn							
07/24	SpotOn Monthly Cloud Subscription Fee	0	INV918217	141.06.2024	70-000-000-52-5240-000C			459.50
Vendor Total:								459.50
Fund Total:								706.37
75	Health Insurance							
06725	Health Care Service Corporation							
WDSRA % for July 2024		0	070124	161.07.2024	75-000-000-12-1222-000C			435.23
Foundation % for July 2024		0	070124	161.07.2024	75-000-000-12-1221-000C			221.15
Retiree Health/Dental for July 2024		0	070124	161.07.2024	75-000-000-21-2137-000C			4,773.99
Employee Health and Dental for July 2024		0	070124	161.07.2024	75-000-000-52-5231-000C			173,165.34
Vendor Total:								178,595.71
Fund Total:								178,595.71
Report Total:								680,844.67



Wheaton Park District

Wheaton Park District Board of Commissioners Meeting Minutes

Wednesday June 19, 2024 5:00 p.m.

City of Wheaton Council Chambers 303 W. Wesley Street Wheaton, Illinois

CALL TO ORDER –President Kelly called the meeting to order at 5:00 p.m. Barrett, Frey, Mee, Pecharich, and Vires were present.

Commissioner Welker was absent

PRESENTATIONS

None

COMMUNITY INPUT

None

CONSENT AGENDA

- A. Approval of the Disbursements totaling \$1,573.655.13 for the period beginning May 8, 2024, and ending, June 11, 2024
- B. Approval of the Disbursements totaling \$562,298.37 for the period beginning May 8, 2024, and ending, June 11, 2024
- C. Approval of Subcommittee Meeting Minutes May 1, 2024
- D. Approval of Board Meeting Minutes May 15, 2024
- E. Approval of Subcommittee Meeting Minutes June 5, 2024

Commissioner Mee moved to approve the consent agenda as presented. Seconded by Commissioner Frey. No discussion.

Motion passed by roll call vote.

Ayes: Barrett, Frey, Mee, Pecharich, Vires, Kelly

Nays: None

Abstain: None

Absent: Welker

UNFINISHED BUSINESS

None

NEW BUSINESS

1. 2023 Annual Comprehensive Financial Report

Commissioner Vires moved to accept the 2023 Wheaton Park District Annual Comprehensive Financial Report. Seconded by Commissioner Barrett. Executive Director Benard stated that an overview of the 2023 report is in the June 5, 2024, Subcommittee minutes which will be posted on our website. Motion passed by voice vote.

2. National Recreation and Parks Association Educational Conference and Exposition

Commissioner Mee moved to approve attendance for one Commissioner at the National Recreation and Parks Association Educational Conference and Exposition October 8-10, 2024 in Atlanta, GA at a cost not to exceed \$3,000. Seconded by Commissioner Frey. No discussion. Motion passed by voice vote.

3. Memorial Park Alcohol Sales

Commissioner Frey moved to approve alcohol sales in Memorial Park on August 25, 2024, during the Summer Entertainment Series concert. Seconded by Commissioner Pecharich. No discussion. Motion passed by voice vote.

4. Northside Park Pickleball and Basketball Court Improvement Project

Commissioner Vires moved to accept the base bid, alternate #1 and a poor soils remediation contingency amount from Chicagoland Paving at a cost not to exceed \$202,815 for the Northside Park Pickleball and Basketball Court Improvement Project. Seconded by Commissioner Barrett. President Kelly stated that once this bid is awarded, we will meet with the contractor to discuss options for poor soil remediation.

Motion passed by roll call vote.

Ayes: Barrett, Frey, Mee, Pecharich, Vires, Kelly

Nays: None

Abstain: None

Absent: Welker

5. Northside Park Girl Scout Cabin Renovation Assessment and Design

Commissioner Frey moved to accept the proposal from AltusWorks for \$28,250 for the Northside Park Girl Scout Cabin Renovation Assessment and Design Project. Seconded by Commissioner Barrett. No discussion.

Motion passed by roll call vote.

Ayes: Barrett, Frey, Mee, Pecharich, Vires, Kelly

Nays: None

Abstain: None

Absent: Welker

6. Briar Patch Park Renovation Project

Commissioner Mee moved to approve a contract with Forever Lawn for the provision and installation of artificial turf surfacing at a cost of \$23,273.22 as part of the Briar Patch Park Adult Fitness Area Installation Project. Seconded by Commissioner Frey.

Commissioner Mee asked when construction will begin. Director of Parks & Planning Sperl said they are putting the equipment in now so possibly in July or August.
Motion passed by voice vote.

7. Sensory Garden Playground Improvement Project

Commissioner Pecharich moved to approve a contract with Perfect Turf LLC for the provision and installation of poured in place surfacing with a 10-year warranty at a cost of \$124,889.79 as part of the Sensory Garden Playground 5-12 Year Play Area Installation Project. Seconded by Commissioner Barrett. Executive Director Benard stated that he will approach the Play For All Foundation board about amending our donation and reimbursement agreement to include the swing area alternate and then seek a change order to have that aspect of the project added.

Motion passed by roll call vote.

Ayes: Barrett, Frey, Mee, Pecharich, Vires, Kelly

Nays: None

Abstain: None

Absent: Welker

8. Arrowhead Golf Club – Bid Results for Linen Supply

Commissioner Barrett moved to approve the bid from Vestis Uniform and Workplace Supplies for a three-year agreement starting on August 24, 2024, and ending August 23, 2027. Seconded by Commissioner Pecharich. Executive Director Benard stated that we do not have a specific dollar amount to contract for because it is a moving target based on event scheduling, however last year we were under \$30,000 last year for this expense.

Motion passed by roll call vote.

Ayes: Barrett, Frey, Mee, Pecharich, Vires, Kelly

Nays: None

Abstain: None

Absent: Welker

REPORTS FROM STAFF

Executive Director Benard stated that summer programs are in full swing. He commended his staff on working hard to make the lives of residents and visitors better. The summer entertainment series kicks off this Friday.

Benard thanked Director of Finance Simpson and Assistant Finance Director Meger for their excellent work on the 2023 financial audits.

Commissioner Pecharich was impressed that every program number had increased from last year.

Commissioner Mee commended Director of Recreation Beyer for the excellent work on their annual report. The 2023 year end reviews are extremely helpful. He is impressed with the number of staff that have earned their CPRP certifications. He recognized that the Parks Plus Fitness Center numbers and the sports program and camp numbers have increased as well. He thanked Director of Marketing Wilhelmi for all her hard work

promoting all our programs and events as well as a job well done at the Cream of Wheaton. He stated that Cosley Zoo revenue increased over last year at this time. He thanked donors for the money that has been raised this year.

President Kelly hosted a small golf outing at Arrowhead recently and thought the Arrowhead staff did an excellent job.

CLOSED SESSION

At 5:15 p.m., Commissioner Mee moved to recess to closed session for the purpose of Discussion of minutes of meetings lawfully closed under this Act, whether for purposes of approval by the body of the minutes or semi-annual review of the minutes, 5 ILCS 120/2 (c) (21) Commissioner Pecharich seconded.

Motion passed by roll call vote.

Ayes: Barrett, Frey, Mee, Pecharich, Vires, Kelly

Nays: None

Abstain: None

Absent: Welker

At 5:28 p.m. the board reconvened to open session.

POSSIBLE ACTION ON ITEMS DISCUSSED IN CLOSED SESSION

1. **Resolution 2024-03** – Resolution Concerning the Release of Certain Closed Session Minutes

Commissioner Mee moved to approve Resolution 2024-03 the release of certain closed session minutes. Seconded by Commissioner Barrett. No discussion.

Motion passed by roll call vote.

Ayes: Barrett, Frey, Mee, Pecharich, Vires, Kelly

Nays: None

Abstain: None

Absent: Welker

At 5:29 p.m., Commissioner Mee moved to adjourn the meeting. Commissioner Vires seconded. Motion passed by voice vote.



Wheaton Park District

**Wheaton Park District Board of Commissioners
BUILDINGS, GROUNDS AND FINANCE
SUBCOMITTEE MEETING MINUTES
Wednesday July 10, 2024, 5:00 p.m.
DuPage County Historical Museum
Wheaton, IL 60187**

CALL TO ORDER –

President Kelly called the meeting to order at 5:00 p.m., Commissioner Barrett, , Commissioner Mee, Commissioner Pecharich, Commissioner Welker & Commissioner Vires were present.

Commissioner Frey was absent

Staff Present included: Executive Director Benard, Executive Assistant Siciliano, Director of Parks & Planning Sperl Superintendent of Planning Hinchee,

COMMUNITY INPUT

None

DISCUSSION ITEMS

Buildings and Grounds

1. **Sensory Garden Playground** – Review of Amendment to the Funding and Reimbursement Agreement for the Purchase and Installation of an Additional Playground and Picnic Shelter for the Sensory Garden Playground Between the Wheaton Park District and the Play For All Playground and Garden Foundation

Executive Director Benard said that it had been discussed with the board at a previous meeting, to seek an increase in the amount of the reimbursement agreement with the Play For All Foundation from \$600,000 to \$650,000 to cover the swing area as well as the playground area. President Kelly asked if staff installs this. Benard said we do not, in order to maintain the warranty, it needs to be installed by Perfect Turf LLC.

2. **Central Athletic Complex** – Review of Change Order 1 from Utility Dynamics Corp. for the Central Athletic Complex Field #31 Lighting Project

Staff reported that this change order was reviewed with the Buildings and Grounds Committee Chair. There were no questions from the board.

3. **Equipment Purchase** – Review of Quotes for a Vermeer S925TX Mini skid steer Replacement

Director of Parks & Planning Sperl said that the different divisions of his department test drove this skid steer and liked it. Staff will provide 3 quotes to show that we are getting the best price through the auction. President Kelly said he would like to see the auction report. Sperl said we do better selling these at auction instead of trading them in, we should get \$10,000-\$15,000 for this piece of equipment at auction.

Commissioner Pecharich asked what the lifespan for this equipment is. President Kelly said that these have machine hours, so it depends on how often it is used and not how old it is. Sperl said that this skid steer is used almost daily. He said that we will keep this one for awhile after we get the new one because during the busy season it is good to have two to share between divisions.

4. **Equipment Purchase** – Review of Recommendation to Replace Truck #1103 in 2024 and Delay Truck #1112 Replacement to 2025

Benard explained that truck #1112 that the board previously approved to replace will now be delayed to 2025 because truck #1103 is now in worse condition and should be replaced first.

Finance and Administration

1. Review of 2024 Board Meeting Schedule

Benard asked to move the August 7th Subcommittee meeting to the following week due to scheduling conflicts. The board agreed to move the August 7th Subcommittee meeting to Thursday August 15th. The August regular meeting will remain on August 21st.

ADJOURNMENT

At 5:21 p.m. Commissioner Mee moved to adjourn the meeting to closed session. Seconded by Commissioner Pecharich.

Motion carried by Roll Call Vote

Ayes: Barrett, Mee, Pecharich, Welker, Vires, Kelly

Nays: None

Absent: Frey

Persons with disabilities requiring reasonable accommodation to participate in this meeting should contact the park district's ADA Compliance Officer, Michael Benard, at the park district's Administrative Office, 102 E. Wesley Street, Wheaton, IL Monday through Friday from 8:30 am until 4:30 pm at least 48 hours prior to the meeting. Requests for a qualified ASL interpreter require five (5) working days advance notice. Telephone number 630.665.4710; fax number 630.665.5880.



create.
discover.
play.

Board of
Commissioners

John Kelly

John Vires

William Barrett

Bob Frey

Terry A. Mee

Linda Pecharich

Angela Welker

Executive Director

Michael Benard

630.510.4945

Community Center

630.690.4880

Administration

102 E. Wesley St.

Wheaton, IL 60187



BUILDINGS GROUNDS & FINANCE SUBCOMMITTEE & SPECIAL MEETING SCHEDULE 2024

UPDATED July 17, 2024

The Wheaton Park District Board of Commissioners Buildings Grounds and Finance Subcommittee meetings for the year 2024 will be held on the following dates. The Buildings Grounds and Finance Subcommittee meetings typically take place on the first Wednesday of each month at the DuPage County Historical Museum 102 E. Wesley Street, Wheaton, IL, Beginning at 5:00 p.m. **Please note deviations below in bold.**

January 10	Buildings Grounds & Finance Meeting Second Wednesday of the month
January 27	Finance Subcommittee 9:00 a.m. at the Community Center 1777 S. Blachard St.
February 7	Building Grounds & Finance Meeting
March 6	Buildings Grounds & Finance Meeting & Special Meeting
April 3	Buildings Grounds & Finance Meeting & Special Meeting
May 1	Buildings Grounds & Finance Meeting
June 5	Buildings Grounds & Finance Meeting
July 10	Buildings Grounds & Finance Meeting Second Wednesday of the month
August 7	Buildings Grounds & Finance Meeting Canceled
August 15	Buildings Grounds & Finance Meeting Third Thursday of the month
September 4	Buildings Grounds & Finance Meeting
October 2	Buildings Grounds & Finance Meeting
November 6	Buildings Grounds & Finance Meeting
December 4	Buildings Grounds & Finance Meeting

Respectfully Submitted

Michael Benard
Board Secretary

Persons with disabilities requiring reasonable accommodation to participate in this meeting should contact the park district's ADA Compliance Officer, Michael Benard, at the park district's Administrative Office, 102 E. Wesley Street, Wheaton, IL Monday through Friday from 8:30 am until 4:30 pm at least 48 hours prior to the meeting. Requests for a qualified ASL interpreter require five (5) working days advance notice. dsiciliano@wheatonparks.org or Telephone number 630-510-4944 Fax number 630.665.5880



TO: Board of Park Commissioners

FROM: Michael J. Benard, Executive Director

RE: **Amendment to the Funding and Reimbursement Agreement for Purchase and Installation of an Additional Playground and Picnic Shelter for the Sensory Playground Between the Wheaton Park District and the Play for All Playground and Garden Foundation**

DATE: July 17, 2024

SUMMARY:

In November 2023, a Funding and Reimbursement Agreement was approved for the Sensory Playground between the Wheaton Park District and the Play for All Playground and Garden Foundation. This agreement anticipated \$600,000 for the cost of the playground designed for 5- to 12-year-olds and a picnic shelter.

During the bid process for the playground surfacing, a cost was requested for replacing the engineered wood fiber under the existing swings with a unitary surface that would match what is being installed under the new playground equipment. The additional cost would exceed the \$600,000 currently identified in the agreement by \$18,786 and would use the \$30,540 contingency that was a part of the previous cost estimate. Increasing the reimbursement amount to \$650,000 would account for both the overage and include a \$31,214 contingency.

PREVIOUS COMMITTEE/BOARD ACTION:

- April 2014 – Park Board approved phase one funding and reimbursement agreement for 2-5-year playground and central gathering area
- April 2019 - Park Board approved phase two funding and reimbursement agreement for treehouse
- March 2020 – Park Board approved first amendment to the April 2019 agreement
- May 2021 – Park Board authorizes purchase of a Gravity Rail with documentation that the foundation secured sufficient resources for reimbursement
- July 2021 – Park Board authorizes purchase of a Net Climber with documentation that the foundation secured sufficient resources for reimbursement
- September 2021 – Funding and reimbursement agreement for the gravity rail and net climber approved.
- November 2023 - Funding and reimbursement agreement for the 5-12 year old playground equipment and picnic shelter approved.

REVENUE OR FUNDING IMPLICATIONS:

The Play for All Foundation would need to approve this amendment as well to increase the reimbursement amount to \$650,000.

ATTACHMENTS:

- Statement of Issue from June 2024 identifying the additional costs for the swing area.
- Ordinance 2024-05
- First Amendment to the Funding and Reimbursement Agreement

RECOMMENDATION:

It is recommended that the board of commissioners approve an amendment to the Funding and Reimbursement Agreement for the Purchase and Installation of and Additional Playground and Picnic Shelter for the Sensory Garden and Playground Between the Wheaton Park District and the Play for All Playground and Garden Foundation to increase the reimbursement amount to \$650,000.

TO: Board of Commissioners
 FROM: Rob Sperl, Director of Parks and Planning
 Steve Hinchee, Superintendent of Planning
 THROUGH: Michael Benard, Executive Director
 RE: Play for All 5-12 Playground Safety Surfacing
 DATE: June 19, 2024



SUMMARY:

As a part of the planned Play For All 5-12 year old playground construction, playground safety surfacing must be installed. Additionally, staff requested pricing to convert the swing area that is currently engineered wood fiber to a unitary surface. Staff continue to recommend unitary surfacing for consistency of safety and accessibility. Our bid specifications are written to allow for a variety of surfacing types that will meet the current standards for fall protection and accessibility.

Plans and specifications were prepared by staff and sent to 20 contractors. Bids were solicited on May 9, 2024 and they were opened on May 23, 2024. The results were as follows with recommended action highlighted:

Contractor	Surface Type	5-12 Play Area	Swing Area	Alternate 1-Ten Year Warranty**
Perfect Turf LLC	Art. Turf	\$141,900	\$54,200	included
Perfect Turf LLC	Poured-in-place	\$112,228	\$44,612	\$17,695*

**Extended warranty was priced for both areas. \$12,661.79 is the portion for the 5-12 play area based on area compared to swings per contractor.*

While we are disappointed at receiving pricing from only one contractor, based on a review of recent prior playground surfacing bid results, we are confident that this is a reasonable price. One of the potential bidders communicated to us that they have not been able to compete with the pricing from this company as a reason for not bidding.

Perfect Turf is the lowest responsive bid for materials and installation. Lab tests were provided to demonstrate the surface meets specifications. Perfect Turf has successfully completed a number of projects for the district in the past.

Alternate #1 requested an additional cost for a ten-year extended warranty. This is recommended to ensure the surface lasts at least half the expected life cycle of the playground equipment. (**This is done to create a level basis of bid as terms of company warranties can vary).

PREVIOUS COMMITTEE/BOARD ACTION:

A Funding and Reimbursement Agreement for Equipment Purchase for the Sensory Playground Between the Wheaton Park District and the Play for All Playground and Garden Foundation in the amount of \$600,000 was approved at the November 27, 2023 board meeting.

REVENUE OR FUNDING IMPLICATIONS:

\$500,000 is budgeted in the FY 2024 budget for this project and the balance will be budgeted in FY 2025 as this project will begin in Fall of 2024 and be completed in Spring of 2025. Regardless, the Play For All Foundation will be reimbursing the park district for related project costs up to \$600,000.

The anticipated total project costs are as follows:

Item	Cost- 5-12 Year Play Area without Swing Area	Cost- 5-12 Year Play If Swing Area alternate is approved	
Equipment - NuToys	\$382,776.00	\$382,776.00	Purchased
Shelter	\$29,715.00	\$29,715.00	Purchased
Playground Surfacing	\$124,889.79	\$174,535.00	Proposed
Playground Site Work	\$20,760.00	\$20,760.00	Estimated
Shelter Site Work	\$6,000.00	\$6,000.00	Estimated
Permitting	\$5,000.00	\$5,000.00	Estimated
Contingency	\$30,540.00	\$0.00	Unknown at this time
Total	\$600,000.00	\$618,786.00	

STAKEHOLDER PROCESS:

N/A

LEGAL REVIEW:

Our legal counsel provided the front-end bid documents and sample legal agreement that will be used with the selected bidder.

ATTACHMENTS:

LSI rendering

ALTERNATIVES:

The swing area may be added if additional funding is secured.

RECOMMENDATION:

It is recommended that the Wheaton Park District Board of Commissioners approve a contract for the provision and installation of the Play For All Park Playground poured in place surfacing for the 5-12 play area at a cost of \$112,228, and a ten year warranty at a cost of \$12,661.79 from Perfect Turf LLC for a total amount of \$124,889.79.



landscape structures

Shane's Inspiration - Wheaton

1151447-01-03-03 • 05 09 2023

nutroys
Leisure Products

©2023 Landscape Structures. All Rights Reserved

**WHEATON PARK DISTRICT
ORDINANCE NO. 2024-05**

**AN ORDINANCE APPROVING THE TERMS AND AUTHORIZING THE EXECUTION OF THE FIRST
AMENDMENT TO A FUNDING AND REIMBURSEMENT AGREEMENT FOR THE
PURCHASE AND INSTALLATION OF AN ADDITIONAL PLAYGROUND AND PICNIC SHELTER FOR
THE SENSORY GARDEN AND PLAYGROUND BETWEEN THE WHEATON PARK DISTRICT AND
PLAY FOR ALL PLAYGROUND AND GARDEN FOUNDATION**

WHEREAS, Play For All Playground and Garden Foundation (“Play for All”) and the Wheaton Park District (“Park District”) are parties to an agreement entitled “Funding and Reimbursement Agreement for the Purchase and Installation of an Additional Playground and Picnic Shelter for the Sensory Garden and Playground Between the Wheaton Park District and Play For All Playground and Garden Foundation made and entered into on November 29, 2023” (“Agreement”); and

WHEREAS, Play for All and the Park District wish to amend the Agreement to modify the Construction Fee, as that term is defined in Section 1 of the Agreement; and

WHEREAS, Play for All and the Park District have determined that it is in their respective best interests to amend the Agreement on the terms and subject to the conditions set forth in the “First Amendment to Funding and Reimbursement Agreement for the Purchase and Installation of an Additional Playground and Picnic Shelter Between the Wheaton Park District and Play For All Playground and Garden” (“Amendment”).

NOW, THEREFORE, IT IS HEREBY ORDAINED by the Board of Park Commissioners of the Wheaton Park District, DuPage County, Illinois as follows:

1. The foregoing preambles to this Ordinance are hereby determined to be true and correct and are hereby incorporated in and made part of this Ordinance.
2. The form, terms and provisions of the proposed Amendment as presented to the Park District’s Board of Park Commissioners (“Park Board”) at this meeting are hereby in all respects approved as provided herein.
3. The President and Secretary of the Park Board, or his or her designee, are hereby authorized and directed to execute and deliver the Amendment, in the name and on behalf of the Park District, and to take all such other actions and steps and execute all such further documents as said President and Secretary, or his or her designee, deem necessary or appropriate to carry out the terms and conditions of the Amendment and to effectuate its purpose.

Adopted this 17th day of July, 2024 by roll call vote of the members of the Board of Park Commissioners as follows:

Roll Call:

Ayes: _____

Nays: _____

Absent: _____

Abstain: _____

President, Board of Park
Commissioners

ATTEST:

Secretary, Board of Park Commissioners

SECRETARY'S CERTIFICATE

I, Michael J. Benard, do hereby certify that I am Secretary of the Board of Park Commissioners of the Wheaton Park District, DuPage County, Illinois, and as such official, I am keeper of the records, ordinances, files and seal of said Park District; and I hereby certify that the foregoing instrument is a true and correct copy of:

ORDINANCE NO. 2024-05 AN ORDINANCE APPROVING THE TERMS AND AUTHORIZING THE EXECUTION
OF THE FIRST AMENDMENT TO A FUNDING AND REIMBURSEMENT AGREEMENT FOR THE
PURCHASE AND INSTALLATION OF AN ADDITIONAL PLAYGROUND AND PICNIC SHELTER FOR THE
SENSORY GARDEN AND PLAYGROUND BETWEEN THE WHEATON PARK DISTRICT AND PLAY FOR ALL
PLAYGROUND AND GARDEN FOUNDATION

adopted at a duly called Regular Meeting of the Board of Park Commissioners of the Wheaton Park District, held at Wheaton, Illinois, in said District at 7:00 p.m. on the 17th day of July, 2024

I do further certify that the deliberations of the Board on the adoption of said Ordinance were conducted openly, that the vote on the adoption of said ordinance was taken openly, that said meeting was called and held at a specified time and place convenient to the public, that notice of said meeting was provided in strict compliance with the provisions of the Open Meetings Act of the State of Illinois, as amended, and with the provisions of the Park District Code of the State of Illinois, as amended, and that the Board has complied with all of the provisions of said Act and said Code and with all of the procedural rules of the Board.

IN WITNESS WHEREOF, I hereunto affix my official signature and the seal of said Wheaton Park District at Wheaton, Illinois this 17th day of July, 2024.

Michael J. Benard, Secretary
Board of Park Commissioners
Wheaton Park District

[SEAL]

**FIRST AMENDMENT TO A FUNDING AND REIMBURSEMENT AGREEMENT FOR THE
PURCHASE AND INSTALLATION OF AN ADDITIONAL PLAYGROUND AND PICNIC SHELTER FOR
THE SENSORY GARDEN AND PLAYGROUND BETWEEN THE WHEATON PARK DISTRICT AND
PLAY FOR ALL PLAYGROUND AND GARDEN FOUNDATION**

This First Amendment (“Amendment”) is made and entered into this 17th day of July, 2024, by and between Play For All Playground and Garden, an Illinois not-for-profit corporation (“Play for All”) and the Wheaton Park District, an Illinois park district and unit of local government (“Park District”), and amends, in certain respects, that certain Funding and Reimbursement Agreement for the Purchase and Installation of an Additional Playground and Picnic Shelter for the Sensory Garden and Playground Between the Wheaton Park District and Play For All Playground and Garden Foundation made and entered into on November 29, 2023 (“Agreement”). Capitalized terms used but not otherwise defined herein shall have the meanings ascribed to them in the Agreement.

RECITALS

WHEREAS, Play for All and Park District are Parties to an Agreement regarding the financing, purchase and installation of an additional playground and picnic shelter to be located on certain property that the Park District currently leases from the DuPage County Forest Preserve District ; and

WHEREAS, Play for All and Park District wish to amend the Agreement to modify the Construction Fee set forth in Section 1 of the Agreement; and

WHEREAS, District and Park District have determined that it is in their respective best interests to amend the Agreement on the terms and subject to the conditions set forth below.

NOW, THEREFORE, in consideration of the foregoing and for other good and valuable consideration, the receipt and sufficiency of which is hereby acknowledged, and intending to be legally bound hereby, the Parties agree to the following:

1. Incorporation of Recitals. The foregoing recitals are incorporated herein by reference as though fully set forth in this Section 1.

2. Funding. The first sentence of Section 1 of the Agreement, entitled “FUNDING” is stricken and replaced with the following:

Play for All hereby agrees to pay or reimburse the Park District the sum of Six Hundred and Fifty dollars (\$650,000), which constitutes the full cost of all materials required to construct the Project (the “Construction Fee”), according to the funding procedure outlined in Section 1 and 2 of this Agreement.

3. Counterparts. This Amendment may be executed in counterparts, each of which shall be an original but all of which taken together shall constitute but one and the same instrument. In the event any signature is delivered by facsimile or by e-mail delivery of a scanned .pdf file, such signature shall create a valid and binding obligation of the party with the same force and effect as if the facsimile or scanned .pdf signature page were an original thereof.

5. Entire Agreement; Modification. All other terms and conditions contained in the Agreement remain unchanged. The Agreement and this Amendment contain all of the terms and conditions agreed on by the Parties with respect to the subject matter hereof, and no other alleged communications or agreements between the Parties, written or otherwise, shall vary the terms hereof. Any modification of the Agreement or this Amendment must be in writing and signed by all Parties.

IN WITNESS WHEREOF, the parties have executed this Amendment as of the date set forth below.

PLAY FOR ALL PLAYGROUND AND GARDEN

WHEATON PARK DISTRICT

By: _____

By: _____

Its: _____

Its: _____

Attest: _____

Attest: _____

Its: _____

Its: _____

Date: _____

Date: _____

TO: Board of Commissioners

FROM: Rob Sperl, Director of Parks & Planning
Steve Hinchee, Superintendent of Planning

THROUGH: Michael Benard, Executive Director

RE: Central Athletic Complex - Sports Field Lighting Field #31- Change Order 1

DATE: July 17, 2024



SUMMARY:

During construction, the contractor encountered unexpected water, rock, and sand underground, resulting in additional excavation, framing, and concrete pouring. Staff also observed these conditions during construction. The contractor provided the attached documentation of these conditions and submitted a request for change in the amount of \$5,183.94 to account for labor and materials. They identified the additional machine time but did not request payment for this.

PREVIOUS COMMITTEE/BOARD ACTION:

A contract with Utility Dynamics in the amount of \$71,100 was approved at the February 21, 2024 Board meeting.

REVENUE OR FUNDING IMPLICATIONS:

The Board approved a \$7,100 (10%) contingency at the time the contract was approved.

STAKEHOLDER PROCESS:

N/A

LEGAL REVIEW:


Contract documents were provided by our legal counsel.

ATTACHMENTS:

Musco lighting plan
Utility Dynamics Corp. request for change.

RECOMMENDATION:

It is recommended that the Wheaton Park District Board of Commissioners approve change order 1 with Utility Dynamics Corp. for the Central Athletic Complex Sports Lighting in the amount of \$5,183.94.



New Light Poles

Central Park
 (Sheet 1)

EQUIPMENT LAYOUT

NOTES:
 1. See Plan for Pole Locations
 2. See Plan for Pole Heights
 3. See Plan for Pole Spacing
 4. See Plan for Pole Orientation

Existing System Requirements: After installation, the system shall be able to provide uniform lighting for the entire area.

Installation Requirements: Installation shall be in accordance with the manufacturer's instructions and shall be in accordance with the applicable codes and standards.

EQUIPMENT LIST FOR THIS PROJECT

Item #	Quantity	Unit	Manufacturer	Model	Notes
1	10	Light Pole	Light Pole	Light Pole	Light Pole
2	10	Light Pole	Light Pole	Light Pole	Light Pole
3	10	Light Pole	Light Pole	Light Pole	Light Pole
4	10	Light Pole	Light Pole	Light Pole	Light Pole
5	10	Light Pole	Light Pole	Light Pole	Light Pole
6	10	Light Pole	Light Pole	Light Pole	Light Pole
7	10	Light Pole	Light Pole	Light Pole	Light Pole
8	10	Light Pole	Light Pole	Light Pole	Light Pole
9	10	Light Pole	Light Pole	Light Pole	Light Pole
10	10	Light Pole	Light Pole	Light Pole	Light Pole

WORLDWIDE LIGHTING SYSTEMS COMPANY

Light Pole Height	10' Pole	12' Pole	15' Pole	20' Pole	25' Pole	30' Pole
Light Pole Height	10'	12'	15'	20'	25'	30'
Light Pole Spacing	10'	12'	15'	20'	25'	30'
Light Pole Orientation	10'	12'	15'	20'	25'	30'
Light Pole Manufacturer	10'	12'	15'	20'	25'	30'

SCALE IN FEET 1" = 50'

ENGINEERED DESIGN By: F&S #1045 (CAA) 17-Feb-23

Plan (containing) -> sheets shown are related to this sheet (containing) ->



See the full specification in section or get additional information visit our website: www.musco.com

EQUIPMENT LAYOUT

Central Sports Lighting Extra Day Charges Due to Site Conditions



Kevin Spencer <kspencer@utilitydynam

To Steve Hinchee

Cc Christie Maday



Wed 6/5/2024 4:34 PM

You replied to this message on 6/7/2024 12:28 PM.



Hi Steve,

Please see the attached breakdown for the extra day we had preparing the holes for concrete.

Due to the unexpected water, rock, and sand underground, our work digging, framing, and pouring took longer than we had budgeted in our bid. We also used far more concrete than we expected. The amount of concrete that Musco calculated in their documents was 2.4 cubic yards per foundation, where we used 9 yards total for two foundations. At 3' depth, the hole had collapsed due to the ground water, and we had to backfill with concrete. The collapse was 3' wider than the hole we had dug for the foundation and extended down for 4'.

UDC feels that these conditions were not evident during the bidding process and that our work is reimbursable due to unforeseen site conditions.

Please let me know if you have any questions.

Thank you

Kevin Spencer

Utility Dynamics Corporation

Office: (630) 554-1722

Contract: Central Sports Lighting
 Date: June 4 2024
 Description: Extra work on 5/23/24 due to poor site conditions

LABOR:	HOURS			TOTAL	RATE			TOTAL
	ST	OT	DT	HRS.	ST	OT	DT	
Gen Foreman	0.0	0.0	0.0	0.0	\$70.60	\$105.90	\$141.20	\$0.00
Foreman	9.0	0.0	0.0	9.0	70.25	\$105.38	\$140.50	\$632.25
Lineman	9.0	0.0	0.0	9.0	61.09	\$91.64	\$122.18	\$549.81
Groundman/Truck Driver	10.0	0.0	0.0	10.0	40.46	\$60.69	\$80.92	\$404.60
Groundman	10.0	0.0	0.0	10.0	39.04	\$58.56	\$78.08	\$390.40
Payroll Subtotal				38.0				\$1,977.08
Lineco/LMCC 7.00								\$266.00
Benefits 33.75%								\$667.28
Labor Subtotal								\$2,910.32
Plus % of Labor Total 35.00%								\$1,018.61
Total								\$3,928.93
Insurance - W/Comp. & Liab. 10.37%								\$205.02
Taxes on Payroll 16.80%								\$332.15
Ins. & Tax Subtotal								\$537.17
Plus % on Ins. & Taxes Total 10.00%								\$53.72
Total								\$590.88
TOTAL LABOR:								\$4,519.81

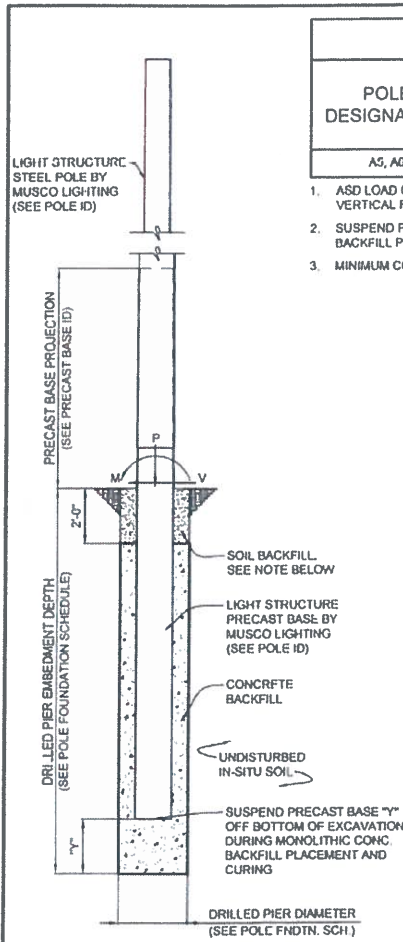
BILLING SUMMARY

MATERIAL:								
Extra Concrete due to Site Conditions				3	\$192.50			\$577.50
Subtotal Material								\$577.50
Plus 15 % Mark-up								\$86.63
TOTAL MATERIAL:								\$664.13

EQUIPMENT:								
1 Ton Service Truck				9.0	\$27.92			\$251.28
Bucket Truck - 26000 GVW - 52' Reach				0.0	\$0.00			\$0.00
Flatbed Truck, 30,000 GVW				0.0	\$0.00			\$0.00
Skidster, Rubber Tire				0.0	\$0.00			\$0.00
Mini Excavator - 35 HP				0.0	\$25.47			\$0.00
Breaker for Mini Excavator				0.0	\$0.00			\$0.00
Loader/Backhoe - 80 HP				0.0	\$0.00			\$0.00
Line Truck - 26000 GVW, with Digger Demck				10.0	\$58.42			\$584.20
Dump Truck - 4-6 YD,				10.0	\$42.55			\$425.50
Equipment Trailer, 14000GVW (7 Ton)				0.0	\$7.79			\$0.00
Equipment Trailer, 14000GVW (7 Ton)				0.0	\$0.00			\$0.00
Reel Trailer - 3 Position				0.0	\$0.00			\$0.00
Air Comp, 180 CFM - w/Brk'g Tools				0.0	\$0.00			\$0.00
Directional boring rig				0.0	\$0.00			\$0.00
Hydro-Excavating Vacuum				18.0	\$27.97			\$503.46
TOTAL EQUIPMENT:								NO CHARGE

SUBCONTRACTOR:								
				0.0	\$0.00			\$0.00
				0.0	\$0.00			\$0.00
Subtotal								\$0.00
Plus Mark Up - 5%								\$0.00
Total Subcontractor								\$0.00

Sub-Total Charge	\$5,183.94
Plus Bond, 0%	\$0.00
Total Charge	\$5,183.94



POLE FOUNDATION SCHEDULE							
POLE DESIGNATION	FORCES (1)			DRILLED PIER			
	MOMENT (M) FT-LBS	SHEAR (V) LBS	VERTICAL (P) LBS	DIAMETER INCHES	EMBEDMENT DEPTH	SUSPENSION "Y" (2)	CONCRETE BACKFILL YD ³ (3)
A5, A6	33,430	890	981	30	12'-0"	2'-0"	2.4

- ASD LOAD COMBINATION D + 0.6V. VERTICAL FORCE IS WEIGHT OF DRESSED POLE (DOES NOT INCLUDE PRECAST BASE WEIGHT)
- SUSPEND PRECAST BASE "Y" OFF THE BOTTOM OF THE EXCAVATION DURING MONOLITHIC CONCRETE BACKFILL PLACEMENT AND CURING
- MINIMUM CONCRETE BACKFILL VOLUME, SITE CONDITIONS MAY REQUIRE ADDITIONAL BACKFILL

PRECAST BASE IDENTIFICATION					
PRECAST BASE TYPE	PRECAST BASE WEIGHT	PRECAST BASE LENGTH	PROJECTION ABOVE GRADE	STANDARD EMBEDMENT	OUTSIDE DIAMETER
2B	1,690 LBS	17'-3"	7'-3"	10'-0"	12.00"

POLE IDENTIFICATION				
POLE DESIGNATION	POLE TYPE	PRECAST BASE TYPE	FIXTURE CONFIGURATION (FIX. PER XARM)	FIXTURE AND ACCESSORIES EPA (F ²)
A5, A6	LSS60AA	2B	4 (3)	10.2

* POLES A5 & A6 HAVE (1) MUSCO LED FIXTURE AT 15'-6" AGL. INCLUDED ABOVE.

POLE FOUNDATION ELEV.
SCALE NOT TO SCALE

SOIL BACKFILL NOTE
THE TOP TWO FEET OF ANNULUS SHALL BE BACKFILLED WITH SOIL, WITH A CLASSIFICATION OF CLASS 5 (TABLE 1806.2) OR BETTER. COMPACTION, 95% FOR COHESIVE SOIL AND 98% FOR A COHESIONLESS SOIL BASED UPON STANDARD PROCTOR TESTING (ASTM D698)

DESIGN NOTES

DESIGN PARAMETERS:
WIND: $V_{50} = 115$ MPH, $V_{100} = 89$ MPH (EXPOSURE C, RISK CATEGORY II) PER INTERNATIONAL BUILDING CODE, 2015 EDITION (ASCE 7-10). DESIGN WIND PARAMETERS ARE AS NOTED, ACTUAL EXPOSURE MUST BE VERIFIED FOR THE SITE BY THE PROPER GOVERNING OFFICIAL.

GEOTECHNICAL PARAMETERS:
ALLOWABLE END BEARING SOIL PRESSURE: 1,500 PSF
ALLOWABLE LATERAL SOIL BEARING PRESSURE (FROM BORING B-1): 0 PSF/FT (GRADE TO 2'-0"), 30 PSF/FT (2'-0" TO 3'-4"), 173 PSF/FT (3'-8" TO 16'-0") IN ACCORDANCE WITH THE 2015 EDITION OF THE INTERNATIONAL BUILDING CODE, CHAPTER 18

DESIGN SOIL PARAMETERS ARE AS NOTED. ACTUAL ALLOWABLE SOIL PARAMETERS MUST BE VERIFIED ON SITE. REFERENCE GEOTECHNICAL REPORT, JOB NO. 132028, PREPARED BY OZ ENGINEERING, LLC WHEATON, IL.

A GEOTECHNICAL ENGINEER OR REPRESENTATIVE OF IS RECOMMENDED (NOT REQUIRED) TO BE AVAILABLE AT THE TIME OF THE FOUNDATION INSTALLATION TO VERIFY THE SOIL DESIGN PARAMETERS AND TO PROVIDE ASSISTANCE IF ANY PROBLEMS ARISE IN FOUNDATION INSTALLATION.

ENCOUNTERING SOIL FORMATIONS THAT WILL REQUIRE SPECIAL DESIGN CONSIDERATIONS OR EXCAVATION PROCEDURES MAY OCCUR. POLE FOUNDATIONS WILL NEED TO BE ANALYZED ACCORDING TO THE SOIL CONDITIONS THAT EXIST. IF ANY DISCREPANCIES OR INCONSISTENCIES ARISE, NOTIFY THE ENGINEER OF SUCH DISCREPANCIES. FOUNDATIONS WILL THEN BE REVISED ACCORDINGLY. REVISIONS WILL BE ANALYZED PER RECOMMENDATIONS DIRECTED BY A REGISTERED ENGINEER.

ALL EXCAVATIONS MUST BE FREE OF LOOSE SOIL AND DEBRIS PRIOR TO FOUNDATION INSTALLATION AND CONCRETE BACKFILL PLACEMENT. TEMPORARY CASINGS OR DRILLERS SLURRY MAY BE USED TO STABILIZE THE EXCAVATION DURING INSTALLATION. CASINGS MUST BE REMOVED DURING CONCRETE BACKFILL PLACEMENT. CONCRETE BACKFILL MUST BE PLACED WITH A TREMIE WHEN SLURRY OR WATER IS PRESENT WITHIN THE EXCAVATION.

CONTRACTOR MUST BE FAMILIAR WITH THE COMPLETE SOIL INVESTIGATION REPORT AND BORINGS, AND CONTACT THE GEOTECHNICAL FIRM (IF NECESSARY) TO UNDERSTAND THE SOIL CONDITIONS AND THE POSSIBILITY OF GROUND WATER PUMPING AND EXCAVATION STABILIZATION OR BRACING DURING PRECAST BASE INSTALLATION AND PLACEMENT OF CONCRETE BACKFILL.

CONCRETE:
CONCRETE SHALL BE AIR-ENTRAINED AND HAVE A MINIMUM COMPRESSIVE DESIGN STRENGTH AT 28 DAYS OF 3,000 PSI. 3,000 PSI CONCRETE SPECIFIED FOR EARLY POLE ERECTION. ACTUAL REQUIRED MINIMUM ALLOWABLE CONCRETE STRENGTH IS 1,000 PSI. ALL PIERS AND CONCRETE BACKFILL MUST BEAR ON AND AGAINST FIRM UNDISTURBED SOIL.

GENERAL NOTES:
FIXTURES MUST BE LOCATED TO MAINTAIN 10' 0" MINIMUM HORIZONTAL CLEARANCE FROM ANY OBSTRUCTION. ENGINEER MUST BE NOTIFIED IF FOUNDATIONS ARE NEAR ANY RETAINING WALLS OR WITHIN / NEAR ANY SLOPES STEEPER THAN 3H : 1V. POLES, FIXTURES, PRECAST BASES, ELECTRICAL ITEMS AND INSTALLATION PER MUSCO LIGHTING



KYLE G LACINA
081-006181
DATE 7-18-2023
KYLE G. LACINA, P.E. - NO. 081-006181 DATE LICENSE RENEWAL DATE: NOVEMBER 30 2024
STRUCTURAL ENGINE RS P.C. NO. 184-4275

CENTRAL PARK
SOFTBALL 3
FIELD LIGHTING
WHEATON, IL



STRUCTURAL ENGINEERS, P.C.
114 NICHOLAS DRIVE
MARSHALLTOWN, IOWA 50158
PHONE NUMBER 641-752-6334
EMAIL: MSL.INFO@SEPC.BIZ

DRAWING TITLE POLE AND FOUNDATION SCALE: SEE PLAN NOTES SCAN #184065C	PROJECT NUMBER 184985
DATE 18 JULY 2023	DRAWING NUMBER C1
OF ONE	

OZINGA

WE EXIST TO MAKE A POSITIVE IMPACT ON INDIVIDUALS,
THEIR FAMILIES AND THE COMMUNITY FOR GENERATIONS

Ozinga Ready Mix Concrete, Inc.
P.O. Box 7410053, Chicago, IL 60674-5053
P: 708.326.4200 F: 708.326.4329

INVOICE

CUSTOMER NO.	DATE	INVOICE NO.	PAGE
CU017393	05/23/2024	ARI02032353	1 of 2

POS REFERENCE NO.
2085502

P.O. NO.	TERMS
3226	Net30

JOB NO.	LOT(S)
002464	

SHIPPED TO
211 E ILLINOIS ST WHEATON, IL

SOLD TO

28355 1 MB 0.571 E0418X 10801 D12883283942 S2 P10307256 0001:0002



UTILITY DYNAMICS CORP
23 COMMERCE DR
OSWEGO IL 60543-9305


DATE	PLANT	TICKET NO.	QUANTITY	UOM	DESCRIPTION	PRICE	EXTENSION	
05/23/24	282	201936	9.00	CYD	ENVIRONMENTAL CHARGE	3.25	29.25	
05/23/24	282	201936	1.00	LD	FUEL SURCHARGE	9.00	9.00	
05/23/24	282	201936	9.00	CYD	71-PCC-3Z39 4.6 WR SLG FULL AE	192.50	1732.50	
PRODUCT RECAP				QTY	PRICE	EXTENSION	TAX	TOTAL
EC	ENVIRONMENTAL CHARGE		9.00	3.25	29.25	2.34	31.59	
3Z39	71-PCC-3Z39 4.6 WR SLG FULL AE		9.00	192.50	1732.50	138.50	1871.10	
FS	FUEL SURCHARGE		1.00	9.00	9.00	0.72	9.72	


TWO HOLES REQUIRED 9 YARDS OF CONCRETE.
PER MUSCO, 1 HOLE WAS TO REQUIRE 2.4 YARDS.
0.6 YARDS IS NORMAL EXTRA DUE TO OVERDILLING, BELLING OUT.
WE ARE REQUESTING PAYMENT FOR 1.5 YARDS PER HOLE DUE TO
SITE CONDITIONS.


TOTAL CYDS:	9.00	TAXABLE AMOUNT:	1,770.75
TOTAL TONS:	0.00	EXEMPT AMOUNT:	0.00
		SALES TAX:	141.56
		INVOICE TOTAL:	1,912.41

ALL ORDERS ARE SUBJECT TO THE TERMS AND CONDITIONS FOUND AT: OZINGA.COM/TERMS

A finance charge of 1.5% per month (18% per annum) will be charged on all past due accounts.
000T:000Z







HOLE COLLAPSED
3' ABOVE AND
@ 3' DEPTH

COLLAPSE WAS 4 INCHES
@ 3' DEPTH

TO: Board of Commissioners

FROM: Rob Sperl, Director of Parks and Planning
Joe Themel, Fleet Manager

THROUGH: Michael Benard, Executive Director

RE: Vermeer S925TX Mini skid steer

DATE: July 17, 2024



SUMMARY:

The Park Services Department has budgeted to replace our 11-year-old Vermeer S800Tx mini skid steer (2013 – 1,820 hours). This equipment is used heavily throughout the parks department by all the different crews. This machine currently assists with trenching, auguring holes, playground building, moving stone, dirt and chips, tree removal and branch/log hauling.

The attachments we currently have are all interchangeable with this new machine. The new S925TX will do all that our current machine can including carrying a little more weight in the bucket and an increased tip load capacity. This same model machine was at parks on demo in early spring with great staff reviews.

The distributor of the machine is local, and it is readily available currently. We have a quote from Vermeer through Sourcewell pricing. We quoted a different brand but comparable machine for price comparison.

Vermeer Midwest	Vermeer S925TX Mini skid steer	\$38,798.00
Russo Power	Dingo TX1000	\$39,409.40
Ditch Witch Midwest	SK900 Mini skid steer	\$39,563.86

PREVIOUS COMMITTEE/BOARD ACTION:

N/A

REVENUE OR FUNDING IMPLICATIONS:

The FY2024 Budget (10-101-000-57-5706-0000) includes the following items for the Parks Equipment:

Item	Budget	Total Purchase	2024Budget #
#1209 – Tractor mini loader	\$40,000.00	\$38,798.00	10-101-000-57-5706-0000

STAKEHOLDER PROCESS:

Not applicable.

LEGAL REVIEW:

Our attorneys have reviewed cooperative purchasing agreements previously and provided opinions that they are acceptable alternatives to bidding.

ATTACHMENTS:

Sourcewell Contract Excerpt
Vermeer S925TX brochure
Vermeer S925TX Quote
Toro TX1000 Quote
Ditch Witch Quote

ALTERNATIVES:

N/A

RECOMMENDATION:

Staff recommends the purchase of a 2024 Vermeer S925TX Mini skid steer with Bucket from Vermeer Midwest in the amount of \$38,798.00.

Sourcewell Contract Pricing Page



Vermeer #031721-VRM

Pricing for contract #031721-VRM offers Sourcewell participating agencies the following discounts:


- Up to a 14% discount off list price
- In addition to the discount off MSRP, Vermeer's dealership network has the authority to consider volume discounts, member loyalty, and additional discounts at their discretion. Please contact the appropriate Vermeer Dealer or the Vermeer Corporate Accounts Department to discuss.



S925TX MINI SKID STEER



BUILT TO PERFORM. Get more out of each day with a rated operating capacity of 925lb (419.6 kg) while reaching to maximum hinge pin height at 85.5in (217.7cm).



HYDRAULIC BOOST. The S925nc comes standard with a dual hydraulic auxiliary system with high flow to power the most demanding attachments and a low flow to give the operator maximum control.



ADAPT TO THE CHALLENGE. With a universal mounting plate, option of 7 in (17.8 cm) or 9 in (22.9 cm) tracks and multiple engine options to choose from, the S925nc has the options to help increase productivity on the job.



SERVICEABILITY. Stay productive on the job with accessible service points. The S925nc also offers simple hose routings and ease of access to the fuse panel for maximum efficiency.



OPERATOR COMFORT. Enjoy the ride with a charet-style platform for operational comfort and pilot-operated ground drive to help you maintain smooth control on the worksite and in tight areas.



REST ASSURED. The 3-year/3000 hour extended limited warranty on the loader arms gives operators peace of mind on the job site.

S925TX MINI SKID STEER

GENERAL

Length with standard bucket: 106 in (269.2 cm)
Length without standard bucket: 84 in (213.4 cm)
Width with standard bucket (7 in [17.8 cm] tracks): 42 in (106.7 cm)
Width without standard bucket (7 in [17.8 cm] tracks): 36 in (91.4 cm)
Width with standard bucket (9 in [22.8 cm] tracks): 42 in (106.7 cm)
Width without standard bucket (9 in [22.8 cm] tracks): 40 in (101.6 cm)
Height: 58 in (147.3 cm)
Height (to hinge pin): 85.5 in (217.7 cm)
Ground clearance: 6 in (15.2 cm)
Bucket rollback at ground level standard bucket: 33°
Dump angle at max pin height standard bucket: 26°
Reach of standard bucket at full height: 22.87 in (58.1 cm)
Weight with standard bucket (9 in [22.8 cm] tracks): 3,595 lb (1,630.7 kg)
Weight with no bucket, (9 in [22.8 cm] tracks, diesel engine): 3,350 lb (1,519.5 kg)

ENGINE OPTION ONE

Make and model: Kubota V1505
Fuel type: Diesel
Fuel tank capacity: 13 gal (49.2 L)
Gross horsepower: 25 hp (18.6 kW)
Max engine torque: 69 ft-lb (93.6 Nm)
Cooling system: Liquid
Max angle of inclination: 30°
Hydraulic system flow: 12 gpm (45.4 Umin)

ENGINE OPTION TWO (INTERNATIONAL ONLY)

Make and model: Kubota V1505
Fuel type: Diesel
Fuel tank capacity: 13 gal (49.2 L)
Gross horsepower: 35 hp (26.1 kW)
Max engine torque: 68 ft-lb (47.6 Nm)
Cooling system: Liquid
Max angle of inclination: 30°
Hydraulic system flow: 15.5 gpm (58.7 Umin)

ENGINE OPTION THREE

Make and model: Kubota WG1605
Fuel type: Gas
Fuel tank capacity: 13 gal (49.2 L)
Gross horsepower: 40 hp (29.9 kW)
Max engine torque: 89 ft-lb (120.7 Nm)
Cooling system: Liquid
Max angle of inclination: 30°
Hydraulic system flow: 15.5 gpm (58.7 Umin)

TRACK PERFORMANCE

Rated operating capacity (SAE): 925 lb (419.6 kg)
Tipping capacity (with 165 lb [74.84 kg] operator): 2,643 lb (1,198.9 kg)
Travel speed (fwd/rev): 25 hp (18.6 kW) - 4.1 mph (6.6 km/h)/35 hp (26.1 kW) - 4.5 mph (7.3 km/h)/3.0 mph (4.8 km/h)
Ground pressure (7 in [17.8 cm] tracks/9 in [22.8 cm] tracks): 5 psi/4 psi (.4 bar/.3 bar)

OPERATIONAL

Steering: Dual axis, pilot-operated joystick
Lift: Dual axis, common bucket lever
Curl: Dual axis, common bucket lever

NOTES:





2801 Beverly Drive
 Aurora, IL60502
 630-820-3030
 www.vermeermidwest.com

6/5/2024

Quote #: Q-25369-4
 PO #:

Bill To:
 Wheaton Park District
 1300 N. West Street
 wheaton, IL60187

Ship To:
 Wheaton Park District
 1300 N. West Street
 wheaton, IL60187

SOURCEWELL CONTRACT # 031721-VRM PRICING:

1 New2024VERMEER S925TX \$36,899.00

SOURCEWELL PRICING

- 25 HP Kubota V1505 Diesel Engine
- 84" Long & 58" Tall - Width of 42" with 9" Tracks
- Machine Weight (no attachment): 3,350 lbs.
- Ground Pressure 4 psi w/9" Tracks
- 26431bs of Tipping Load with 9251bs of Operating Capacity
- 84.5" Dump Height - 4.5 MPH Ground Speed
- Pilot Operated Ground Drive Control System
- Stand Up Ride on Operator Platform Which is Spring Cushioned - 12 Volt Power Port
- Dual Fuel Tanks with 13 Gallon Capacity 10.5 Gallon Hydraulic Tank
- Flat Faced Hydraulic Quick Disconnects - 12 GPM at 3045 PSI Hydraulic Flow
- 2 Year/2,000 Hour Standard Kubota Engine Warranty
- 3 year/3,000 Hour Warranty on the Loader Arms and Main Frame
- 1 year/1,000 Hour Parts and Labor Standard Limited Vermeer Warranty

1 Berlon 42" Dirt Bucket \$949.00

Untaxed Machine \$37,848.00
 Freight and Prep \$950.00
 Grand Total \$38,798.00

Total Due \$38,798.00

Finance Options with Approved Credit

Payment Details	Monthly Payment
Approximate payment on 60 months based on \$0 down	\$815.76

Initials: _____

Quote #: Q-25369

Additional Options

Quantity	Product Name	Net Total	Additional Price Per Month
1.00	**CONFIDENCE PLUS 2 YEARS (S925TX)-PREMIUM COV W/ M	\$4,300.00	\$89.26
<p>CONFIDENCE PLUS PACKAGE - 24 Months Total Extended Warranty Coverage with NO HOUR RESTRICTIONS on your Vermeer Equipment Components. Engine Warranty Not Included. PLANNED MAINTENANCE - Includes the first 4 Service Intervals at 250/500/750/1000 hours. TRAVEUDIAGNOSTICS - Travel and Diagnostics offered at no charge for entire Confidence Plus term(Travel max of \$200/event, and diagnostics one hour/event).</p>			

Proposal good for 30 days; we reserve the right at any time prior to acceptance to revoke this quotation.

Accepted **by:** _____

Date: _____

Thank you for your consideration.

Sincerely,

Kyle Cline
 kyle.cline@vermeermidwest.com

Initials: _____

Quote #:Q-25369



1636 North Aurora Road
 Naperville, IL 60563
 (630) 219-2440
 RussoPower.com

Sales Quote
 SQ20085931



Bill-to
 Wheaton Park District
 Debbie Griffith
 855 W Prairie Ave.
 Wheaton, IL 60187
 United States

Ship-to
 Wheaton Park District
 Debbie Griffith
 855 W Prairie Ave.
 Wheaton, IL60187
 United States

Sales Quote Details
 Customer ID 1009731
 Customer PO
 Sales Rep John M Neff
 Document Date 6/4/2024
 Shipment Method Customer Pick up -
 Dock
 Terms Net 45 Days

Item No.	Description	Qty	List Price	Unit Price	Line Amount
22588TOR	Dingo TX1000 TURBO / 24.7H p Yan Diesel /Wide Track		48,335.00	38,180.00	38,180.00
SETUP-CUL	Set-Up Compact Loader		150.00	150.00	150.00
22340TOR	Attach / Std Bucket /4cu /TX1 000		1,285.00	1,079.40	1,079.40

Did you know...

...June is the most popular month for shaping hedges? And many pros depend on brands like ECHO to provide quality equipment to manage this tedious task.

Prices reflected on this quote are valid for 7 days

Signature: _____

Subtotal 39,409.40
 Tax 0.00



Total 39,409.40



Ditch Witch
Midwest

DITCH WITCH MIDWEST
1555 ATLANTIC DR
WEST CHICAGO, IL 60185-5117
+1 630-665-5600
[https://www.flickr.com/photos/officialditchwitch/
United States](https://www.flickr.com/photos/officialditchwitch/United States)

WHEATON PARK DISTRICT
1000 MANCHESTER ROAD
WHEATON, IL 60187-4849
United States

Date 07/08/2024
Quote 119366
Valid Until 08/07/24
Account 100323978

Prepared by:
Joseph Rabiola
630-514-1537
jrabiola@ditchwitchmidwest.com

EQUIPMENT QUOTE

Product	Description	Qty	Unit Price	Line Total
SK900	SK900 <ul style="list-style-type: none"> • Decals: English • Rubber Tracks: Wide Tracks 42 in • Ground Drive Control: 2 Lever • Hydraulic Oil: Standard • Color: Standard 	1	\$ 38,472.72	\$ 38,472.72
300-5564	BUCKET, 44"	1	\$ 841.36	\$ 841.36
300-7091	DUAL PURPOSE TOOTH	6	\$ 17.44	\$ 104.64
300-7090	BOLT-ON TOOTH ADAPTER	6	\$ 24.19	\$ 145.14
Equipment Subtotal				\$39,563.86
Quote Total				\$39,563.86

Taxes are an estimate at time of quotation. Actual tax will be calculated at time of invoicing. If this is a tax exempt transaction, please provide tax exempt certificate or leasing details.

Acceptance

Please sign and return to indicate acceptance of quote

Signature: _____

Date: _____



TO: Board of Commissioners

FROM: Rob Sperl, Director of Parks and Planning
Joe Themel, Fleet Manager

THROUGH: Michael Benard, Executive Director

RE: Fleet Vehicle Purchases

DATE: July 17, 2024

SUMMARY:

Earlier this year we requested approval to order three trucks through the cooperative state purchasing contract. One of these trucks was intended for replacement of truck #1112, a 2014 Crew Cab/Dump Truck.

Recently another one of our trucks (#1103) had a valve spring fail which resulted in damage to the engine cylinder that would require replacement of the engine at a cost of nearly \$11,000. This truck is similar to truck #1112 and was scheduled for replacement in 2026.

Since truck #1112 is still running, rather than disposing it when we receive the replacement, we are recommending to dispose of truck #1103 in its current condition and move it's replacement schedule up to 2025.

PREVIOUS COMMITTEE/BOARD ACTION:

Approved for purchase at the March 2024 board meeting.

2024 Ford F350 Crew cab dump truck	2014 F450 dump truck	Garbage crew and general hauling of materials	\$69,538
---------------------------------------	-------------------------	---	----------

REVENUE OR FUNDING IMPLICATIONS:

The FY2024 budget (10-101-000-57-5706-0000) includes the following item for the parks fleet:

Item	Budget	Total Purchase
Truck #1112 (2014) Crew Cab/Dump Truck	\$65,000	\$69,538

The FY2026 budget includes the following items for the Parks fleet:

Item	Budget
Truck #1103 (2014) Crew Cab/Dump Truck	\$67,000

Recommending moving this to FY2025 and increase amount to \$70,000.

STAKEHOLDER PROCESS:

Not applicable.

LEGAL REVIEW:

Not applicable.

ATTACHMENTS:

Not applicable.

ALTERNATIVES:

Not applicable.

RECOMMENDATION:

Staff seeks the board's concurrence on these changes. No formal action is needed prior to approving the FY2025 budget.

RESOLUTION NO. 2024-04 WHEATON PARK DISTRICT

**RESOLUTION PROVIDING FOR THE DESTRUCTION OF PARTICULAR
VERBATIM RECORDINGS OF CLOSED SESSION MEETINGS**

WHEREAS, the Board of Park Commissioners (the “Park Board”) of the Wheaton Park District, DuPage County, Illinois (the “Park District”) has maintained verbatim recordings of all closed session meetings of the Park Board as required under the Open Meetings Act, 5 ILCS 120/1 *et seq.* (the “Act”); and

WHEREAS, the Act allows verbatim records of closed meetings or closed sessions of open meetings (“closed session meetings”) to be destroyed by the Park District without notification to, or the approval of, a records commission under the Local Records Act, no less than 18 months after the completion of the meeting recorded, but only after:

1. The Park Board approves the destruction of a particular recording; and
2. The Park Board approves minutes of the closed session meeting that meet the written minutes requirements of the subsection 2.06 (a) of the Act; and

WHEREAS, the Park District wishes at this time to destroy particular verbatim recordings of closed session meetings as permitted under the Act;

NOW, THEREFORE, BE IT HEREBY RESOLVED by the Board of Park Commissioners of the Wheaton Park District, DuPage County, Illinois as follows:

Section 1: The Park Board has previously approved minutes for the following closed session meetings that meet the requirements of Subsection 2.06(a) of the Act:

August 19, 2015
September 9, 2015
November 18, 2015
January 20, 2016
June 15, 2016
January 18, 2017

RESOLUTION NO. 2024-04 WHEATON PARK DISTRICT

February 15, 2017
July 12, 2017
September 6, 2017
September 13, 2017
September 20, 2017
January 17, 2018
October 17, 2018
January 16, 2019
September 4, 2019
October 16, 2019
April 8, 2020
April 29, 2020
June 16, 2021
September 1, 2021
October 6, 2021
October 20, 2021
November 3, 2021
November 17, 2021
December 8, 2021
January 12, 2022
January 19, 2022
May 18, 2022
June 15, 2022
October 19, 2022
November 16, 2022
December 21, 2022
January 4, 2023

Section 2: The Park Board hereby authorizes the immediate destruction of all verbatim recordings of each closed session meeting identified in Section 1 of this Resolution and hereby directs the Park Board Secretary to destroy said verbatim recordings as soon as practicable.

Section 3: This Resolution shall take effect immediately upon its passage and approval by the Park Board. All prior resolutions, motions and order in conflict herewith are hereby repealed, to the extent of such conflict.

PASSED: This 17th day of July 2024

RECORDED: This 17th day of July 2024

RESOLUTION NO. 2024-04 WHEATON PARK DISTRICT

Votes: AYES: _____ NAYS: _____ ABSENT: _____

By: _____
President, Board of Park Commissioners
Wheaton Park District
DuPage County, Illinois

ATTEST:

Michael J. Benard
Secretary, Board of Park Commissioners
Wheaton Park District
DuPage County, Illinois

WHEATON PARK DISTRICT



Financial Overview

June, 2024

Financial Overview Table of Contents

Page #s	Statement Description
Board Requested	
<u>1</u>	WPD Summary
<u>2</u>	AGC Month and Year to Date Departmental Operating Summary
<u>3</u>	Cosley Zoo Analysis
<u>4</u>	Cash & Investments
<u>5</u>	Cash/Fund Balance Target Status Report
<u>6</u>	Investments Report
Balance Sheets	
<u>7</u>	General Fund Balance Sheets
<u>8</u>	Recreation Fund Balance Sheets
<u>9</u>	Cosley Zoo Fund Balance Sheets
<u>10</u>	Debt Service Fund Balance Sheets
<u>11</u>	Capital Projects Fund Balance Sheets
<u>12</u>	Arrowhead Golf Club Fund Balance Sheets
<u>13</u>	Information Technology Internal Service Fund Balance Sheets
<u>14</u>	Health Insurance Internal Service Fund Balance Sheets
Operating Statements Year To Date	
<u>15</u>	General Fund
<u>15</u>	Recreation Fund
<u>15</u>	Cosley Zoo Fund
<u>16</u>	Debt Service Fund
<u>16</u>	Capital Projects Fund
<u>16</u>	Arrowhead Golf Club Fund
<u>17</u>	Information Technology Internal Service Fund
<u>17</u>	Health Insurance Internal Service Fund
Operating Statements By Department Year To Date	
<u>18</u>	General Fund
<u>18 - 20</u>	Recreation Fund
<u>21 - 22</u>	Cosley Zoo Fund
<u>22 - 23</u>	Arrowhead Golf Club Fund
Special Areas Operating Statements	
<u>24</u>	Parks Plus Fitness Operating Summary
<u>25</u>	Central Athletic Complex Operating Summary
<u>26</u>	Special Events

WPD Summary

Row Labels	Full Year Budget	Sum of CY Month	Sum of LY Month	Month Variance	% Month Variance	Sum of Curr YTD	Sum of LY YTD	YTD Variance	% YTD Variance
4-Revenues	\$47,231,295	\$10,757,218	\$11,021,738	(\$264,520)	-2.40%	\$20,071,482	\$20,758,292	(\$686,809)	-3.31%
5-Expenses	(\$54,218,119)	(\$5,498,931)	(\$5,954,620)	\$455,689	7.65%	(\$17,999,483)	(\$17,094,073)	(\$905,411)	-5.30%
Grand Total	(\$6,986,824)	\$5,258,287	\$5,067,118	\$191,168	3.77%	\$2,071,999	\$3,664,219	(\$1,592,220)	-43.45%
Row Labels	Full Year Budget	Sum of CY Month	Sum of LY Month	Month Variance	% Month Variance	Sum of Curr YTD	Sum of LY YTD	YTD Variance	% YTD Variance
10-General									
4-Revenues	\$5,940,543	\$2,342,237	\$2,216,558	\$125,679	5.67%	\$3,229,406	\$3,145,006	\$84,400	2.68%
5-Expenses	(\$6,426,211)	(\$804,737)	(\$1,349,295)	\$544,558	40.36%	(\$2,887,114)	(\$3,542,377)	\$655,263	18.50%
10-General Total	(\$485,668)	\$1,537,500	\$867,263	\$670,236	77.28%	\$342,292	(\$397,371)	\$739,663	186.14%
20-Recreation									
4-Revenues	\$12,460,352	\$3,415,647	\$3,155,857	\$259,790	8.23%	\$6,621,381	\$6,085,795	\$535,587	8.80%
5-Expenses	(\$13,501,071)	(\$2,118,966)	(\$2,442,379)	\$323,412	13.24%	(\$6,084,043)	(\$6,488,300)	\$404,257	6.23%
20-Recreation Total	(\$1,040,719)	\$1,296,681	\$713,479	\$583,202	81.74%	\$537,339	(\$402,505)	\$939,844	233.50%
22-Cosley Zoo									
4-Revenues	\$2,091,469	\$622,233	\$544,653	\$77,581	14.24%	\$1,058,696	\$932,521	\$126,175	13.53%
5-Expenses	(\$2,187,227)	(\$247,042)	(\$263,889)	\$16,847	6.38%	(\$968,018)	(\$922,623)	(\$45,395)	-4.92%
22-Cosley Zoo Total	(\$95,758)	\$375,191	\$280,763	\$94,428	33.63%	\$90,678	\$9,898	\$80,780	816.13%
30-Debt Service									
4-Revenues	\$2,839,660	\$1,461,650	\$1,406,698	\$54,952	3.91%	\$1,475,071	\$1,417,716	\$57,355	4.05%
5-Expenses	(\$2,892,490)	(\$107,900)	(\$126,050)	\$18,150	14.40%	(\$107,900)	(\$126,050)	\$18,150	14.40%
30-Debt Service Total	(\$52,830)	\$1,353,750	\$1,280,648	\$73,102	5.71%	\$1,367,171	\$1,291,666	\$75,505	5.85%
40-Capital Projects									
4-Revenues	\$10,999,116	\$883,167	\$1,876,927	(\$993,760)	-52.95%	\$1,815,291	\$3,762,526	(\$1,947,236)	-51.75%
5-Expenses	(\$15,900,728)	(\$951,609)	(\$410,593)	(\$541,016)	-131.76%	(\$2,457,678)	(\$998,751)	(\$1,458,927)	-146.08%
40-Capital Projects Total	(\$4,901,612)	(\$68,442)	\$1,466,334	(\$1,534,776)	-104.67%	(\$642,388)	\$2,763,775	(\$3,406,163)	-123.24%
60-Golf Fund									
4-Revenues	\$10,205,750	\$1,390,315	\$1,255,991	\$134,324	10.69%	\$4,522,688	\$4,243,835	\$278,853	6.57%
5-Expenses	(\$10,615,738)	(\$1,058,600)	(\$1,177,595)	\$118,995	10.10%	(\$4,197,679)	(\$3,853,886)	(\$343,793)	-8.92%
60-Golf Fund Total	(\$409,988)	\$331,715	\$78,396	\$253,320	323.13%	\$325,009	\$389,949	(\$64,940)	-16.65%
70-Information Technology									
4-Revenues	\$586,031	\$146,445	\$129,910	\$16,535	12.73%	\$292,940	\$259,898	\$33,041	12.71%
5-Expenses	(\$585,781)	(\$34,008)	(\$38,219)	\$4,211	11.02%	(\$279,841)	(\$262,029)	(\$17,813)	-6.80%
70-Information Technology Total	\$250	\$112,438	\$91,691	\$20,746	22.63%	\$13,098	(\$2,131)	\$15,229	714.63%
75-Health Insurance									
4-Revenues	\$2,108,374	\$495,523	\$435,145	\$60,378	13.88%	\$1,056,009	\$910,993	\$145,016	15.92%
5-Expenses	(\$2,108,874)	(\$176,069)	(\$146,600)	(\$29,468)	-20.10%	(\$1,017,210)	(\$900,057)	(\$117,153)	-13.02%
75-Health Insurance Total	(\$500)	\$319,454	\$288,544	\$30,910	10.71%	\$38,799	\$10,936	\$27,863	254.78%
Grand Total	(\$6,986,824)	\$5,258,287	\$5,067,118	\$191,168	3.77%	\$2,071,999	\$3,664,219	(\$1,592,220)	-43.45%

AGC Month & YTD Summary

Row Labels	Full Year Budget	Sum of CY Month	Sum of LY Month	Month Variance	% Month Variance	Sum of Curr YTD	Sum of LY YTD	YTD Variance	% YTD Variance
60-Golf Fund									
000-Administration									
4-Revenues	\$33,500	\$11,747	\$2,865	\$8,882	310.02%	\$72,213	\$11,275	\$60,938	540.47%
5-Expenses	(\$2,125,493)	(\$155,137)	(\$134,523)	(\$20,615)	-15.32%	(\$719,056)	(\$550,426)	(\$168,630)	-30.64%
000-Administration Total	(\$2,091,993)	(\$143,391)	(\$131,658)	(\$11,733)	-8.91%	(\$646,844)	(\$539,151)	(\$107,692)	-19.97%
101-Parks Maintenance									
5-Expenses	(\$42,674)	(\$10,391)	(\$9,850)	(\$541)	-5.49%	(\$23,547)	(\$21,673)	(\$1,874)	-8.65%
101-Parks Maintenance Total	(\$42,674)	(\$10,391)	(\$9,850)	(\$541)	-5.49%	(\$23,547)	(\$21,673)	(\$1,874)	-8.65%
601-Golf Maintenance									
4-Revenues	\$0	\$0	\$0	\$0	0.00%	\$0	\$0	\$0	0.00%
5-Expenses	(\$1,530,359)	(\$185,179)	(\$212,151)	\$26,973	12.71%	(\$662,758)	(\$610,691)	(\$52,067)	-8.53%
601-Golf Maintenance Total	(\$1,530,359)	(\$185,179)	(\$212,151)	\$26,973	12.71%	(\$662,758)	(\$610,691)	(\$52,067)	-8.53%
611-Pro Shop/Golf Fees									
4-Revenues	\$3,408,250	\$511,990	\$523,641	(\$11,651)	-2.22%	\$1,731,452	\$1,620,287	\$111,165	6.86%
5-Expenses	(\$1,105,083)	(\$152,543)	(\$179,651)	\$27,109	15.09%	(\$478,198)	(\$421,086)	(\$57,113)	-13.56%
611-Pro Shop/Golf Fees Total	\$2,303,167	\$359,448	\$343,990	\$15,458	4.49%	\$1,253,254	\$1,199,202	\$54,052	4.51%
612-Food and Beverage									
4-Revenues	\$6,744,000	\$866,578	\$729,485	\$137,093	18.79%	\$2,711,464	\$2,608,101	\$103,363	3.96%
5-Expenses	(\$5,801,446)	(\$555,333)	(\$641,399)	\$86,067	13.42%	(\$2,313,048)	(\$2,249,319)	(\$63,729)	-2.83%
612-Food and Beverage Total	\$942,554	\$311,245	\$88,085	\$223,160	253.35%	\$398,416	\$358,782	\$39,634	11.05%
613-Cross Country Skiing									
4-Revenues	\$20,000	\$0	\$0	\$0	0.00%	\$7,559	\$4,172	\$3,387	81.18%
5-Expenses	(\$10,683)	(\$17)	(\$20)	\$3	14.80%	(\$1,071)	(\$691)	(\$380)	-55.02%
613-Cross Country Skiing Total	\$9,318	(\$17)	(\$20)	\$3	14.80%	\$6,488	\$3,481	\$3,007	86.38%
60-Golf Fund Total	(\$409,988)	\$331,715	\$78,396	\$253,320	323.13%	\$325,009	\$389,949	(\$64,940)	-16.65%
Grand Total	(\$409,988)	\$331,715	\$78,396	\$253,320	323.13%	\$325,009	\$389,949	(\$64,940)	-16.65%

Zoo Analysis

Row Labels	Full Year Budget	Sum of CY Month	Sum of LY Month	Month Variance	% Month Variance	Sum of Curr YTD	Sum of LY YTD	YTD Variance	% YTD Variance
Cosley Zoo									
4-Revenues									
41-Taxes	\$1,267,884	\$535,494	\$449,840	\$85,654	19.04%	\$679,661	\$577,711	\$101,950	17.65%
42-Charges for Services	\$654,248	\$68,104	\$73,684	(\$5,581)	-7.57%	\$263,110	\$238,434	\$24,676	10.35%
44-Rentals	\$63,000	\$5,417	\$9,179	(\$3,762)	-40.99%	\$36,541	\$34,373	\$2,168	6.31%
45-Product Sales	\$1,000	\$0	\$110	(\$110)	-100.00%	\$200	\$775	(\$575)	-74.19%
46-Grants & Donations	\$95,338	\$8,348	\$7,136	\$1,212	16.99%	\$48,548	\$42,269	\$6,279	14.86%
47-Misc. Income	\$0	\$0	\$0	\$0	0.00%	\$640	\$9,555	(\$8,914)	-93.30%
48-Interest Income	\$10,000	\$4,871	\$4,704	\$168	3.57%	\$29,997	\$29,405	\$592	2.01%
49-Transfers In	\$0	\$0	\$0	\$0	0.00%	\$0	\$0	\$0	0.00%
4-Revenues Total	\$2,091,469	\$622,233	\$544,653	\$77,581	14.24%	\$1,058,696	\$932,521	\$126,175	13.53%
5-Expenses									
51-Salaries & Wages	(\$1,335,560)	(\$101,470)	(\$136,222)	\$34,752	25.51%	(\$615,191)	(\$562,707)	(\$52,485)	-9.33%
52-Contractual Services	(\$468,422)	(\$85,918)	(\$61,896)	(\$24,022)	-38.81%	(\$198,671)	(\$155,380)	(\$43,290)	-27.86%
53-Supplies	(\$206,020)	(\$30,178)	(\$10,917)	(\$19,261)	-176.43%	(\$75,783)	(\$79,273)	\$3,491	4.40%
54-Other Charges	(\$77,225)	(\$4,477)	(\$4,547)	\$70	1.54%	(\$28,373)	(\$24,648)	(\$3,726)	-15.12%
57-Capital	\$0	\$0	(\$308)	\$308	99.85%	\$0	(\$615)	\$615	100.01%
59-Transfers Out	(\$100,000)	(\$25,000)	(\$50,000)	\$25,000	50.00%	(\$50,000)	(\$100,000)	\$50,000	50.00%
5-Expenses Total	(\$2,187,227)	(\$247,042)	(\$263,889)	\$16,847	6.38%	(\$968,018)	(\$922,623)	(\$45,395)	-4.92%
Cosley Zoo Total	(\$95,758)	\$375,191	\$280,763	\$94,428	33.63%	\$90,678	\$9,898	\$80,780	816.13%
Foundation									
Concessions									
1-Concession Sales	\$55,000	\$7,740	\$10,876	(\$3,136)	-28.84%	\$25,003	\$22,011	\$2,992	13.59%
2-Concession COGS	(\$20,000)	(\$1,762)	(\$6,216)	\$4,454	71.66%	(\$8,798)	(\$8,772)	(\$26)	-0.30%
3-Concession Supplies	(\$2,000)	(\$182)	(\$77)	(\$105)	-135.94%	(\$487)	(\$92)	(\$396)	-429.96%
Concessions Total	\$33,000	\$5,797	\$4,583	\$1,213	26.48%	\$15,718	\$13,147	\$2,571	19.55%
Gift Shop									
1-Gift Shop Sales	\$180,000	\$19,767	\$22,673	(\$2,906)	-12.82%	\$75,468	\$76,069	(\$601)	-0.79%
2-Gift Shop COGS	(\$68,000)	(\$12,909)	(\$8,341)	(\$4,568)	-54.77%	(\$28,746)	(\$23,881)	(\$4,865)	-20.37%
Gift Shop Total	\$112,000	\$6,858	\$14,333	(\$7,475)	-52.15%	\$46,722	\$52,188	(\$5,466)	-10.47%
Concession & Gift Shop									
4-Concession & Gift									
Shop Wages	(\$98,060)	(\$10,090)	(\$13,688)	\$3,598	26.28%	(\$46,123)	(\$39,861)	(\$6,262)	-15.71%
Concession & Gift Shop Total	(\$98,060)	(\$10,090)	(\$13,688)	\$3,598	26.28%	(\$46,123)	(\$39,861)	(\$6,262)	-15.71%
Foundation Total	\$46,940	\$2,564	\$5,228	(\$2,664)	-50.95%	\$16,316	\$25,473	(\$9,157)	-35.95%
Grand Total	(\$48,818)	\$377,755	\$285,991	\$91,764	32.09%	\$106,995	\$35,372	\$71,623	202.49%

Cash & Investments

Description	Current Month	Prior Month	Current Month, Prior Year
<i>Operating Funds</i>			
10-General	4,536,961	3,097,792	4,868,974
20-Recreation	8,323,010	7,530,872	8,891,274
21-Special Recreation	406,146	257,041	339,552
22-Cosley Zoo	1,550,099	1,174,227	1,478,165
23-Liability	418,710	191,444	361,195
24-Audit	45,327	42,705	41,314
25-FICA	525,436	410,508	611,462
26-IMRF	501,139	475,788	644,474
30-Debt Service	2,247,263	893,513	2,110,316
60-Golf Fund	6,271,574	6,074,284	5,425,541
70-Information Technology	32,216	(80,221)	16,987
75-Health Insurance	314,975	(4,075)	290,639
Total Operating Funds	25,172,856	20,063,878	25,079,894
<i>Capital Funds</i>			
40-Capital Projects	10,412,211	10,644,461	11,825,156
Total Capital Funds	10,412,211	10,644,461	11,825,156
Total District Funds	35,585,067	30,708,339	36,905,050

**Fund Balance Target Analysis
June, 2024**

	General 10	Recreation 20	Cosley 22	Insurance Liability 23	Audit 24	FICA 25	IMRF 26	Debt Service 30	Golf 60
Basis of Measurement:									
Budgeted expenditures less budget capital expenditures	3 to 4 months	> 2 months	3 to 6 month	3 to 6 month	3 to 6 month	3 to 6 month	3 to 6 month	Min. target is \$5K; Max. is budgeted expenditures	2 - 4 months
FY 2024 Budget Basis:									
Budgeted expenditures less budgeted capital expenditures	5,144,211	11,448,427	2,087,227	668,723	37,414	745,476	519,536	1,301,942	9,680,738
FY 2024 Targets									
Target Minimum	1,286,050	1,908,070	521,810	167,180	9,350	186,370	129,880	5,000	1,613,460
Target Maximum	2,572,110	3,816,140	1,043,610	334,360	18,710	372,740	259,770	1,301,942	3,226,910
Fund Balance as of June, 2024									
Fund Balance as of 12/31/2023	4,073,507	5,447,982	1,484,000	337,953	41,227	569,756	544,551		
Net Profit (Loss) YTD thru June, 2024	342,292	537,339	90,678	80,757	4,100	(55,757)	(89,038)		
Fund Balance as of June, 2024	4,415,799	5,985,321	1,574,678	418,710	45,327	513,999	455,513		
Cash & Investments 12/31/2023								880,092	5,947,698
Cash & Investments June, 2024								2,247,263	6,271,574
Analysis Results	Over Maximum Target by	Over Maximum Target by	Over Maximum Target by	Over Maximum Target by	Over Maximum Target by	Over Maximum Target by	Over Maximum Target by	Over Maximum Target by	Over Maximum Target by
Variances									
Amount over maximum or (under minimum)	1,843,689	2,169,181	531,068	84,350	26,617	141,259	195,743	945,321	3,044,664

All Funds Investment Report

Description	Current Balance	Prior Month Balance	Prior Year Balance
1110-Certificates of Deposit			
10-General	78,766	78,766	0
20-Recreation	2,328,766	2,328,766	4,000,000
21-Special Recreation	0	0	0
22-Cosley Zoo	78,766	78,766	750,000
23-Liability	52,511	52,511	0
24-Audit	0	0	0
25-FICA	52,511	52,511	0
26-IMRF	52,511	52,511	0
30-Debt Service	328,209	328,209	250,000
40-Capital Projects	3,614,538	5,114,538	3,026,294
60-Golf Fund	2,677,635	2,674,652	2,018,269
75-Health Insurance	0	0	0
Total Certificates of Deposit	9,264,212	10,761,230	10,044,563
1120-Treasuries			
10-General	2,671,642	2,671,642	3,668,758
20-Recreation	2,590,612	2,590,612	3,589,777
21-Special Recreation	124,733	124,733	121,578
22-Cosley Zoo	194,655	194,655	189,731
23-Liability	0	0	0
24-Audit	10,858	10,858	10,583
25-FICA	277,053	277,053	270,045
26-IMRF	362,837	362,837	353,659
30-Debt Service	0	0	0
40-Capital Projects	2,493,167	2,493,167	2,626,067
60-Golf Fund	1,164,807	1,164,807	1,757,376
75-Health Insurance	16	16	411
Total Treasuries	9,890,380	9,890,380	12,587,985
1122-Agencies			
10-General	0	0	0
20-Recreation	0	0	0
23-Liability	0	0	0
24-Audit	0	0	0
30-Debt Service	0	0	0
40-Capital Projects	0	0	0
60-Golf Fund	0	0	0
Total Agencies	0	0	0
Total Investments	19,154,593	20,651,610	22,632,548

**General Fund
Balance Sheet**

Description	Current Balance	Prior Month Balance	Prior Year Balance
Assets			
10-Cash & Cash Equivalents	1,786,553	347,384	1,200,216
11-Investments	2,750,408	2,750,408	3,668,758
12-Receivables	5,328,684	5,286,493	5,136,466
13-Interfund Receivables	0	0	0
14-Inventory	5,168	5,216	5,597
16-Prepaid/Deposits/Escrows	0	0	0
Total Assets	9,870,813	8,389,501	10,011,037
Liabilities			
20-ST Payables	(23,634)	(33,492)	(36,942)
21-Payroll Payables	(68,670)	(91,329)	(87,403)
22-Accruals	(53,804)	(53,804)	(48,545)
23-Interfund Payables	0	0	0
24-Unearned Revenues	(5,263,915)	(5,289,533)	(5,084,829)
25-Deposits/Uncashed/Stale Dated	(4,988)	(3,042)	(3,763)
29-Deferred Inflows	(40,003)	(40,003)	0
Total Liabilities	(5,455,015)	(5,511,202)	(5,261,481)
30-Fund Balance	(4,415,799)	(2,878,299)	(4,749,555)
Liabilities and Fund Balance	(9,870,813)	(8,389,501)	(10,011,037)

Recreation Fund
Balance Sheet

Description	Current Balance	Prior Month Balance	Prior Year Balance
Assets			
10-Cash & Cash Equivalents	3,403,632	2,611,494	1,301,497
11-Investments	4,919,378	4,919,378	7,589,777
12-Receivables	6,153,736	6,017,037	5,795,882
13-Interfund Receivables	0	0	0
14-Inventory	0	0	0
16-Prepaid/Deposits/Escrows	0	0	0
Total Assets	14,476,746	13,547,910	14,687,156
Liabilities			
20-ST Payables	(455,029)	(448,509)	(425,103)
22-Accruals	(73,563)	(73,563)	(71,576)
24-Unearned Revenues	(7,954,803)	(8,327,892)	(7,432,902)
25-Deposits/Uncashed/Stale Dated	(8,030)	(9,305)	(40,620)
Total Liabilities	(8,491,425)	(8,859,270)	(7,970,200)
30-Fund Balance	(5,985,321)	(4,688,640)	(6,716,956)
Liabilities and Fund Balance	(14,476,746)	(13,547,910)	(14,687,156)

**Zoo Fund
Balance Sheet**

Description	Current Balance	Prior Month Balance	Prior Year Balance
Assets			
10-Cash & Cash Equivalents	1,276,678	900,806	538,434
11-Investments	273,421	273,421	939,731
12-Receivables	1,338,761	1,352,786	1,160,560
13-Interfund Receivables	0	0	0
14-Inventory	0	0	0
16-Prepaid/Deposits/Escrows	0	0	0
Total Assets	2,888,860	2,527,013	2,638,724
Liabilities			
20-ST Payables	0	0	(1,760)
22-Accruals	(20,868)	(20,868)	(20,061)
24-Unearned Revenues	(1,293,314)	(1,306,658)	(1,090,205)
Total Liabilities	(1,314,182)	(1,327,526)	(1,112,026)
30-Fund Balance	(1,574,678)	(1,199,487)	(1,526,698)
Liabilities and Fund Balance	(2,888,860)	(2,527,013)	(2,638,724)

Debt Service Fund
Balance Sheet

Description	Current Balance	Prior Month Balance	Prior Year Balance
Assets			
10-Cash & Cash Equivalents	1,919,054	565,304	1,860,316
11-Investments	328,209	328,209	250,000
12-Receivables	2,759,711	2,759,711	2,621,331
13-Interfund Receivables	0	0	0
14-Inventory	0	0	0
15-Other Receivables	0	0	0
16-Prepaid/Deposits/Escrows	0	0	0
17-Other Assets	0	0	0
19-Capital Assets	0	0	0
Total Assets	5,006,974	3,653,224	4,731,647
Liabilities			
20-ST Payables	(2,046,178)	(2,046,178)	(1,928,159)
21-Payroll Payables	0	0	0
22-Accruals	0	0	0
23-Interfund Payables	0	0	0
24-Unearned Revenues	(2,748,461)	(2,748,461)	(2,617,581)
25-Escheats and Facility Deposits	0	0	0
26-Long Term-Debt	0	0	0
27-LT Vacation Accruals	0	0	0
Total Liabilities	(4,794,639)	(4,794,639)	(4,545,740)
30-Fund Balance	(212,335)	1,141,415	(185,907)
Liabilities and Fund Balance	(5,006,974)	(3,653,224)	(4,731,647)

Capital Projects Fund Balance Sheet

Description	Current Balance	Prior Month Balance	Prior Year Balance
Assets			
10-Cash & Cash Equivalents	4,304,505	3,036,756	6,172,795
11-Investments	6,107,705	7,607,705	5,652,361
12-Receivables	473,835	310,027	87,914
13-Interfund Receivables	0	0	0
14-Inventory	0	0	0
15-Other Receivables	0	0	0
16-Prepaid/Deposits/Escrows	0	0	0
17-Other Assets	0	0	0
19-Capital Assets	0	0	0
Total Assets	10,886,045	10,954,488	11,913,070
Liabilities			
20-ST Payables	(347,177)	(347,177)	(52,102)
21-Payroll Payables	0	0	0
22-Accruals	(3,719)	(3,719)	(3,507)
23-Interfund Payables	0	0	0
24-Unearned Revenues	0	0	0
25-Escheats and Facility Deposits	0	0	0
26-Long Term-Debt	0	0	0
27-LT Vacation Accruals	0	0	0
Total Liabilities	(350,896)	(350,896)	(55,609)
30-Fund Balance	(10,535,150)	(10,603,592)	(11,857,461)
Liabilities and Fund Balance	(10,886,045)	(10,954,488)	(11,913,070)

Arrowhead Golf Club Fund

Balance Sheet

Description	Current Balance	Prior Month Balance	Prior Year Balance
Assets			
10-Cash & Cash Equivalents	2,429,132	2,234,825	1,649,896
11-Investments	3,842,442	3,839,459	3,775,645
12-Receivables	129,369	124,989	81,638
13-Interfund Receivables	0	0	0
14-Inventory	175,916	165,905	178,599
15-Other Receivables	24,000	24,000	24,000
16-Prepaid/Deposits/Escrows	48,610	33,122	45,172
17-Other Assets	24,180	24,180	23,493
19-Capital Assets	16,724,998	16,724,998	16,969,771
Total Assets	23,398,646	23,171,478	22,748,214
Liabilities			
20-ST Payables	(67,006)	(47,322)	(87,864)
21-Payroll Payables	0	0	0
22-Accruals	(167,971)	(167,971)	(146,838)
23-Interfund Payables	0	0	0
24-Unearned Revenues	0	0	0
25-Deposits/Uncashed/Stale Dated	(536,628)	(660,859)	(500,175)
26-Long-Term Debt	0	0	0
27-LT Vacation Accruals	(99,722)	(99,722)	(89,791)
29-Deferred Inflows	(205,258)	(205,258)	(201,071)
Total Liabilities	(1,076,585)	(1,181,132)	(1,025,739)
30-Fund Balance	(22,322,062)	(21,990,346)	(21,722,475)
Liabilities and Fund Balance	(23,398,646)	(23,171,478)	(22,748,214)

Information Technology

Balance Sheet

Description	Current Balance	Prior Month Balance	Prior Year Balance
Assets			
10-Cash & Cash Equivalents	32,216	(80,221)	16,987
11-Investments	0	0	0
12-Receivables	0	0	0
13-Interfund Receivables	0	0	0
14-Inventory	0	0	0
15-Other Receivables	0	0	0
16-Prepaid/Deposits/Escrows	0	0	0
17-Other Assets	0	0	0
19-Capital Assets	1,234	1,234	3,702
Total Assets	33,450	(78,987)	20,689
Liabilities			
20-ST Payables	0	0	0
21-Payroll Payables	0	0	0
22-Accruals	0	0	0
23-Interfund Payables	0	0	0
24-Unearned Revenues	0	0	0
25-Escheats and Facility Deposits	0	0	0
26-Long Term-Debt	0	0	0
27-LT Vacation Accruals	0	0	0
Total Liabilities	0	0	0
30-Fund Balance	(33,450)	78,987	(20,689)
Liabilities and Fund Balance	(33,450)	78,987	(20,689)

Health Insurance Fund Balance Sheet

Description	Current Balance	Prior Month Balance	Prior Year Balance
Assets			
10-Cash & Cash Equivalents	314,959	(4,091)	290,228
11-Investments	16	16	411
12-Receiveables	1,351	903	2,713
13-Interfund Receiveables	0	0	0
14-Inventory	0	0	0
15-Other Receiveables	0	0	0
16-Prepaid/Deposits/Escrows	0	0	0
17-Other Assets	0	0	0
19-Capital Assets	0	0	0
Total Assets	316,326	(3,172)	293,351
Liabilities			
20-ST Payables	0	0	0
21-Payroll Payables	(93)	(49)	(4,977)
22-Accruals	0	0	0
23-Interfund Payables	0	0	0
24-Unearned Revenues	0	0	0
25-Escheats and Facility Deposits	0	0	0
26-Long Term-Debt	0	0	0
27-LT Vacation Accruals	0	0	0
Total Liabilities	(93)	(49)	(4,977)
30-Fund Balance	(316,233)	3,221	(288,374)
Liabilities and Fund Balance	(316,326)	3,172	(293,351)

Operating Statements for the Major and Internal Service Funds

Row Labels	Full Year Budget	Sum of CY Month	Sum of LY Month	Month Variance	% Month Variance	Sum of Curr YTD	Sum of LY YTD	YTD Variance	% YTD Variance
10-General									
4-Revenues									
41-Taxes	\$5,209,320	\$2,200,544	\$2,120,026	\$80,518	3.80%	\$2,792,981	\$2,722,664	\$70,317	2.58%
42-Charges for Services	\$356,168	\$83,424	\$59,356	\$24,068	40.55%	\$145,340	\$182,378	(\$37,037)	-20.31%
43-Debt Proceeds	\$0								
44-Rentals	\$51,505	\$0	\$140	(\$140)	-100.00%	\$48,039	\$44,129	\$3,910	8.86%
45-Product Sales	\$68,300	\$8,438	\$22,841	(\$14,403)	-63.06%	\$10,338	\$24,283	(\$13,945)	-57.43%
46-Grants & Donations	\$182,750	\$41,471	\$562	\$40,909	7279.22%	\$129,286	\$84,029	\$45,257	53.86%
47-Misc. Income	\$7,500	\$1,043	\$50	\$993	1985.94%	\$4,557	\$24,402	(\$19,845)	-81.32%
48-Interest Income	\$65,000	\$7,317	\$13,583	(\$6,266)	-46.13%	\$98,864	\$63,121	\$35,744	56.63%
49-Transfers In	\$0								
4-Revenues Total	\$5,940,543	\$2,342,237	\$2,216,558	\$125,679	5.67%	\$3,229,406	\$3,145,006	\$84,400	2.68%
5-Expenses									
51-Salaries & Wages	(\$2,784,744)	(\$218,960)	(\$331,308)	\$112,348	33.91%	(\$1,334,618)	(\$1,223,552)	(\$111,066)	-9.08%
52-Contractual Services	(\$1,562,936)	(\$292,810)	(\$249,349)	(\$43,461)	-17.43%	(\$644,344)	(\$551,108)	(\$93,236)	-16.92%
53-Supplies	(\$546,888)	(\$57,366)	(\$45,551)	(\$11,815)	-25.94%	(\$184,539)	(\$176,983)	(\$7,556)	-4.27%
54-Other Charges	(\$249,642)	(\$10,601)	(\$12,090)	\$1,488	12.31%	(\$70,266)	(\$69,022)	(\$1,243)	-1.80%
57-Capital	(\$382,000)	\$0	(\$997)	\$997	100.02%	(\$203,348)	(\$101,711)	(\$101,637)	-99.93%
59-Transfers Out	(\$900,000)	(\$225,000)	(\$710,000)	\$485,000	68.31%	(\$450,000)	(\$1,420,000)	\$970,000	68.31%
5-Expenses Total	(\$6,426,211)	(\$804,737)	(\$1,349,295)	\$544,558	40.36%	(\$2,887,114)	(\$3,542,377)	\$655,263	18.50%
10-General Total	(\$485,668)	\$1,537,500	\$867,263	\$670,236	77.28%	\$342,292	(\$397,371)	\$739,663	186.14%
20-Recreation									
4-Revenues									
41-Taxes	\$5,155,473	\$2,177,833	\$2,097,364	\$80,469	3.84%	\$2,764,156	\$2,693,560	\$70,596	2.62%
42-Charges for Services	\$6,753,174	\$1,083,935	\$922,254	\$161,681	17.53%	\$3,447,104	\$3,118,687	\$328,417	10.53%
44-Rentals	\$155,080	\$16,259	\$13,303	\$2,956	22.22%	\$81,705	\$84,948	(\$3,243)	-3.82%
45-Product Sales	\$195,485	\$109,293	\$111,244	(\$1,951)	-1.75%	\$126,246	\$119,579	\$6,667	5.58%
46-Grants & Donations	\$15,500	\$15,101	\$0	\$15,101	0.00%	\$15,490	\$15,006	\$484	3.22%
47-Misc. Income	\$20,641	\$1,432	\$1,355	\$76	5.64%	\$21,159	\$32,109	(\$10,950)	-34.10%
48-Interest Income	\$75,000	\$11,794	\$10,336	\$1,458	14.11%	\$165,521	\$21,905	\$143,617	655.63%
49-Transfers In	\$90,000								
4-Revenues Total	\$12,460,352	\$3,415,647	\$3,155,857	\$259,790	8.23%	\$6,621,381	\$6,085,795	\$535,587	8.80%
5-Expenses									
51-Salaries & Wages	(\$5,334,740)	(\$817,031)	(\$813,258)	(\$3,773)	-0.46%	(\$2,568,206)	(\$2,313,953)	(\$254,253)	-10.99%
52-Contractual Services	(\$4,311,276)	(\$593,720)	(\$432,028)	(\$161,692)	-37.43%	(\$1,828,759)	(\$1,516,162)	(\$312,597)	-20.62%
53-Supplies	(\$1,546,353)	(\$142,912)	(\$108,638)	(\$34,274)	-31.55%	(\$528,119)	(\$446,530)	(\$81,589)	-18.27%
54-Other Charges	(\$256,058)	(\$60,017)	(\$32,535)	(\$27,483)	-84.47%	(\$148,386)	(\$99,813)	(\$48,573)	-48.66%
57-Capital	(\$31,500)	\$0	(\$1,170)	\$1,170	100.03%	\$0	(\$2,341)	\$2,341	99.99%
59-Transfers Out	(\$2,021,144)	(\$505,286)	(\$1,054,750)	\$549,464	52.09%	(\$1,010,572)	(\$2,109,500)	\$1,098,928	52.09%
5-Expenses Total	(\$13,501,071)	(\$2,118,966)	(\$2,442,379)	\$323,412	13.24%	(\$6,084,043)	(\$6,488,300)	\$404,257	6.23%
20-Recreation Total	(\$1,040,719)	\$1,296,681	\$713,479	\$583,202	81.74%	\$537,339	(\$402,505)	\$939,844	233.50%
22-Cosley Zoo									
4-Revenues									
41-Taxes	\$1,267,884	\$535,494	\$449,840	\$85,654	19.04%	\$679,661	\$577,711	\$101,950	17.65%
42-Charges for Services	\$654,248	\$68,104	\$73,684	(\$5,581)	-7.57%	\$263,110	\$238,434	\$24,676	10.35%
44-Rentals	\$63,000	\$5,417	\$9,179	(\$3,762)	-40.99%	\$36,541	\$34,373	\$2,168	6.31%
45-Product Sales	\$1,000	\$0	\$110	(\$110)	-100.00%	\$200	\$775	(\$575)	-74.19%
46-Grants & Donations	\$95,338	\$8,348	\$7,136	\$1,212	16.99%	\$48,548	\$42,269	\$6,279	14.86%
47-Misc. Income	\$0	\$0	\$0	\$0	0.00%	\$640	\$9,555	(\$8,914)	-93.30%
48-Interest Income	\$10,000	\$4,871	\$4,704	\$168	3.57%	\$29,997	\$29,405	\$592	2.01%
49-Transfers In	\$0								
4-Revenues Total	\$2,091,469	\$622,233	\$544,653	\$77,581	14.24%	\$1,058,696	\$932,521	\$126,175	13.53%
5-Expenses									
51-Salaries & Wages	(\$1,335,560)	(\$101,470)	(\$136,222)	\$34,752	25.51%	(\$615,191)	(\$562,707)	(\$52,485)	-9.33%
52-Contractual Services	(\$468,422)	(\$85,918)	(\$61,896)	(\$24,022)	-38.81%	(\$198,671)	(\$155,380)	(\$43,290)	-27.86%
53-Supplies	(\$206,020)	(\$30,178)	(\$10,917)	(\$19,261)	-176.43%	(\$75,783)	(\$79,273)	\$3,491	4.40%
54-Other Charges	(\$77,225)	(\$4,477)	(\$4,547)	\$70	1.54%	(\$28,373)	(\$24,648)	(\$3,726)	-15.12%
57-Capital	\$0	\$0	(\$308)	\$308	99.85%	\$0	(\$615)	\$615	100.01%
59-Transfers Out	(\$100,000)	(\$25,000)	(\$50,000)	\$25,000	50.00%	(\$50,000)	(\$100,000)	\$50,000	50.00%

Operating Statements for the Major and Internal Service Funds

Row Labels	Full Year Budget	Sum of CY Month	Sum of LY Month	Month Variance	% Month Variance	Sum of Curr YTD	Sum of LY YTD	YTD Variance	% YTD Variance
5-Expenses Total	(\$2,187,227)	(\$247,042)	(\$263,889)	\$16,847	6.38%	(\$968,018)	(\$922,623)	(\$45,395)	-4.92%
22-Cosley Zoo Total	(\$95,758)	\$375,191	\$280,763	\$94,428	33.63%	\$90,678	\$9,898	\$80,780	816.13%
30-Debt Service									
4-Revenues									
41-Taxes	\$2,748,460	\$1,374,230	\$1,308,791	\$65,440	5.00%	\$1,374,230	\$1,308,791	\$65,440	5.00%
43-Debt Proceeds	\$0								
46-Grants & Donations	\$0								
47-Misc. Income	\$0								
48-Interest Income	\$10,000	\$6,220	\$6,958	(\$737)	-10.60%	\$19,641	\$17,976	\$1,665	9.26%
49-Transfers In	\$81,200	\$81,200	\$90,950	(\$9,750)	-10.72%	\$81,200	\$90,950	(\$9,750)	-10.72%
4-Revenues Total	\$2,839,660	\$1,461,650	\$1,406,698	\$54,952	3.91%	\$1,475,071	\$1,417,716	\$57,355	4.05%
5-Expenses									
52-Contractual Services	(\$1,301,942)	(\$107,900)	(\$126,050)	\$18,150	14.40%	(\$107,900)	(\$126,050)	\$18,150	14.40%
54-Other Charges	\$0								
57-Capital	\$0								
59-Transfers Out	(\$1,590,548)	\$0	\$0	\$0	0.00%	\$0	\$0	\$0	0.00%
5-Expenses Total	(\$2,892,490)	(\$107,900)	(\$126,050)	\$18,150	14.40%	(\$107,900)	(\$126,050)	\$18,150	14.40%
30-Debt Service Total	(\$52,830)	\$1,353,750	\$1,280,648	\$73,102	5.71%	\$1,367,171	\$1,291,666	\$75,505	5.85%
40-Capital Projects									
4-Revenues									
41-Taxes	\$0								
42-Charges for Services	\$0								
43-Debt Proceeds	\$0								
44-Rentals	\$32,024	\$0	\$0	\$0	0.00%	\$32,024	\$32,024	\$0	0.00%
45-Product Sales	\$25,000	\$5,100	\$2,500	\$2,600	104.00%	\$24,500	\$19,300	\$5,200	26.94%
46-Grants & Donations	\$6,242,900	\$9,000	\$9,000	\$0	0.00%	\$9,000	\$9,000	\$0	0.00%
47-Misc. Income	\$2,500	\$0	\$0	\$0	0.00%	\$645	\$6,139	(\$5,493)	-89.48%
48-Interest Income	\$35,000	\$101,281	\$38,177	\$63,104	165.29%	\$213,549	\$41,564	\$171,986	413.79%
49-Transfers In	\$4,661,692	\$767,786	\$1,827,250	(\$1,059,464)	-57.98%	\$1,535,572	\$3,654,500	(\$2,118,928)	-57.98%
4-Revenues Total	\$10,999,116	\$883,167	\$1,876,927	(\$993,760)	-52.95%	\$1,815,291	\$3,762,526	(\$1,947,236)	-51.75%
5-Expenses									
51-Salaries & Wages	(\$205,409)	(\$15,538)	(\$21,981)	\$6,443	29.31%	(\$102,106)	(\$97,172)	(\$4,934)	-5.08%
52-Contractual Services	(\$301,905)	(\$28,400)	(\$16,456)	(\$11,944)	-72.58%	(\$58,008)	(\$43,612)	(\$14,396)	-33.01%
53-Supplies	(\$289,550)	(\$28,272)	(\$38,295)	\$10,023	26.17%	(\$106,188)	(\$110,801)	\$4,613	4.16%
54-Other Charges	(\$14,550)	(\$28)	(\$424)	\$396	93.31%	(\$4,245)	(\$2,716)	(\$1,530)	-56.31%
57-Capital	(\$15,008,113)	(\$798,171)	(\$242,487)	(\$555,684)	-229.16%	(\$2,105,932)	(\$653,500)	(\$1,452,432)	-222.25%
59-Transfers Out	(\$81,200)	(\$81,200)	(\$90,950)	\$9,750	10.72%	(\$81,200)	(\$90,950)	\$9,750	10.72%
5-Expenses Total	(\$15,900,728)	(\$951,609)	(\$410,593)	(\$541,016)	-131.76%	(\$2,457,678)	(\$998,751)	(\$1,458,927)	-146.08%
40-Capital Projects Total	(\$4,901,612)	(\$68,442)	\$1,466,334	(\$1,534,776)	-104.67%	(\$642,388)	\$2,763,775	(\$3,406,163)	-123.24%
60-Golf Fund									
4-Revenues									
41-Taxes	\$0								
42-Charges for Services	\$2,945,500	\$466,059	\$443,789	\$22,270	5.02%	\$1,602,957	\$1,488,987	\$113,969	7.65%
44-Rentals	\$620,750	\$100,258	\$107,834	(\$7,576)	-7.03%	\$251,703	\$247,742	\$3,960	1.60%
45-Product Sales	\$6,567,000	\$810,373	\$701,191	\$109,182	15.57%	\$2,591,322	\$2,488,906	\$102,416	4.11%
46-Grants & Donations	\$0								
47-Misc. Income	\$42,500	\$6,726	\$492	\$6,234	1267.04%	\$11,159	\$17,966	(\$6,807)	-37.89%
48-Interest Income	\$30,000	\$6,899	\$2,685	\$4,214	156.95%	\$65,547	\$233	\$65,314	28031.76%
49-Transfers In	\$0								
4-Revenues Total	\$10,205,750	\$1,390,315	\$1,255,991	\$134,324	10.69%	\$4,522,688	\$4,243,835	\$278,853	6.57%
5-Expenses									
51-Salaries & Wages	(\$4,498,425)	(\$426,708)	(\$553,039)	\$126,331	22.84%	(\$2,118,281)	(\$1,903,249)	(\$215,032)	-11.30%
52-Contractual Services	(\$2,138,802)	(\$283,179)	(\$259,569)	(\$23,610)	-9.10%	(\$884,066)	(\$789,991)	(\$94,075)	-11.91%
53-Supplies	(\$2,759,879)	(\$299,338)	(\$326,332)	\$26,994	8.27%	(\$1,020,452)	(\$983,960)	(\$36,492)	-3.71%
54-Other Charges	(\$283,633)	(\$17,976)	(\$25,380)	\$7,404	29.17%	(\$107,981)	(\$109,230)	\$1,248	1.14%
57-Capital	(\$885,000)	(\$18,899)	(\$775)	(\$18,124)	-2338.59%	(\$41,899)	(\$42,457)	\$558	1.31%
59-Transfers Out	(\$50,000)	(\$12,500)	(\$12,500)	\$0	0.00%	(\$25,000)	(\$25,000)	\$0	0.00%
5-Expenses Total	(\$10,615,738)	(\$1,058,600)	(\$1,177,595)	\$118,995	10.10%	(\$4,197,679)	(\$3,853,886)	(\$343,793)	-8.92%
60-Golf Fund Total	(\$409,988)	\$331,715	\$78,396	\$253,320	323.13%	\$325,009	\$389,949	(\$64,940)	-16.65%

Operating Statements for the Major and Internal Service Funds

Row Labels	Full Year Budget	Sum of CY Month	Sum of LY Month	Month Variance	% Month Variance	Sum of Curr YTD	Sum of LY YTD	YTD Variance	% YTD Variance
70-Information Technology									
4-Revenues									
42-Charges for Services	\$585,781	\$146,445	\$129,910	\$16,535	12.73%	\$292,890	\$259,820	\$33,071	12.73%
43-Debt Proceeds	\$0								
47-Misc. Income	\$250	\$0	\$0	\$0	0.00%	\$49	\$79	(\$29)	-37.22%
48-Interest Income	\$0								
49-Transfers In	\$0								
4-Revenues Total	\$586,031	\$146,445	\$129,910	\$16,535	12.73%	\$292,940	\$259,898	\$33,041	12.71%
5-Expenses									
52-Contractual Services	(\$475,206)	(\$31,042)	(\$29,319)	(\$1,723)	-5.88%	(\$253,386)	(\$221,064)	(\$32,322)	-14.62%
53-Supplies	(\$110,575)	(\$2,965)	(\$8,899)	\$5,934	66.68%	(\$26,455)	(\$40,965)	\$14,509	35.42%
57-Capital	\$0	\$0	\$0	\$0	0.00%	\$0	\$0	\$0	0.00%
5-Expenses Total	(\$585,781)	(\$34,008)	(\$38,219)	\$4,211	11.02%	(\$279,841)	(\$262,029)	(\$17,813)	-6.80%
70-Information Technology Total	\$250	\$112,438	\$91,691	\$20,746	22.63%	\$13,098	(\$2,131)	\$15,229	714.63%
75-Health Insurance									
4-Revenues									
42-Charges for Services	\$1,925,292	\$480,835	\$417,282	\$63,553	15.23%	\$961,671	\$834,564	\$127,107	15.23%
47-Misc. Income	\$182,582	\$14,686	\$17,863	(\$3,176)	-17.78%	\$94,310	\$76,429	\$17,881	23.40%
48-Interest Income	\$500	\$1	\$0	\$1	0.00%	\$28	\$0	\$28	0.00%
49-Transfers In	\$0								
4-Revenues Total	\$2,108,374	\$495,523	\$435,145	\$60,378	13.88%	\$1,056,009	\$910,993	\$145,016	15.92%
5-Expenses									
52-Contractual Services	(\$2,108,874)	(\$176,069)	(\$146,600)	(\$29,468)	-20.10%	(\$1,017,210)	(\$900,057)	(\$117,153)	-13.02%
5-Expenses Total	(\$2,108,874)	(\$176,069)	(\$146,600)	(\$29,468)	-20.10%	(\$1,017,210)	(\$900,057)	(\$117,153)	-13.02%
75-Health Insurance Total	(\$500)	\$319,454	\$288,544	\$30,910	10.71%	\$38,799	\$10,936	\$27,863	254.78%
Grand Total	(\$6,986,824)	\$5,258,287	\$5,067,118	\$191,168	3.77%	\$2,071,999	\$3,664,219	(\$1,592,220)	-43.45%

Major Operating Funds by Department

Row Labels	Full Year Budget	Sum of CY Month	Sum of LY Month	Month Variance	% Month Variance	Sum of Curr YTD	Sum of LY YTD	YTD Variance	% YTD Variance
10-General									
000-Administration									
4-Revenues									
41-Taxes	\$2,604,660	\$1,100,272	\$1,060,078	\$40,194	3.79%	\$1,396,574	\$1,361,537	\$35,037	2.57%
42-Charges for Services	\$284,500	\$58,400	\$42,681	\$15,719	36.83%	\$110,823	\$152,519	(\$41,696)	-27.34%
43-Debt Proceeds	\$0								
44-Rentals	\$41,055	\$0	\$0	\$0	0.00%	\$42,287	\$41,055	\$1,232	3.00%
45-Product Sales	\$66,300	\$8,317	\$22,629	(\$14,312)	-63.25%	\$9,462	\$23,146	(\$13,684)	-59.12%
46-Grants & Donations	\$0								
47-Misc. Income	\$2,500	\$993	\$50	\$943	1885.94%	\$2,765	\$23,887	(\$21,122)	-88.43%
48-Interest Income	\$65,000	\$7,317	\$13,583	(\$6,266)	-46.13%	\$98,864	\$63,121	\$35,744	56.63%
49-Transfers In	\$0								
4-Revenues Total	\$3,064,015	\$1,175,298	\$1,139,021	\$36,277	3.18%	\$1,660,775	\$1,665,265	(\$4,490)	-0.27%
5-Expenses									
51-Salaries & Wages	(\$854,792)	(\$62,168)	(\$89,753)	\$27,585	30.73%	(\$415,036)	(\$377,935)	(\$37,102)	-9.82%
52-Contractual Services	(\$753,902)	(\$141,668)	(\$119,123)	(\$22,546)	-18.93%	(\$306,031)	(\$244,634)	(\$61,398)	-25.10%
53-Supplies	(\$149,446)	(\$15,291)	(\$15,169)	(\$122)	-0.81%	(\$35,529)	(\$37,313)	\$1,784	4.78%
54-Other Charges	(\$224,787)	(\$9,820)	(\$11,460)	\$1,640	14.31%	(\$65,960)	(\$61,262)	(\$4,698)	-7.67%
57-Capital	\$0	\$0	(\$582)	\$582	99.94%	\$0	(\$1,163)	\$1,163	100.03%
59-Transfers Out	(\$900,000)	(\$225,000)	(\$710,000)	\$485,000	68.31%	(\$450,000)	(\$1,420,000)	\$970,000	68.31%
5-Expenses Total	(\$2,882,927)	(\$453,948)	(\$946,086)	\$492,138	52.02%	(\$1,272,557)	(\$2,142,306)	\$869,750	40.60%
000-Administration Total	\$181,088	\$721,351	\$192,935	\$528,416	273.88%	\$388,218	(\$477,041)	\$865,259	181.38%
101-Parks Maintenance									
4-Revenues									
41-Taxes	\$2,604,660	\$1,100,272	\$1,059,948	\$40,324	3.80%	\$1,396,407	\$1,361,127	\$35,280	2.59%
42-Charges for Services	\$5,000	\$0	\$0	\$0	0.00%	\$0	\$0	\$0	0.00%
46-Grants & Donations	\$0								
47-Misc. Income	\$5,000	\$50	\$0	\$50	0.00%	\$1,792	\$515	\$1,277	248.02%
49-Transfers In	\$0								
4-Revenues Total	\$2,614,660	\$1,100,322	\$1,059,948	\$40,374	3.81%	\$1,398,199	\$1,361,642	\$36,557	2.68%
5-Expenses									
51-Salaries & Wages	(\$1,794,043)	(\$145,562)	(\$227,084)	\$81,522	35.90%	(\$849,607)	(\$784,747)	(\$64,860)	-8.27%
52-Contractual Services	(\$710,484)	(\$137,224)	(\$118,360)	(\$18,865)	-15.94%	(\$306,912)	(\$280,200)	(\$26,712)	-9.53%
53-Supplies	(\$383,447)	(\$40,842)	(\$28,955)	(\$11,887)	-41.05%	(\$144,698)	(\$135,710)	(\$8,989)	-6.62%
54-Other Charges	(\$15,050)	(\$781)	(\$343)	(\$438)	-127.70%	(\$2,867)	(\$6,216)	\$3,349	53.88%
57-Capital	(\$382,000)	\$0	(\$288)	\$288	99.98%	(\$203,348)	(\$100,293)	(\$103,055)	-102.75%
59-Transfers Out	\$0								
5-Expenses Total	(\$3,285,025)	(\$324,410)	(\$375,030)	\$50,620	13.50%	(\$1,507,432)	(\$1,307,166)	(\$200,266)	-15.32%
101-Parks Maintenance Total	(\$670,365)	\$775,912	\$684,919	\$90,994	13.29%	(\$109,233)	\$54,476	(\$163,709)	-300.52%
430-Historical Museum									
4-Revenues									
42-Charges for Services	\$66,668	\$25,024	\$16,675	\$8,349	50.07%	\$34,518	\$29,859	\$4,659	15.60%
44-Rentals	\$10,450	\$0	\$140	(\$140)	-100.00%	\$5,752	\$3,074	\$2,678	87.12%
45-Product Sales	\$2,000	\$121	\$212	(\$91)	-42.79%	\$876	\$1,137	(\$260)	-22.91%
46-Grants & Donations	\$182,750	\$41,471	\$562	\$40,909	7279.22%	\$129,286	\$84,029	\$45,257	53.86%
47-Misc. Income	\$0								
4-Revenues Total	\$261,868	\$66,616	\$17,589	\$49,028	278.74%	\$170,432	\$118,099	\$52,333	44.31%
5-Expenses									
51-Salaries & Wages	(\$135,909)	(\$11,229)	(\$14,471)	\$3,242	22.40%	(\$69,974)	(\$60,870)	(\$9,104)	-14.96%
52-Contractual Services	(\$98,550)	(\$13,918)	(\$11,867)	(\$2,051)	-17.28%	(\$31,401)	(\$26,274)	(\$5,126)	-19.51%
53-Supplies	(\$13,995)	(\$1,233)	(\$1,427)	\$195	13.64%	(\$4,311)	(\$3,960)	(\$351)	-8.87%
54-Other Charges	(\$9,805)	\$0	(\$286)	\$286	100.10%	(\$1,439)	(\$1,545)	\$106	6.85%
57-Capital	\$0	\$0	(\$128)	\$128	99.65%	\$0	(\$255)	\$255	100.04%
5-Expenses Total	(\$258,259)	(\$26,380)	(\$28,179)	\$1,800	6.39%	(\$107,125)	(\$92,905)	(\$14,221)	-15.31%
430-Historical Museum Total	\$3,609	\$40,237	(\$10,591)	\$50,827	479.91%	\$63,307	\$25,194	\$38,112	151.28%
10-General Total	(\$485,668)	\$1,537,500	\$867,263	\$670,236	77.28%	\$342,292	(\$397,371)	\$739,663	186.14%
20-Recreation									
000-Administration									
4-Revenues									

Major Operating Funds by Department

Row Labels	Full Year Budget	Sum of CY Month	Sum of LY Month	Month Variance	% Month Variance	Sum of Curr YTD	Sum of LY YTD	YTD Variance	% YTD Variance
41-Taxes	\$5,155,473	\$2,177,833	\$2,097,364	\$80,469	3.84%	\$2,764,156	\$2,693,560	\$70,596	2.62%
42-Charges for Services	\$182,900	\$14,283	\$15,809	(\$1,527)	-9.66%	\$87,758	\$91,084	(\$3,327)	-3.65%
44-Rentals	\$21,680	\$0	\$200	(\$200)	-100.00%	\$1,851	\$3,661	(\$1,810)	-49.44%
45-Product Sales	\$54,585	\$54,342	\$59,975	(\$5,633)	-9.39%	\$54,592	\$60,093	(\$5,501)	-9.15%
46-Grants & Donations	\$15,500	\$15,101	\$0	\$15,101	0.00%	\$15,490	\$15,006	\$484	3.22%
47-Misc. Income	\$3,641	\$1,432	\$1,355	\$76	5.64%	\$6,759	\$21,263	(\$14,504)	-68.21%
48-Interest Income	\$75,000	\$11,794	\$10,336	\$1,458	14.11%	\$165,521	\$21,905	\$143,617	655.63%
49-Transfers In	\$0								
4-Revenues Total	\$5,508,778	\$2,274,784	\$2,185,040	\$89,744	4.11%	\$3,096,127	\$2,906,572	\$189,554	6.52%
5-Expenses									
51-Salaries & Wages	(\$1,507,606)	(\$132,724)	(\$182,583)	\$49,859	27.31%	(\$744,337)	(\$718,842)	(\$25,495)	-3.55%
52-Contractual Services	(\$956,694)	(\$161,502)	(\$131,165)	(\$30,337)	-23.13%	(\$469,194)	(\$348,895)	(\$120,299)	-34.48%
53-Supplies	(\$181,411)	(\$9,071)	(\$11,071)	\$2,000	18.06%	(\$49,761)	(\$55,300)	\$5,539	10.02%
54-Other Charges	(\$123,304)	(\$13,526)	(\$12,035)	(\$1,491)	-12.39%	(\$72,109)	(\$51,234)	(\$20,875)	-40.74%
57-Capital	\$0	\$0	(\$540)	\$540	100.08%	\$0	(\$1,081)	\$1,081	99.99%
59-Transfers Out	(\$2,021,144)	(\$505,286)	(\$1,025,000)	\$519,714	50.70%	(\$1,010,572)	(\$2,050,000)	\$1,039,428	50.70%
5-Expenses Total	(\$4,790,159)	(\$822,109)	(\$1,362,395)	\$540,286	39.66%	(\$2,345,973)	(\$3,225,353)	\$879,380	27.26%
000-Administration Total	\$718,619	\$1,452,675	\$822,645	\$630,030	76.59%	\$750,154	(\$318,781)	\$1,068,934	335.32%
101-Parks Maintenance									
4-Revenues									
42-Charges for Services	\$0								
44-Rentals	\$10,000	\$4,115	\$2,578	\$1,538	59.64%	\$8,325	\$5,903	\$2,423	41.04%
45-Product Sales	\$0								
47-Misc. Income	\$0								
4-Revenues Total	\$10,000	\$4,115	\$2,578	\$1,538	59.64%	\$8,325	\$5,903	\$2,423	41.04%
5-Expenses									
51-Salaries & Wages	(\$940,946)	(\$95,372)	(\$128,160)	\$32,788	25.58%	(\$460,571)	(\$464,120)	\$3,548	0.76%
52-Contractual Services	(\$347,088)	(\$69,129)	(\$58,889)	(\$10,239)	-17.39%	(\$144,137)	(\$157,189)	\$13,052	8.30%
53-Supplies	(\$600,809)	(\$36,339)	(\$33,065)	(\$3,274)	-9.90%	(\$130,596)	(\$102,589)	(\$28,007)	-27.30%
57-Capital	(\$31,500)	\$0	(\$18)	\$18	100.00%	\$0	(\$36)	\$36	100.00%
5-Expenses Total	(\$1,920,343)	(\$200,840)	(\$220,132)	\$19,293	8.76%	(\$735,303)	(\$723,933)	(\$11,370)	-1.57%
101-Parks Maintenance Total	(\$1,910,343)	(\$196,725)	(\$217,555)	\$20,830	9.57%	(\$726,978)	(\$718,031)	(\$8,947)	-1.25%
220-Recreation Programs									
4-Revenues									
42-Charges for Services	\$4,413,274	\$638,810	\$575,680	\$63,130	10.97%	\$2,176,695	\$2,036,701	\$139,994	6.87%
44-Rentals	\$65,000	\$1,250	\$5,485	(\$4,235)	-77.20%	\$29,671	\$35,922	(\$6,251)	-17.40%
45-Product Sales	\$9,100	\$56	\$70	(\$13)	-19.04%	\$7,677	\$7,216	\$461	6.38%
46-Grants & Donations	\$0								
47-Misc. Income	\$0								
4-Revenues Total	\$4,487,374	\$640,117	\$581,235	\$58,882	10.13%	\$2,214,043	\$2,079,839	\$134,204	6.45%
5-Expenses									
51-Salaries & Wages	(\$1,397,618)	(\$249,726)	(\$202,957)	(\$46,769)	-23.04%	(\$675,329)	(\$533,638)	(\$141,691)	-26.55%
52-Contractual Services	(\$1,975,646)	(\$234,701)	(\$74,282)	(\$160,419)	-215.96%	(\$851,885)	(\$664,157)	(\$187,728)	-28.27%
53-Supplies	(\$220,097)	(\$22,769)	(\$6,869)	(\$15,900)	-231.47%	(\$79,343)	(\$77,525)	(\$1,818)	-2.35%
54-Other Charges	(\$500)	\$0	\$0	\$0	0.00%	\$0	\$0	\$0	0.00%
57-Capital	\$0	\$0	(\$144)	\$144	99.98%	\$0	(\$288)	\$288	99.98%
5-Expenses Total	(\$3,593,861)	(\$507,197)	(\$284,253)	(\$222,944)	-78.43%	(\$1,606,557)	(\$1,275,608)	(\$330,949)	-25.94%
220-Recreation Programs Total	\$893,513	\$132,920	\$296,982	(\$164,062)	-55.24%	\$607,486	\$804,231	(\$196,745)	-24.46%
221-Athletics									
4-Revenues									
42-Charges for Services	\$618,300	\$68,485	\$51,367	\$17,118	33.32%	\$313,045	\$258,294	\$54,751	21.20%
45-Product Sales	\$12,700	\$0	(\$0)	\$0	0.00%	\$1,122	\$726	\$396	54.60%
47-Misc. Income	\$0								
49-Transfers In	\$90,000								
4-Revenues Total	\$721,000	\$68,485	\$51,367	\$17,118	33.32%	\$314,167	\$259,020	\$55,147	21.29%
5-Expenses									
51-Salaries & Wages	(\$67,078)	(\$7,618)	(\$6,462)	(\$1,156)	-17.89%	(\$28,997)	(\$23,965)	(\$5,032)	-21.00%
52-Contractual Services	(\$205,900)	(\$43,293)	(\$58,687)	\$15,394	26.23%	(\$101,542)	(\$86,706)	(\$14,836)	-17.11%
53-Supplies	(\$326,368)	(\$32,681)	(\$24,198)	(\$8,483)	-35.06%	(\$172,257)	(\$133,768)	(\$38,489)	-28.77%

Major Operating Funds by Department

Row Labels	Full Year Budget	Sum of CY Month	Sum of LY Month	Month Variance	% Month Variance	Sum of Curr YTD	Sum of LY YTD	YTD Variance	% YTD Variance
41-Taxes	\$1,267,884	\$535,494	\$449,840	\$85,654	19.04%	\$679,661	\$577,711	\$101,950	17.65%
42-Charges for Services	\$0								
44-Rentals	\$0								
45-Product Sales	\$0								
46-Grants & Donations	\$0								
47-Misc. Income	\$0	\$0	\$0	\$0	0.00%	\$0	\$8,879	(\$8,879)	-100.00%
48-Interest Income	\$10,000	\$4,871	\$4,704	\$168	3.57%	\$29,997	\$29,405	\$592	2.01%
49-Transfers In	\$0								
4-Revenues Total	\$1,277,884	\$540,365	\$454,543	\$85,822	18.88%	\$709,658	\$615,996	\$93,662	15.21%
5-Expenses									
51-Salaries & Wages	(\$78,538)	(\$5,872)	(\$8,333)	\$2,461	29.53%	(\$38,787)	(\$36,640)	(\$2,147)	-5.86%
52-Contractual Services	(\$52,313)	(\$10,737)	(\$2,792)	(\$7,945)	-284.57%	(\$16,079)	(\$7,266)	(\$8,812)	-121.28%
53-Supplies	\$0								
54-Other Charges	(\$103)	\$0	\$0	\$0	0.00%	\$0	(\$54)	\$54	100.00%
57-Capital	\$0								
59-Transfers Out	\$0	\$0	(\$25,000)	\$25,000	100.00%	\$0	(\$50,000)	\$50,000	100.00%
5-Expenses Total	(\$130,954)	(\$16,609)	(\$36,125)	\$19,516	54.02%	(\$54,865)	(\$93,960)	\$39,095	41.61%
000-Administration Total	\$1,146,930	\$523,756	\$418,419	\$105,338	25.18%	\$654,793	\$522,035	\$132,757	25.43%
101-Parks Maintenance									
4-Revenues									
47-Misc. Income	\$0								
4-Revenues Total	\$0								
5-Expenses									
51-Salaries & Wages	(\$62,969)	(\$5,051)	(\$9,054)	\$4,003	44.21%	(\$32,575)	(\$33,547)	\$972	2.90%
52-Contractual Services	(\$8,698)	(\$2,174)	(\$1,971)	(\$203)	-10.30%	(\$4,349)	(\$3,943)	(\$406)	-10.30%
53-Supplies	\$0								
57-Capital	\$0								
5-Expenses Total	(\$71,667)	(\$7,226)	(\$11,026)	\$3,800	34.46%	(\$36,924)	(\$37,490)	\$566	1.51%
101-Parks Maintenance Total	(\$71,667)	(\$7,226)	(\$11,026)	\$3,800	34.46%	(\$36,924)	(\$37,490)	\$566	1.51%
220-Recreation Programs									
4-Revenues									
42-Charges for Services	\$204,248	\$19,572	\$21,348	(\$1,777)	-8.32%	\$81,693	\$72,801	\$8,892	12.21%
45-Product Sales	\$1,000	\$0	\$100	(\$100)	-100.00%	\$200	\$765	(\$565)	-73.86%
46-Grants & Donations	\$738	\$0	\$0	\$0	0.00%	\$15	\$75	(\$60)	-80.00%
4-Revenues Total	\$205,985	\$19,572	\$21,448	(\$1,877)	-8.75%	\$81,908	\$73,641	\$8,267	11.23%
5-Expenses									
51-Salaries & Wages	\$0								
52-Contractual Services	(\$2,550)	\$0	\$0	\$0	0.00%	\$0	\$0	\$0	0.00%
53-Supplies	(\$19,121)	(\$11,927)	(\$172)	(\$11,756)	-6834.73%	(\$12,984)	(\$3,777)	(\$9,207)	-243.77%
57-Capital	\$0								
5-Expenses Total	(\$21,671)	(\$11,927)	(\$172)	(\$11,756)	-6834.73%	(\$12,984)	(\$3,777)	(\$9,207)	-243.77%
220-Recreation Programs Total	\$184,314	\$7,644	\$21,277	(\$13,632)	-64.07%	\$68,923	\$69,864	(\$941)	-1.35%
350-Special Facilities									
5-Expenses									
51-Salaries & Wages	(\$97,863)	(\$2,548)	(\$9,235)	\$6,687	72.41%	(\$44,887)	(\$40,897)	(\$3,990)	-9.76%
52-Contractual Services	(\$10,028)	(\$2,507)	(\$2,296)	(\$211)	-9.18%	(\$5,014)	(\$4,593)	(\$421)	-9.18%
53-Supplies	\$0								
54-Other Charges	(\$16,000)	(\$1,569)	(\$2,298)	\$728	31.69%	(\$5,394)	(\$6,102)	\$708	11.61%
57-Capital	\$0								
5-Expenses Total	(\$123,891)	(\$6,624)	(\$13,829)	\$7,205	52.10%	(\$55,294)	(\$51,591)	(\$3,703)	-7.18%
350-Special Facilities Total	(\$123,891)	(\$6,624)	(\$13,829)	\$7,205	52.10%	(\$55,294)	(\$51,591)	(\$3,703)	-7.18%
501-Cosley Zoo Operations									
4-Revenues									
42-Charges for Services	\$450,000	\$48,532	\$52,336	(\$3,804)	-7.27%	\$181,417	\$165,633	\$15,784	9.53%
44-Rentals	\$63,000	\$5,417	\$9,179	(\$3,762)	-40.99%	\$36,541	\$34,373	\$2,168	6.31%
45-Product Sales	\$0	\$0	\$10	(\$10)	-100.00%	\$0	\$10	(\$10)	-100.00%
46-Grants & Donations	\$94,600	\$8,348	\$7,136	\$1,212	16.99%	\$48,533	\$42,194	\$6,339	15.02%
47-Misc. Income	\$0	\$0	\$0	\$0	0.00%	\$640	\$676	(\$35)	-5.24%
4-Revenues Total	\$607,600	\$62,297	\$68,661	(\$6,364)	-9.27%	\$267,131	\$242,885	\$24,246	9.98%

Major Operating Funds by Department

Row Labels	Full Year Budget	Sum of CY Month	Sum of LY Month	Month Variance	% Month Variance	Sum of Curr YTD	Sum of LY YTD	YTD Variance	% YTD Variance
5-Expenses									
51-Salaries & Wages	(\$1,096,189)	(\$87,999)	(\$109,600)	\$21,601	19.71%	(\$498,943)	(\$451,623)	(\$47,320)	-10.48%
52-Contractual Services	(\$394,834)	(\$70,499)	(\$54,836)	(\$15,663)	-28.56%	(\$173,229)	(\$139,579)	(\$33,651)	-24.11%
53-Supplies	(\$186,899)	(\$18,251)	(\$10,746)	(\$7,505)	-69.84%	(\$62,798)	(\$75,497)	\$12,698	16.82%
54-Other Charges	(\$61,122)	(\$2,907)	(\$2,249)	(\$658)	-29.27%	(\$22,980)	(\$18,492)	(\$4,488)	-24.27%
57-Capital	\$0	\$0	(\$308)	\$308	99.85%	\$0	(\$615)	\$615	100.01%
59-Transfers Out	(\$100,000)	(\$25,000)	(\$25,000)	\$0	0.00%	(\$50,000)	(\$50,000)	\$0	0.00%
5-Expenses Total	(\$1,839,043)	(\$204,656)	(\$202,738)	(\$1,918)	-0.95%	(\$807,951)	(\$735,805)	(\$72,146)	-9.81%
501-Cosley Zoo Operations Total	(\$1,231,443)	(\$142,360)	(\$134,078)	(\$8,282)	-6.18%	(\$540,820)	(\$492,920)	(\$47,900)	-9.72%
22-Cosley Zoo Total	(\$95,758)	\$375,191	\$280,763	\$94,428	33.63%	\$90,678	\$9,898	\$80,780	816.13%
60-Golf Fund									
000-Administration									
4-Revenues									
41-Taxes	\$0								
42-Charges for Services	\$0	\$0	\$0	\$0	0.00%	\$0	\$4,500	(\$4,500)	-100.00%
46-Grants & Donations	\$0								
47-Misc. Income	\$3,500	\$4,848	\$180	\$4,668	2593.33%	\$6,666	\$6,542	\$124	1.89%
48-Interest Income	\$30,000	\$6,899	\$2,685	\$4,214	156.95%	\$65,547	\$233	\$65,314	28031.76%
49-Transfers In	\$0								
4-Revenues Total	\$33,500	\$11,747	\$2,865	\$8,882	310.02%	\$72,213	\$11,275	\$60,938	540.47%
5-Expenses									
51-Salaries & Wages	(\$578,526)	(\$39,827)	(\$51,602)	\$11,774	22.82%	(\$271,784)	(\$227,724)	(\$44,059)	-19.35%
52-Contractual Services	(\$675,139)	(\$65,766)	(\$53,466)	(\$12,300)	-23.00%	(\$282,832)	(\$203,453)	(\$79,379)	-39.02%
53-Supplies	(\$130,195)	(\$7,983)	(\$6,654)	(\$1,329)	-19.97%	(\$35,448)	(\$31,237)	(\$4,212)	-13.48%
54-Other Charges	(\$146,633)	(\$10,163)	(\$10,158)	(\$4)	-0.04%	(\$62,093)	(\$51,537)	(\$10,556)	-20.48%
57-Capital	(\$545,000)	(\$18,899)	(\$143)	(\$18,756)	-13116.13%	(\$41,899)	(\$11,475)	(\$30,424)	-265.13%
59-Transfers Out	(\$50,000)	(\$12,500)	(\$12,500)	\$0	0.00%	(\$25,000)	(\$25,000)	\$0	0.00%
5-Expenses Total	(\$2,125,493)	(\$155,137)	(\$134,523)	(\$20,615)	-15.32%	(\$719,056)	(\$550,426)	(\$168,630)	-30.64%
000-Administration Total	(\$2,091,993)	(\$143,391)	(\$131,658)	(\$11,733)	-8.91%	(\$646,844)	(\$539,151)	(\$107,692)	-19.97%
101-Parks Maintenance									
5-Expenses									
51-Salaries & Wages	(\$24,889)	(\$2,120)	(\$3,930)	\$1,810	46.05%	(\$13,032)	(\$13,691)	\$659	4.81%
52-Contractual Services	(\$7,785)	(\$1,578)	(\$1,617)	\$39	2.44%	(\$3,821)	(\$3,679)	(\$143)	-3.88%
53-Supplies	(\$10,000)	(\$6,693)	(\$4,303)	(\$2,390)	-55.55%	(\$6,693)	(\$4,303)	(\$2,390)	-55.55%
54-Other Charges	\$0								
57-Capital	\$0								
5-Expenses Total	(\$42,674)	(\$10,391)	(\$9,850)	(\$541)	-5.49%	(\$23,547)	(\$21,673)	(\$1,874)	-8.65%
350-Special Facilities Total	\$0								
601-Golf Maintenance									
4-Revenues									
46-Grants & Donations	\$0								
47-Misc. Income	\$0	\$0	\$0	\$0	0.00%	\$0	\$0	\$0	0.00%
4-Revenues Total	\$0	\$0	\$0	\$0	0.00%	\$0	\$0	\$0	0.00%
5-Expenses									
51-Salaries & Wages	(\$715,750)	(\$82,056)	(\$92,980)	\$10,924	11.75%	(\$350,186)	(\$296,169)	(\$54,018)	-18.24%
52-Contractual Services	(\$198,842)	(\$41,357)	(\$34,193)	(\$7,164)	-20.95%	(\$96,271)	(\$83,767)	(\$12,503)	-14.93%
53-Supplies	(\$432,767)	(\$61,766)	(\$80,208)	\$18,442	22.99%	(\$209,501)	(\$221,453)	\$11,952	5.40%
54-Other Charges	(\$18,000)	\$0	(\$4,716)	\$4,716	100.01%	(\$6,800)	(\$9,194)	\$2,394	26.04%
57-Capital	(\$165,000)	\$0	(\$54)	\$54	99.98%	\$0	(\$108)	\$108	99.98%
5-Expenses Total	(\$1,530,359)	(\$185,179)	(\$212,151)	\$26,973	12.71%	(\$662,758)	(\$610,691)	(\$52,067)	-8.53%
601-Golf Maintenance Total	(\$1,530,359)	(\$185,179)	(\$212,151)	\$26,973	12.71%	(\$662,758)	(\$610,691)	(\$52,067)	-8.53%
611-Pro Shop/Golf Fees									
4-Revenues									
42-Charges for Services	\$2,610,500	\$381,657	\$384,597	(\$2,940)	-0.76%	\$1,394,228	\$1,296,671	\$97,558	7.52%
44-Rentals	\$617,750	\$100,136	\$107,724	(\$7,588)	-7.04%	\$251,109	\$245,851	\$5,257	2.14%
45-Product Sales	\$180,000	\$30,160	\$31,291	(\$1,131)	-3.61%	\$86,048	\$77,708	\$8,340	10.73%
46-Grants & Donations	\$0								
47-Misc. Income	\$0	\$37	\$29	\$8	28.31%	\$67	\$57	\$10	18.14%
4-Revenues Total	\$3,408,250	\$511,990	\$523,641	(\$11,651)	-2.22%	\$1,731,452	\$1,620,287	\$111,165	6.86%

Major Operating Funds by Department

Row Labels	Full Year Budget	Sum of CY Month	Sum of LY Month	Month Variance	% Month Variance	Sum of Curr YTD	Sum of LY YTD	YTD Variance	% YTD Variance
5-Expenses									
51-Salaries & Wages	(\$529,341)	(\$78,971)	(\$87,666)	\$8,695	9.92%	(\$286,633)	(\$236,891)	(\$49,742)	-21.00%
52-Contractual Services	(\$279,734)	(\$46,494)	(\$39,146)	(\$7,348)	-18.77%	(\$117,719)	(\$103,706)	(\$14,013)	-13.51%
53-Supplies	(\$176,008)	(\$24,112)	(\$46,759)	\$22,647	48.43%	(\$67,032)	(\$72,359)	\$5,327	7.36%
54-Other Charges	(\$30,000)	(\$2,965)	(\$5,954)	\$2,989	50.21%	(\$6,814)	(\$7,879)	\$1,065	13.52%
57-Capital	(\$90,000)	\$0	(\$125)	\$125	99.95%	\$0	(\$250)	\$250	99.95%
5-Expenses Total	(\$1,105,083)	(\$152,543)	(\$179,651)	\$27,109	15.09%	(\$478,198)	(\$421,086)	(\$57,113)	-13.56%
611-Pro Shop/Golf Fees Total	\$2,303,167	\$359,448	\$343,990	\$15,458	4.49%	\$1,253,254	\$1,199,202	\$54,052	4.51%
612-Food and Beverage									
4-Revenues									
42-Charges for Services	\$315,000	\$84,402	\$59,191	\$25,210	42.59%	\$201,169	\$183,645	\$17,525	9.54%
44-Rentals	\$3,000	\$123	\$110	\$13	11.36%	\$594	\$1,891	(\$1,297)	-68.58%
45-Product Sales	\$6,387,000	\$780,213	\$669,900	\$110,313	16.47%	\$2,505,274	\$2,411,198	\$94,076	3.90%
46-Grants & Donations	\$0								
47-Misc. Income	\$39,000	\$1,841	\$283	\$1,558	550.40%	\$4,426	\$11,367	(\$6,941)	-61.06%
4-Revenues Total	\$6,744,000	\$866,578	\$729,485	\$137,093	18.79%	\$2,711,464	\$2,608,101	\$103,363	3.96%
5-Expenses									
51-Salaries & Wages	(\$2,644,919)	(\$223,733)	(\$316,861)	\$93,128	29.39%	(\$1,195,749)	(\$1,128,227)	(\$67,522)	-5.98%
52-Contractual Services	(\$976,619)	(\$127,967)	(\$131,126)	\$3,160	2.41%	(\$383,248)	(\$395,241)	\$11,993	3.03%
53-Supplies	(\$2,005,908)	(\$198,785)	(\$188,408)	(\$10,377)	-5.51%	(\$701,777)	(\$654,607)	(\$47,170)	-7.21%
54-Other Charges	(\$89,000)	(\$4,848)	(\$4,551)	(\$297)	-6.53%	(\$32,274)	(\$40,619)	\$8,345	20.55%
57-Capital	(\$85,000)	\$0	(\$453)	\$453	100.02%	\$0	(\$30,624)	\$30,624	100.00%
59-Transfers Out	\$0								
5-Expenses Total	(\$5,801,446)	(\$555,333)	(\$641,399)	\$86,067	13.42%	(\$2,313,048)	(\$2,249,319)	(\$63,729)	-2.83%
612-Food and Beverage Total	\$942,554	\$311,245	\$88,085	\$223,160	253.35%	\$398,416	\$358,782	\$39,634	11.05%
613-Cross Country Skiing									
4-Revenues									
42-Charges for Services	\$20,000	\$0	\$0	\$0	0.00%	\$7,559	\$4,172	\$3,387	81.18%
45-Product Sales	\$0								
4-Revenues Total	\$20,000	\$0	\$0	\$0	0.00%	\$7,559	\$4,172	\$3,387	81.18%
5-Expenses									
51-Salaries & Wages	(\$5,000)	\$0	\$0	\$0	0.00%	(\$896)	(\$546)	(\$350)	-64.10%
52-Contractual Services	(\$683)	(\$17)	(\$20)	\$3	14.80%	(\$175)	(\$145)	(\$30)	-20.80%
53-Supplies	(\$5,000)								
57-Capital	\$0								
5-Expenses Total	(\$10,683)	(\$17)	(\$20)	\$3	14.80%	(\$1,071)	(\$691)	(\$380)	-55.02%
613-Cross Country Skiing Total	\$9,318	(\$17)	(\$20)	\$3	14.80%	\$6,488	\$3,481	\$3,007	86.38%
60-Golf Fund Total	(\$409,988)	\$331,715	\$78,396	\$253,320	323.13%	\$325,009	\$389,949	(\$64,940)	-16.65%
Grand Total	(\$2,032,133)	\$3,541,087	\$1,939,901	\$1,601,186	82.54%	\$1,295,318	(\$400,028)	\$1,695,346	423.81%

Parks Plus Fitness

PPF	Full Year Budget	Sum of CY Month	Sum of LY Month	Month Variance	% Month Variance	Sum of Curr YTD	Sum of LY YTD	YTD Variance	% YTD Variance
4-Revenues									
42-Charges for Services	\$549,500	\$39,801	\$35,134	\$4,667	13.28%	\$220,658	\$192,966	\$27,692	14.35%
44-Rentals	\$2,000	\$9	\$30	(\$21)	-71.07%	\$52	\$180	(\$128)	-71.08%
45-Product Sales	\$500								
47-Misc. Income	\$500								
4-Revenues Total	\$552,500	\$39,809	\$35,164	\$4,646	13.21%	\$220,710	\$193,145	\$27,564	14.27%
5-Expenses									
51-Salaries & Wages	(\$404,003)	(\$28,344)	(\$43,535)	\$15,190	34.89%	(\$193,025)	(\$193,387)	\$363	0.19%
52-Contractual Services	(\$59,455)	(\$9,122)	(\$6,273)	(\$2,849)	-45.42%	(\$22,344)	(\$14,134)	(\$8,210)	-58.09%
53-Supplies	(\$58,644)	(\$3,059)	(\$2,238)	(\$821)	-36.69%	(\$27,663)	(\$12,612)	(\$15,051)	-119.34%
54-Other Charges	(\$5,000)	(\$1,025)	(\$902)	(\$123)	-13.59%	(\$3,408)	(\$2,567)	(\$841)	-32.76%
57-Capital	\$0	\$0	(\$90)	\$90	99.99%	\$0	(\$180)	\$180	99.99%
5-Expenses Total	(\$527,101)	(\$41,551)	(\$53,038)	\$11,488	21.66%	(\$246,439)	(\$222,880)	(\$23,559)	-10.57%
Grand Total	\$25,399	(\$1,742)	(\$17,875)	\$16,133	90.26%	(\$25,730)	(\$29,735)	\$4,005	13.47%

Central Athletic Center

CAC	Full Year Budget	Sum of CY Month	Sum of LY Month	Month Variance	% Month Variance	Sum of Curr YTD	Sum of LY YTD	YTD Variance	% YTD Variance
4-Revenues									
42-Charges for Services	\$77,105	\$20,414	\$15,759	\$4,655	29.54%	\$36,157	\$37,993	(\$1,836)	-4.83%
44-Rentals	\$65,000	\$1,250	\$5,485	(\$4,235)	-77.20%	\$29,671	\$35,922	(\$6,251)	-17.40%
45-Product Sales	\$100	\$0	\$0	\$0	0.00%	\$126	\$101	\$25	24.84%
4-Revenues Total	\$142,205	\$21,664	\$21,243	\$421	1.98%	\$65,954	\$74,016	(\$8,062)	-10.89%
5-Expenses									
51-Salaries & Wages	(\$74,956)	(\$8,332)	(\$6,808)	(\$1,523)	-22.38%	(\$33,078)	(\$26,881)	(\$6,197)	-23.05%
52-Contractual Services	(\$147,203)	(\$6,323)	(\$10,745)	\$4,422	41.15%	(\$56,496)	(\$48,886)	(\$7,611)	-15.57%
53-Supplies	(\$38,080)	(\$3,245)	(\$491)	(\$2,755)	-561.07%	(\$10,165)	(\$5,470)	(\$4,695)	-85.83%
54-Other Charges	(\$500)	\$0	\$0	\$0	0.00%	\$0	\$0	\$0	0.00%
57-Capital	\$0								
5-Expenses Total	(\$260,739)	(\$17,900)	(\$18,044)	\$144	0.80%	(\$99,739)	(\$81,237)	(\$18,502)	-22.78%
Grand Total	(\$118,534)	\$3,764	\$3,199	\$565	17.65%	(\$33,785)	(\$7,221)	(\$26,564)	-367.87%

Special Events

Special Events	Full Year Budget	Sum of CY Month	Sum of LY Month	Month Variance	% Month Variance	Sum of Curr YTD	Sum of LY YTD	YTD Variance	% YTD Variance
1900-Special Events-Miscellaneous									
4-Revenues	\$3,000	\$0	\$0	\$0	0.00%	\$3,000	\$3,000	\$0	0.00%
5-Expenses	(\$17,500)	(\$1,105)	(\$268)	(\$837)	-312.36%	(\$2,749)	(\$1,487)	(\$1,262)	-84.90%
1900-Special Events-Miscellaneous Total	(\$14,500)	(\$1,105)	(\$268)	(\$837)	-312.36%	\$251	\$1,513	(\$1,262)	-83.44%
1902-4th of July									
4-Revenues	\$43,500	\$40,250	\$500	\$39,750	7950.00%	\$40,250	\$2,000	\$38,250	1912.50%
5-Expenses	(\$56,300)	(\$37,969)	(\$33,845)	(\$4,125)	-12.19%	(\$39,556)	(\$34,691)	(\$4,865)	-14.03%
1902-4th of July Total	(\$12,800)	\$2,281	(\$33,345)	\$35,625	106.84%	\$694	(\$32,691)	\$33,385	102.12%
1903-Ale Fest									
4-Revenues	\$74,000	\$0	\$500	(\$500)	-100.00%	\$0	\$3,000	(\$3,000)	-100.00%
5-Expenses	(\$82,300)	\$0	(\$740)	\$740	100.00%	\$0	(\$4,368)	\$4,368	99.99%
1903-Ale Fest Total	(\$8,300)	\$0	(\$240)	\$240	100.00%	\$0	(\$1,368)	\$1,368	99.97%
1904-Memorial Park Events									
4-Revenues	\$500	\$0	\$0	\$0	0.00%	\$0	\$500	(\$500)	-100.00%
5-Expenses	(\$5,961)	(\$476)	(\$425)	(\$50)	-11.86%	(\$2,055)	(\$2,339)	\$284	12.14%
1904-Memorial Park Events Total	(\$5,461)	(\$476)	(\$425)	(\$50)	-11.86%	(\$2,055)	(\$1,839)	(\$216)	-11.74%
1905-Cream of Wheaton									
4-Revenues	\$181,500	\$68,125	\$75,784	(\$7,660)	-10.11%	\$133,700	\$143,559	(\$9,860)	-6.87%
5-Expenses	(\$168,150)	(\$42,925)	(\$56,171)	\$13,246	23.58%	(\$104,442)	(\$84,529)	(\$19,912)	-23.56%
1905-Cream of Wheaton Total	\$13,350	\$25,199	\$19,613	\$5,587	28.48%	\$29,258	\$59,030	(\$29,772)	-50.44%
1906-Summer Concerts									
4-Revenues	\$149,000	\$27,794	\$60,093	(\$32,299)	-53.75%	\$44,794	\$108,468	(\$63,674)	-58.70%
5-Expenses	(\$243,700)	(\$39,751)	(\$45,429)	\$5,678	12.50%	(\$46,134)	(\$51,277)	\$5,143	10.03%
1906-Summer Concerts Total	(\$94,700)	(\$11,957)	\$14,664	(\$26,621)	-181.54%	(\$1,340)	\$57,191	(\$58,531)	-102.34%
1907-Shakespeare Event									
4-Revenues	\$10,000	(\$727)	\$0	(\$727)	0.00%	\$4,273	\$15,000	(\$10,727)	-71.51%
5-Expenses	(\$25,450)	(\$600)	(\$100)	(\$500)	-500.00%	(\$700)	(\$100)	(\$600)	-600.00%
1907-Shakespeare Event Total	(\$15,450)	(\$1,327)	(\$100)	(\$1,227)	-1226.89%	\$3,573	\$14,900	(\$11,327)	-76.02%
1908-Fun Run Event									
4-Revenues	\$49,000	\$0	\$0	\$0	0.00%	\$27,423	\$34,132	(\$6,709)	-19.66%
5-Expenses	(\$53,950)	\$206	(\$100)	\$306	305.81%	(\$15,458)	(\$19,516)	\$4,057	20.79%
1908-Fun Run Event Total	(\$4,950)	\$206	(\$100)	\$306	305.81%	\$11,965	\$14,616	(\$2,652)	-18.14%
1910-Light the Torch Run									
4-Revenues	\$22,500	\$0	\$4,218	(\$4,218)	-99.99%	\$0	\$9,048	(\$9,048)	-100.00%
5-Expenses	(\$47,700)	\$0	(\$109)	\$109	99.76%	\$0	(\$773)	\$773	99.94%
1910-Light the Torch Run Total	(\$25,200)	\$0	\$4,109	(\$4,109)	-100.00%	\$0	\$8,276	(\$8,276)	-99.99%
1925-Reindeer Run									
4-Revenues	\$53,000	\$150	\$387	(\$237)	-61.37%	\$8,355	\$11,413	(\$3,058)	-26.79%
5-Expenses	(\$27,500)	\$0	(\$9)	\$9	97.11%	(\$206)	(\$779)	\$573	73.53%
1925-Reindeer Run Total	\$25,500	\$150	\$379	(\$229)	-60.36%	\$8,149	\$10,634	(\$2,485)	-23.37%
Grand Total	(\$142,511)	\$12,971	\$4,286	\$8,685	202.63%	\$50,493	\$130,262	(\$79,769)	-61.24%

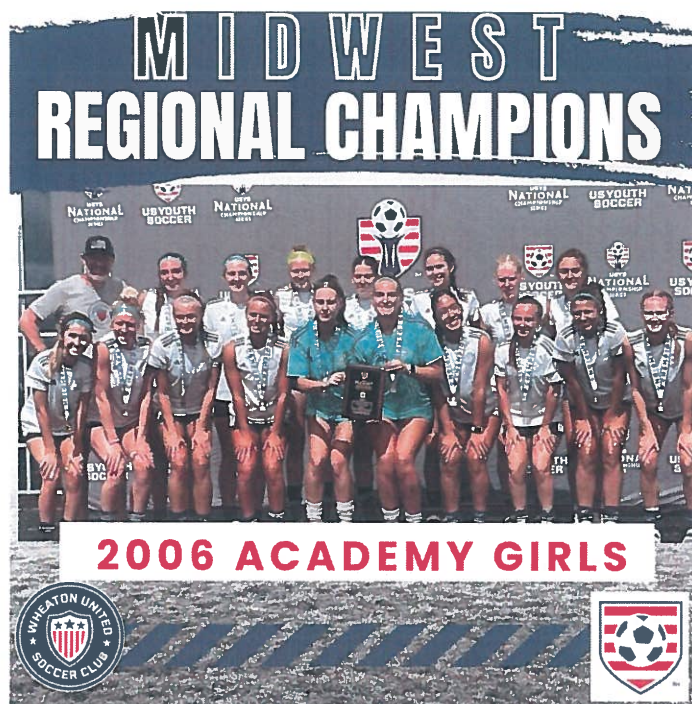


TO: Michael Benard, Executive Director
FROM: Adam Lewandowski, Director of Athletic Programs & Facilities
RE: Athletic Programs & Facilities Board Report

DATE: July 17, 2024

- **Wheaton United Soccer Club**

- The Wheaton United SC 2006 Academy Girls team won the US Youth Soccer Midwest Regional Championships! The team will head to the US Youth Soccer National Championships in Florida in July.



- **In-House Soccer**

- Spring Soccer finished on June 15. 2024 Fall Registration is currently at 655 participants.

- **Soccer Shots**

- Soccer Shots Summer classes are in full swing. The numbers for 2024 are 210 total registrants, which will bring in \$28,145.00 in registration fees. 2023 had 191 registrants, with \$27,779.22 brought in for registration fees.

- **Rams Football**

- Rams Tackle Football registration has been open since November 2023. For the fall 2024 season, there are currently 353 participants signed up. At this time last year, there were 307 participants signed up. This is an increase of 46 participants for the program which has already well surpassed last year's enrollment!
- Important Upcoming Dates
 - Saturday, July 13 - equipment pick up
 - Monday, July 29 - first day of tackle evaluations
- Registration for Flag Football has been open since February. To date current registration for the three levels are: 1st/2nd grade: 119 enrolled, 3rd/4th grade: 80 enrolled, and 5th/6th grade: 51 enrolled. Combined total: 250 enrolled!

- **Rams Cheerleading**
 - Rams Cheerleading season is in full swing with practices at the Central Athletic Complex. There are a total of 198 participants for the 2024 season. Last year when registration closed there were 189 participants registered. This is an increase of 9 participants!
 - This year's fundraiser for Rams Cheerleading gave athletes two options for raising money. This year the organization raised over \$22,460.00 in gross revenue compared to last year \$14,893.10 in gross revenue was raised. This is an increase of \$7,566.90 in gross revenue! All fundraising dollars go directly back into the Rams Cheer program to continue to support, grow and elevate the program.
- **Baseball/Softball**
 - Baseball/Softball hosted their Red, White and Blue travel softball tournament June 27-30 at Atten Park, Central Athletic Complex, and Edison Middle School. The tournament included 51 teams bringing in over \$25,000 in tournament registration fees.
- **Spring Lacrosse**
 - U12 (5th & 6th grade) - 11-1 Illinois Youth Lacrosse League record, West Suburban Conference Champions, only loss on the season in the state championship game. 15 of our 19 players are in 5th grade and will be back to compete for another U12 state title.
 - U14 (7th and 8th grade) - 12-0 league record, Wisconsin-Illinois Spring Invitational Tournament Champions, West Suburban Conference Champions, State Champions



- **Camp Sports and Sorts as of 6/26/2024**

	2023	2024	% Change
Full Day	454	576	26.87%
AM Camp	138	122	-11.59%
PM Camp	158	99	-37.34%
Before Care	81	141	74.07%
After Care	84	99	17.85%
Total	915	1,037	13.33%

- **Nerf Camp as of 6/26/2024**

	2023	2024	% Change
Nerf	300	333	11.00%

- **Summer 3 on 3 Basketball as of 6/26/2024**

	2023	2024
Kindergarten	39	33
1st		
2nd	48	51
3rd		37
4th	38	27
5th		
6th	24	43
7th		
8th		
Total	149	191

- **Pickleball**

- 1st session Co-ed Pickleball league is officially underway for the summer. Five of the six leagues are running with 115 participants rostered bringing in a total of \$7,555.92 in registration fees.
- Instructional Pickleball for Beginners has maxed out with 8 total participants for the two June sessions which has brought in a total of \$360.00 in registration fees. These classes run for four weeks with a total of 5 sessions being offered this summer.
- Pickleball Skills & Drills is offering fourteen single sessions as an “a la carte” option for those who are looking to improve their game on a specific skill. Three sessions have already run with 10 total participants, bringing in a total of \$150.00 in registration fees. Ten sessions remain for the summer which has a current total enrollment of 26 participants with \$390.00 in registration fees.

- **NEW Program Highlight: Hot Shots Summer Tennis Skills Camp**

- This summer Hot Shots is offering multiple youth tennis summer camps. To date, 4 out of the 6 original sessions have full enrollment with 79 participants bringing in \$11,060.00 in registration fees.
- Two additional sessions were added to accommodate the additional interest which have a total enrollment of 33 participants bringing in \$4,830.00 in registration fees.
- Combined total enrollment for all summer tennis skills camps is 133 participants bringing in a grand total of \$15,890.00 in registration fees.

- **Central Athletic Complex**

- The Central Athletic Complex is currently hosting Camp Sports & Sorts, Nerf Camp, various athletic camps, basketball practices and rentals, cheerleading practices, Jiu-Jitsu programming, and numerous batting cage and birthday party rentals.
- Open gyms have also been brought back to the CAC on various weekday evenings.

Usage Hours for May			
Categories	2023	2024	Change %
Paying Renters	163.50	111.50	-31.8%
Complimentary	0.00	0.00	0.0%
WPD Programs	146.50	153.67	4.9%
WPD training	0.00	0.00	100.0%
TOTAL	310.00	265.17	-14.5%
YTD Total Usage Hours			
Categories	2023	2024	Change %
Paying Renters	849.50	671.75	-20.9%
Complimentary	0.00	0.00	100.0%
WPD Programs	2,019.00	3,201.37	58.6%
WPD training	0.00	0.00	100.0%
TOTAL	2,868.50	3,873.12	35.0%
YTD Total Rental Revenue			
Month	2023	2024	Change %
January	\$3,820.00	\$1,782.75	-114%
February	\$12,517.00	\$4,196.19	-198%
March	\$11,321.75	\$9,823.89	-15%
April	\$14,228.00	\$11,457.67	-24%
May	\$9,120.50	\$12,358.78	26%
TOTAL	\$51,007.25	\$39,619.28	-29%

- **Parks Plus Fitness**

PPF Membership Numbers												
Month	Jul 2023	Aug 2023	Sept 2023	Oct 2023	Nov 2023	Dec 2023	Jan 2024	Feb 2024	Mar 2024	Apr 2024	May 2024	June 2024
Monthly EFT	377	365	352	357	343	357	414	431	458	468	486	513
Student's	25	12	17	16	19	51	d/c - 5	d/c - 1	d/c	d/c	41	64
3-Month	85	39	23	16	14	13	d/c - 9	d/c - 3	d/c	d/c	d/c	d/c
Annual (No Flex or M/M)	392	433	425	425	410	408	447	472	516	506	526	530
Medicare/ Medicaid	547	571	589	601	613	625	661	696	742	774	804	825
Personal Training w/ Membership	71	79	76	75	77	91	97	83	87	79	79	87
Recovery Room	X	X	X	X	X	X	24	37	73	67	66	69
Group Fitness	90	85	87	84	79	74	89	98	112	108	126	120
Kidz Kingdom	27	28	28	29	31	32	32	34	26	27	24	23
TOTAL	1,739	1,751	1,736	1,735	1,719	1,675	1,746	1,855	2,014	2,029	2,152	2,231

*Numbers ran on 6/25/2024

- The total amount of paying members PPF currently holds at 2,231. 14 members currently have their memberships suspended.
- The total number of visits currently sits at 5,926 this month.
- Net membership profits from this month totaled \$15,704.00.
- Total net profits from this month amount to **\$21,773.00** (This includes May insurance-based memberships).

\$16.00 from ClassPass

\$191.75 from ASHF (Active/Silver & Fit)

\$1,624.00.00 from Healthy Contributions (Renew Active)

\$4,237.25 from Tivity (Silver Sneakers)

\$6,069.00 Total

- **Marketing/Promotion**

- PPF is currently running \$20/month for 3 months during the summer months special for students. We currently have sold 64 memberships amounting to \$3,840 in revenue.
- Wall graphics are being created for PPF to further improve the aesthetics of the facility.

- **Programming/Operations**

- Spring 2024 Karate: 75 participants bringing in \$10,875 in registration fees
- Spring 2024 Tae Kwon Do: 24 participants bringing in \$4,608 in registration fees
- Spring 2024 Kendo: 7 participants bringing in \$1,512 in registration fees
- Spring 2024 Kung Fu: 71 participants bringing in \$5,112 in registration fees
- Spring 2024 Tai Chi: 28 participants bringing in \$2,016 in registration fees
- Spring 2024 Falling Prevention: 5 participants bringing in \$300 in registration fees

- **Staff**

- Grace Butler and Lara Musulin have joined the PPF Front Desk Team!
- Cynthia Rivera has joined the PPF Personal Training Team!

- **Aquatics** – numbers ran on 7/1/24
 - Pool Passes
 - Sales
 - 2024 YTD Total: 8,161 passes / \$552,787
 - 2023 Year End: 8,252 passes/ \$532,869
 - Visits
 - Rice Pool & Water Park
 - 2024 – 21,003 patrons
 - 2023 – 17,398 patrons
 - Northside Family Aquatic Center
 - 2024 – 9,839 patrons
 - 2023 – 6,732 patrons
 - Daily Admissions
 - Rice Pool & Water Park
 - 2024 – 9,872 patrons / \$96,316.25
 - 2023 – 7,624 patrons / \$67,804.75
 - Northside Family Aquatic Center
 - 2024 – 2,120 patrons / \$19,195.00
 - 2023 – 1,498 patrons / \$11,772.50
 - Both Northside Family Aquatic Center and Rice Pool & Water Park had their facilities audited by Ellis & Associates on June 7, with both facilities receiving a final score of Exceeds!
 - In-house summer camps have continued to utilize both pools, with all campers greatly appreciating and enjoying the swimming time provided by the aquatics team.

TO: Mike Benard, Executive Director
 FROM: Daniel Novak, Director of Arrowhead Operations
 Kim Prazak, Assistant Director of Arrowhead Operations
 RE: Arrowhead Board Report
 DATE: July 17, 2024

Arrowhead Golf

- June 7, 2024, we said our final goodbye to Bruce Stoller who retired after serving nearly 40 years.
- High temperatures ranged from 68 to 97 degrees during the month of June. Temperatures for the month were slightly above the historical average while June precipitation was slightly below average. The weather remained favorable for golf as we continue to see strong rounds numbers.
- Juneteenth fell on a Wednesday this year and golf saw nearly 500 paid rounds that day.

	2024	2023	2022	2021	2020	5 Yr. Avg.
June Rounds	9,078	8,872	7,716	8,787	8,585	8,607
Year to Date Rounds	33,693	29,324	24,654	28,671	18,296	26,928

- Golf outings continue to be popular as we’ve seen an uptick this year as Cantigny has closed a course due to course renovations. We had 5 large golf outings, two of which were 27-hole events that closed the course to the public on those days. One outing scheduled for June was rescheduled to August to accommodate their registration needs.
- We hosted four junior golf camps & two adult group lesson sessions during the month. Both Junior & Adult clinics continue to be extremely popular with every session selling out in advance. The classes focus on the fundamentals of full-swing, short-game, & putting along with attention put towards rules and etiquette. An additional four junior sessions & two adult sessions will be held in July. All of which are currently sold out.
- Staff members and guests were interviewed for a segment on the Chicago Golf Scene television show which aired on NBC Sports Chicago throughout the month. The segment focused on all areas of our facility.
- A new driving range ball dispenser was put into service this month. Our team is trained in routine cleaning practices and procedures to maximize the lifespan of this new machine.
- Ground maintenance projects included: Course wide tree maintenance was performed. Sod work and bunker face restoration continues. Clubhouse perennial and stonework maintenance was completed. 9 Chemical treatment on 9 South for performed. Cicada clean-up & care has come to a close.

Arrowhead Food and Beverage

Banquets

- In June, the banquets team hosted seventy (70) events.
 - 9 were weddings with 7 holding their ceremony on site, 2 hosted outdoor cocktail hours, as well as 2 showcasing firework displays.
 - 8 golf outings
- June was a spectacular month in banquets with record breaking revenue figures grossing over \$490,000.
- Banquet team received the following notes from recent guests:

“We loved our ceremony and reception at Arrowhead. I would recommend this venue to any bride! Both Lauren and Olivia are well organized and helped make the entire planning process as stress free as possible. They took care of so many details, even with set-up! We loved every minute of our wedding at Arrowhead!” - Kelly W from The Knot – married June 15, 2024

&

“The team at Arrowhead was very professional and assisted us with organizing our wedding run smoothly. They helped keep us on top of details related to the wedding as the day got closer and was quick to respond to any questions about their services.” Mark B from The Knot – married June 7, 2024

Restaurant

- In June, Arrowhead Restaurant welcomed 7,981 guests, grossing over \$396,000 in revenue.
- The Chef special featured in the restaurant was Chicken Bruschetta Sandwich
- We continued to have our monthly live music in the restaurant. We welcome Bella Capri as our featured guest.
- Staff hosted the first of three cooking classes for the community this summer. Sean led the class and Lucy served two signature drinks that she developed exclusively for the cooking classes, a Mini Mary and a Peach Mule. The class was attended by 33 people and the feedback was very positive.
- Building maintenance projects this month included: Refinished benches around the clubhouse. Staff began refinishing facility exterior doors. Temperature gauges were installed on walk-in coolers to monitor through cameras. Weekly maintenance continues rooftop units & kitchen equipment. The basement storage areas were reorganized.
- Restaurant team received the following notes from recent guests:

“We ate outside overlooking the golf course. We had perfect weather. Great service from start to finish. The food was presented well and tasted as good as it looked. Definitely give this restaurant a try. Great atmosphere!”

&

“Always great service and cold beers. My sister-in-law loves the Brussel sprouts. They were cooked just as she requested. Sweet potato fries were tasty and not greasy. We love the atmosphere so will be back again.”

Marketing, Events & Development Board Report

Over \$10,000 purchase

A payment of \$14,400 is being issued to the Wheaton Rotary AM Club for their 50% proceeds from the Superhero Fun Run that took place in April.

Daily Herald Best of the Best

The Wheaton Park District, several facilities and events were chosen among Daily Herald's Top 5 Picks. The final winners will be announced on or about July 13.

Arrowhead Restaurant, Golf Course and Events

Live Music, Cooking Classes and Specials are being promoted this month. Andrew Ogata, compiled an instructional article for inclusion in Golf Chicago's Summer issue.

Cosley Zoo

Marketing for the Uncorked Wine Event, Cosley Classic Golf Outing and the August 17 Anniversary event is underway. As of July 10, registration is at 330.

DuPage County Historical Museum

Content for eblasts that were sent out included HOtober Fest, new exhibits, and summer news. Social media content included but was not limited to a post for National Immigrant Heritage Month, Father's Day, Juneteenth, Throwback Thursday, Train Saturday, digital newsletter sign-up and more.

Parks Plus Fitness

64 students have signed up since May as part of our student sale promo (\$20/month for 3 months). Marketing for the Member Olympic Competition included a poster at the facility as well. If a member gets all 10 punches on their punch card in July, they qualify to be entered into a drawing for 2 free stretching sessions at Stretch Lab Wheaton.

Top Social Media Posts for June (Facebook)

- Clocktower 20th Anniversary | June 12 | Reach 4,775 | 14,983 Impressions
- Cream- Hi Infidelity performing | June 1 | Reach 4,180 | 4,382 Impressions
- July 4 Shopping Cart Brigade | June 28 | Reach 4,086 | 4,086 Impressions
- Vote for WPD- Daily Herald | June 26 | Reach 4,014 | 4,014 Impressions

Top Social Media Posts for June (Instagram)

- Cream of Wheaton 2024 thank you | June 5 | Reach 658 | Impressions 787
- The Addams Family Cast video | June 12 | Reach 649 | 1,129 Video Plays
- Sensory Bug-themed Play Day promo | June 11 | Reach 634 | Impressions 728

Email Marketing

E-Blast/Subject	Date	Click to Open Rate
July Programming WPD Newsletter	June 18	6.8%
July Events WPD Newsletter	June 27	6.1%
Memorial Park June/July Newsletter	June 12	5.4%
July 3-4 weekend	June 15	5.3%

Past Events

Summer Entertainment Series | June 21, 22, 24 and 30

The Summer Entertainment Series started with The Ides of March featuring Jim Peterik with Mulberry Street on Friday, June 21. The summer weather was in full force with 90+ degree heat. 1158 tickets were sold for this concert.

The Divas with The Little Mermen – The Ultimate Disney Tribute Band brought a very family-friendly crowd to Memorial Park on Saturday, June 22. There was a good crowd to watch The Little Mermen perform all the Disney classics – 789 tickets were sold.

The first Free Concert was held on Monday, June 24. Good Clean Fun played a very fun set with songs across all genres. The performance included a few special guests – local performer Jenny Pastore from JP and Jenny (past Cream of Wheaton performer) as well as Karl Green from Herman's Hermits. About 275 people attended this free concert.

The Independence Day week kicked off on June 30 with a performance by the U.S. Air Force Band of Mid-America at Memorial Park. Over 1100 concertgoers came out to watch this patriotic performance that featured a mix of traditional, modern, and jazz songs.

Upcoming Events

Summer Entertainment Series | July – September

The Summer Entertainment Series concerts will continue on July 19 with a sold-out concert featuring Burning Red: A Tribute to Taylor Swift. The July 20 concert will feature Fool House – The Ultimate 90's Dance Party with Fueled by Emo. The next Free Concert will take place on Sunday, July 21 with a performance by the DuPage Symphony Orchestra. To date, more than 4700 tickets have been sold.

Shakespeare in the Park | August 29 – 31

This year's performance will be As You Like It, with the production hosted in partnership with Wheaton College Arena Theater. This free event is open to the public and all concessions proceeds will benefit the DuPage County Historical Museum.

Development

Cosley Foundation

Mike Williams Cosley Classic | August 5, 2024

As of July 8, we have 113 registrations for the Cosley Classic, and we have secured \$22,100 in sponsorships.

Cosley Zoo Gala | September 7

As of July 8, we have received \$103,000 in gala sponsorships, exceeding our budgeted sponsorship goal of \$66,500. The sponsorship revenue will cover the expenses of Woodland Wonder. Invitations will be mailed July 12.

Membership

During June, we had 78 new memberships and 80 renewals.

DuPage County Historical Museum Foundation

HOPtober Fest | September 28

As of July 10, we have sold 58 tickets and have secured \$9,000 in sponsorships.

Geoffrey Baer Event | November 7

The Museum will host WTTW's Geoffrey Baer for a presentation at the Museum. Baer will present about DuPage County architecture, local history, and more. Light appetizers will be served. Tickets will go on sale in August.

Board Retreat

The DuPage County Historical Museum Foundation board participated in a multi-part board retreat with Shefali Trivedi from A Better We. This retreat equipped Foundation Directors with knowledge of their philanthropic duties along with how they can utilize their networks to engage with the Museum.

Membership

In June, there was one new member and two renewals. The new membership program will be launched on Thursday, August 1.

Play For All Playground & Garden Foundation

Summer Play Days

The third Summer Play Day of the season will take place on July 20. The theme is sports. There will be sports-themed activities, giveaways, and more. RISE Fitness, WDSRA and Bloom Psychology Services will be on-site along with Wheaton Park District staff.

Rotary Club of Batavia

Development staff presented to the Rotary Club of Batavia in July about the playground and its current initiatives with hopes of engaging them in our philanthropic efforts. This connection was made through a Rotarian who attended the Superhero Fun Run.

Summer Appeal

The Summer Appeal was mailed in late June and was also sent via email and social media. We have received close to \$500 in donations as of July 10.

TO: Mike Benard, Executive Director
FROM: Rob Sperl, Director of Parks & Planning
DATE: July 8, 2024
SUBJECT: Board Report, July

Administration/Overall Department

- Park Permitting – sixty-three reservations were held in June and forty-four future rentals were reserved.
- Commemorative Program – two commemorative benches were purchased, and installation was completed on eight trees and two benches that were previously purchased.
- Fieldwork for our conditions assessment at Rice Pool were completed.
- A request for proposals was prepared for a conditions assessment of the facilities at Cosley Zoo.
- The parks department moved its regular hours up to 6am to 2pm from Memorial Day through Labor Day. This is done to complete tasks ahead of programming hours and reduce working in the afternoon heat.
- The athletics and recreation interns were given a tour of the parks department and some of our larger projects completed.

Purchases between \$10,000 - \$20,000

- None

Planning

- Work on the new sports lighting for field thirty-one at the Central Athletic Complex was completed. A small amount of additional work was required due to unforeseen site conditions. Change order one with Utility Dynamics details this work.
- Staff are working with WT to provide ADA training for employees of the park district as part of their ongoing contract.
- Work on the Community Center locker rooms is wrapping up and anticipated to be ready for the public soon.
- Work on the Briar Patch tennis courts, pickleball courts and outdoor fitness area is progressing.

Parks & Buildings Operations

- Take down the Cream of Wheaton electrical and lighting equipment and put it into storage.
- Excavated the back parking lot at Toohey Park to run a new 6-inch PVC storm sewer pipe out to the retention pond. After a camera inspection of the line, we found four areas of collapsed clay tiles preventing the parking lot from draining after any rain event.

- Central Athletic Center glass block window replacement on the west wall has been completed. Two 12-foot windows, one 6-foot window and one 4-foot window were removed and replaced with an added expansion joint material to prevent the windows from fracturing.
- Several repairs to the docks at Northside Park were completed in time for the Fish O Rama event.
- At the Girl Scout cabin, all holes and gaps were sealed to keep animals out of the cabin. Due to the age and condition of this building it will not solve the problem for long, and larger measures will be needed to make this building weather tight.
- The initial installation of a standalone field AED box has been completed at Seven Gables Park. There are six additional locations to be installed.
- Installed and wired the electronic card readers for the remodeled locker rooms at the Community Center.
- Wired up the refurbished the hurricane waterslide pump for Rice pool and tested.
- Drained the water features at Rotary and Hurley Parks cleaned and refilled as normal maintenance.
- All district fire extinguishers were inspected and certified by US Fire & Safety.
- Replaced hand dryers at Graf Park shelter house.
- Responded to two HVAC calls at Cosley Zoo. One repair was made in-house, one repair was contracted out.
- Over fifty work orders issued to facilities were completed this month.

Projects and Special Events

- Cream of Wheaton set up, staffing and takedown. Printed and installed signage, set up beer garden, business expo, food vendor row, and stage for the four-day special event.
- Cosley Run for the Animals 5k/10k special event set up.
- Began installation of the Briar Patch Park fitness equipment. Formed curbs, installed equipment, and hauled gravel and soil.
- Rice and Northside Pool in season maintenance.
- Completed the Cosley Zoo Gift Shop renovations. Installed new wall panels and stationary compartments for merchandise.
- Projects completed several work orders for the Lincoln Marsh including teams' course and inspecting the climbing wall.
- Work began on rebuilding the kiosk at the main entrance of Lincoln Marsh. In April vandals set fire to the kiosk, several trees, and the pit toilet.

Horticulture, Turf & Natural Resources

- Baseball was extremely busy in the month of June. All-star night was June 1st, Championship Day was June 22nd and the Red, White, and Blue baseball/softball tournament was June 27th – 30th. This requires extra preparation by our athletic field specialist. Additional parking lots fenced, tents are set up behind backstops, banners put up, fields changed out from baseball to softball, and additional general field maintenance. With the dry weather staff watered infields before and after games for better playability and to keep the dust levels down.
- The shoreline at Northside Park was cleaned in anticipation of the Fish-O-Rama event. Garbage was picked up, invasive species were removed, and the fishing piers were cleaned up prior to the event.
- Water wagons are out in full force. Staff have been watering all annual flowers, trees, and shrubs that were installed this past spring. In addition, they have been watering trees and shrubs that were planted in the last year, as their root systems are not fully developed yet.
- Staff made a round of weed & feed treatments to turf areas at Memorial, CAC, Rice Pool, Northside Pool, Hillside, PSC, Museum, and the 855 Prairie Office Building. Additionally, annual flowers are fertilized every three weeks during the growing season.
- Briar Patch Park is getting some additional attention in anticipation of the opening of the new pickleball/tennis courts and other park improvements. Staff will assist with post construction clean up and landscape renovations.
- Staff have been busy adding mulch to several parks. Mulch enhances the look of the parks, as well as providing moisture retention and a weed barrier. Mulch was added to Seven Gables, Briar Patch, Community Center/Rice Pool, Toohey, Graf, Hurley, and Kelly Park.
- Trim Crew continues the day-to-day operations of mowing, trimming, weeding and overall park maintenance of the parks.
- Staff continue to collect garbage from cans. This is especially important with camps, picnic reservations and all athletic and special events that happen each week.

Conservation

- Areas were assessed for storm damage and clean up was conducted.
- Removal of sweet clover at the Lincoln Marsh Prairie.
- Tree work continues to be addressed through the year.
- Crews assisted with the cleanup of Cream of Wheaton.

Fleet Mechanics

- All June state safety inspections on trucks are complete.
- Summer auction of disposed equipment ended, and pickups are in progress.

- In house preventive maintenance was conducted on several pieces of equipment including the Ingersoll rand tow behind compressor, and all mowers.
- Our equipment trailers wood and metal ramp were painted and stained with a traction additive for snowy/rainy conditions.



TO: Mike Benard, Executive Director
FROM: Vicki Beyer, Director of Recreation
Jamie Martinson, Superintendent of Recreation
RE: Recreation Department Board Report
DATE: July 17, 2024


Recreation Department- General

- Planning continues for the annual Halloween Happening event in October- with changes coming to the Halloween Happening Trick-or-Treat Trail.
- Staff members participated in the seasonal Marian Park Play Date opportunity- bringing games, activities, and a fun afternoon to the underserved residents of Marian Park.



Preschool & Camps- Kelly Nielsen

- The first month of camp was a tremendous success with many happy campers and families pleased with the exceptional camp experience thus far!
- Campers enjoyed the following field trips/special visitors in June:
 - Field Trip to Brookfield Zoo, Cinemark Movie Theater and Main Event
 - In-House Field Trips- Cosley Zoo, Mad Scientist and Magic Shows
- All camps participated in the “Make Music Wheaton” day on June 21 by crafting various instruments and putting on performances and plays to celebrate with the community.
- Camp Counselors and Camp Directors held their annual “Softball Tournament” at Northside Park in the evening- camp staff invited all campers and families to come cheer on the teams and enjoy the fun!



Mary Lubko Center- Megann Panek

- The Silvertones Chorus held their spring concert “Blue Skies, Blue Moon and Beyond; The Great American Songbook” on Saturday, June 1- over 300 tickets were sold setting a new all-time record!
- The Secretary of State offered a Rules of the Road Review class on June 5 for 10 participants.
- Senior Tech Support sponsored “Internet Safety and Avoiding Online Scams” on Tuesday, June 11. Attendance for this program continues to stay strong, there were 15 people at the meeting. Wheaton businessperson Tony LaPalio offers this monthly free presentation for seniors.
- Music Therapist, Mary Helen Ekstram presented “Music, Memory and the Brain” on June 19 for 20 participants. This session was very well received, and the entire audience left with their spirits lifted.
- June Day Trips-
 - June 26 Drift, Dock & Dine at Navy Pier with 16 in attendance



Cultural and Performing Arts, Varied Interest- Chad Shingler

- 306 tickets were sold for our Summer Spotlight production of The Addams Family Young@Part on June 21 and June 22.
- A new musical theatre camp was offered with 26 participants. The two-week camp ended with a performance for family and friends on Saturday June 29.
- Instructional Dance classes started session 1 with 77 students enrolled compared to 40 in 2023, a 49% increase.
- Dance camps, children’s technology/coding Youth Tech Inc., camps and Chess camps continue to be popular amongst residents.
- Summer pottery sessions began with all offered classes sessions full.

Lincoln Marsh/Green Team- Terra Johnson, Deb Ditchman

- Lincoln Marsh staff presented 54 outdoor education programs to 810 participants in June.
 - 29 Environmental Education programs were presented to 467 participants.
 - 7 Challenge course programs were presented to 108 participants.
 - 18 Nature and Adventure summer camps were presented to 163 participants.
- The 33rd Annual Fish- O -Rama took place on Saturday, June 15 with a record 422 people registered and over 200 fishing. For this annual event offered in cooperation with Kiwanis Club of Wheaton, anglers 15 and under entered the contest for 1st, 2nd and 3rd prize for most and largest fish.
- Lincoln Marsh campers celebrated International Mud Day on June 28. It is an opportunity to connect to nature and be creative with a resource kids might typically be discouraged from playing with at home.
- Over 65 people attended the free Summer Solstice Celebration hosted at the Prairie Patch Play Area.
- Athletic Equipment recycling initiative on behalf of the Green Team was completed mid-June with over 5 boxes of gently used athletic equipment donated.

DuPage County Historical Museum- Michelle Podkova & Emily O'Brien

- The Extracurricular exhibit was installed and opened on June 8.
- Staff continue to design, brainstorm and work on future exhibits.
- Staff engaged with Taylor Studios to determine timeline and scope of project for the permanent exhibit redesign.
- Welcomed 32 students for the first week of summer camps. The following two weeks, Minecraft LEGO camp hosted 45 students and Pokémon LEGO hosted 45 students.
- Staff facilitated a program for 20 campers on June 13 for Elmhurst History Museum.
- Staff is working on an Illinois Humanities grant.
- Manager met with Geoffrey Baer Event Committee to discuss the November 14 event.
- Staff attended the Board Foundation retreat on June 12 and June 26.
- Total Visitors for June 2024: 636 (compared to 623 in June 2023)
- Total Visitors for 2024: 2,974 (compared to 2,693 in 2023)

Customer Service- Gracie Aviles, Lyn Havelka

- Daily Cash Balancing
- Merged/deleted RecTrac Households as needed and requested by staff.
- Removed duplicate HH accounts.
- Added/removed F.T. & IMRF benefits as requested per H.R.
- Revised & corrected newly created HH accounts to match our Resident & Non-resident status.
- Updated the CC front phone list.
- Converted a couple of documents from PDF to Word as requested by Vicki & Terra.
- Ordered staff shirts.
- Hired a new team member for the early morning shift
- Survey Monkey for Summer Spotlight
- Booked Safety City Birthday Parties
- Covered facility scheduling responsibilities
- Meeting with VALUES Committee to plan Seasonal Staff Awards Picnic to be held August 1st at Memorial Park
- Updated front desk staff schedules

Registration & Software Specialist- Rick Napier

- Waitlist accommodations – Registrants were transferred from a waitlist to class rosters. Email confirmation receipts as well as courtesy calls were placed.
- Period End Processing for winter 2024 has been completed and rosters transferred to history.
- Added new computers in Workstation Management in RecTrac as per AIE
 - Switched out Profile Assignments from old computers to new computers as requested
- Added questions to Question Groups for Athletic programs as per Athletic Manager
- Adjusted inventory label settings for Head Golf Professional
- Deleted old ticket templates out of Template Design Studio
- Facilitated New Hire Orientation on June 4

June Leisureship Program Update

- 59 families have been assisted in current fiscal year.
- 45 families had been assisted in previous fiscal year.
- 31.11% increase in families receiving assistance in 2024 vs. 2023.

June Refund Summary

- 1400 refunds processed.
- 1697 refunds were processed in the same month previous fiscal year.
- 17.50% decrease in refunds processed.
 - Total refunds: \$170,905.05 vs. \$179,330.46 in 2023 (4.70% decrease)
 - Check refunds: \$4685
 - Household credits: \$68,091.62
 - Credit cards: \$98,128.43
 - Administrative/service fees: \$1456.40

Activity Registration Summary for June

- Total registrations: 2931
- Fees processed: \$359,865.47
- Web registration: 2089
- Web percent: 71.27%
- Walk-in registration: 842
- Walk-in percent: 28.73%
- Resident registration: 2296
- Non-Resident registration: 635

Cosley Zoo Board Report
June 2024

Fundraising/Revenue Activities

Admissions:

- A total of 12,913 people visited the zoo in June (54,073 year-to-date) compared to 15,568 (52,025 year-to-date) during the same timeframe in 2023. Of the June visitors, 57.2% attended free of charge due to age, residency, reciprocity, or membership. Financial data is below:

Month	2024 Revenue	2022 Avg./Day	2023 Revenue	2022 Avg./Day
January	\$ 2,184	\$ 72.79	\$ 3,847	\$ 128.23
February	\$ 12,521	\$ 431.76	\$ 8,797	\$ 314.18
March	\$ 26,958	\$ 869.61	\$ 12,938	\$ 417.36
April	\$ 36,100	\$ 1,203.35	\$ 32,238	\$ 1,074.57
May	\$ 54,823	\$ 1,768.48	\$ 54,546	\$ 1,759.55
June	\$ 48,711	\$ 1,623.68	\$ 51,546	\$ 1,718.20
Total	\$181,297	\$ 1,001.64	\$163,912	\$ 905.59

General Revenue/Fundraising:

- The zoo received June operational donations of \$8,176. This brings 2024 year-to-date operational donations to \$47,444.
- Since mid-April, public duck and chicken feeding opportunities have earned a total of \$11,915, \$4,287 of it in June.
- The Coyote Café opened the last week of March and has earned gross revenue of \$23,414, compared to \$22,011 during the same timeframe in 2023.
- The Wild Side gift shop has earned year-to-date gross revenue of \$71,643 compared to \$76,069 in 2023.

Significant Activities/Accomplishments

Education Programs and Activities:

- Junior Zookeeper Summer Incentives shifts began the week of June 9. JZs have qualified for and are participating in all three tracks this summer.
- Summer Teen Interpreters began their weekly shifts the week of June 16. These 10 teens will share information and animal artifacts to zoo guests throughout the summer.
- Our two seasonal camp counselors went through training and camp prep the week of 6/10/24, with camp sessions beginning the following week. Two camp sessions were held in June with each of them full at 16 campers each.
- Cosley Zoo participated in a Sensory Play Day in June. Education Supervisor, Sarah Tulicki brought along bug sensory bins, and a live millipede for the bug themed day.

- Program data for June and year-to-date is below:

Total Programs - June

Type of Program	2024 Programs	2024 Participants	2023 Programs	2023 Participants
Outreach	32	759	35	891
Guest Engagement	163	6305	213	8638
Camps	2	32	2	30
Teen Programs	3	29	7	45
School programs	6	19	11	283
Scout programs	1	11	0	0
Individual/Family programs	3	72	5	91
Special Events	1	45	1	324
Rentals	18	782	17	910
Total	229	8054	291	11212

Virtual VS. On-Site – June

	Number of Programs	Number of Participants
On-site In-person	178	6468
Off-site In-person	33	804
Virtual	0	0
Total	211	7272

(On-site includes JZs, Bookworms, Family Enrichment Workshop, School; Virtual includes JZs, Prerecorded ZTY, Volunteer Open House)


Total Programs – Year-to-Date

Type of Program	2024 Programs	2024 Participants	2023 Programs	2023 Participants
Outreach	95	2784	71	2694
Guest Engagement	385	15023	579	18492
Camps	2	32	2	30
Teen Programs	47	275	62	383
School programs	145	3687	116	3037
Scout programs	34	470	12	199
Individual/Family programs	24	424	23	450
Special Events	8	979	8	1383
Rentals	43	2044	47	2270
Total	783	25718	920	28938

General Activities:

- A contractor was on-site in June to complete paver repairs in several areas of the zoo.
- Zoo and marketing staff completed site walk-throughs with the caterer and tent company who have been hired for the Woodland Wonder gala. Voiceover for a video to be shown at the gala was also completed in June.

- Because of the generosity of the foundation board adding \$2,500 to the Michael T. Williams Scholarship fund, there is now a total of \$5,000 to support deserving young adults who have been part of the zoo. This will be distributed evenly between four very strong candidates. With the addition of these four recipients, the scholarship has now benefited a total of 22 different students.
- All animal care and operations staff were fit tested for their respirators.
- The zoo received a breeding recommendation from AZA for their giant African millipedes (education animals) to help ensure genetic diversity of these animals in human care. We received four millipedes from Blank Park Zoo (Iowa) and will be sending four to Toledo Zoo.
- The parks department completed the installation of new slatwall in the gift shop. Yet to be completed is the installation of new lamination on the sales counter and new lighting.
- Staff welcomes a new crow named Oz. Oz came from the Cornell Raptor Program, Cornell University. Oz was raised by humans and is therefore not releasable into the wild. Oz will be used in the zoo's educational programs.



Animal Curator Angie Musselman enjoys a moment with Oz the crow.