

# RICE POOL & WATER PARK



**A Wheaton Park District Social Story**

I am going to Rice Pool & Water Park at the Ray Morrill Community Center.



I will need to pack or wear my swimsuit and a change of clothes.




I can also bring a towel, water bottle, goggles, sandals and sunblock. Sunglasses and earplugs can be helpful too.



It's okay to feel excited, curious,  
or unsure about visiting the pool.



When I arrive, I will visit the check-in desk. I will need to show staff my pool pass or pay to enter.



Some areas may be wet and slippery.  
To stay safe, I will need to walk while  
visiting Rice Pool & Water Park.

**There is no running allowed.**



There will be a lot of people visiting the water park. It may be loud and echoey. I might hear splashing, talking, or whistles.



If it feels too loud or busy, I can wear headphones or ask to go to a quieter area.



The check-in desk also has a Sensory bag I can borrow. It has headphones and fidget tools.



There are lockers, changing rooms, showers and bathrooms for me to use during my visit. I can also use the family changing room.



When I am ready, I will find a place to sit and put down my belongings. I can use a lounge chair or the sun hill.



I will need to apply sunscreen throughout the day so I do not get a sunburn.



There are several different areas at the water park. There is a pool, sand play area, diving boards, water slides, children's spray area and concession stand.



I can use an inner tube on the TYPHOON water slide.


**Inner tubes are only allowed in the water slide area and must remain there after I finish going down the water slide.**



If it isn't safe to use an area, it may be closed.




I may need to wait in line when visiting the concession stand or using the diving boards and water slides.



If I do not know how to swim, I can still enjoy going in the water but I will need to stay with an adult at all times...



...and I should never go where  
the water gets too deep for  
me to reach the bottom.



There are depth markers around the outside of the pool that can tell me how deep the water is in that area.



**2 FT**

**6 IN**



If I need to use a flotation device, I can bring my own or I can borrow one from staff.

**While using a flotation device, an adult must stay in the water with me at all times.**




I will listen to the lifeguard and the adult who is with me. Lifeguards help keep everyone safe.



When I swim, there may be splashing. I can move to calmer areas if I need to. I should also be mindful of splashing others.



If I need help or have any questions,  
I can ask an aquatic staff member.  
They can also help me find my family  
or friends if I get lost.



Sometimes everyone needs to get out of the pool for safety or to hear announcements. I will exit the pool, find my family or friends and listen to staff members.



When I am ready to leave, I will dry off and gather my things.



I will go back and walk through the entrance and leave with my family or friends.

