



Wheaton Park District

PUBLIC NOTICE

**Meeting - Wheaton Park District Board of Commissioners
Wednesday September 14, 2022 5:00 p.m.
DuPage County Historical Museum
102 E. Wesley Street, Wheaton, IL 60187**

September 9, 2022

Public notice is hereby given that the Board of Park Commissioners of the Wheaton Park District, DuPage County, Illinois (the “Park Board”) will hold a meeting at 5 pm on Wednesday September 14, 2022.

The meeting will take place at DuPage County Historical Museum 102 E. Wesley Street, Wheaton, IL 60187

Please contact Michael J. Benard, Board Secretary, for further information.

mbenard@wheatonparks.org

Michael J. Benard
Secretary

The Agenda for the September 14, 2022 Meeting is as Follows:

Persons with disabilities requiring reasonable accommodation to participate in this meeting should contact the park district’s ADA Compliance Officer, Michael Benard, at the park district’s Administrative Office, 102 E. Wesley Street, Wheaton, IL Monday through Friday from 8:30 am until 4:30 pm at least 48 hours prior to the meeting. Requests for a qualified ASL interpreter require five (5) working days advance notice. Telephone number 630.510-4944; fax number 630.665.5880; email dsiciliano@wheatonparks.org



Wheaton Park District

Meeting of the Wheaton Park District Board of Commissioners September 14, 2022 5:00 pm

CALL TO ORDER

PRESENTATION

Lincoln Marsh Natural Area - Summer Program Review and Preview of Fall Activities

CONSENT AGENDA

Consent Agenda items are considered by the Park District to be routine and will be enacted in one motion. There will be no separate discussion on these items. If a member of the Park Board requests, a Consent Agenda item will be removed from the Consent Agenda and considered as an individual item at the end of old or new business.

- A. Approval of the Disbursements totaling \$1,481,962.34 for the period beginning July 13, 2022 and ending August 9, 2022
- B. Approval of the Disbursements totaling \$449,395.50 for the period beginning July 13, 2022 and ending August 9, 2022
- C. Approval of the Disbursements totaling \$814,971.27 for the period beginning August 10, 2022 and ending September 6, 2022
- D. Approval of the Disbursements totaling \$460,361.28 for the period beginning August 10, 2022 and ending September 6, 2022
- E. Approval of the Regular Meeting Minutes for July 27, 2022

UNFINISHED BUSINESS

None

NEW BUSINESS

- 1. **2023 Budget and Appropriation Ordinance Proposal** – Motion to Place the Proposed 2023 Budget and Appropriation Ordinance and Related Reports on 30 day Public Inspection
- 2. **Cream of Wheaton** – Motion to approve net proceeds share payment to the Wheaton Chamber of Commerce for \$22,262.42

Persons with disabilities requiring reasonable accommodation to participate in this meeting should contact the park district's ADA Compliance Officer, Michael Benard, at the park district's Administrative Office, 102 E. Wesley Street, Wheaton, IL Monday through Friday from 8:30 am until 4:30 pm at least 48 hours prior to the meeting. Requests for a qualified ASL interpreter require five (5) working days advance notice. Telephone number 630.510-4944; fax number 630.665.5880; email dsiciliano@wheatonparks.org



Wheaton Park District

3. **Tourism Attractions and Festivals Grant Program** – Motion to approve applications for the 2022 Tourism Attractions and Grant Program for the Cosley Zoo Parking Lot Project and the Shakespeare in the Park Event
4. **Open Space Land Acquisition and Development Program (OSLAD)** – Motion to Approve Resolution 2022-07 authorizing the application for the 2022 OSLAD Grant Program for the Danada South Park Improvement Project
5. **Vehicle Purchase for Cosley Zoo** – Motion to approve the purchase of a 2023 Ford Transit Connect Wagon XLT LWB for \$35,486.86 through the state purchasing agreement via National Auto Fleet Group – Contract # 091521-NAF
6. **Resolution 2022-06** – Motion to approve Resolution 2022-06 ratifying and approving the emergency expenditure of funds without competitive bidding for the purchase of football helmets for the 2022 Rams Football season.

REPORTS FROM STAFF

- Executive Director
- Monthly Department Reports – Finance, Special Facilities, Marketing, Development, Events, Recreation, Athletics, Parks and Planning

BOARD SUBCOMMITTEE REPORTS / DISCUSSION

CLOSED SESSION

- a. Appointment, employment, compensation, discipline, performance, or dismissal of specific employees, 5ILCS 120/2 (c) (1)
- b. Purchase or lease of real property, 5ILCS 120/2 (c) (5)
- c. Setting of price for sale or lease of property owned by the public body, 5ILCS 120/2 (c) (6)
- d. Pending, probable or imminent litigation, 5ILCS 120/ 2 (c) (11)
- e. Discussion of minutes of meetings lawfully closed under this Act, whether for purposes of approval by the body of the minutes or semi-annual review of the minutes, 5 ILCS 120/2(c) (21)

ADJOURNMENT

Persons with disabilities requiring reasonable accommodation to participate in this meeting should contact the park district's ADA Compliance Officer, Michael Benard, at the park district's Administrative Office, 102 E. Wesley Street, Wheaton, IL Monday through Friday from 8:30 am until 4:30 pm at least 48 hours prior to the meeting. Requests for a qualified ASL interpreter require five (5) working days advance notice. Telephone number 630.510-4944; fax number 630.665.5880; email dsiciliano@wheatonparks.org

Accounts Payable

Checks Approval Document

User: rtucker
Printed: 8/9/2022 - 4:15 PM



Wheaton Park District

Board of Commissioners Report From the Period Beginning July 13, 2022 and Ending August 09, 2022.

Fund	Description	Amount
10	General	99,182.52
20	Recreation	317,679.85
21	Special Recreation	478,194.42
22	Cosley Zoo	11,558.09
23	Liability	35,945.28
24	Audit	3,700.00
40	Capital Projects	258,151.06
60	Golf Fund	252,367.13
70	Information Technology	21,073.40
75	Health Insurance	4,110.59
Report Total:		1,481,962.34

To the Board of Commissioners

The payment of the above listed accounts has been accepted by the Park District Board of Commissioners at their meeting held on August 17, 2022.

Sandra Simpson 8/9/2022
(Treasurer)

[Signature]
(Secretary)

Accounts Payable

Checks Approval List

User: rtucker
Printed: 8/9/2022 - 4:17 PM



Wheaton Park District

Board of Commissioners Report From the Period Beginning July 13, 2022 and Ending August 09, 2022.

Fund	Description	Vendor No	Vendor Name	Line Item Description	Check No	Invoice Number	Batch Number	GL Account Number	Amount
10	General	00042	Anderson Elevator Co.	Parks Elevator Maintenance July 2022	221796	INV-59590-F0J7	072.07.2022	10-101-000-52-5211-0000	155.00
				DHM Elevator Maintenance July 2022	221796	INV-59591-V8Z1	072.07.2022	10-101-854-52-5211-0000	214.00
Vendor Total:									369.00
00068	AT&T Mobility			945-7726 M. Benard 061822-071722	222029	877051597_0722	081.08.2022	10-000-000-52-5265-0000	73.87
				300-4503 D. Siciliano 061822-071722	222029	877051597_0722	081.08.2022	10-000-000-52-5265-0000	73.87
				240-0798 Hot Spot 1 Events 061822-071722	222029	877051597_0722	081.08.2022	10-000-415-52-5265-0000	43.23
				346-9175 Marketing Tablet 7 061822-071722	222029	877051597_0722	081.08.2022	10-000-415-52-5265-0000	30.78
				251-5866 Events Tablet 10 061822-071722	222029	877051597_0722	081.08.2022	10-000-415-52-5265-0000	30.78
				251-8452 Tablet 11 Events 061822-071722	222029	877051597_0722	081.08.2022	10-000-415-52-5265-0000	30.78
				234-8725 Lauren C 061822-071722	222029	877051597_0722	081.08.2022	10-000-415-52-5265-0000	73.87
				234-9099 Shelley C 061822-071722	222029	877051597_0722	081.08.2022	10-000-415-52-5265-0000	73.87
				815-6705 Events iPad 061822-071722	222029	877051597_0722	081.08.2022	10-000-416-52-5265-1900	30.78
				815-6706 Events iPad 061822-071722	222029	877051597_0722	081.08.2022	10-000-416-52-5265-1900	30.78
				815-6707 Events iPad 061822-071722	222029	877051597_0722	081.08.2022	10-000-416-52-5265-1900	30.78
				386-1562 Parks Dept 061822-071722	222029	877051597_0722	081.08.2022	10-101-000-52-5265-0000	7.78
				386-1616 Parks Dept 061822-071722	222029	877051597_0722	081.08.2022	10-101-000-52-5265-0000	5.94
				464-0161 R. Sperl 061822-071722	222029	877051597_0722	081.08.2022	10-101-000-52-5265-0000	48.56
				639-8267 Parks Dept 061822-071722	222029	877051597_0722	081.08.2022	10-101-000-52-5265-0000	5.59
				639-8599 Parks Dept 061822-071722	222029	877051597_0722	081.08.2022	10-101-000-52-5265-0000	73.87
				639-8783 K. Flynn 061822-071722	222029	877051597_0722	081.08.2022	10-101-000-52-5265-0000	73.87
				917-4832 P. Stanczak 061822-071722	222029	877051597_0722	081.08.2022	10-101-000-52-5265-0000	73.86
				917-4835 D. Seymour 061822-071722	222029	877051597_0722	081.08.2022	10-101-000-52-5265-0000	73.87
				234-1025 Parks Tablet 8 061822-071722	222029	877051597_0722	081.08.2022	10-101-000-52-5265-0000	30.78
				234-2925 Martha H. 061822-071722	222029	877051597_0722	081.08.2022	10-419-000-52-5265-0000	48.56
				815-1067 Sandra S. 061822-071722	222029	877051597_0722	081.08.2022	10-419-000-52-5265-0000	73.87
Vendor Total:									1,039.94
00094	Barco Products Company			NS Speed Bumps	221887	SORCO71887	073.07.2022	10-101-000-53-5334-0000	256.90
Vendor Total:									256.90
00192	City of Wheaton			June Board Meeting	221811	510976	072.07.2022	10-000-000-54-5401-0000	101.67
				SES 062422-062522	222034	511055	081.08.2022	10-000-416-52-5241-1900	1,373.15
				Amphitheater 070122-093022	221811	WH6241_0922	072.07.2022	10-101-000-52-5211-1904	255.00
				DC Hist Museum 070122-093022	221811	WH6619_0922	072.07.2022	10-101-854-52-5211-0000	255.00
				855 W Prairie Ave 070122-093022	221811	WH6661_0922	072.07.2022	10-101-856-52-5211-0000	255.00
				Parks & Planning 070122-093022	221811	WH6921_0922	072.07.2022	10-101-000-52-5211-0000	255.00
Vendor Total:									2,494.82
00193	City of Wheaton			Prairie Path Park 060822-070722	221978	0004420000_0722	074.07.2022	10-000-000-52-5264-0000	22.29
				Hurley Park 060822-070722	221978	0021856000_0722	074.07.2022	10-000-000-52-5264-0000	22.29
				Parks & Planning 060722-070622	221978	0029220000_0722	074.07.2022	10-101-000-52-5264-0000	225.26

Fund **Description**
Vendor No **Vendor Name**

Line Item Description	Check No	Invoice Number	Batch Number	GL Account Number	Amount
W W Stevens Park 060722-070622	221978	0055220100_0722	074.07.2022	10-000-000-52-5264-000C	20.89
855 Prairie 060722-070622	221978	0310060201_0722	074.07.2022	10-000-856-52-5264-000C	179.88
Kelly Park/Edison 060822-070722	221978	0370840000_0722	074.07.2022	10-000-000-52-5264-000C	63.05
DC Hist Museum 060722-070622	221978	0396760000_0722	074.07.2022	10-430-000-52-5264-000C	17.24
DC Hist Museum 060722-070622	221978	0396760000_0722	074.07.2022	10-000-000-52-5264-000C	40.24
Northside Park 060722-070722	221978	0402460000_0722	074.07.2022	10-000-000-52-5264-000C	279.05
Memorial Park 060722-070622	221978	0417770200_0722	074.07.2022	10-000-000-52-5264-000C	707.66
Seven Gables Park 060822-070722	221978	0500620100_0722	074.07.2022	10-000-000-52-5264-000C	115.08
Scotdale Park 060822-070722	221978	0551600000_0722	074.07.2022	10-000-000-52-5264-000C	20.89
Briar Patch Park 060822-070722	221978	0642091600_0722	074.07.2022	10-000-000-52-5264-000C	20.89
Briar Patch Park 060822-070722	221978	0642091700_0722	074.07.2022	10-000-000-52-5264-000C	71.88
Triangle Park 060722-070622	221978	0666060100_0722	074.07.2022	10-000-000-52-5264-000C	22.29
Hillside Park 060822-070722	221978	0670480200_0722	074.07.2022	10-000-000-52-5264-000C	20.89
Sunnyside Park 060822-070722	221978	0674020000_0722	074.07.2022	10-000-000-52-5264-000C	20.89
Hoffman Park 060722-070622	221978	0693200000_0722	074.07.2022	10-000-000-52-5264-000C	20.89
Briarknoll Park 060822-070722	221978	0922450100_0722	074.07.2022	10-000-000-52-5264-000C	20.89
Vendor Total:					1,912.44
00277 Federal Express Corporation					
Martin Whelan Agreement	221826	7-803-03521	072.07.2022	10-000-000-53-5304-000C	51.34
Vendor Total:					51.34
00323 Government Navigation Group					
Consulting Services June 2022	221923	1679	073.07.2022	10-000-000-52-5205-000C	1,333.33
Vendor Total:					1,333.33
00386 Hagg Press Inc					
Business Cards	221925	115820	073.07.2022	10-000-415-53-5302-000C	45.40
Business Cards	221925	115820	073.07.2022	10-430-000-53-5302-000C	45.40
Business Cards	221925	115820	073.07.2022	10-000-415-53-5302-000C	45.40
Vendor Total:					136.20
00387 Haggerty Ford					
PSC 45115 1192	221991	9106	074.07.2022	10-101-000-53-5315-000C	69.94
Vendor Total:					69.94
00398 Hastings, James					
Supplies	222052	199421	081.08.2022	10-101-000-53-5311-0000	2,244.52
Vendor Total:					2,244.52
00406 Commonwealth Edison					
Seven Gables Park 061322-071322	221905	8679428014_0722	073.07.2022	10-000-000-52-5260-000C	13.95
Vendor Total:					13.95
00409 Communications Direct Inc					
July 4th Radios	221906	171033	073.07.2022	10-000-416-52-5241-1902	340.00
Vendor Total:					340.00
00417 Constellation NewEnergy Inc					
Main Street Tennis Lighting 060822-070822	221909	0081092079_0722	073.07.2022	10-000-000-52-5260-000C	17.78
Parks & Planning 061422-071422	221909	1785163109_0722	073.07.2022	10-101-000-52-5260-000C	495.03
Overpass Bridge 061522-071522	221984	2115116037_0722	074.07.2022	10-000-000-52-5260-000C	33.17
Northside Park 061522-071522	221984	2423026020_0722	074.07.2022	10-000-000-52-5260-000C	31.99
C L Herrick Park 061622-071822	221984	6703043016_0722	074.07.2022	10-000-000-52-5260-000C	34.97
Northside Park 062222-072222	222038	7203024021_0722	081.08.2022	10-000-000-52-5260-000C	337.81
Briar Patch Park 061022-071222	221909	7671244006_0722	073.07.2022	10-000-000-52-5260-000C	33.28
Hurley Park 061322-071322	221909	7928415004_0722	073.07.2022	10-000-000-52-5260-000C	19.50

Fund **Description**
Vendor No **Vendor Name**

Line Item Description	Check No	Invoice Number	Batch Number	GL Account Number	Amount
Northside Park 061522-071522	221984	8351597001_0722	074.07.2022	10-000-000-52-5260-000C	34.24
855 Prairie 061722-071822	221984	8603078055_0722	074.07.2022	10-000-856-52-5260-000C	527.92
Seven Gables Park 061322-071322	221909	8679427008_0722	073.07.2022	10-000-000-52-5260-000C	43.59
DC History Museum 060822-070822	221909	8843216006_0722	073.07.2022	10-000-000-52-5260-000C	462.41
DC History Museum 060822-070822	221909	8843216006_0722	073.07.2022	10-430-000-52-5260-000C	198.18
Memorial Park 060822-070822	221909	8843562003_0722	073.07.2022	10-000-000-52-5260-000C	23.06
Vendor Total:					2,292.93
00418 Conserv FS Inc.					
Turf Repairs	222037	6417189	081.08.2022	10-101-000-53-5333-000C	456.00
Vendor Total:					456.00
00435 HYDROTEX					
Oil & Lubricant	222056	483037	081.08.2022	10-101-000-53-5348-000C	2,559.43
Vendor Total:					2,559.43
00565 Wheaton Lions Club					
Donation on Behalf of Troop 575 - 07/03/22	221968	071022	073.07.2022	10-000-416-52-5241-1902	100.00
Vendor Total:					100.00
00604 MCCANN INDUSTRIES INC.					
#1207 PSC-44950	222001	W10599	074.07.2022	10-101-000-53-5315-000C	1,298.29
#1207 PSC-44950 Credit	222001	W10646	074.07.2022	10-101-000-53-5315-000C	-317.80
Vendor Total:					980.49
00615 MENARDS WEST CHICAGO					
Parade Float Supplies	221848	53645	072.07.2022	10-000-416-53-5346-1902	243.84
Supplies	222070	54960	081.08.2022	10-101-000-53-5347-000C	119.29
Picnic Tables	222070	55046	081.08.2022	10-101-000-53-5314-000C	1,598.22
Vendor Total:					1,961.35
00671 NCPERS - IL IMRF - 0817					
July 2022 NCPERS	222074	0817072022	081.08.2022	10-000-000-21-2130-000C	192.00
Vendor Total:					192.00
00680 Northern Illinois Gas Company					
855 Prairie 061722-071922	222075	0402035172_0722	081.08.2022	10-000-856-52-5261-000C	53.85
855 Prairie 061722-071922	222075	0693040819_0722	081.08.2022	10-000-856-52-5261-000C	49.42
855 Prairie 061722-071922	222075	0835554754_0722	081.08.2022	10-000-856-52-5261-000C	49.42
855 Prairie 061722-071922	222075	1366082885_0722	081.08.2022	10-000-856-52-5261-000C	49.42
855 Prairie 061722-071922	222075	5076137885_0722	081.08.2022	10-000-856-52-5261-000C	49.42
DC History Museum 061622-071522	222003	5389121000_0722	074.07.2022	10-430-000-52-5261-000C	59.79
DC History Museum 061622-071522	222003	5389121000_0722	074.07.2022	10-000-000-52-5261-000C	139.52
Vendor Total:					450.84
00792 Reinders Inc					
#1391 PSC-44651	221857	6015160-00	072.07.2022	10-101-000-53-5315-000C	135.53
Vendor Total:					135.53
00825 Russo Hardware Inc					
Equipment Parts	221858	SPI11155173	072.07.2022	10-101-000-53-5306-000C	231.98
Vendor Total:					231.98
00865 Sikich Capital Management LLP					
Retirement Plan Advisory for 457 Plan - Q1 202: 221860	16228-2204	072.07.2022		10-000-000-52-5205-000C	1,500.00
Retirement Plan Advisory for 457 Plan - Q2 202: 221860	16228-2206	072.07.2022		10-000-000-52-5205-000C	1,500.00

Fund **Description**
Vendor No **Vendor Name**

Line Item Description	Check No	Invoice Number	Batch Number	GL Account Number	Amount
Vendor Total:					3,000.00
01003 Vermeer Illinois Inc.					
PSC 45286 #1209	222089	PJ1338	081.08.2022	10-101-000-53-5315-000C	303.35
Vendor Total:					303.35
01023 Waste Management of Illinois Inc					
Parks & Planning June 2022	221872	207653823005_0622	072.07.2022	10-101-000-52-5263-000C	1,247.95
Vendor Total:					1,247.95
01043 Wheaton Sanitary District					
DC Hist Museum 060722-070622	222095	020785000_0722	081.08.2022	10-000-000-52-5264-000C	20.54
DC Hist Museum 060722-070622	222095	020785000_0722	081.08.2022	10-430-000-52-5264-000C	8.80
Seven Gables Park 060822-070722	222095	022415000_0722	081.08.2022	10-000-000-52-5264-000C	62.01
Manchester Park 060722-070622	222095	026101000_0722	081.08.2022	10-000-000-52-5264-000C	131.45
Parks & Planning 060722-070622	222095	027991000_0722	081.08.2022	10-101-000-52-5264-000C	90.60
Northside Park 060722-070722	222095	037067000_0722	081.08.2022	10-000-000-52-5264-000C	139.62
Prairie Path Park 060822-070722	222095	037561000_0722	081.08.2022	10-000-000-52-5264-000C	13.00
855 Prairie 060722-070622	222095	041834000_0722	081.08.2022	10-000-856-52-5264-000C	98.77
Vendor Total:					564.79
01047 Community Unit School District 200					
Wheaton North Band July 4th Parade	221982	070422	074.07.2022	10-000-416-52-5241-1902	500.00
Vendor Total:					500.00
01048 Community Unit School District 200					
Wheaton South Band July 4th Parade	221983	070422	074.07.2022	10-000-416-52-5241-1902	500.00
Vendor Total:					500.00
02243 Holsteins Garage					
Truck Licenses	221994	2342	074.07.2022	10-101-000-52-5210-000C	280.00
Vendor Total:					280.00
02796 NAPA					
Truck 1117 Parts	221850	5736-649273	072.07.2022	10-101-000-53-5315-000C	9.99
Stock/Antifreeze	221850	5736-649371	072.07.2022	10-101-000-53-5348-000C	77.04
Equipment 1414 Parts	221850	5736-649453	072.07.2022	10-101-000-53-5315-000C	6.44
PSC 44234	221850	5736-649847	072.07.2022	10-101-000-53-5315-000C	35.27
Parts	221850	5736-650169	072.07.2022	10-101-000-53-5315-000C	66.21
#1214 Air Brake Compressor Filter	221850	5736-650340	072.07.2022	10-101-000-53-5315-000C	21.70
Machinery Supplies	221850	5736-650449	072.07.2022	10-101-000-53-5315-000C	25.47
PSC 44445	221850	5736-652329	072.07.2022	10-101-000-53-5315-000C	70.94
#1129	221850	5736-652515	072.07.2022	10-101-000-53-5315-000C	45.90
#1129	221850	5736-652567	072.07.2022	10-101-000-53-5315-000C	45.90
#1129	221850	5736-652581	072.07.2022	10-101-000-53-5315-000C	32.83
#1182	221850	5736-652621	072.07.2022	10-101-000-53-5315-000C	80.95
PSC 44666 #1116	221850	5736-652725	072.07.2022	10-101-000-53-5315-000C	16.42
PSC 44670	221850	5736-652807	072.07.2022	10-101-000-53-5315-000C	180.60
PSC 43803 #2719	221850	5736-652916	072.07.2022	10-101-000-53-5315-000C	28.95
Vendor Total:					652.81
02812 Blue Sky Marketing Group Ltd.					
Summer Programming and Staff Shirts	221975	38344	074.07.2022	10-101-000-53-5330-000C	1,724.95
Vendor Total:					1,724.95
03085 Nalco US 2 INC					

Fund Description
Vendor No Vendor Name

Line Item Description	Check No	Invoice Number	Batch Number	GL Account Number	Amount
Water Treatment	222073	2645766	081.08.2022	10-101-854-52-5211-0000	112.50
				Vendor Total:	112.50
03104 Kaknes Landscape Supply Inc.					
Tree Replacement	221840	217720	072.07.2022	10-101-000-53-5331-0000	155.00
				Vendor Total:	155.00
03219 Novatoo					
Sounds for July 4th Parade	222004	12845	074.07.2022	10-000-416-52-5241-1902	1,010.00
				Vendor Total:	1,010.00
03248 Atlas Bobcat Inc.					
Tires Skidsteer	221798	BT7977	072.07.2022	10-101-000-53-5315-0000	812.90
				Vendor Total:	812.90
03355 First Illinois Systems Inc.					
Pest Control Services July 2022	221918	31342	073.07.2022	10-430-000-52-5210-0000	108.00
				Vendor Total:	108.00
03405 Advantage Auto Leasing Inc.					
PSC 45274	221972	81640	074.07.2022	10-101-000-53-5315-0000	60.48
PSC 45480	222028	81944	081.08.2022	10-101-000-53-5315-0000	23.74
				Vendor Total:	84.22
03481 Tressler LLP					
Services through 063022	221962	448985	073.07.2022	10-000-000-52-5207-0000	513.33
				Vendor Total:	513.33
03754 Comcast Cable					
DC History Museum 072222-082122	221980	87712040736543_08	074.07.2022	10-000-000-52-5262-0000	111.85
Parks Services 071722-081622	221904	87712047526761_08	073.07.2022	10-101-000-52-5262-0000	111.85
				Vendor Total:	223.70
04109 Power Up Batteries LLC.					
# 1104	222007	P53305960	074.07.2022	10-101-000-53-5315-0000	162.32
Batteries	222079	P53410680	081.08.2022	10-101-000-53-5315-0000	144.30
Batteries	222079	P53508488	081.08.2022	10-101-000-53-5315-0000	133.32
				Vendor Total:	439.94
04138 Power Equipment Leasing Co. Inc.					
#1116 Versalift Inspection	221946	W 3589	073.07.2022	10-101-000-52-5210-0000	495.00
				Vendor Total:	495.00
04296 Culligan DuPage Soft Water Service Inc					
Drinking Water June 2022	221818	262006_0622W	072.07.2022	10-000-856-53-5302-0000	50.00
Water Cooler Rental July 2022	221818	262006_0722R	072.07.2022	10-000-856-52-5220-0000	6.00
				Vendor Total:	56.00
04585 Shaw Media					
Notice of 2021 Annual Report	221859	062210074730	072.07.2022	10-000-000-54-5428-0000	52.22
				Vendor Total:	52.22
04888 Feece Oil Company					
275 Gallons of Diesel Fuel	221827	3887572	072.07.2022	10-101-000-53-5348-0000	1,257.08
600 Gallons of Regular Gasoline	221827	3887573	072.07.2022	10-101-000-53-5348-0000	2,970.56
365 Gallons of Diesel Fuel	221827	3890529	072.07.2022	10-101-000-53-5348-0000	1,749.14

Fund **Description**
Vendor No **Vendor Name**

Line Item Description	Check No	Invoice Number	Batch Number	GL Account Number	Amount
825 Gallons of Regular Gasoline	221827	3890530	072.07.2022	10-101-000-53-5348-000C	3,788.35
268 Gallons of Diesel Fuel	221827	3894074	072.07.2022	10-101-000-53-5348-000C	1,236.31
822 Gallons of Regular Gasoline	221827	3894075	072.07.2022	10-101-000-53-5348-000C	3,618.39
Vendor Total:					14,619.83
04895 Quadient Leasing USA Inc.					
Postage Machine Lease	222008	N9499744	074.07.2022	10-000-856-52-5220-000C	488.55
Vendor Total:					488.55
04937 Acorn Niles Corporation					
Parts	221878	538306	073.07.2022	10-101-000-53-5315-000C	299.98
Parts	222027	538525	081.08.2022	10-101-000-53-5315-000C	189.98
Vendor Total:					489.96
05261 Hi Fi Events Inc.					
Sound and Lighting for June 2022 Entertainment	221835	WPD062722	072.07.2022	10-000-416-52-5241-1906	3,300.00
Vendor Total:					3,300.00
05319 Rotary Club of Central DuPage AM					
Fun Run 2022 Proceeds	222012	071322	074.07.2022	10-000-416-54-5411-1908	16,166.20
Vendor Total:					16,166.20
05384 Bowen, Timothy Dana					
LEGO Pokemon Camp 6/27/22 -7/07/22	221892	DB21940	073.07.2022	10-430-000-52-5210-000C	3,354.00
LEGO Jedi Engineering Camp 071122-071522	222031	DB22104	081.08.2022	10-430-000-52-5210-000C	3,302.00
Vendor Total:					6,656.00
05387 Management Association of IL					
Annual Membership Dues June 2023	221847	FY23-53611	072.07.2022	10-418-000-54-5425-000C	4,060.00
Vendor Total:					4,060.00
05765 Luetkehans, Phillip					
Services through 07/05/22	221844	61	072.07.2022	10-000-000-52-5207-000C	1,196.00
Vendor Total:					1,196.00
06250 LRS Holdings LLC					
Parks&Planning August 2022	222068	47783.4 PSC_	081.08.2022	10-101-000-52-5263-000C	37.59
Vendor Total:					37.59
06308 Westlake Hardware Inc					
Mouse Traps	222094	12508512	081.08.2022	10-101-000-53-5315-000C	4.66
Fasteners	222094	12508530	081.08.2022	10-101-000-53-5314-000C	17.99
Paint for Float	222094	12508538	081.08.2022	10-000-416-53-5346-1902	83.19
Fasteners	222094	12508545	081.08.2022	10-101-000-53-5334-000C	5.33
Quick Change Bar Clamps	222094	12508549	081.08.2022	10-101-000-53-5315-000C	25.98
Paint/Staples	222094	12508550	081.08.2022	10-101-000-53-5314-000C	25.06
Plumbing Supplies	222094	12508554	081.08.2022	10-101-000-53-5311-0000	2.68
Plumbing Supplies	222094	12508558	081.08.2022	10-101-000-53-5311-0000	24.05
Hinge	222094	12508568	081.08.2022	10-101-000-53-5315-000C	4.49
Landscaping Supplies	222094	12508595	081.08.2022	10-101-000-53-5331-000C	8.99
Cable Ties	222094	12508602	081.08.2022	10-101-000-53-5345-000C	14.20
Carpentry Supplies	222094	12508603	081.08.2022	10-101-000-53-5314-000C	4.30
Bolts	222094	12508604	081.08.2022	10-101-000-53-5314-000C	38.69
Machinery Supplies	222094	12508627	081.08.2022	10-101-000-53-5315-000C	19.32
Scissors	222094	12608895	081.08.2022	10-101-856-53-5314-000C	20.69
Filters	222094	12608895	081.08.2022	10-101-856-53-5314-000C	9.98

Fund Description
Vendor No Vendor Name

Line Item Description	Check No	Invoice Number	Batch Number	GL Account Number	Amount
Keys	222094	12608905	081.08.2022	10-101-000-53-5334-000C	15.06
Chain Coil	222094	12608907	081.08.2022	10-101-000-53-5315-000C	15.09
Machinery Supplies	222094	12608930	081.08.2022	10-101-000-53-5315-000C	35.18
CFL/LED Light Control	222094	12608964	081.08.2022	10-101-000-53-5312-000C	13.49
Vandalism Repair	222094	12608980	081.08.2022	10-101-000-53-5331-000C	79.47
Vandalism Repair	222094	12608981	081.08.2022	10-101-000-53-5331-000C	32.08
Vendor Total:					499.97
06542 Peerless Network Inc					
Admin 071522-081422	221853	97900018657_0822	072.07.2022	10-000-000-52-5262-000C	242.69
Vendor Total:					242.69
06674 Lingo Communications LLC					
Admin 070422-080322	221843	960579_0822	072.07.2022	10-000-000-52-5262-000C	154.11
Parks 070422-080322	221843	960579_0822	072.07.2022	10-101-000-52-5262-000C	256.85
HR 070422-080322	221843	960579_0822	072.07.2022	10-418-000-52-5262-000C	51.37
Finance 070422-080322	221843	960579_0822	072.07.2022	10-419-000-52-5262-000C	51.37
Vendor Total:					513.70
06722 Janik, Mary					
Mileage Reimbursement for 05/10/22-06/21/22	221838	062122	072.07.2022	10-419-000-54-5422-000C	13.46
Vendor Total:					13.46
06726 Dearborn Life Insurance Company					
Voluntary Life Insurance Premium August 2022	221914	080122	073.07.2022	10-000-000-21-2130-000C	985.44
Vendor Total:					985.44
06903 Big Tent Events, Inc.					
Tents for Ice A Palooza	222030	78446	081.08.2022	10-101-000-53-5314-000C	455.00
Vendor Total:					455.00
06985 Floods Royal Flush Inc.					
Portable Units Memorial Park Fun Run April 20	221989	I13418	074.07.2022	10-000-416-52-5241-190C	965.00
Portable Units Fun Run June 2022	221989	I14109	074.07.2022	10-000-416-52-5241-190C	200.00
Portable Units Summer Concerts Memorial Park	221989	I14110	074.07.2022	10-000-416-52-5241-190C	2,715.00
Summer Concert Series 071522-071622	222047	I14111	081.08.2022	10-000-416-52-5241-190C	2,715.00
Portable Units Graf Park 4th of July 2022	221989	I14116	074.07.2022	10-000-416-52-5241-1902	2,100.00
Portable Units 5/3rd Bank 4th of July 2022	221989	I14117	074.07.2022	10-000-416-52-5241-1902	200.00
Portable Units Summer Concerts July 2022	221989	I14118	074.07.2022	10-000-416-52-5241-190C	665.00
Portable Units May 2022	221919	I15015	073.07.2022	10-101-000-52-5211-0000	1,200.00
Portable Units June 2022	221919	I15838	073.07.2022	10-101-000-52-5211-0000	1,200.00
Vendor Total:					11,960.00
07025 Saxby Enterprises Inc.					
Brew Fest Shirts	221950	17276	073.07.2022	10-000-416-53-5346-1903	1,765.78
Vendor Total:					1,765.78
07046 Wilkin, Carolyn					
Mileage Reimbursement May/June 2022	221874	063022	072.07.2022	10-000-415-54-5422-000C	38.84
Vendor Total:					38.84
07066 The Home City Ice Company					
Ice for the Summer Concert Series	221866	5656223381	072.07.2022	10-000-416-53-5346-190C	205.00
Ice - SES 2022	222085	6609220366	081.08.2022	10-000-416-53-5346-190C	205.00
Vendor Total:					410.00

Fund	Description	Vendor No	Vendor Name	Line Item Description	Check No	Invoice Number	Batch Number	GL Account Number	Amount
07079	Government Finance Officers Association			Annual Report Award Application Fee - 2021 Au	221832	12018	072.07.2022	10-419-000-54-5425-000C	460.00
								Vendor Total:	460.00
TMP*3572	Pehrson, Noah			Reissue Payroll DD 07/01/2022 for Pehrson	221854	11531	072.07.2022	10-000-000-25-2581-000C	976.99
								Vendor Total:	976.99
TMP*3573	Garner, Alyssa			Reissue Payroll DD 07/01/2022 for Garner	221830	11508	072.07.2022	10-000-000-25-2581-000C	345.97
								Vendor Total:	345.97
TMP*3577	Ball, Noah			Reissue Payroll DD 07/15/2022 for Ball	221886	11094	073.07.2022	10-000-000-25-2581-000C	1,040.96
								Vendor Total:	1,040.96
								Fund Total:	99,182.52
20	Recreation								
00042	Anderson Elevator Co.			CC Elevator Maintenance July 2022	221796	INV-59592-H6V8	072.07.2022	20-101-220-52-5211-0000	188.00
				CAC Elevator Maintenance July 2022	221796	INV-59593-X9K4	072.07.2022	20-101-225-52-5211-0000	195.00
								Vendor Total:	383.00
00068	AT&T Mobility			639-8642 Camp No Name 061822-071722	222029	877051597_0722	081.08.2022	20-220-207-52-5265-000C	62.76
				945-7929 Mean Green 061822-071722	222029	877051597_0722	081.08.2022	20-220-207-52-5265-000C	10.34
				945-7048 Camp Blackhawk 061822-071722	222029	877051597_0722	081.08.2022	20-220-207-52-5265-000C	7.26
				945-7931 Camp Illini 061822-071722	222029	877051597_0722	081.08.2022	20-220-207-52-5265-000C	6.29
				605-0389 Camp IDK 061822-071722	222029	877051597_0722	081.08.2022	20-220-207-52-5265-000C	61.26
				346-9428 J. Martinson 061822-071722	222029	877051597_0722	081.08.2022	20-220-207-52-5265-000C	48.56
				885-4684 W. Russell 061822-071722	222029	877051597_0722	081.08.2022	20-222-232-52-5265-000C	48.55
				251-7369 Max Y 061822-071722	222029	877051597_0722	081.08.2022	20-222-232-52-5265-000C	73.87
				232-9894 Hot Spot 2 PPFC 061822-071722	222029	877051597_0722	081.08.2022	20-350-302-52-5265-000C	43.23
				945-7926 Critter Camp 061822-071722	222029	877051597_0722	081.08.2022	20-000-112-52-5265-0000	17.36
				945-7927 Curiosity Camp 061822-071722	222029	877051597_0722	081.08.2022	20-000-112-52-5265-0000	14.02
				945-7928 Camp Wild Ones 061822-071722	222029	877051597_0722	081.08.2022	20-000-112-52-5265-0000	14.02
				536-4138 V. Beyer 061822-071722	222029	877051597_0722	081.08.2022	20-000-200-52-5265-000C	73.87
				234-1813 Chad S 061822-071722	222029	877051597_0722	081.08.2022	20-000-200-52-5265-000C	24.24
				945-7045 Athletics Camps 061822-071722	222029	877051597_0722	081.08.2022	20-000-203-52-5265-000C	11.04
				232-9893 Hot Spot 3 Athletics 061822-071722	222029	877051597_0722	081.08.2022	20-000-205-52-5265-000C	43.23
				281-0870 A. Lewandowski 061822-071722	222029	877051597_0722	081.08.2022	20-000-205-52-5265-000C	48.56
				624-3574 D. Novak 061822-071722	222029	877051597_0722	081.08.2022	20-000-205-52-5265-000C	73.87
				346-5702 M. Wrobel 061822-071722	222029	877051597_0722	081.08.2022	20-000-205-52-5265-000C	48.56
				605-1287 Athletics 061822-071722	222029	877051597_0722	081.08.2022	20-000-205-52-5265-000C	48.56
				251-0735 MMLC Travel 061822-071722	222029	877051597_0722	081.08.2022	20-000-304-52-5265-000C	48.56
				414-0027 M. Wilhelmi 061822-071722	222029	877051597_0722	081.08.2022	20-000-415-52-5265-000C	48.56
				885-4579 D. Shee 061822-071722	222029	877051597_0722	081.08.2022	20-101-000-52-5265-000C	48.55
				768-2406 WPD Wagner 061822-071722	222029	877051597_0722	081.08.2022	20-101-220-52-5265-000C	73.87
								Vendor Total:	998.99
00105	Beacon Athletics			Batter Box Templates	221888	0554204-IN	073.07.2022	20-221-223-53-5306-000C	4,115.84
								Vendor Total:	4,115.84
00160	Cable Plus Inc.			Electrical Supplies	221803	1056627	072.07.2022	20-101-220-53-5312-000C	514.00

Fund **Description**
Vendor No **Vendor Name**

Line Item Description	Check No	Invoice Number	Batch Number	GL Account Number	Amount
Vendor Total:					514.00
00192 City of Wheaton					
June Board Meeting	221811	510976	072.07.2022	20-000-000-54-5401-000C	101.67
Cream of Wheaton	222034	510984	081.08.2022	20-000-416-53-5346-190C	22.37
Rathje Park 070122-093022	221811	WH6225_0922	072.07.2022	20-101-000-52-5211-0000	255.00
Zamboni Storage 070122-093022	221811	WH6226_0922	072.07.2022	20-101-225-52-5211-0000	255.00
Northside Pool 070122-093022	221811	WH6460_0922	072.07.2022	20-222-231-52-5210-000C	255.00
Toohey Park 070122-093022	221811	WH6609_0922	072.07.2022	20-101-000-52-5211-0000	255.00
Clocktower Commons 070122-093022	221811	WH6653_0922	072.07.2022	20-101-303-52-5211-0000	255.00
Community Ctr 070122-093022	221811	WH6745_0922	072.07.2022	20-101-220-52-5211-0000	255.00
Central Athletic 070122-093022	221811	WH6948_0922	072.07.2022	20-101-225-52-5211-0000	255.00
Lincoln Marsh 070122-093022	221811	WH6979_0922	072.07.2022	20-101-112-52-5211-0000	255.00
Vendor Total:					2,164.04
00193 City of Wheaton					
Rathje Park 060822-070722	221978	0007650000_0722	074.07.2022	20-000-000-52-5264-000C	22.29
Graf Park/Monroe 060722-070622	221978	0034005200_0722	074.07.2022	20-000-000-52-5264-000C	20.89
Graf Pk/Monroe 060722-070622	221978	0034005300_0722	074.07.2022	20-000-000-52-5264-000C	264.65
Northside Pool 060722-070622	221978	0052890000_0722	074.07.2022	20-222-231-52-5264-000C	1,679.10
Northside Pool 060722-070622	221978	0052890100_0722	074.07.2022	20-222-231-52-5264-000C	1,869.76
Boy Scout Cabin 060722-070622	221978	0052910000_0722	074.07.2022	20-000-000-52-5264-000C	22.29
Toohey Park 060822-070722	221978	0212470900_0722	074.07.2022	20-000-000-52-5264-000C	102.25
Atten Park 060822-070722	221978	0280800000_0722	074.07.2022	20-000-000-52-5264-000C	49.89
Atten Park 060822-070722	221978	0280840800_0722	074.07.2022	20-000-000-52-5264-000C	2,298.96
Central Athletic Complex 060722-070622	221978	0366180000_0722	074.07.2022	20-220-225-52-5264-000C	51.90
Central Athletic Complex 060722-070622	221978	0366190000_0722	074.07.2022	20-220-225-52-5264-000C	178.96
Clocktower Commons 060722-070622	221978	0367030000_0722	074.07.2022	20-350-303-52-5264-000C	221.45
Zamboni Storage 060722-070622	221978	0375250000_0722	074.07.2022	20-220-225-52-5264-000C	63.05
Mary Lubko Center 060722-070622	221978	0417780000_0722	074.07.2022	20-000-304-52-5264-000C	77.45
Rice Pool 060822-070722	221978	0443170000_0722	074.07.2022	20-222-232-52-5264-000C	10,936.46
Rice Pool 060822-070722	221978	0443170100_0722	074.07.2022	20-222-232-52-5264-000C	981.70
Rice Pool 060822-070722	221978	0443170200_0722	074.07.2022	20-222-232-52-5264-000C	337.86
Vendor Total:					19,178.91
00287 Egan, Rebecca					
Mileage Reimbursement for 5/11/22-06/14/22	221824	061422	072.07.2022	20-000-112-54-5422-0000	12.34
Vendor Total:					12.34
00323 Government Navigation Group					
Consulting Services June 2022	221923	1679	073.07.2022	20-000-000-52-5205-000C	1,333.33
Vendor Total:					1,333.33
00334 Gordon Food Service					
Concessions Food	221831	219801220	072.07.2022	20-222-232-53-5328-000C	1,563.24
Concessions Supplies	221831	219801220	072.07.2022	20-222-232-53-5329-000C	65.32
Concessions Supplies	221831	219960797	072.07.2022	20-222-232-53-5329-000C	658.53
Concessions Food	221831	219960797	072.07.2022	20-222-232-53-5328-000C	1,316.74
Concessions Food	221831	960072931	072.07.2022	20-222-232-53-5328-000C	937.29
Concessions Food	221831	960072931	072.07.2022	20-222-231-53-5328-000C	388.83
Concessions Food	221831	960073332	072.07.2022	20-222-232-53-5328-000C	747.33
Concessions Supplies	221831	960073332	072.07.2022	20-222-232-53-5329-000C	70.61
Concessions Food	221831	960073443	072.07.2022	20-222-232-53-5328-000C	218.61
Vendor Total:					5,966.50
00335 W W Grainger Inc					
Plumbing	221871	9349846098	072.07.2022	20-101-232-53-5311-0000	309.00

Fund **Description**
Vendor No **Vendor Name**

Line Item	Description	Check No	Invoice Number	Batch Number	GL Account Number	Amount
Fan		222021	9366927755	074.07.2022	20-101-232-53-5313-000C	156.16
Pipe Plugs		222021	9368745551	074.07.2022	20-101-232-53-5311-0000	44.72
Pipe Plugs		222021	9370003338	074.07.2022	20-101-232-53-5311-0000	6.40
Pipe Plugs		222021	9370531056	074.07.2022	20-101-232-53-5311-0000	24.26
Regulator Kit		222092	9382795178	081.08.2022	20-101-232-53-5311-0000	55.00
Vendor Total:						595.54
00336	All American Sports Corp					
Helmet Reconditioning		221880	951629307	073.07.2022	20-221-222-54-5420-4255	4,769.41
Vendor Total:						4,769.41
00386	Hagg Press Inc					
Business Cards		221925	115820	073.07.2022	20-000-205-53-5302-000C	45.40
Business Cards		221925	115820	073.07.2022	20-350-302-53-5302-000C	45.40
Business Cards		221925	115820	073.07.2022	20-000-205-53-5302-000C	45.40
Business Cards		221925	115820	073.07.2022	20-000-205-53-5302-000C	90.80
Vendor Total:						227.00
00389	Lynette Havelka					
Mileage Reimbursement 06/01/22-07/01/22		221845	070122	072.07.2022	20-224-220-54-5422-000C	65.84
Vendor Total:						65.84
00391	HALOGEN SUPPLY COMPANY					
Bromine Caplet		221992	00582990	074.07.2022	20-101-232-53-5335-000C	1,202.16
Ring Buoy		221992	00582991	074.07.2022	20-101-232-53-5302-000C	237.30
Chemicals		221992	00583963	074.07.2022	20-101-232-53-5335-000C	112.19
Pool Putty		222050	00584635	081.08.2022	20-101-232-53-5302-000C	122.39
Injection Valve		222050	00584862	081.08.2022	20-101-232-53-5311-0000	87.17
Vendor Total:						1,761.21
00406	Commonwealth Edison					
Lincoln Marsh Office 061522-071522		221981	8435664018_0722	074.07.2022	20-000-112-52-5260-0000	202.84
Vendor Total:						202.84
00417	Constellation NewEnergy Inc					
Seven Gables Barn 052722-062822		221815	0220031032_0622	072.07.2022	20-000-000-52-5260-000C	26.71
Rice Pool 061022-071222		221909	0534243000_0722	073.07.2022	20-222-232-52-5260-000C	3,339.79
Community Center 061022-071222		221909	0534243000_0722	073.07.2022	20-224-220-52-5260-000C	10,019.37
Atten Park 061022-071222		221909	0788335008_0722	073.07.2022	20-000-000-52-5260-000C	1,335.90
Graf Park/Monroe 061322-071322		221909	0788340009_0722	073.07.2022	20-000-000-52-5260-000C	185.64
Zamboni Storage 060122-063022		221815	11100160150_-622	072.07.2022	20-220-225-52-5260-000C	27.90
Graf Park/Monroe 061022-071222		221909	1371090088_0722	073.07.2022	20-000-000-52-5260-000C	34.81
Central Athletic Complex 060922-071222		221909	6219071053_0722	073.07.2022	20-220-225-52-5260-000C	3,421.32
Toohey Park 061322-071322		221909	6414387023_0722	073.07.2022	20-000-000-52-5260-000C	287.73
Clocktower Commons 060922-071122		221984	7123061000_0722	074.07.2022	20-350-303-52-5260-000C	150.75
Rathje Park 061422-071422		221909	7592636002_0722	073.07.2022	20-000-000-52-5260-000C	114.47
Northside Shelter 061522-071522		221984	8351586008_0722	074.07.2022	20-000-000-52-5260-000C	61.10
Girl Scout Cabin 061522-071522		221984	8351594000_0722	074.07.2022	20-000-000-52-5260-000C	32.50
Northside Pool 061522-071522		221984	8351595007_0722	074.07.2022	20-222-231-52-5260-000C	1,422.40
Boy Scout Cabin 061522-071522		221984	8351596004_0722	074.07.2022	20-000-000-52-5260-000C	31.24
Mary Lubko Center 060922-070822		221909	8843417003_0722	073.07.2022	20-000-304-52-5260-000C	351.46
Vendor Total:						20,843.09
00418	Conserv FS Inc.					
Pros Choice Red		221814	6415539	072.07.2022	20-101-000-53-5349-000C	855.20
Vendor Total:						855.20

Fund Description
Vendor No Vendor Name

Line Item Description	Check No	Invoice Number	Batch Number	GL Account Number	Amount
00449 Illinois Shotokan Karate					
Spring 2022 Karate Classes	221836	861	072.07.2022	20-220-203-52-5280-3315	5,174.40
				Vendor Total:	5,174.40
00453 ILLINOIS AMERICAN WATER CO.					
Lincoln Marsh 061422-071422	221996	1025211695604_072	074.07.2022	20-000-112-52-5264-0000	29.18
				Vendor Total:	29.18
00475 Constellation Newenergy Gas Division LLC					
Rice Pool June 2022	221908	7718490000_0622	073.07.2022	20-222-232-52-5261-0000	967.61
Community Center June 2022	221908	7718490000_0622	073.07.2022	20-224-220-52-5261-0000	2,902.83
				Vendor Total:	3,870.44
00485 Jeff Ellis and Associates Inc					
Ellis Audit	221839	20109213	072.07.2022	20-222-232-52-5210-0000	1,500.00
				Vendor Total:	1,500.00
00512 Kantor, Gary					
Magic Show 7/5/2022	221841	070522	072.07.2022	20-220-207-52-5280-7705	575.00
Camp Magic Shows 07/22/22	222061	072222	081.08.2022	20-220-207-52-5280-7705	1,100.00
Camp Magic Shows 07/22/22	222061	072222	081.08.2022	20-220-208-52-5280-8880	475.00
				Vendor Total:	2,150.00
00525 Kirhofers Sports Inc					
Football Jerseys	221999	54845	074.07.2022	20-221-222-53-5302-0000	17,042.50
				Vendor Total:	17,042.50
00541 First Student Inc.					
June/July Field Trip Bus Charters	222045	9389928	081.08.2022	20-220-207-52-5280-7705	1,220.00
June/July Field Trip Bus Charters	222045	9390139	081.08.2022	20-220-208-52-5280-8880	1,316.25
June/July Field Trip Bus Charters	222045	9390345	081.08.2022	20-220-208-52-5280-8880	248.75
June/July Field Trip Bus Charters	222045	9390345	081.08.2022	20-220-207-52-5280-7705	368.75
June/July Field Trip Bus Charters	222045	9390988	081.08.2022	20-220-207-52-5280-7705	276.25
June/July Field Trip Bus Charters	222045	9395142	081.08.2022	20-220-207-52-5280-7705	1,267.50
				Vendor Total:	4,697.50
00623 Midwest Service & Installation Inc					
Inspect and Clean Equipment	222071	145264	081.08.2022	20-350-302-52-5210-0000	840.00
				Vendor Total:	840.00
00680 Northern Illinois Gas Company					
Central Athletic Complex 061522-071522	222003	1750636993_0722	074.07.2022	20-220-225-52-5261-0000	191.32
Rathje Park 061322-071322	221939	1812901000_0722	073.07.2022	20-000-000-52-5261-0000	49.42
Community Center 061522-071322	222075	2245590000_0722	081.08.2022	20-224-220-52-5261-0000	281.68
Toohey Park 061022-071222	221939	4163602345_0722	073.07.2022	20-000-000-52-5261-0000	159.44
Zamboni Storage 061522-071522	222003	4910440592_0722	074.07.2022	20-220-225-52-5261-0000	49.94
Mary Lubko Center 061522-071522	222003	4920221000_0722	074.07.2022	20-000-304-52-5261-0000	51.65
Memorial Park Bandshell 061522-071522	222003	81577915226_0722	074.07.2022	20-000-000-52-5261-0000	60.59
				Vendor Total:	844.04
00742 Pepsi Beverages Company					
Vending	221855	31098457	072.07.2022	20-222-232-53-5351-0000	432.96
Concessions Fountain	221855	31098457	072.07.2022	20-222-232-53-5328-0000	386.82
				Vendor Total:	819.78
00789 Recreonics Inc.					

Fund Description
Vendor No Vendor Name

Line Item Description	Check No	Invoice Number	Batch Number	GL Account Number	Amount
Rice Pool Lane Lines	222010	0894256-IN	074.07.2022	20-101-232-53-5314-000C	282.95
Vacuum Supplies	222082	0895046-IN	081.08.2022	20-101-232-53-5302-000C	301.84
Vendor Total:					584.79
00859 Shining Star Productions					
Acting Classes June 2022	222014	071722	074.07.2022	20-220-202-52-5280-225C	1,317.50
Vendor Total:					1,317.50
00942 Terrace Supply Company					
Pool Chemicals	222016	01038488	074.07.2022	20-101-232-53-5335-000C	75.68
Pool Chemicals	222016	01038489	074.07.2022	20-101-231-53-5335-000C	29.04
Rice Chemicals	221864	70535853	072.07.2022	20-101-232-53-5335-000C	346.48
Northside Pool Chemicals	221864	70535860	072.07.2022	20-101-231-53-5335-000C	106.87
Pool Chemicals	222016	70536333	074.07.2022	20-101-232-53-5335-000C	347.48
Pool Chemicals	222016	70536538	074.07.2022	20-101-231-53-5335-000C	267.61
Pool Chemicals	222016	70537219	074.07.2022	20-101-232-53-5335-000C	363.44
Pool Chemicals	222016	70537223	074.07.2022	20-101-231-53-5335-000C	195.72
Vendor Total:					1,732.32
01023 Waste Management of Illinois Inc					
Manchester Park June 2022	221872	207653823005_0622	072.07.2022	20-000-000-52-5263-000C	1,247.95
Vendor Total:					1,247.95
01043 Wheaton Sanitary District					
Mary Lubko Center 060722-070622	222095	020309000_0722	081.08.2022	20-000-304-52-5264-000C	25.25
Clocktower Commons 060722-070622	222095	021723000_0722	081.08.2022	20-350-303-52-5264-000C	106.94
Northside Pool 060722-070622	222095	023365000_0722	081.08.2022	20-222-231-52-5264-000C	964.66
Northside Pool 060722-070622	222095	023367000_0722	081.08.2022	20-222-231-52-5264-000C	1,213.80
Rathje Park 060822-070722	222095	028831000_0722	081.08.2022	20-000-000-52-5264-000C	17.08
Toohey Park 060822-070722	222095	032977000_0722	081.08.2022	20-000-000-52-5264-000C	49.08
Central Athletic Complex 060722-070622	222095	043486000_0722	081.08.2022	20-220-225-52-5264-000C	21.17
Central Athletic Gym 060722-070622	222095	043487000_0722	081.08.2022	20-220-225-52-5264-000C	41.59
Lincoln Marsh Fountain 061322-071422	222095	045786000_0722	081.08.2022	20-000-112-52-5264-000C	13.00
Boy Scout Cabin 060722-070622	222095	045957000_0722	081.08.2022	20-000-000-52-5264-000C	13.00
Zamboni Storage 060722-070622	222095	049517000_0722	081.08.2022	20-220-225-52-5264-000C	13.00
Vendor Total:					2,478.57
01073 Wostratzky, Rick					
Men's 16 Inch Softball June 2022	221875	June 2022	072.07.2022	20-220-204-52-5280-4417	850.00
Men's 16 Inch Softball May 2022	221875	May 2022	072.07.2022	20-220-204-52-5280-4417	200.00
Vendor Total:					1,050.00
02286 Identatronics Inc.					
Photo ID Supplies	221995	84400	074.07.2022	20-000-200-52-5235-000C	1,947.47
Vendor Total:					1,947.47
02505 Village of Lisle					
Lucent Park 052522-063022	222091	124473002_0622	081.08.2022	20-000-000-52-5264-000C	21.09
Vendor Total:					21.09
02812 Blue Sky Marketing Group Ltd.					
Summer Programming and Staff Shirts	221975	38335	074.07.2022	20-220-207-53-5301-777C	555.25
Summer Programming and Staff Shirts	221975	38335	074.07.2022	20-220-207-53-5301-777C	617.50
Summer Programming and Staff Shirts	221975	38335	074.07.2022	20-220-207-53-5301-771C	957.75
Summer Programming and Staff Shirts	221975	38335	074.07.2022	20-220-207-53-5301-7734	342.00
Summer Programming and Staff Shirts	221975	38335	074.07.2022	20-220-207-53-5301-770C	1,681.75
Summer Programming and Staff Shirts	221975	38335	074.07.2022	20-220-208-53-5301-888C	675.10

Fund **Description**
Vendor No **Vendor Name**

Line Item Description	Check No	Invoice Number	Batch Number	GL Account Number	Amount
Summer Programming and Staff Shirts	221975	38337	074.07.2022	20-220-208-53-5301-888C	550.00
Summer Programming and Staff Shirts	221975	38337	074.07.2022	20-220-207-53-5301-7705	1,000.00
Summer Programming and Staff Shirts	221975	38337	074.07.2022	20-220-207-53-5301-7734	197.70
Summer Programming and Staff Shirts	221975	38337	074.07.2022	20-220-207-53-5301-7775	750.00
Summer Programming and Staff Shirts	221975	38337	074.07.2022	20-220-207-53-5301-7776	650.00
Summer Programming and Staff Shirts	221975	38339	074.07.2022	20-221-223-53-5306-000C	377.25
Summer Programming and Staff Shirts	221975	38340	074.07.2022	20-221-222-53-5302-000C	300.00
Summer Programming and Staff Shirts	221975	38342	074.07.2022	20-000-112-53-5302-0000	183.30
Summer Programming and Staff Shirts	221975	38342	074.07.2022	20-220-112-53-5301-6628	772.90
Vendor Total:					9,610.50
03189 Jefferson ECC PTA					
PTA Carnival Wristband Proceeds	222060	072022	081.08.2022	20-000-416-52-5241-1905	78.00
Vendor Total:					78.00
03206 Whittier School PTA					
PTA Carnival Wristband Proceeds	222096	072022	081.08.2022	20-000-416-52-5241-1905	237.00
Vendor Total:					237.00
03219 Novatoo					
Northside Pool Sound System	222004	9240	074.07.2022	20-222-231-53-5306-000C	4,769.00
Vendor Total:					4,769.00
03296 Ditchman, Deborah					
Mileage Reimbursement for 06/22/22	221821	062222	072.07.2022	20-220-112-53-5301-6610	12.87
Mileage Reimbursement for 05/04/22-06/26/22	221821	May/June 22	072.07.2022	20-000-112-54-5422-0000	13.46
Vendor Total:					26.33
03481 Tressler LLP					
Services through 063022	221962	448985	073.07.2022	20-000-000-52-5207-000C	513.34
Vendor Total:					513.34
03754 Comcast Cable					
Community Center 080122-083122	222036	87712004762650_08	081.08.2022	20-224-220-52-5262-000C	4.22
Admin IP Services 072622-082522	221980	87712047315272_08	074.07.2022	20-224-220-52-5262-000C	154.90
Central Athletic Center 071622-081522	221904	87712047361631_08	073.07.2022	20-101-225-52-5262-000C	111.85
Mary Lubko Center 071922-081822	221980	87712047526787_08	074.07.2022	20-000-304-52-5262-000C	111.85
Lincoln Marsh 071822-081722	221904	87712047527272_08	073.07.2022	20-000-112-52-5262-0000	111.85
Clocktower Commons 071122-081022	221904	87712047624798_08	073.07.2022	20-350-303-52-5262-000C	111.85
Northside Pool 071122-081022	221904	87712047626371_08	073.07.2022	20-222-231-52-5262-000C	111.85
Central Athletic Complex 071122-081022	221904	87712047708096_08	073.07.2022	20-220-225-52-5262-000C	243.85
Vendor Total:					962.22
03818 Washington School PTA					
PTA Carnival Wristband Proceeds	222093	072022	081.08.2022	20-000-416-52-5241-1905	246.00
Vendor Total:					246.00
03819 Emerson Elementary School PTA					
PTA Carnival Wristband Proceeds	222042	072022	081.08.2022	20-000-416-52-5241-1905	174.00
Vendor Total:					174.00
03825 Madison School PTA					
PTA Carnival Wristband Proceeds	222069	072022	081.08.2022	20-000-416-52-5241-1905	153.00
Vendor Total:					153.00
03827 Longfellow PTA District 36 Wheaton					

Fund **Description**
Vendor No **Vendor Name**

Line Item	Description	Check No	Invoice Number	Batch Number	GL Account Number	Amount
	PTA Carnival Wristband Proceeds	222066	072022	081.08.2022	20-000-416-52-5241-1905	531.00
					Vendor Total:	531.00
03838	Hubble Middle School					
	PTA Carnival Wristband Proceeds	222055	072022	081.08.2022	20-000-416-52-5241-1905	18.00
					Vendor Total:	18.00
03842	Hawthorne Elementary School PTA					
	PTA Carnival Wristband Proceeds	222054	072022	081.08.2022	20-000-416-52-5241-1905	51.00
					Vendor Total:	51.00
03855	Carl Sandburg Elementary PTA					
	PTA Carnival Wristband Proceeds	222032	072022	081.08.2022	20-000-416-52-5241-1905	147.00
					Vendor Total:	147.00
03913	Brymax Enterprises Inc.					
	Dippin Dots	221801	303969	072.07.2022	20-222-231-53-5328-000C	412.80
	Dippin Dots	221801	303970	072.07.2022	20-222-232-53-5328-000C	309.60
	Dippin Dots	221801	462280	072.07.2022	20-222-232-53-5328-000C	567.60
	Dippin Dots	221801	462295	072.07.2022	20-222-232-53-5328-000C	516.00
	Dippin Dots	221801	462394	072.07.2022	20-222-232-53-5328-000C	516.00
					Vendor Total:	2,322.00
03924	Sportdecals Sport & Spirit Products					
	Football Helmet Decals	221954	AEINV-643441	073.07.2022	20-221-222-53-5302-000C	2,157.75
					Vendor Total:	2,157.75
04040	Wiesbrook School PTA					
	PTA Carnival Wristband Proceeds	222097	072022	081.08.2022	20-000-416-52-5241-1905	120.00
					Vendor Total:	120.00
04061	J&J Pool Equipment Service					
	Pool Vac Supplies	222058	13155	081.08.2022	20-101-231-53-5302-000C	75.93
	Pool Vac Supplies	222058	13155	081.08.2022	20-101-232-53-5302-000C	75.93
					Vendor Total:	151.86
04266	ChemCraft Industries					
	Supplies	221899	261700	073.07.2022	20-101-000-53-5313-000C	1,783.26
	Supplies	221899	261700-1	073.07.2022	20-101-000-53-5313-000C	142.00
	Pool Supplies	221899	261750	073.07.2022	20-101-232-53-5316-000C	261.20
					Vendor Total:	2,186.46
04296	Culligan DuPage Soft Water Service Inc					
	Drinking Water June 2022	221818	261966_0622W	072.07.2022	20-224-220-53-5302-000C	119.25
	Water Cooler Rental July 2022	221818	261966_0722R	072.07.2022	20-224-220-52-5220-000C	12.00
	Drinking Water June 2022	221818	261982_0622W	072.07.2022	20-000-304-53-5302-000C	-0.50
	Water Cooler Rental July 2022	221818	261982_0722R	072.07.2022	20-000-304-52-5220-000C	6.00
	Water Cooler Rental July 2022	221818	261990_0722R	072.07.2022	20-000-112-52-5220-000C	6.00
					Vendor Total:	142.75
04609	Hawkins Inc.					
	Rice Chemicals	221834	6222292	072.07.2022	20-101-232-53-5335-000C	979.98
	Rice Chemicals	221834	6222297	072.07.2022	20-101-232-53-5335-000C	2,888.78
	North Side Pool Chemicals	221834	6222298	072.07.2022	20-101-231-53-5335-000C	1,889.53
	Rice Chemicals	221834	6228687	072.07.2022	20-101-232-53-5335-000C	1,424.50
	Azone	221993	6233697	074.07.2022	20-101-231-53-5335-000C	1,602.55

Fund **Description**
Vendor No **Vendor Name**

Line Item Description	Check No	Invoice Number	Batch Number	GL Account Number	Amount
Azone	221993	6233699	074.07.2022	20-101-232-53-5335-000C	1,793.82
Azone	222053	6247030	081.08.2022	20-101-231-53-5335-000C	1,529.24
Vendor Total:					12,108.40
04857 Official Finders, LLC					
Umpires 062022-062622	222005	10365	074.07.2022	20-221-223-52-5281-000C	840.00
Umpires 062022-062622	222005	10366	074.07.2022	20-221-223-52-5281-000C	2,070.00
Umpires	221941	10495	073.07.2022	20-221-223-54-5404-477C	7,475.00
Referees 062722-071022	222076	10530	081.08.2022	20-221-223-52-5281-000C	1,330.00
Referees 062722-070622	222076	10531	081.08.2022	20-221-223-52-5281-000C	700.00
Vendor Total:					12,415.00
04895 Quadient Leasing USA Inc.					
Postage Machine Lease	222008	N9499744	074.07.2022	20-224-220-52-5220-000C	244.26
Postage Machine Lease	222008	N9499744	074.07.2022	20-000-000-52-5220-000C	244.26
Vendor Total:					488.52
05068 Chicago Classic Coach LLC					
Trip to Germania Place on 4/28/22 Plus Tip	221807	23757	072.07.2022	20-220-304-52-5280-5522	799.00
Trip to Chicago on 5/11/22 Plus Tip	221807	23814	072.07.2022	20-220-304-52-5280-5522	1,109.00
Vendor Total:					1,908.00
05220 EVP Academies LLC					
Volleyball Camp	221917	2163	073.07.2022	20-220-203-52-5280-3305	1,437.48
Volleyball Camp	221917	2175	073.07.2022	20-220-203-52-5280-3305	1,372.14
Vendor Total:					2,809.62
05234 The Perfect Swing Inc.					
Football Helmets	221960	7034	073.07.2022	20-000-205-53-5353-000C	19,800.00
Summer Basketball Jerseys	221867	7055	072.07.2022	20-220-225-53-5301-4402	2,625.00
Rams Football Helmets	222017	7087	074.07.2022	20-221-222-53-5302-000C	15,840.00
Vendor Total:					38,265.00
05261 Hi Fi Events Inc.					
Sound and Lighting for Cream of Wheaton	221835	WPD062722	072.07.2022	20-000-416-52-5241-1905	8,000.00
Vendor Total:					8,000.00
05348 Illinois Youth Soccer Association					
2011 Academy Boys/2011 Academy Girls/2012	221837	063022	072.07.2022	20-220-204-52-5280-4457	1,950.00
Wheaton United 2005 & 2006 Academy Girls Tr	221997	071222	074.07.2022	20-220-204-52-5280-4457	1,950.00
Spring 2022 State Cup & Presidents Cup Registr	221997	072022	074.07.2022	20-220-204-52-5280-4457	975.00
IYSA 2007 Academy Girls Presidents Cup Tour	222057	072222	081.08.2022	20-220-204-52-5280-4457	975.00
Vendor Total:					5,850.00
05430 B1 & C1					
Lets Play Camps 2022	221885	PD62522	073.07.2022	20-220-203-52-5280-3361	2,822.40
Vendor Total:					2,822.40
05540 Performance Chemical & Supply					
Cleaning Supplies	221856	278325	072.07.2022	20-101-220-53-5316-000C	953.60
Body Wash	222077	279066	081.08.2022	20-101-232-53-5313-000C	225.40
Vendor Total:					1,179.00
05728 Central Irrigation Supply Inc.					
NS Pool Irrigation	221805	7671634-00	072.07.2022	20-101-231-53-5349-000C	134.48

Fund	Description	Vendor No	Vendor Name	Line Item Description	Check No	Invoice Number	Batch Number	GL Account Number	Amount
Vendor Total:									134.48
05748	G.A.G. Industries Inc.								
CAC Filters		221829	INV303845	072.07.2022	20-101-225-53-5313-0000				930.02
Vendor Total:									930.02
05765	Luetkehans, Phillip								
Services through 07/05/22		221844	61	072.07.2022	20-000-000-52-5207-0000				1,196.00
Vendor Total:									1,196.00
05819	Lincoln School PTA								
PTA Carnival Wristband Proceeds		222065	072022	081.08.2022	20-000-416-52-5241-1905				192.00
Vendor Total:									192.00
05826	Lowell School PTA								
PTA Carnival Wristband Proceeds		222067	072022	081.08.2022	20-000-416-52-5241-1905				264.00
Vendor Total:									264.00
05944	Rebel Athletic Inc.								
Wheaton Rams Cheerleading Uniforms		222009	SO-10804174	074.07.2022	20-221-221-53-5330-0000				10,534.00
Vendor Total:									10,534.00
06002	Youth Tech Inc								
Gaming for June Camps		221877	7337	072.07.2022	20-220-208-52-5280-8821				1,869.45
July Tech Camps		222026	7396	074.07.2022	20-220-208-52-5280-8821				1,692.90
Vendor Total:									3,562.35
06056	MacKinney, Elizabeth								
Halloween Happening Airbrush Tattoo Deposit f		221846	101422 Deposit	072.07.2022	20-220-209-52-5280-9920				280.00
Vendor Total:									280.00
06201	Young Sportsmens Soccer League								
Wheaton United Fall Registration		222024	071522	074.07.2022	20-220-204-52-5280-4457				16,950.00
Vendor Total:									16,950.00
06207	Pleasant Hill PTA								
PTA Carnival Wristband Proceeds		222078	072022	081.08.2022	20-000-416-52-5241-1905				93.00
Vendor Total:									93.00
06250	LRS Holdings LLC								
Rice Pool August 2022		222068	47783.3CC_	081.08.2022	20-222-232-52-5263-0000				57.78
Community Center August 2022		222068	47783.3CC_	081.08.2022	20-224-220-52-5263-0000				204.87
Manchester Park August 2022		222068	47783.4 PSC_	081.08.2022	20-000-000-52-5263-0000				37.60
Vendor Total:									300.25
06308	Westlake Hardware Inc								
Tools Stock		222094	12508546	081.08.2022	20-101-231-53-5345-0000				90.19
Insect Killer/S Hooks		222094	12508572	081.08.2022	20-101-231-53-5302-0000				33.82
Versa Hooks		222094	12608863	081.08.2022	20-101-232-53-5302-0000				21.55
Bulk Propane for RWB Concession Stand		222094	12608867	081.08.2022	20-221-223-53-5301-4776				41.20
Propane Cylinder for RWB Concession Stand		222094	12608868	081.08.2022	20-221-223-53-5301-4776				125.98
Door Stops Wedge		222094	12608878	081.08.2022	20-101-220-53-5313-0000				8.08
Tools		222094	12608883	081.08.2022	20-101-231-53-5345-0000				68.23
Rice Pool Supplies		222094	12608889	081.08.2022	20-101-232-53-5302-0000				41.70
Plumbing Supplies		222094	12608903	081.08.2022	20-101-232-53-5311-0000				58.76
Ant Traps		222094	12608903	081.08.2022	20-101-232-53-5302-0000				15.46

Fund **Description**
Vendor No **Vendor Name**

Line Item Description	Check No	Invoice Number	Batch Number	GL Account Number	Amount
Staples	222094	12608920	081.08.2022	20-101-232-53-5302-000C	28.78
Extension Cord	222094	12608926	081.08.2022	20-101-220-53-5312-000C	19.79
Pedestal Fan	222094	12608928	081.08.2022	20-101-232-53-5313-000C	53.99
Electrical Supplies	222094	12608932	081.08.2022	20-101-220-53-5312-000C	3.59
Insect Dust	222094	12608939	081.08.2022	20-101-232-53-5302-000C	26.98
Tools	222094	12608962	081.08.2022	20-101-232-53-5345-000C	30.58
Mouse Traps	222094	12608970	081.08.2022	20-101-232-53-5302-000C	30.19
Rice Concessions	222094	12608976	081.08.2022	20-101-232-53-5345-000C	45.00
Rice Concessions	222094	12608976	081.08.2022	20-101-232-53-5313-000C	73.57
Swivel Pulleys/Rigid Pulley	222094	12608987	081.08.2022	20-101-232-53-5302-000C	21.47
Toilet Bowl Cleaner	222094	12608988	081.08.2022	20-101-000-53-5313-000C	7.18
Swim Meet	222094	12608992	081.08.2022	20-101-232-53-5302-000C	49.60
Vendor Total:					895.69
06371 Center Ice Arena, LLC					
Spring Classes 1	221804	Spring 1 2022	072.07.2022	20-220-208-52-5280-8813	2,488.20
Spring Classes 2	221804	Spring 2 2022	072.07.2022	20-220-208-52-5280-8813	1,316.70
Winter Classes	221804	Winter 2022	072.07.2022	20-220-208-52-5280-8813	3,923.70
Vendor Total:					7,728.60
06491 Monroe Middle School PTA					
PTA Carnival Wristband Proceeds	222072	072022	081.08.2022	20-000-416-52-5241-1905	93.00
Vendor Total:					93.00
06509 Edison Middle School PTA					
PTA Carnival Wristband Proceeds	222041	072022	081.08.2022	20-000-416-52-5241-1905	87.00
Vendor Total:					87.00
06522 Yoshikawa, Max					
Mileage Reimbursement for June 2022	221876	063022	072.07.2022	20-222-232-54-5422-000C	39.31
Vendor Total:					39.31
06542 Peerless Network Inc					
Recreation 071522-081422	221853	97900018657_0822	072.07.2022	20-000-000-52-5262-000C	269.66
Vendor Total:					269.66
06619 KH Kim Taekwondo					
Taekwondo Classes - Fall 2021	221931	071222	073.07.2022	20-220-203-52-5280-3318	1,219.68
Vendor Total:					1,219.68
06630 Buckeye International Inc.					
Hand Soap and Folded Towels	221802	90426379	072.07.2022	20-350-302-53-5316-000C	1,099.60
Vendor Total:					1,099.60
06641 To The Next Level Inc.					
June Basketball/Softball Summer Camps	221869	001108	072.07.2022	20-220-203-52-5280-3343	2,316.60
Softball & Baseball Camps July 2022	222018	001109-1	074.07.2022	20-220-203-52-5280-3343	1,663.20
Camps Week of 071822-072222	222087	001110	081.08.2022	20-220-203-52-5280-3343	1,782.00
Vendor Total:					5,761.80
06674 Lingo Communications LLC					
Community Center 070422-080322	221843	960579_0822	072.07.2022	20-224-220-52-5262-000C	205.48
Lincoln Marsh 070422-080622	221843	960579_0822	072.07.2022	20-000-112-52-5262-000C	51.37
Mary Lubko Center 070422-080322	221843	960579_0822	072.07.2022	20-000-304-52-5262-000C	51.37
Programs 070422-080322	221843	960579_0822	072.07.2022	20-220-000-52-5262-000C	102.74
CAC 070422-080322	221843	960579_0822	072.07.2022	20-220-203-52-5262-000C	51.37

Fund **Description**
Vendor No **Vendor Name**

Line Item Description	Check No	Invoice Number	Batch Number	GL Account Number	Amount
Toohey/Safety City 070422-080322	221843	960579_0822	072.07.2022	20-000-000-52-5262-000C	51.37
Northside Pool 070422-080322	221843	960579_0822	072.07.2022	20-222-231-52-5262-000C	51.37
Vendor Total:					565.07
06689 Enge, Arin					
Tennis Classes Spring 2022	222043	072522	081.08.2022	20-220-203-52-5280-3335	5,247.00
Vendor Total:					5,247.00
06706 E.J. Rohn Company					
CAC Floor Mat Service	221823	1113312	072.07.2022	20-101-225-52-5211-0000	85.45
Vendor Total:					85.45
06731 Kornichuk, Karen					
Watercolor Classes Summer 2022	221933	071122	073.07.2022	20-220-305-52-5280-1021	118.80
Vendor Total:					118.80
06873 Joiner, Jeremy					
Coopertown Reimbursement	221930	20221136	073.07.2022	20-221-223-54-5405-4455	9,430.13
Vendor Total:					9,430.13
06928 Top Pick Sports Productions					
RWB Softball Sanction Group	222019	62322-Vlach	074.07.2022	20-221-223-52-5210-4211	1,220.00
Vendor Total:					1,220.00
06934 Foster & Son Fire Extinguishers, Inc.					
Wet Fire Extinguisher	221828	123723	072.07.2022	20-101-232-53-5313-000C	611.80
Vendor Total:					611.80
06978 Chicagoland Whistles Inc.					
06/25/2022 Basketball Referee	221808	1392	072.07.2022	20-220-225-52-5280-4402	306.00
Basketball Referee	221977	1398	074.07.2022	20-220-225-52-5280-4402	442.00
Vendor Total:					748.00
06985 Floods Royal Flush Inc.					
Portable Units Cream of Wheaton May/June 202	221989	I13557	074.07.2022	20-000-416-52-5241-1905	2,640.00
Portable Units Cream of Wheaton Memorial Parl	221989	I14108	074.07.2022	20-000-416-52-5241-1905	4,700.00
Portable Units Wheaton Wings May 2022	221989	I14413	074.07.2022	20-220-204-52-5280-4465	700.00
Portable Units Atten Park BBSB June 2022	221989	I14492	074.07.2022	20-221-223-52-5210-4211	250.00
Portable Units BBSB Atten Park June 2022	221989	I14493	074.07.2022	20-221-223-52-5210-4211	250.00
Portable Units Atten Park July 2022	221989	I14494	074.07.2022	20-221-223-52-5210-4211	250.00
Portable Units May 2022	221919	I15015	073.07.2022	20-221-223-52-5210-4211	2,350.00
Portable Units May 2022	221919	I15015	073.07.2022	20-220-204-52-5280-4457	100.00
Portable Units May 2022	221919	I15015	073.07.2022	20-220-204-52-5280-4454	750.00
Portable Units May 2022	221919	I15015	073.07.2022	20-220-204-52-5280-4453	400.00
Portable Units May 2022	221919	I15015	073.07.2022	20-000-000-52-5210-000C	600.00
Portable Units RWB Graf Park June 2022	221989	I15673	074.07.2022	20-221-223-52-5210-4211	900.00
Portable Units June 2022	221919	I15838	073.07.2022	20-000-000-52-5210-000C	600.00
Portable Units June 2022	221919	I15838	073.07.2022	20-220-204-52-5280-4457	100.00
Portable Units June 2022	221919	I15838	073.07.2022	20-221-223-52-5210-4211	2,350.00
Portable Units June 2022	221919	I15838	073.07.2022	20-220-204-52-5280-4454	750.00
Portable Units June 2022	221919	I15838	073.07.2022	20-220-204-52-5280-4453	400.00
Portable Units Graf Park July 2022	221989	I16117	074.07.2022	20-221-223-52-5210-4211	200.00
Vendor Total:					18,290.00
07007 Winning Teams by Nissel LLC					
Football Hand Pumps and Socks	221969	16259	073.07.2022	20-221-222-53-5302-000C	679.00

Fund Description
Vendor No Vendor Name

Line Item	Description	Check No	Invoice Number	Batch Number	GL Account Number	Amount
Vendor Total:						679.00
07067	Keller, Rudolph J					
	Reimbursement of Scrimmage Vests	221998	072022	074.07.2022	20-220-204-53-5301-4457	990.00
Vendor Total:						990.00
07069	Hershey Creamery Company					
	Concession Ice Cream	221927	INVE0017997747	073.07.2022	20-222-232-53-5328-0000	1,279.26
Vendor Total:						1,279.26
07074	American Soccer Co Inc					
	Wings Academy T-Shirts	221795	1641450 SO	072.07.2022	20-220-204-53-5301-4457	1,650.00
	Credit for Wings Academy T-Shirts	221795	59849 CO	072.07.2022	20-220-204-53-5301-4457	-700.00
Vendor Total:						950.00
07076	DiSerio, Alex					
	Mileage Reimbursement for June 2022	221820	063022	072.07.2022	20-350-302-54-5422-0000	10.30
Vendor Total:						10.30
07080	O'Donnell Waldron, Jillien					
	Softball Pitching Classes	221851	061222	072.07.2022	20-221-223-52-5210-4211	600.00
Vendor Total:						600.00
07085	Cleary Alman, Janet					
	Reimbursement - Wheaton United League Fees	221979	070722	074.07.2022	20-220-204-52-5280-4457	2,105.56
	Reimbursement for Tournament Fee - 2007 Acac	222035	072122	081.08.2022	20-220-204-52-5280-4457	877.78
Vendor Total:						2,983.34
07087	David, Paul					
	Tournament Game Fee Reimbursement	221985	070422	074.07.2022	20-221-223-54-5405-4455	463.50
Vendor Total:						463.50
Fund Total:						317,679.85
21	Special Recreation					
01034	WESTERN DUPAGE SPECIAL					
	First Payment to WDSRA for Tax Levy Receipts	222022	072122	074.07.2022	21-000-000-57-5790-0000	478,194.42
Vendor Total:						478,194.42
Fund Total:						478,194.42
22	Cosley Zoo					
00068	AT&T Mobility					
	234-9679 Cosley Tablet 9 061822-071722	222029	877051597_0722	081.08.2022	22-501-000-52-5265-0000	30.78
	234-0136 Cosley Tablet 16 061822-071722	222029	877051597_0722	081.08.2022	22-501-000-52-5265-0000	30.78
	779-8546 Cosley Tablet 17 061822-071722	222029	877051597_0722	081.08.2022	22-501-000-52-5265-0000	30.78
Vendor Total:						92.34
00192	City of Wheaton					
	Cosley Uncorked Class F License	221902	071322	073.07.2022	22-220-206-53-5301-6690	50.00
	Cosley Welcome Center 070122-093022	221811	WH6204_0922	072.07.2022	22-501-000-52-5211-0000	255.00
	Cosley Zoo White Barn 070122-093022	221811	WH6323_0922	072.07.2022	22-501-000-52-5211-0000	255.00
	Cosley Zoo Kiebler Barn 070122-093022	221811	WH6678_0922	072.07.2022	22-501-000-52-5211-0000	255.00
	Cosley Zoo/Chicken House 070122-093022	221811	WH6936_0922	072.07.2022	22-501-000-52-5211-0000	255.00
	Cosley Zoo Bobcat Exhibit 070122-093022	221811	WH6945_0922	072.07.2022	22-501-000-52-5211-0000	255.00

Fund **Description**
Vendor No **Vendor Name**

Line Item	Description	Check No	Invoice Number	Batch Number	GL Account Number	Amount
Vendor Total:						1,325.00
00193	City of Wheaton					
	Cosley Welcome Center 060722-070622	221978	0067810100_0722	074.07.2022	22-501-000-52-5264-000C	35.88
	Cosley Zoo 060722-070622	221978	0310000100_0722	074.07.2022	22-501-000-52-5264-000C	135.05
	Cosley Zoo 060722-070622	221978	0310000200_0722	074.07.2022	22-501-000-52-5264-000C	559.85
	Cosley Bobcat 060722-070622	221978	0310000300_0722	074.07.2022	22-501-000-52-5264-000C	259.08
Vendor Total:						989.86
00240	Duchaj Bros.					
	150 Bales Hay	221822	062922	072.07.2022	22-501-000-53-5339-000C	1,012.50
Vendor Total:						1,012.50
00282	Fischer, Natasha					
	Mileage Reimbursement for 7/14/22	221988	071422	074.07.2022	22-220-206-53-5301-6651	11.88
Vendor Total:						11.88
00417	Constellation NewEnergy Inc					
	Cosley Welcome Center 061522-071522	221984	0793155067_0722	074.07.2022	22-501-000-52-5260-000C	98.62
	Cosley Zoo 061522-071522	221984	8519798002_0722	074.07.2022	22-501-000-52-5260-000C	846.69
Vendor Total:						945.31
00437	Reedy Equipment Services Inc.					
	Ice Machine Rental	222011	0424590	074.07.2022	22-501-000-52-5220-000C	39.67
Vendor Total:						39.67
00550	Legrand, Laura					
	Mileage Reimbursement for June 2022	222064	063022	081.08.2022	22-501-000-54-5422-000C	21.06
Vendor Total:						21.06
00680	Northern Illinois Gas Company					
	Cosley Zoo 061722-071922	222075	3015221000_0722	081.08.2022	22-501-000-52-5261-000C	31.09
	Cosley Welcome Center 061722-071922	222075	3615221000_0722	081.08.2022	22-501-000-52-5261-000C	24.25
	Cosley Zoo 061422-071922	222075	5450490000_0722	081.08.2022	22-501-000-52-5261-000C	62.31
Vendor Total:						117.65
00738	CTM Group Inc.					
	Reimbursement of 75% of Souvenir Penny Sales	221817	JUN22PENJE30-12	072.07.2022	22-501-000-54-5433-000C	124.88
Vendor Total:						124.88
01043	Wheaton Sanitary District					
	Cosley Zoo 060722-070622	222095	026475000_0722	081.08.2022	22-501-000-52-5264-000C	57.93
	Cosley Zoo 060722-070622	222095	026477000_0722	081.08.2022	22-501-000-52-5264-000C	298.91
	Cosley Welcome Ctr 060722-070622	222095	027965000_0722	081.08.2022	22-501-000-52-5264-000C	17.08
	Bobcat Exhibit 060722-070622	222095	049516000_0722	081.08.2022	22-501-000-52-5264-000C	143.70
Vendor Total:						517.62
01082	Young's Grain Farms					
	168 Bales of Straw	222025	594565	074.07.2022	22-501-000-53-5336-000C	714.00
Vendor Total:						714.00
02812	Blue Sky Marketing Group Ltd.					
	Summer Programming and Staff Shirts	221975	38346	074.07.2022	22-220-206-53-5301-6662	324.00
Vendor Total:						324.00
03754	Comcast Cable					

Fund **Description**
Vendor No **Vendor Name**

Line Item Description	Check No	Invoice Number	Batch Number	GL Account Number	Amount
Cosley Zoo 071122-081022	221904	87712047625845_08	073.07.2022	22-501-000-52-5262-000C	111.85
				Vendor Total:	111.85
04296 Culligan DuPage Soft Water Service Inc					
Drinking Water June 2022	221818	261974_0622W	072.07.2022	22-501-000-52-5220-000C	156.75
Water Cooler Rental July 2022	221818	261974_0722R	072.07.2022	22-501-000-52-5220-000C	6.00
				Vendor Total:	162.75
04885 American Septic Service Inc.					
Pump Settling Basins	221794	062822	072.07.2022	22-501-000-52-5210-000C	450.00
				Vendor Total:	450.00
05050 Wheaton Mulch Inc.					
Sand and Mulch for Raptors	221873	22-1246	072.07.2022	22-501-000-53-5349-000C	810.00
Sand and Mulch for Raptors	221873	22-1348	072.07.2022	22-501-000-53-5349-000C	82.00
Topsoil for Raccoon Yard	222023	22-3599	074.07.2022	22-501-000-53-5331-000C	63.00
				Vendor Total:	955.00
05352 Karnstedt, Jackie					
Mileage Reimbursement 06/28/22-07/05/22	221842	070522	072.07.2022	22-220-206-53-5301-6651	30.48
Mileage Reimbursement 07/21/22	222062	072122	081.08.2022	22-220-206-53-5301-6651	12.50
				Vendor Total:	42.98
05667 Christensen, Ginny					
Mileage Reimbursement for June 2022	221809	063022	072.07.2022	22-501-000-54-5422-000C	21.06
				Vendor Total:	21.06
05894 Divine Signs Inc					
Temporary Lynx Signs	221986	38867	074.07.2022	22-501-000-54-5426-000C	213.70
Printing of Lynx Signs	222040	38867A	081.08.2022	22-501-000-54-5426-000C	28.60
				Vendor Total:	242.30
06250 LRS Holdings LLC					
Cosley Zoo August 2022	222068	47783.2 CZ_	081.08.2022	22-501-000-52-5263-000C	133.90
				Vendor Total:	133.90
06308 Westlake Hardware Inc					
Zoo Sign	222094	12508626	081.08.2022	22-501-000-53-5313-000C	12.59
				Vendor Total:	12.59
06542 Peerless Network Inc					
Cosley 071522-081422	221853	97900018657_0822	072.07.2022	22-501-000-52-5262-000C	53.93
				Vendor Total:	53.93
06674 Lingo Communications LLC					
Cosley 070422-080322	221843	960579_0822	072.07.2022	22-501-000-52-5262-000C	102.74
				Vendor Total:	102.74
06797 W A Management, Inc.					
Brick Paver Repairs	221966	INV-24589	073.07.2022	22-501-000-52-5210-000C	760.00
				Vendor Total:	760.00
06902 Grayslake Feed Sales, Inc.					
Animal Bedding	221924	48811	073.07.2022	22-501-000-53-5336-000C	185.30
Animal Feed	221924	48811	073.07.2022	22-501-000-53-5339-000C	517.52
Animal Feed	221924	53827	073.07.2022	22-501-000-53-5339-000C	354.34

Fund **Description**
Vendor No **Vendor Name**

Line Item Description	Check No	Invoice Number	Batch Number	GL Account Number	Amount
Animal Bedding	221924	53827	073.07.2022	22-501-000-53-5336-000C	251.30
Bagged Feed	221833	54069	072.07.2022	22-501-000-53-5339-000C	109.88
Bagged Feed	221990	56282	074.07.2022	22-501-000-53-5339-000C	451.88
Animal Bedding	221990	56282	074.07.2022	22-501-000-53-5336-000C	223.00
Vendor Total:					2,093.22
06974 Jaudes, Daniel					
Trim Equine Feet	222059	072722	081.08.2022	22-501-000-52-5210-000C	180.00
Vendor Total:					180.00
Fund Total:					11,558.09
23 Liability					
00725 Park District Risk Mgmt Agency					
Property Insurance Premium for June 2022	221942	0622023	073.07.2022	23-000-000-52-5270-000C	10,798.06
Public Liability Insurance Premium for June 202	221942	0622023	073.07.2022	23-000-000-52-5271-000C	5,268.83
Workers Comp Insurance Premium for June 202	221942	0622023	073.07.2022	23-000-000-52-5273-000C	15,961.60
Employment Practice Insurance Premium for Jur	221942	0622023	073.07.2022	23-000-000-52-5276-000C	1,832.72
Pollution Insurance Premium for June 2022	221942	0622023	073.07.2022	23-000-000-52-5277-000C	321.07
Vendor Total:					34,182.28
06940 Advocate Health and Hospitals Corporation					
Inv# 813753	221973	813753	074.07.2022	23-418-000-52-5208-000C	195.00
Inv# 814753	221973	814753	074.07.2022	23-418-000-52-5208-000C	185.00
Inv# 827122	221973	827122	074.07.2022	23-418-000-52-5208-000C	185.00
Inv# 828076	221973	828076	074.07.2022	23-418-000-52-5208-000C	888.00
Inv# 828559	221973	828559	074.07.2022	23-418-000-52-5208-000C	189.00
Inv# 828683	221973	828683	074.07.2022	23-418-000-52-5208-000C	121.00
Vendor Total:					1,763.00
Fund Total:					35,945.28
24 Audit					
07051 AssetWorks Risk Management Inc.					
Annual Fixed Asset Software 070122-063023	221884	AMP-545	073.07.2022	24-000-000-52-5203-000C	3,700.00
Vendor Total:					3,700.00
Fund Total:					3,700.00
40 Capital Projects					
00057 Armbrust Plumbing & Air Conditioning Inc.					
CC Shower Water Repairs	221797	34941844	072.07.2022	40-800-846-53-5393-000C	15,888.67
Vendor Total:					15,888.67
00275 Faulks Bros. Construction Inc.					
Franklin Field Renovation	222044	371710	081.08.2022	40-101-000-53-5349-000C	3,802.64
Franklin Field Renovation	222044	371733	081.08.2022	40-101-000-53-5349-000C	3,667.44
Franklin Field Renovation	222044	371740	081.08.2022	40-101-000-53-5349-000C	3,818.18
Franklin Field Renovation	222044	371748	081.08.2022	40-101-000-53-5349-000C	3,875.68
Franklin Field Renovation	222044	371749	081.08.2022	40-101-000-53-5349-000C	3,790.21
Franklin Field Renovation	222044	371853	081.08.2022	40-101-000-53-5349-000C	3,651.90
Franklin Field Renovation	222044	371964	081.08.2022	40-101-000-53-5349-000C	3,782.44
Vendor Total:					26,388.49
00277 Federal Express Corporation					
Conservation Grant	221987	7-810-87069	074.07.2022	40-000-000-52-5224-000C	41.21

Fund **Description**
Vendor No **Vendor Name**

Line Item	Description	Check No	Invoice Number	Batch Number	GL Account Number	Amount
Vendor Total:						41.21
00311	Game Time					
	Kelly Park Playground Equipment	222049	PJI-0188531	081.08.2022	40-800-820-57-5701-000C	155,097.16
Vendor Total:						155,097.16
00415	The Conservation Foundation					
	Monthly Lease	221865	12868	072.07.2022	40-000-000-57-5701-000C	295.00
	LM Acquisition	221958	12879	073.07.2022	40-000-000-52-5207-000C	207.50
Vendor Total:						502.50
00617	MENARDS GLENDALE HEIGHTS					
	Double Hung Windows Return	221937	87743	073.07.2022	40-000-188-57-5706-000C	-638.10
	Gravity Rail	221937	92611	073.07.2022	40-000-188-57-5706-000C	921.02
Vendor Total:						282.92
00717	Paddock Publications Inc., The Daily Herald					
	Bid Notice Fall Asphalt/Toohey Roof/Memorial	221852	219237	072.07.2022	40-000-000-54-5428-000C	554.30
Vendor Total:						554.30
00764	Prairie Material					
	GT Wave	221947	890483904	073.07.2022	40-000-188-57-5706-000C	444.50
	Gravity Rail	222080	890604756	081.08.2022	40-000-188-57-5706-000C	902.50
Vendor Total:						1,347.00
00799	CCS Contractor Equipment & Supply Inc.					
	Gravity Rail Installation	221898	260744	073.07.2022	40-000-188-57-5706-000C	175.86
	Gravity Rail Installation	221898	261174	073.07.2022	40-000-188-57-5706-000C	213.95
	Gravity Rail	221976	261978	074.07.2022	40-000-188-57-5706-000C	323.78
Vendor Total:						713.59
02798	Williams Architects					
	CC Interior	222098	0021108	081.08.2022	40-800-846-57-5701-000C	2,493.26
Vendor Total:						2,493.26
03208	Core & Main LP					
	Supplies	221911	R147292	073.07.2022	40-101-000-53-5302-000C	59.34
	Supplies	221911	R170397	073.07.2022	40-101-000-53-5302-000C	120.92
Vendor Total:						180.26
04036	Bronze Memorial Company					
	Memorial Plaque	221895	707534	073.07.2022	40-101-000-53-5338-000C	162.16
Vendor Total:						162.16
05319	Rotary Club of Central DuPage AM					
	Quarterly Dues 070122-093022	222012	0760	074.07.2022	40-000-000-54-5425-000C	161.00
Vendor Total:						161.00
05747	Landscape Material & Firewood Sales Inc.					
	Gravity Rail	222000	300067256	074.07.2022	40-000-188-57-5706-000C	314.00
	Washed Gravel	222000	300067256	074.07.2022	40-101-000-53-5349-000C	80.00
	Franklin Field Renovation	222063	300067502	081.08.2022	40-101-000-53-5349-000C	2,764.80
	Franklin Field Limestone	222063	300067560	081.08.2022	40-101-000-53-5349-000C	102.00
	Gravity Rail	222063	300067560	081.08.2022	40-000-188-57-5706-000C	594.00
Vendor Total:						3,854.80

Fund **Description**
Vendor No **Vendor Name**

Line Item	Description	Check No	Invoice Number	Batch Number	GL Account Number	Amount
05875	Day Robert & Morrison P.C.					
Gary Easement		221913	33548	073.07.2022	40-000-000-52-5207-000C	313.50
Vendor Total:						313.50
05912	Bedrock Earthscapes LLC					
Landscape Maintenance June 2022		221889	1936	073.07.2022	40-000-000-52-5210-000C	3,900.00
Vendor Total:						3,900.00
06308	Westlake Hardware Inc					
Gravity Rail		222094	12508607	081.08.2022	40-000-188-57-5706-000C	13.66
Gravity Rail		222094	12608991	081.08.2022	40-000-188-57-5706-000C	52.71
Vendor Total:						66.37
06578	Morrow, Brian					
Mileage Reimbursement for June 2022		221849	063022	072.07.2022	40-000-000-54-5422-000C	60.84
Vendor Total:						60.84
06838	Klein and Hoffman, Inc.					
Rice Pool Filter Room		221932	2022060150	073.07.2022	40-800-846-57-5701-000C	2,600.00
Vendor Total:						2,600.00
06848	Red Feather Group					
Viewing Deck		221949	0021213	073.07.2022	40-800-813-57-5701-000C	24,000.00
Deer Deck		221949	0021213	073.07.2022	40-800-813-57-5701-000C	19,500.00
Vendor Total:						43,500.00
07017	Springer, Michele					
Mileage Reimbursement May/June 2022		221862	May/June 22	072.07.2022	40-000-000-54-5422-000C	15.79
Vendor Total:						15.79
07082	Krzyzewski, Dave					
Reimbursement Commemorative Stones		221934	071322	073.07.2022	40-101-000-53-5338-000C	27.24
Vendor Total:						27.24
Fund Total:						258,151.06
60	Golf Fund					
00007	Aramark					
Inv# 6020020870 Restaurant Linen		221882	6020020870	073.07.2022	60-612-902-52-5222-000C	107.31
Inv# 6020020870 Banquet Linen		221882	6020020870	073.07.2022	60-612-901-52-5222-000C	494.78
Inv# 6022023338 Restaurant Linen		221882	6020023338	073.07.2022	60-612-902-52-5222-000C	107.31
Inv# 6022023338 Banquet Linen		221882	6020023338	073.07.2022	60-612-901-52-5222-000C	503.50
Inv# 6020025632 Restaurant Linen		221882	6020025632	073.07.2022	60-612-902-52-5222-000C	107.31
Inv# 6020025632 Banquet Linen		221882	6020025632	073.07.2022	60-612-901-52-5222-000C	442.18
Vendor Total:						1,762.39
00032	Alpha Graphics					
Mother's Day Poster		221793	168290	072.07.2022	60-612-415-54-5426-000C	35.00
Vendor Total:						35.00
00041	Anderson Lock					
Inv# 1096091		221881	11096091	073.07.2022	60-000-000-53-5334-000C	742.00
Vendor Total:						742.00
00057	Armbrust Plumbing & Air Conditioning Inc.					
Inv# 39326611		221883	39326611	073.07.2022	60-000-000-53-5311-0000	3,945.00

Fund **Description**
Vendor No **Vendor Name**

Line Item	Description	Check No	Invoice Number	Batch Number	GL Account Number	Amount
Vendor Total:						3,945.00
00068	AT&T Mobility					
240-0783	Hot Spot 4 AGC 061822-071722	222029	877051597_0722	081.08.2022	60-000-000-52-5265-000C	43.23
957-8730	A. Bendy 061822-071722	222029	877051597_0722	081.08.2022	60-000-000-52-5265-000C	73.87
520-5201	AGC Tablet 13 061822-071722	222029	877051597_0722	081.08.2022	60-000-000-52-5265-000C	30.78
520-5473	AGC Tablet 14 061822-071722	222029	877051597_0722	081.08.2022	60-000-000-52-5265-000C	30.78
871-4196	AGC Tablet 15 061822-071722	222029	877051597_0722	081.08.2022	60-000-000-52-5265-000C	30.78
Vendor Total:						209.44
00125	Black Gold Septic Inc					
Inv# 34439		221890	34439	073.07.2022	60-000-000-52-5263-000C	425.00
Inv# 34543		221890	34543	073.07.2022	60-611-000-52-5210-0000	700.00
Vendor Total:						1,125.00
00135	Bojo Turf Supply Inc.					
Nozzles		221891	66822	073.07.2022	60-601-000-53-5343-000C	280.14
Vendor Total:						280.14
00160	Cable Plus Inc.					
Inv# 1056794		221896	1056794	073.07.2022	60-000-000-53-5312-000C	1,740.00
Vendor Total:						1,740.00
00179	Chicagoland Turf					
August T-Pass		222033	080122	081.08.2022	60-601-000-53-5335-000C	18,092.55
Finale XT Herbicide		221901	INV92802	073.07.2022	60-601-000-53-5335-000C	300.00
Bent Special		221901	INV93067	073.07.2022	60-601-000-53-5335-000C	517.60
Vendor Total:						18,910.15
00187	Christensen, Robert					
Mileage Reimbursement for June 2022		221810	063022	072.07.2022	60-000-000-54-5422-000C	73.71
Vendor Total:						73.71
00192	City of Wheaton					
June Board Meeting		221811	510976	072.07.2022	60-000-000-54-5401-000C	101.66
Vendor Total:						101.66
00193	City of Wheaton					
AGC Clubhouse 060822-070722		221978	0293553000_0722	074.07.2022	60-000-000-52-5264-000C	1,092.56
AGC Maintenance Building 060822-070722		221978	0293553100_0722	074.07.2022	60-000-000-52-5264-000C	134.86
AGC Chemical Building 060822-070722		221978	0293553200_0722	074.07.2022	60-000-000-52-5264-000C	198.06
Vendor Total:						1,425.48
00199	Cleveland Golf/SRIXON					
Spring Ball Order		221813	7022170 SO	072.07.2022	60-000-000-14-1432-000C	397.80
Vendor Total:						397.80
00269	Euclid Beverage					
Inv# W-2919371 Beer		221825	W-2919371	072.07.2022	60-000-000-14-1412-000C	2,663.60
Inv# W-2927219 Beer		221825	W-2927219	072.07.2022	60-000-000-14-1412-000C	1,475.60
Inv# W-2930357 Beer		221916	W-2930357	073.07.2022	60-000-000-14-1412-000C	3,407.65
Inv# W-2921940 Beer		221825	W2921940	072.07.2022	60-000-000-14-1412-000C	4,344.45
Vendor Total:						11,891.30
00289	Footjoy					
Floral Lsl TF Green		222048	913850085	081.08.2022	60-000-000-14-1431-000C	1,873.73

Fund **Description**
Vendor No **Vendor Name**

Line Item Description	Check No	Invoice Number	Batch Number	GL Account Number	Amount
Vendor Total:					1,873.73
00293 Fortune Fish Company					
Inv# 173752 Seafood	221920	173752	073.07.2022	60-000-000-14-1411-0000	514.73
Inv# 177146 General Grocery	221920	177146	073.07.2022	60-000-000-14-1415-0000	220.36
Inv# 177146 Seafood	221920	177146	073.07.2022	60-000-000-14-1411-0000	969.54
Inv# 181715 Seafood	221920	181715	073.07.2022	60-000-000-14-1411-0000	278.76
Inv# 183843 General Grocery	221920	183843	073.07.2022	60-000-000-14-1415-0000	195.44
Inv# 183843 Seafood	221920	183843	073.07.2022	60-000-000-14-1411-0000	576.35
Inv# 187653 General Grocery	221920	187653	073.07.2022	60-000-000-14-1415-0000	326.36
Inv# 187653 Seafood	221920	187653	073.07.2022	60-000-000-14-1411-0000	168.90
Inv# 191258 Seafood	221920	191258	073.07.2022	60-000-000-14-1411-0000	578.50
Inv# 191258 General Grocery	221920	191258	073.07.2022	60-000-000-14-1415-0000	442.36
Inv# 202504 Seafood	221920	202504	073.07.2022	60-000-000-14-1411-0000	335.85
Vendor Total:					4,607.15
00323 Government Navigation Group					
Consulting Services June 2022	221923	1679	073.07.2022	60-000-000-52-5205-0000	1,333.34
Vendor Total:					1,333.34
00334 Gordon Food Service					
Inv# 753225566 General Grocery	221922	753225566	073.07.2022	60-000-000-14-1415-0000	39.99
Inv# 753225755 General Grocery	221922	753225755	073.07.2022	60-000-000-14-1415-0000	21.98
Inv# 753225755 Dairy	221922	753225755	073.07.2022	60-000-000-14-1414-0000	20.97
Inv# 753226150 Produce	221922	753226150	073.07.2022	60-000-000-14-1413-0000	14.98
Inv# 770247382 Dairy	221922	770247382	073.07.2022	60-000-000-14-1414-0000	13.47
Inv# 960072890 General Grocery	221922	960072890	073.07.2022	60-000-000-14-1415-0000	86.65
Inv# 960072890 Non-Alcoholic Beverages	221922	960072890	073.07.2022	60-000-000-14-1416-0000	140.13
Inv# 960073136 General Grocery	221922	960073136	073.07.2022	60-000-000-14-1415-0000	341.03
Inv# 960073136 Banquet Supplies	221922	960073136	073.07.2022	60-612-901-53-5390-0000	454.81
Inv# 960073136 Meat	221922	960073136	073.07.2022	60-000-000-14-1411-0000	469.36
Inv# 960073226 Banquet Supplies	221922	960073226	073.07.2022	60-612-901-53-5390-0000	83.87
Inv# 960073226 Meat	221922	960073226	073.07.2022	60-000-000-14-1411-0000	29.62
Inv# 960073381 Restaurant Supplies	221922	960073381	073.07.2022	60-612-902-53-5388-0000	258.45
Inv# 960073381 Meat	221922	960073381	073.07.2022	60-000-000-14-1411-0000	80.59
Inv# 960073437 Non-Alcoholic Beverages	221922	960073437	073.07.2022	60-000-000-14-1416-0000	420.39
Inv# 960073437 General Grocery	221922	960073437	073.07.2022	60-000-000-14-1415-0000	115.90
Inv# 960073437 Dairy	221922	960073437	073.07.2022	60-000-000-14-1414-0000	46.62
Inv# 960073623 General Grocery	221922	960073623	073.07.2022	60-000-000-14-1415-0000	86.88
Inv# 960073623 Meat	221922	960073623	073.07.2022	60-000-000-14-1411-0000	55.68
Inv# 960073834 Meat	221922	960073834	073.07.2022	60-000-000-14-1411-0000	52.11
Vendor Total:					2,833.48
00335 W W Grainger Inc					
Parts	221967	9351503256	073.07.2022	60-000-000-53-5311-0000	55.00
Bearings for Fan	221871	9353538110	072.07.2022	60-601-000-53-5315-0000	108.36
Vendor Total:					163.36
00386 Hagg Press Inc					
Business Cards	221925	115820	073.07.2022	60-612-000-53-5302-0000	45.40
Business Cards	221925	115820	073.07.2022	60-612-000-53-5302-0000	45.40
Vendor Total:					90.80
00395 Harris Motor Sports Inc					
Inv# 02-318921	222051	02-318921	081.08.2022	60-601-000-53-5315-0000	158.90
Inv# 02-319726	222051	02-319726	081.08.2022	60-601-000-53-5315-0000	197.16
Inv# 02-319772	222051	02-319772	081.08.2022	60-601-000-53-5315-0000	519.63

Fund **Description**
Vendor No **Vendor Name**

Line Item Description	Check No	Invoice Number	Batch Number	GL Account Number	Amount
Vendor Total:					875.69
00417 Constellation NewEnergy Inc					
Orchard Gate 061322-071322	221909	0051046274_0722	073.07.2022	60-000-000-52-5260-000C	23.47
AGC Clubhouse 061322-071322	221909	0581101000_0722	073.07.2022	60-000-000-52-5260-000C	74.96
AGC Clubhouse 061422-071322	221909	6414622009_0722	073.07.2022	60-000-000-52-5260-000C	6,703.74
Vendor Total:					6,802.17
00419 Consumers Packing Co.					
Inv# 386163 Meat	221816	386163	072.07.2022	60-000-000-14-1411-0000	4,344.17
Inv# 386246 Meat	221910	386246	073.07.2022	60-000-000-14-1411-0000	1,784.03
Inv# 386391 Meat	221910	386391	073.07.2022	60-000-000-14-1411-0000	1,385.88
Inv# 386561 Meat	221910	386561	073.07.2022	60-000-000-14-1411-0000	2,221.64
Inv# 386637 Meat	221910	386637	073.07.2022	60-000-000-14-1411-0000	2,764.49
Inv# 386771 Meat	221910	386771	073.07.2022	60-000-000-14-1411-0000	2,097.54
Vendor Total:					14,597.75
00475 Constellation Newenergy Gas Division LLC					
AGC Clubhouse June 2022	221908	2400503855_0622	073.07.2022	60-000-000-52-5261-000C	623.78
Vendor Total:					623.78
00578 LOUIS GLUNZ WINES INC.					
Inv# G-1714412 Wine	221935	G-1714412	073.07.2022	60-000-000-14-1412-000C	172.00
Vendor Total:					172.00
00615 MENARDS WEST CHICAGO					
Inv# 54114	222002	54114	074.07.2022	60-000-000-53-5313-000C	97.92
Inv# 54368	222002	54368	074.07.2022	60-000-000-53-5313-000C	101.40
Inv# 54501	222002	54501	074.07.2022	60-000-000-53-5313-000C	9.88
Hardware for the Cart Bridge Planks	222070	55043	081.08.2022	60-601-000-52-5210-000C	51.03
Vendor Total:					260.23
00675 Nels J. Johnson Tree Experts Inc					
Emerald Ash Borer Treatment	221938	11136751	073.07.2022	60-601-000-54-5419-000C	1,235.00
Vendor Total:					1,235.00
00680 Northern Illinois Gas Company					
AGC Maintenance Building 061322-071322	222003	1106501000_0722	074.07.2022	60-000-000-52-5261-000C	159.64
Vendor Total:					159.64
00742 Pepsi Beverages Company					
Inv# 32261103 Non-Alcoholic Beverages	221944	32261103	073.07.2022	60-000-000-14-1416-000C	1,311.91
Inv# 79347216 Non-Alcoholic Beverages	222006	79347216	074.07.2022	60-000-000-14-1416-000C	2,447.31
Vendor Total:					3,759.22
00783 Randall Pressure Systems Inc					
Inv# I-48295-0	222081	I-48295-0	081.08.2022	60-601-000-53-5315-000C	198.55
Vendor Total:					198.55
00792 Reinders Inc					
LTC Timing Mechanism and Core Charge	221857	1917226-00	072.07.2022	60-601-000-53-5343-000C	1,377.73
Refund of Core Charge	221857	1917260-00	072.07.2022	60-601-000-53-5343-000C	-686.46
Pigtails Sequencer for Fountain 9 South	221857	4068561-00	072.07.2022	60-601-000-53-5343-000C	163.75
Inv# 6008833-01 Ties	221857	6008833-01	072.07.2022	60-601-000-53-5315-000C	551.81
Inv# 6012161-01 Atomic Blade	221857	6012161-01	072.07.2022	60-601-000-53-5315-000C	251.62
Inv# 6013727-00 Cable Accelerator	221857	6013727-00	072.07.2022	60-601-000-53-5315-000C	89.36

Fund **Description**
Vendor No **Vendor Name**

Line Item Description	Check No	Invoice Number	Batch Number	GL Account Number	Amount
Inv# 6014196-00 Washer/Ring/End Rod	221857	6014196-00	072.07.2022	60-601-000-53-5315-000C	244.68
Inv# 6014658-00 Bearing Wheel/Sensor	221857	6014658-00	072.07.2022	60-601-000-53-5315-000C	236.53
Inv# 6014745-00 Bracket Mount	221857	6014745-00	072.07.2022	60-601-000-53-5315-000C	20.90
Inv# 6015051-00 Nut Lock/Motor Wheel	221857	6015051-00	072.07.2022	60-601-000-53-5315-000C	1,007.06
Vendor Total:					3,256.98
00825 Russo Hardware Inc					
Inv# SPI11169667	222013	SPI11169667	074.07.2022	60-601-000-53-5315-000C	49.11
Vendor Total:					49.11
00841 Schamberger Bros. Inc.					
Inv# 0000440852 Beer	221951	0000440852	073.07.2022	60-000-000-14-1412-000C	285.25
Inv# 0000440944 Beer	221951	0000440944	073.07.2022	60-000-000-14-1412-000C	463.00
Inv# 0000441050 Beer	221951	0000441050	073.07.2022	60-000-000-14-1412-000C	780.50
Vendor Total:					1,528.75
00852 Shamrock Garden Florist					
Inv# 315406 Event Floral	221952	315406/1	073.07.2022	60-612-901-52-5292-000C	615.00
Vendor Total:					615.00
00874 Southern Glazer's Wine And Spirits, LLC					
Inv# 4279648 Liquor	221861	4279648	072.07.2022	60-000-000-14-1412-000C	1,135.03
Inv# 4289163 Liquor	221953	4289163	073.07.2022	60-000-000-14-1412-000C	1,949.83
Inv# 4289164 Liquor	221953	4289164	073.07.2022	60-000-000-14-1412-000C	52.08
Inv# 4292008 Liquor	221953	4292008	073.07.2022	60-000-000-14-1412-000C	324.95
Inv# 4299640 Liquor	221953	4299640	073.07.2022	60-000-000-14-1412-000C	1,091.08
Inv# 5620326 Liquor	221861	5620326	072.07.2022	60-000-000-14-1412-000C	2,499.12
Vendor Total:					7,052.09
00911 Stuever & Sons Inc					
Inv# 0383317 Restaurant Supplies	221955	0383317	073.07.2022	60-612-902-53-5388-000C	20.00
Inv# 0383317 Beer Line Cleaning	221955	0383317	073.07.2022	60-612-000-52-5210-000C	96.00
Vendor Total:					116.00
00923 Superior Beverage Co. Inc.					
Inv# 472200 Beer	221956	472200	073.07.2022	60-000-000-14-1412-000C	953.00
Inv# 475990 Beer	221956	475990	073.07.2022	60-000-000-14-1412-000C	452.75
Vendor Total:					1,405.75
00956 Titleist					
Titleist Hats	221868	913429323	072.07.2022	60-000-000-14-1431-000C	2,352.00
Glove Fill In Order	221868	913438355	072.07.2022	60-000-000-14-1431-000C	1,034.88
V1 and Velocity Golf Balls	221868	913504307	072.07.2022	60-000-000-14-1432-000C	7,452.79
AVX Fill In Golf Balls	221868	913529087	072.07.2022	60-000-000-14-1432-000C	1,371.79
V1x Left Dash	221961	913551472	073.07.2022	60-000-000-14-1432-000C	4,194.69
Velocity	221961	913608794	073.07.2022	60-000-000-14-1432-000C	1,098.27
Tour Soft Golf Balls	221868	913613839	072.07.2022	60-000-000-14-1432-000C	185.36
CTS HYBRID - Golf Clubs	221868	913623968	072.07.2022	60-000-000-14-1430-000C	458.73
V1 Yellow	221961	913664931	073.07.2022	60-000-000-14-1432-000C	915.81
Credit on Inv# 913698481	221868	913698481	072.07.2022	60-000-000-14-1432-000C	-108.75
Golf Ball Order	222086	913765833	081.08.2022	60-000-000-14-1432-000C	9,427.26
Vendor Total:					28,382.83
00962 Toro Company - NSN					
NSN Contract 090122-123125	222088	962304-68-2022	081.08.2022	60-000-000-16-1636-000C	5,022.00
NSN Contract 090122-123125	222088	962304-68-2022	081.08.2022	60-601-000-52-5210-000C	558.00

Fund **Description**
Vendor No **Vendor Name**

Line Item Description	Check No	Invoice Number	Batch Number	GL Account Number	Amount
Vendor Total:					5,580.00
01043 Wheaton Sanitary District					
AGC Maintenance Building 060822-070722	222095	036235000_0722	081.08.2022	60-000-000-52-5264-000C	49.08
AGC Clubhouse 060822-070722	222095	036431000_0722	081.08.2022	60-000-000-52-5264-000C	734.72
Vendor Total:					783.80
01058 Chicago Beverage Systems, LLC					
Inv# 350922 Beer	221900	350922	073.07.2022	60-000-000-14-1412-000C	317.64
Inv# 354203 Beer	221900	354203	073.07.2022	60-000-000-14-1412-000C	442.09
Inv# 358579 Beer	221900	358579	073.07.2022	60-000-000-14-1412-000C	439.05
Vendor Total:					1,198.78
02231 Sysco-Chicago					
Inv# 524497422 Cleaning Supplies	222084	524497422	081.08.2022	60-000-000-53-5316-000C	36.71
Inv# 524524741 Restaurant Supplies	221957	524524741	073.07.2022	60-612-902-53-5388-000C	92.41
Inv# 524524916 Cleaning Supplies	222084	524524916	081.08.2022	60-000-000-53-5316-000C	305.24
Inv# 524531838 General Grocery	221957	524531838	073.07.2022	60-000-000-14-1415-000C	89.61
Inv# 524536219 Restaurant Supplies	221957	524536219	073.07.2022	60-612-902-53-5388-000C	49.56
Inv# 524536570 Cleaning Supplies	222084	524536570	081.08.2022	60-000-000-53-5316-000C	261.47
Inv# 524540380 General Grocery	221957	524540380	073.07.2022	60-000-000-14-1415-000C	235.33
Inv# 524545685 Cleaning Supplies	222084	524545685	081.08.2022	60-000-000-53-5316-000C	233.26
Inv# 524563028 Restaurant Supplies	221957	524563028	073.07.2022	60-612-902-53-5388-000C	25.57
Inv# 524563069 Restaurant Supplies	221957	524563069	073.07.2022	60-612-902-53-5388-000C	4.20
Inv# 524563637 Cleaning Supplies	222084	524563637	081.08.2022	60-000-000-53-5316-000C	565.85
Inv# 524573890 Cleaning Supplies	222084	524573890	081.08.2022	60-000-000-53-5316-000C	213.87
Inv# 524574652 Restaurant Supplies	221957	524574652	073.07.2022	60-612-902-53-5388-000C	101.56
Inv# 524580243 Cleaning Supplies	222084	524580243	081.08.2022	60-000-000-53-5316-000C	129.48
Inv# 524585261 Restaurant Supplies	221863	524585261	072.07.2022	60-612-902-53-5388-000C	534.29
Inv# 524585261 Dairy	221863	524585261	072.07.2022	60-000-000-14-1414-000C	348.00
Inv# 524585261 General Grocery	221863	524585261	072.07.2022	60-000-000-14-1415-000C	1,139.36
Inv# 524585261 Meat	221863	524585261	072.07.2022	60-000-000-14-1411-000C	746.56
Inv# 524585261 Meat	221863	524585261	072.07.2022	60-000-000-14-1411-000C	226.40
Inv# 524594620 Meat	221863	524594620	072.07.2022	60-000-000-14-1411-000C	553.57
Inv# 524594620 Meat	221863	524594620	072.07.2022	60-000-000-14-1411-000C	1,346.90
Inv# 524594620 General Grocery	221863	524594620	072.07.2022	60-000-000-14-1415-000C	967.32
Inv# 524594620 Banquet Supplies	221863	524594620	072.07.2022	60-612-901-53-5390-000C	857.96
Inv# 524594620 Dairy	221863	524594620	072.07.2022	60-000-000-14-1414-000C	434.77
Inv# 524594620 Cleaning Supplies	221863	524594620	072.07.2022	60-612-000-53-5316-000C	62.55
Inv# 524600599 Cleaning Supplies	222084	524600599	081.08.2022	60-000-000-53-5316-000C	521.71
Inv# 524600600 Banquet Supplies	221957	524600600	073.07.2022	60-612-901-53-5390-000C	305.12
Inv# 524600600 Cleaning Supplies	221957	524600600	073.07.2022	60-612-000-53-5316-000C	192.88
Inv# 524600600 Restaurant Supplies	221957	524600600	073.07.2022	60-612-902-53-5388-000C	305.13
Inv# 524600600 General Grocery	221957	524600600	073.07.2022	60-000-000-14-1415-000C	1,343.64
Inv# 524600600 Non-Alcoholic Beverages	221957	524600600	073.07.2022	60-000-000-14-1416-000C	42.60
Inv# 524600600 Dairy	221957	524600600	073.07.2022	60-000-000-14-1414-000C	770.88
Inv# 524600600 Meat	221957	524600600	073.07.2022	60-000-000-14-1411-000C	941.45
Inv# 524600600 Meat	221957	524600600	073.07.2022	60-000-000-14-1411-000C	566.00
Inv# 524604496 Banquet Supplies	221957	524604496	073.07.2022	60-612-901-53-5390-000C	311.00
Inv# 524604496 Restaurant Supplies	221957	524604496	073.07.2022	60-612-902-53-5388-000C	311.00
Inv# 524604496 Meat	221957	524604496	073.07.2022	60-000-000-14-1411-000C	452.80
Inv# 524604496 Dairy	221957	524604496	073.07.2022	60-000-000-14-1414-000C	469.12
Inv# 524604496 General Grocery	221957	524604496	073.07.2022	60-000-000-14-1415-000C	1,469.30
Inv# 524606559 Restaurant Supplies	221957	524606559	073.07.2022	60-612-902-53-5388-000C	146.97
Inv# 524609553 Dairy	221957	524609553	073.07.2022	60-000-000-14-1414-000C	789.16
Inv# 524609553 Cleaning Supplies	221957	524609553	073.07.2022	60-612-000-53-5316-000C	187.65
Inv# 524609553 General Grocery	221957	524609553	073.07.2022	60-000-000-14-1415-000C	599.65

Fund **Description**
Vendor No **Vendor Name**

Line Item Description	Check No	Invoice Number	Batch Number	GL Account Number	Amount
Inv# 524609553 Restaurant Supplies	221957	524609553	073.07.2022	60-612-902-53-5388-000C	125.31
Inv# 524609553 Meat	221957	524609553	073.07.2022	60-000-000-14-1411-0000	1,122.42
Inv# 524609553 Meat	221957	524609553	073.07.2022	60-000-000-14-1411-0000	311.12
Inv# 524609554 Cleaning Supplies	222084	524609554	081.08.2022	60-000-000-53-5316-000C	378.17
Inv# 524611159 General Grocery	221957	524611159	073.07.2022	60-000-000-14-1415-000C	26.04
Inv# 524614661 Restaurant Supplies	221957	524611661	073.07.2022	60-612-902-53-5388-000C	75.70
Inv# 524614511 Restaurant Supplies	221957	524614611	073.07.2022	60-612-902-53-5388-000C	17.20
Inv# 524615351 Meat	221957	524615351	073.07.2022	60-000-000-14-1411-0000	463.74
Inv# 524615352 Banquet Supplies	221957	524615352	073.07.2022	60-612-901-53-5390-000C	169.34
Inv# 524615352 Restaurant Supplies	221957	524615352	073.07.2022	60-612-902-53-5388-000C	169.33
Inv# 524615352 Meat	221957	524615352	073.07.2022	60-000-000-14-1411-0000	1,238.38
Inv# 524615352 Produce	221957	524615352	073.07.2022	60-000-000-14-1413-000C	73.92
Inv# 524615352 Cleaning Supplies	221957	524615352	073.07.2022	60-612-000-53-5316-000C	51.19
Inv# 524615352 General Grocery	221957	524615352	073.07.2022	60-000-000-14-1415-000C	726.16
Inv# 524615352 Dairy	221957	524615352	073.07.2022	60-000-000-14-1414-000C	1,762.67
Inv# 524615353 Banquet Supplies	221957	524615353	073.07.2022	60-612-901-53-5390-000C	391.58
Inv# 524615353 General Grocery	221957	524615353	073.07.2022	60-000-000-14-1415-000C	1,052.98
Inv# 524615353 Dairy	221957	524615353	073.07.2022	60-000-000-14-1414-000C	330.53
Inv# 524615353 Cleaning Supplies	221957	524615353	073.07.2022	60-612-000-53-5316-000C	228.58
Inv# 524615353 Meat	221957	524615353	073.07.2022	60-000-000-14-1411-0000	389.78
Inv# 524615353 Meat	221957	524615353	073.07.2022	60-000-000-14-1411-0000	452.80
Inv# 524615353 Restaurant Supplies	221957	524615353	073.07.2022	60-612-902-53-5388-000C	391.59
Inv# 524619137 Produce	221957	524619137	073.07.2022	60-000-000-14-1413-000C	46.87
Inv# 524619137 Dairy	221957	524619137	073.07.2022	60-000-000-14-1414-000C	143.64
Inv# 524619137 General Grocery	221957	524619137	073.07.2022	60-000-000-14-1415-000C	999.32
Inv# 524619137 Cleaning Supplies	221957	524619137	073.07.2022	60-612-000-53-5316-000C	233.53
Inv# 524619137 Restaurant Supplies	221957	524619137	073.07.2022	60-612-902-53-5388-000C	41.76
Inv# 524619137 Meat	221957	524619137	073.07.2022	60-000-000-14-1411-0000	1,658.77
Inv# 524619137 Meat	221957	524619137	073.07.2022	60-000-000-14-1411-0000	615.30
Inv# 524619138 Restaurant Supplies	221957	524619138	073.07.2022	60-612-902-53-5388-000C	175.45
Inv# 524619138 Banquet Supplies	221957	524619138	073.07.2022	60-612-901-53-5390-000C	175.45
Inv# 524621242 Restaurant Supplies	221957	524621242	073.07.2022	60-612-902-53-5388-000C	18.00
Inv# 524628485 General Grocery	221957	524628485	073.07.2022	60-000-000-14-1415-000C	1,511.61
Inv# 524628485 Restaurant Supplies	221957	524628485	073.07.2022	60-612-902-53-5388-000C	381.87
Inv# 524628485 Banquet Supplies	221957	524628485	073.07.2022	60-612-901-53-5390-000C	381.86
Inv# 524628485 Produce	221957	524628485	073.07.2022	60-000-000-14-1413-000C	76.37
Inv# 524628485 Dairy	221957	524628485	073.07.2022	60-000-000-14-1414-000C	288.56
Inv# 524628485 Meat	221957	524628485	073.07.2022	60-000-000-14-1411-0000	316.60
Inv# 524634852 Meat	221957	524634852	073.07.2022	60-000-000-14-1411-0000	330.99
Inv# 524634852 Meat	221957	524634852	073.07.2022	60-000-000-14-1411-0000	775.35
Inv# 524634852 Dairy	221957	524634852	073.07.2022	60-000-000-14-1414-000C	678.81
Inv# 524634852 Produce	221957	524634852	073.07.2022	60-000-000-14-1413-000C	46.87
Inv# 524634852 General Grocery	221957	524634852	073.07.2022	60-000-000-14-1415-000C	1,686.16
Inv# 524634852 Banquet Supplies	221957	524634852	073.07.2022	60-612-901-53-5390-000C	122.48
Inv# 524634852 Cleaning Supplies	221957	524634852	073.07.2022	60-612-000-53-5316-000C	96.44
Inv# 524637355 Restaurant Supplies	221957	524637355	073.07.2022	60-612-902-53-5388-000C	393.98
Inv# 524637355 Cleaning Supplies	221957	524637355	073.07.2022	60-612-000-53-5316-000C	284.09
Inv# 524637355 General Grocery	221957	524637355	073.07.2022	60-000-000-14-1415-000C	409.83
Inv# 524637355 Meat	221957	524637355	073.07.2022	60-000-000-14-1411-0000	940.54
Inv# 524637355 Meat	221957	524637355	073.07.2022	60-000-000-14-1411-0000	150.88
Inv# 524637355 Dairy	221957	524637355	073.07.2022	60-000-000-14-1414-000C	929.35
Inv# 524642756 Restaurant Supplies	221957	524642756	073.07.2022	60-612-902-53-5388-000C	193.53
Inv# 524642756 General Grocery	221957	524642756	073.07.2022	60-000-000-14-1415-000C	748.29
Inv# 524642756 Cleaning Supplies	221957	524642756	073.07.2022	60-612-000-53-5316-000C	34.55
Inv# 524642756 Banquet Supplies	221957	524642756	073.07.2022	60-612-901-53-5390-000C	193.53
Inv# 524642756 Produce	221957	524642756	073.07.2022	60-000-000-14-1413-000C	23.00
Inv# 524642756 Dairy	221957	524642756	073.07.2022	60-000-000-14-1414-000C	457.47
Inv# 524642756 Meat	221957	524642756	073.07.2022	60-000-000-14-1411-0000	376.68

Fund **Description**
Vendor No **Vendor Name**

Line Item Description	Check No	Invoice Number	Batch Number	GL Account Number	Amount
Inv# 524648620 General Grocery	222084	524648620	081.08.2022	60-000-000-14-1415-000C	1,369.95
Inv# 524648620 Banquet Supplies	222084	524648620	081.08.2022	60-612-901-53-5390-000C	124.32
Inv# 524648620 Meat	222084	524648620	081.08.2022	60-000-000-14-1411-0000	959.95
Inv# 524648620 Meat	222084	524648620	081.08.2022	60-000-000-14-1411-0000	592.42
Inv# 524648620 Dairy	222084	524648620	081.08.2022	60-000-000-14-1414-000C	1,479.84
Inv# 524648621 General Grocery	222084	524648621	081.08.2022	60-000-000-14-1415-000C	388.23
Inv# 524648621 Produce	222084	524648621	081.08.2022	60-000-000-14-1413-000C	23.57
Inv# 524648621 Meat	222084	524648621	081.08.2022	60-000-000-14-1411-0000	1,265.68
Inv# 524648621 Meat	222084	524648621	081.08.2022	60-000-000-14-1411-0000	459.25
Inv# 524648621 Restaurant Supplies	222084	524648621	081.08.2022	60-612-902-53-5388-000C	346.77
Inv# 524648621 Cleaning Supplies	222084	524648621	081.08.2022	60-612-000-53-5316-000C	187.65
Inv# 524653740 Restaurant Supplies	221957	524653740	073.07.2022	60-612-902-53-5388-000C	6.62
Inv# 524653924 Dairy	222015	524653924	074.07.2022	60-000-000-14-1414-000C	133.54
Inv# 524653924 Meat	222015	524653924	074.07.2022	60-000-000-14-1411-0000	1,402.83
Inv# 524653924 Meat	222015	524653924	074.07.2022	60-000-000-14-1411-0000	522.09
Inv# 524653924 Produce	222015	524653924	074.07.2022	60-000-000-14-1413-000C	220.50
Inv# 524653924 General Grocery	222015	524653924	074.07.2022	60-000-000-14-1415-000C	1,820.63
Inv# 524653924 Cleaning Supplies	222015	524653924	074.07.2022	60-612-000-53-5316-000C	1,007.42
Inv# 524658951 Meat	221957	524658951	073.07.2022	60-000-000-14-1411-0000	716.41
Inv# 524658951 Meat	221957	524658951	073.07.2022	60-000-000-14-1411-0000	406.45
Inv# 524658951 Dairy	221957	524658951	073.07.2022	60-000-000-14-1414-000C	400.18
Inv# 524658951 Produce	221957	524658951	073.07.2022	60-000-000-14-1413-000C	207.37
Inv# 524658951 Banquet Supplies	221957	524658951	073.07.2022	60-612-901-53-5390-000C	319.55
Inv# 524658951 Restaurant Supplies	221957	524658951	073.07.2022	60-612-902-53-5388-000C	319.55
Inv# 524658951 General Grocery	221957	524658951	073.07.2022	60-000-000-14-1415-000C	737.65
Vendor Total:					60,592.59
02265 Parts Town					
Inv# 29461476	221943	29461476	073.07.2022	60-000-000-54-5441-000C	112.63
Inv# 29687591	221943	29687591	073.07.2022	60-000-000-54-5441-000C	362.53
Inv# 29906084	221943	29906084	073.07.2022	60-612-000-54-5441-000C	126.67
Inv# 30220520	221943	30220520	073.07.2022	60-612-000-54-5441-000C	178.16
Vendor Total:					779.99
02289 Covered Affairs					
Inv# 63323 Event Linen	221912	63323	073.07.2022	60-612-901-52-5292-000C	1,164.50
Vendor Total:					1,164.50
02796 NAPA					
Inv# 4496-179368	221850	4496-179368	072.07.2022	60-601-000-53-5315-000C	81.56
Vendor Total:					81.56
03113 Airgas National Carbonation					
Inv# 9127021239 Bulk CO2	221792	9127021239	072.07.2022	60-612-000-52-5220-000C	138.63
Bulk CO2 Inv# 9127803083	221974	9127803083	074.07.2022	60-612-000-52-5220-000C	217.11
Vendor Total:					355.74
03481 Tressler LLP					
Services through 063022	221962	448985	073.07.2022	60-000-000-52-5207-000C	513.33
Vendor Total:					513.33
03574 The Knot Worldwide Inc					
Premium Banner Program	221959	INVUSD591750509	073.07.2022	60-612-415-54-5426-000C	710.00
Vendor Total:					710.00
03754 Comcast Cable					
AGC Clubhouse 071422-081322	221904	87712049102197_08	073.07.2022	60-000-000-52-5262-000C	248.85

Fund **Description**
Vendor No **Vendor Name**

Line Item Description	Check No	Invoice Number	Batch Number	GL Account Number	Amount
Vendor Total:					248.85
03808 Classic Staffing Services Inc					
Inv# 10-22006362 Temp Staff for F&B	221812	10-22006362	072.07.2022	60-612-000-52-5210-000C	886.55
Inv# 10-22006382 Temp Staff for F&B	221812	10-22006382	072.07.2022	60-612-000-52-5210-000C	779.45
Inv# 10-22006401 Temp Staff for F&B	221903	10-22006401	073.07.2022	60-612-000-52-5210-000C	642.60
Inv# 10-22006422 Temp Staff for F&B	221903	10-22006422	073.07.2022	60-612-000-52-5210-000C	190.40
Vendor Total:					2,499.00
03943 Johnstone Supply					
Inv# 5022277	221929	5022277	073.07.2022	60-000-000-54-5441-000C	205.74
Vendor Total:					205.74
03978 Illinois Roof Consulting Associates Inc					
AGC Roof Inspection	221928	25812	073.07.2022	60-611-000-57-5701-0000	539.00
Vendor Total:					539.00
04296 Culligan DuPage Soft Water Service Inc					
Arrowhead Salt Delivery June 2022	221818	261958_0622S	072.07.2022	60-612-000-52-5210-000C	29.00
Arrowhead Drinking Water June 2022	221818	261958_0622W	072.07.2022	60-000-000-52-5210-000C	106.25
Arrowhead Annual Cooler Rental July 2022	221818	261958_0722R	072.07.2022	60-000-000-52-5210-000C	18.00
Arrowhead Softner Rental July 2022	221818	261958_0722RS	072.07.2022	60-612-000-52-5210-000C	102.00
Vendor Total:					255.25
04419 TriMark Marlinn LLC					
Inv# 2889178 Banquet Supplies	221963	2889178	073.07.2022	60-612-901-53-5390-000C	1,494.96
Vendor Total:					1,494.96
04508 Get Fresh Produce Inc.					
Credit# 00488520 Produce	221921	00488520	073.07.2022	60-000-000-14-1413-000C	-20.50
Inv# 04086824 General Grocery	221921	04086824	073.07.2022	60-000-000-14-1415-000C	20.50
Inv# 04086824 Produce	221921	04086824	073.07.2022	60-000-000-14-1413-000C	1,274.75
Inv# 04088756 Produce	221921	04088756	073.07.2022	60-000-000-14-1413-000C	850.45
Inv# 04090182 Produce	221921	04090182	073.07.2022	60-000-000-14-1413-000C	1,153.15
Inv# 04092661 Produce	221921	04092661	073.07.2022	60-000-000-14-1413-000C	890.75
Inv# 04093915 Produce	221921	04093915	073.07.2022	60-000-000-14-1413-000C	593.70
Inv# 04096186 Produce	221921	04096186	073.07.2022	60-000-000-14-1413-000C	773.75
Inv# 04097345 Produce	221921	04097345	073.07.2022	60-000-000-14-1413-000C	828.30
Inv# 04098949 Produce	221921	04098949	073.07.2022	60-000-000-14-1413-000C	410.00
Inv# 04101435 Produce	221921	04101435	073.07.2022	60-000-000-14-1413-000C	468.50
Inv# 04103372 Produce	221921	04103372	073.07.2022	60-000-000-14-1413-000C	350.25
Inv# 04103715 Produce	221921	04103715	073.07.2022	60-000-000-14-1413-000C	1,672.55
Inv# 04106903 Produce	221921	04106903	073.07.2022	60-000-000-14-1413-000C	983.25
Inv# 04107114 Produce	221921	04107114	073.07.2022	60-000-000-14-1413-000C	42.50
Vendor Total:					10,291.90
04888 Feece Oil Company					
665 Gallons of Regular Gasoline	221827	3889061	072.07.2022	60-601-000-53-5348-000C	3,136.10
450 Gallons of Diesel Fuel	221827	3894004	072.07.2022	60-601-000-53-5348-000C	1,905.36
950 Gallons of Regular Gasoline	221827	3894005	072.07.2022	60-601-000-53-5348-000C	4,083.98
Vendor Total:					9,125.44
05138 Wyatts CO2 & Beer Line Cleaning					
Inv# 29883 Restaurant Supplies	221970	29883	073.07.2022	60-612-902-53-5388-000C	75.00
Vendor Total:					75.00

Fund	Description	Vendor No	Vendor Name	Line Item Description	Check No	Invoice Number	Batch Number	GL Account Number	Amount
05540	Performance Chemical & Supply								
	Cleaning Supplies				221945	277842	073.07.2022	60-000-000-53-5316-000C	103.51
	Cleaning Supplies				221945	277868	073.07.2022	60-000-000-53-5316-000C	736.80
	Cleaning Supplies				221945	278324	073.07.2022	60-000-000-53-5316-000C	580.40
	Hand Cleaner				222077	279078	081.08.2022	60-000-000-53-5316-000C	623.94
Vendor Total:									2,044.65
05765	Luetkehans, Phillip								
	Services through 07/05/22				221844	61	072.07.2022	60-000-000-52-5207-000C	1,196.00
Vendor Total:									1,196.00
05816	Breakthru Beverage Illinois, LLC								
	Inv# 344711811 Liquor				221800	344711811	072.07.2022	60-000-000-14-1412-000C	3,423.09
	Inv# 344800194 Liquor				221800	344800194	072.07.2022	60-000-000-14-1412-000C	1,148.57
	Inv# 344843924 Liquor				221893	344843924	073.07.2022	60-000-000-14-1412-000C	1,849.19
Vendor Total:									6,420.85
05859	Channel Fore Inc.								
	Golf Scene Show Advertising				221806	AGS2022-2	072.07.2022	60-611-415-54-5426-0000	900.00
Vendor Total:									900.00
06027	DeEtta's Bakery Inc								
	Inv# 3689 Wedding Desserts				221819	3689	072.07.2022	60-612-901-52-5292-000C	275.00
	Inv# 3698 Wedding Desserts				221819	3698	072.07.2022	60-612-901-52-5292-000C	325.00
	Inv# 3700 Wedding Desserts				221819	3700	072.07.2022	60-612-901-52-5292-000C	450.00
	Inv# 3716 Event Desserts				221915	3716	073.07.2022	60-612-901-52-5292-000C	350.00
	Inv# 3723 Event Desserts				221915	3723	073.07.2022	60-612-901-52-5292-000C	168.40
	Inv# 3732 Wedding Cake				221915	3732	073.07.2022	60-612-901-52-5292-000C	325.00
Vendor Total:									1,893.40
06250	LRS Holdings LLC								
	AGC Clubhouse August 2022				222068	47783.1 AGC_	081.08.2022	60-000-000-52-5263-000C	247.91
Vendor Total:									247.91
06308	Westlake Hardware Inc								
	Inv# 12608897 Building Supplies				222094	12608897	081.08.2022	60-000-000-53-5313-000C	37.75
	Inv# 12608902 Bungee Cord/Fasteners				222094	12608902	081.08.2022	60-601-000-53-5315-000C	56.83
	Marking Flags and String for Outings				222094	12608927	081.08.2022	60-611-912-53-5342-0000	26.98
	Fasteners				222094	12608993	081.08.2022	60-000-000-53-5313-000C	12.72
Vendor Total:									134.28
06434	Concentric Ventures Incorporated								
	Inv# 10248 June Liquor Consultant				221907	10248	073.07.2022	60-612-000-52-5210-000C	1,500.00
Vendor Total:									1,500.00
06528	Swannies Golf Apparel Co								
	Mens Polos and Jackets				222083	17799	081.08.2022	60-000-000-14-1431-000C	1,450.01
Vendor Total:									1,450.01
06542	Peerless Network Inc								
	AGC 071522-081422				221853	97900018657_0822	072.07.2022	60-000-000-52-5262-000C	107.86
Vendor Total:									107.86
06640	Yamaha Motor Finance Corporation U.S.A.								
	GPS Lease August 2022				221971	780326	073.07.2022	60-611-000-52-5211-0000	3,080.00

Fund **Description**
Vendor No **Vendor Name**

Line Item Description	Check No	Invoice Number	Batch Number	GL Account Number	Amount
Vendor Total:					3,080.00
06670 Brinks Incorporated					
07/2022 Armored Services for AGC	221894	11973545	073.07.2022	60-000-000-52-5214-000C	130.13
Vendor Total:					130.13
06674 Lingo Communications LLC					
AGC Banquets 070422-080322	221843	960579_0822	072.07.2022	60-612-901-52-5262-000C	186.47
AGC Restaurant 070422-080322	221843	960579_0822	072.07.2022	60-612-902-52-5262-000C	192.13
AGC Golf 070422-080322	221843	960579_0822	072.07.2022	60-611-000-52-5262-000C	186.47
Vendor Total:					565.07
06687 Van-Lang Enterprises					
Inv# 106105 General Grocery	221965	106105	073.07.2022	60-000-000-14-1415-000C	1,312.00
Inv# 106409 General Grocery	221965	106409	073.07.2022	60-000-000-14-1415-000C	870.00
Vendor Total:					2,182.00
06696 Pro Staffing Inc.					
Inv# 7581 Temp Staffing for F&B	221948	7581	073.07.2022	60-612-000-52-5210-000C	514.80
Vendor Total:					514.80
06766 M&M Event Planners Inc.					
Inv# 3751 Event Linen	221936	3751	073.07.2022	60-612-901-52-5292-000C	146.50
Vendor Total:					146.50
06804 Total Fire & Safety					
Inv# C486856	221870	C486856	072.07.2022	60-000-000-52-5211-000C	1,450.75
Vendor Total:					1,450.75
06814 Heartland Beverage, LLC					
Inv# 135439 Beer	221926	135439	073.07.2022	60-000-000-14-1412-000C	349.00
Vendor Total:					349.00
06900 Two Brothers Coffee Roasters					
Inv# 24173 Non-Alcoholic Beverages	221964	24173	073.07.2022	60-000-000-14-1416-000C	280.30
Vendor Total:					280.30
06940 Advocate Health and Hospitals Corporation					
Inv# 818475	221973	818475	074.07.2022	60-418-902-52-5208-000C	120.00
Inv# 821791	221973	821791	074.07.2022	60-418-902-52-5208-000C	155.00
Inv# 824694	221973	824694	074.07.2022	60-418-902-52-5208-000C	120.00
Inv# 828076	221973	828076	074.07.2022	60-418-901-52-5208-000C	63.00
Inv# 828076	221973	828076	074.07.2022	60-418-902-52-5208-000C	289.00
Inv# 830152	221973	830152	074.07.2022	60-418-902-52-5208-000C	63.00
Vendor Total:					810.00
06960 Campagna-Turano Bakery Inc.					
Inv# 118001806 General Grocery	221897	118001806	073.07.2022	60-000-000-14-1415-000C	462.09
Inv# 118001837 General Grocery	221897	118001837	073.07.2022	60-000-000-14-1415-000C	156.69
Inv# 118001937 General Grocery	221897	118001937	073.07.2022	60-000-000-14-1415-000C	514.60
Inv# 118001976 General Grocery	221897	118001976	073.07.2022	60-000-000-14-1415-000C	271.01
Inv# 118002012 General Grocery	221897	118002012	073.07.2022	60-000-000-14-1415-000C	396.24
Inv# 118002146 General Grocery	221897	118002146	073.07.2022	60-000-000-14-1415-000C	449.22
Inv# 118002204 General Grocery	221897	118002204	073.07.2022	60-000-000-14-1415-000C	131.06
Inv# 118002213 General Grocery	221897	118002213	073.07.2022	60-000-000-14-1415-000C	185.04
Inv# 118002275 General Grocery	221897	118002275	073.07.2022	60-000-000-14-1415-000C	191.17

Fund **Description**
Vendor No **Vendor Name**

Line	Item Description	Check No	Invoice Number	Batch Number	GL Account Number	Amount
Inv# 118002318	General Grocery	221897	118002318	073.07.2022	60-000-000-14-1415-000C	249.30
Inv# 118002348	General Grocery	221897	118002348	073.07.2022	60-000-000-14-1415-000C	118.26
Vendor Total:						3,124.68
07048	Bad Birdie					
Shirts		221799	IN00025902	072.07.2022	60-000-000-14-1431-000C	1,440.00
Vendor Total:						1,440.00
07084	O'Toole III, Thomas					
Inv# 83763	Wedding Sweets Table	221940	83463	073.07.2022	60-612-901-52-5292-000C	743.40
Inv# 83763	Wedding Sweets Table	221940	83763	073.07.2022	60-612-901-52-5292-000C	528.64
Vendor Total:						1,272.04
Fund Total:						252,367.13
70	Information Technology					
01006	Vermont Systems Inc					
3.1	Pre Migration Training - 070622	222020	VS004879	074.07.2022	70-000-000-52-5240-000C	62.50
	Pre-Migration Phone/Webinar Training	222090	VS004929	081.08.2022	70-000-000-52-5240-000C	562.50
Vendor Total:						625.00
05743	Advanced Intelligence Engineering					
Monthly Support July 2022		221879	12535	073.07.2022	70-000-000-52-5240-000C	20,448.40
Vendor Total:						20,448.40
Fund Total:						21,073.40
75	Health Insurance					
00270	Flexible Benefit Service Corp.					
Flex/Cobra Admin Fees for June 2022		222046	FBS-364356	081.08.2022	75-000-000-52-5274-000C	60.00
Vendor Total:						60.00
06726	Dearborn Life Insurance Company					
Foundation% Insurance Premium August 2022		221914	080122	073.07.2022	75-000-000-12-1221-000C	6.12
WDSRA% Insurance Premium August 2022		221914	080122	073.07.2022	75-000-000-12-1222-000C	12.62
Cobra Insurance Premium August 2022		221914	080122	073.07.2022	75-000-000-12-1223-000C	12.65
Retiree Insurance Premium August 2022		221914	080122	073.07.2022	75-000-000-21-2137-000C	25.99
GTL Insurance Premium August 2022		221914	080122	073.07.2022	75-000-000-52-5230-000C	2,146.15
Vision Insurance Premium August 2022		221914	080122	073.07.2022	75-000-000-52-5231-000C	1,258.26
EPA Insurance August 2022		222039	080122A	081.08.2022	75-000-000-52-5231-000C	588.80
Vendor Total:						4,050.59
Fund Total:						4,110.59
Report Total:						1,481,962.34

Accounts Payable

Checks Approval Document

User: rtucker
Printed: 8/9/2022 - 4:18 PM



Wheaton Park District

Board of Commissioners Report From the Period Beginning July 13, 2022 and Ending August 09, 2022.

Fund	Description	Amount
10	General	151,699.25
20	Recreation	63,736.03
22	Cosley Zoo	7,222.77
23	Liability	552.00
26	IMRF	44,393.53
40	Capital Projects	2,261.09
60	Golf Fund	51,293.37
75	Health Insurance	128,237.46

Report Total: 449,395.50

To the Board of Commissioners

The payment of the above listed accounts has been accepted by the Park District Board of Commissioners at their meeting held on August 17, 2022.

Sandra Simpson 8/9/2022
(Treasurer)

[Signature]
(Secretary)

Accounts Payable

Checks Approval List

User: rtucker
Printed: 8/9/2022 - 4:21 PM



Wheaton Park District

Board of Commissioners Report From the Period Beginning July 13, 2022 and Ending August 09, 2022.

Fund Description

Vendor No Vendor Name

Line Item Description	Check No	Invoice Number	Batch Number	GL Account Number	Amount
10 General					
00269 Euclid Beverage					
Brew Fest	166954	W-2935398	164.07.2022	10-000-416-53-5346-1903	15,026.15
				Vendor Total:	15,026.15
00465 I.M.R.F.					
06/22 IMRF	0	063022	141.07.2022	10-000-000-21-2123-000C	7,132.89
06/22 IMRF	0	063022	141.07.2022	10-000-000-21-2124-000C	30,360.28
				Vendor Total:	37,493.17
00766 Pre-Paid Legal Service Inc					
07/22 Pre-Paid Legal	0	073122	141.07.2022	10-000-000-21-2127-000C	571.44
				Vendor Total:	571.44
01091 Aflac					
July 2022 Aflac	0	342090	141.07.2022	10-000-000-21-2132-000C	410.82
July 2022 Aflac	0	342090	141.07.2022	10-000-000-21-2131-000C	433.23
				Vendor Total:	844.05
02412 Milton Township					
CERT Donation - Summer Entertainment Series 166949		072122	163.07.2022	10-000-416-52-5241-190C	750.00
CERT Donation - Summer Entertainment Series 166961		080522	164.07.2022	10-000-416-52-5241-190C	500.00
				Vendor Total:	1,250.00
03184 7th Heaven LLC/Richard Hofherr					
7th Heaven Performance at Brew Fest 2022 - Fir 166951		080622	164.07.2022	10-000-416-52-5241-1903	2,000.00
				Vendor Total:	2,000.00
03829 Texas Life Insurance Company					
Texas Life Insurance July 2022	0	SB08FS202207140	141.07.2022	10-000-000-21-2130-000C	279.06
				Vendor Total:	279.06
04121 UMB Bank N.A.					
WSJ Subscription June	0	0082_2206030000	171.07.2022	10-419-000-54-5425-000C	38.99
GFOA Conference Meal	0	0082_2206050000	171.07.2022	10-419-000-54-5432-000C	8.26
GFOA Conference Transportation	0	0082_2206050000	171.07.2022	10-419-000-54-5432-000C	25.44
GFOA Conference Meal	0	0082_2206060000	171.07.2022	10-419-000-54-5432-000C	13.81
GFOA Conference Meal	0	0082_2206060000	171.07.2022	10-419-000-54-5432-000C	16.94
GFOA Conference Meal 2 Staff	0	0082_2206070000	171.07.2022	10-419-000-54-5432-000C	88.63
GFOA Conference Meal	0	0082_2206080000	171.07.2022	10-419-000-54-5432-000C	22.29
GFOA Conference Transportation	0	0082_2206080000	171.07.2022	10-419-000-54-5432-000C	21.67
GFOA Conference Transportation Tip	0	0082_2206080000	171.07.2022	10-419-000-54-5432-000C	4.33
GFOA Conference Hotel	0	0082_2206080000	171.07.2022	10-419-000-54-5432-000C	772.71
IGFOA Webinar	0	0082_2206270000	171.07.2022	10-419-000-54-5432-000C	20.00
Sand	0	0118_2206020000	171.07.2022	10-101-000-53-5314-000C	63.06
Marine Hose for Shop	0	0118_2206020000	171.07.2022	10-101-000-53-5314-000C	179.88
Sign Shop	0	0118_2206030000	171.07.2022	10-101-000-53-5314-000C	889.71

Fund	Description	Vendor No	Vendor Name	Line Item Description	Check No	Invoice Number	Batch Number	GL Account Number	Amount
				Sign Shop	0	0118_2206090000	171.07.2022	10-101-000-53-5314-000C	88.30
				Sign Shop	0	0118_2206210000	171.07.2022	10-101-000-53-5315-000C	270.45
				Sign Shop	0	0118_2206280000	171.07.2022	10-101-000-53-5314-000C	965.52
				Google Drive Monthly Fee	0	0173_2206010000	171.07.2022	10-000-415-54-5425-000C	9.99
				Clock Tower	0	0182_2206030000	171.07.2022	10-101-000-53-5311-0000	40.86
				Cream of Wheaton	0	0182_2206030000	171.07.2022	10-101-000-53-5316-000C	609.40
				Screen Protector	0	0182_2206120000	171.07.2022	10-101-000-53-5306-000C	8.96
				Electrical Supplies	0	0182_2206240000	171.07.2022	10-101-000-53-5312-000C	199.88
				Clocktower Pond Dye	0	0182_2206250000	171.07.2022	10-101-000-53-5316-000C	27.54
				Straps for Sound and Lighting	0	0182_2206270000	171.07.2022	10-101-000-53-5334-000C	7.59
				Lincoln Play House	0	0182_2206270000	171.07.2022	10-101-000-53-5334-000C	96.98
				Mini Golf Carpet	0	0182_2206290000	171.07.2022	10-101-000-53-5310-000C	37.01
				Cable Ties	0	0182_2206300000	171.07.2022	10-101-000-53-5312-000C	12.99
				Tools for Weeding	0	0215_2206180000	171.07.2022	10-101-000-53-5331-000C	147.00
				Cleaning Supplies	0	0314_2206080000	171.07.2022	10-101-000-53-5316-000C	355.05
				Glasses	0	0314_2206080000	171.07.2022	10-101-000-53-5303-000C	13.92
				Cleaning Supplies	0	0314_2206090000	171.07.2022	10-101-000-53-5316-000C	307.76
				Welding Apron	0	0314_2206130000	171.07.2022	10-101-000-53-5330-000C	37.99
				Cleaning Supplies	0	0314_2206140000	171.07.2022	10-101-000-53-5316-000C	277.10
				Tools	0	0314_2206210000	171.07.2022	10-101-000-53-5345-000C	1,498.71
				Face Masks	0	0314_2206270000	171.07.2022	10-101-000-53-5302-000C	27.40
				Caution Tape	0	0314_2206280000	171.07.2022	10-101-000-53-5314-000C	199.90
				Laptop for Cameras	0	0314_2206290000	171.07.2022	10-101-000-53-5312-000C	435.98
				Coffee Creamer	0	0314_2206300000	171.07.2022	10-101-000-53-5302-000C	26.18
				Executive Director & Director of Special Faciliti	0	0455_2206170000	171.07.2022	10-000-000-54-5434-000C	11.43
				Commissioner Park Tour	0	0455_2206250000	171.07.2022	10-000-000-54-5401-000C	23.90
				Employee Family Funeral Flowers	0	0463_2206070000	171.07.2022	10-000-000-54-5434-000C	41.95
				Ex Asst IPRA Meeting	0	0463_2206070000	171.07.2022	10-000-000-54-5438-000C	5.92
				Wheaton Lions Club Golf Outing	0	0463_2206080000	171.07.2022	10-000-000-54-5438-000C	733.33
				Commissioner Family Funeral Flowers	0	0463_2206230000	171.07.2022	10-000-000-54-5401-000C	41.66
				Lions Golf Outing Sponsorshp	0	0463_2206290000	171.07.2022	10-000-000-54-5438-000C	333.33
				Conservation Foundation Annual Dues	0	0463_2206300000	171.07.2022	10-000-000-54-5425-000C	166.66
				Job Posting for Parks Event Specialist	0	0470_2206280000	171.07.2022	10-418-000-54-5426-000C	180.00
				July Fourth Gift Card	0	0660_2206280000	171.07.2022	10-000-416-53-5346-1902	50.00
				July Fourth Gift Card	0	0660_2206280000	171.07.2022	10-000-416-52-5241-1902	50.00
				July Fourth Gift Card	0	0660_2206280000	171.07.2022	10-000-416-52-5241-1902	50.00
				July Fourth Gift Card	0	0660_2206280000	171.07.2022	10-000-416-52-5241-1902	50.00
				July Fourth Gift Card	0	0660_2206280000	171.07.2022	10-000-416-52-5241-1902	50.00
				GFOA Conference Transportation to Hotel	0	0686_2206050000	171.07.2022	10-419-000-54-5432-000C	32.77
				GFOA Conference 6/5/2022 Lunch	0	0686_2206050000	171.07.2022	10-419-000-54-5432-000C	16.18
				GFOA Conference 6/5/2022 Dinner	0	0686_2206060000	171.07.2022	10-419-000-54-5432-000C	6.22
				GFOA Conference 6/6/2022 Lunch	0	0686_2206060000	171.07.2022	10-419-000-54-5432-000C	16.40
				GFOA Conference 6/6/2022 Breakfast	0	0686_2206060000	171.07.2022	10-419-000-54-5432-000C	11.04
				GFOA Conference 6/8/2022 Dinner	0	0686_2206080000	171.07.2022	10-419-000-54-5432-000C	33.60
				GFOA Conference 6/8/2022 Lunch	0	0686_2206080000	171.07.2022	10-419-000-54-5432-000C	14.11
				GFOA Conference Transportation to Airport	0	0686_2206090000	171.07.2022	10-419-000-54-5432-000C	29.44
				Hotel for GFOA Conference	0	0686_2206090000	171.07.2022	10-419-000-54-5432-000C	1,291.64
				GFOA Conference Transportation from Airport	0	0686_2206100000	171.07.2022	10-419-000-54-5432-000C	53.19
				Coffee for Prairie Office	0	0736_2206100000	171.07.2022	10-000-856-53-5302-000C	282.82
				Camera Battery	0	0744_2206070000	171.07.2022	10-000-415-53-5302-000C	17.99
				Yearly Calendar/Planner	0	0744_2206080000	171.07.2022	10-000-415-53-5302-000C	10.99
				Candy for 4th of July Parade	0	0744_2206270000	171.07.2022	10-000-416-53-5346-1902	60.88
				Deposit Slips for Prairie	0	0793_2206100000	171.07.2022	10-000-000-52-5214-000C	17.88
				PSC 43829	0	0827_2206020000	171.07.2022	10-101-000-53-5311-0000	76.00
				Refund for PSC 43838	0	0827_2206030000	171.07.2022	10-101-000-53-5315-000C	-110.38
				PSC 43838	0	0827_2206030000	171.07.2022	10-101-000-53-5315-000C	124.36
				Machinery Supplies	0	0827_2206140000	171.07.2022	10-101-000-53-5315-000C	79.94
				PSC 44255 Paint	0	0827_2206160000	171.07.2022	10-101-000-53-5347-000C	66.95

Fund **Description**
Vendor No **Vendor Name**

Line Item Description	Check No	Invoice Number	Batch Number	GL Account Number	Amount
PSC 44658	0	0827_2206280000	171.07.2022	10-101-000-53-5315-000C	28.94
Ads for Summer Entertainment Series	0	0843_2206180000	171.07.2022	10-000-416-53-5346-190C	10.00
Ads for Summer Entertainment Series	0	0843_2206180000	171.07.2022	10-000-416-53-5346-190C	10.00
Ads for Summer Entertainment Series	0	0843_2206190000	171.07.2022	10-000-416-53-5346-190C	10.00
Ads for Summer Entertainment Series	0	0843_2206200000	171.07.2022	10-000-416-53-5346-190C	15.00
Laminated Pouches for Signs	0	0843_2206290000	171.07.2022	10-000-416-53-5346-190C	92.98
Paper Towels	0	0850_2206030000	171.07.2022	10-101-856-53-5316-000C	46.46
Jumbo Roll Toilet Paper	0	0850_2206070000	171.07.2022	10-101-856-53-5316-000C	95.97
Dish Soap	0	0850_2206210000	171.07.2022	10-101-856-53-5316-000C	19.56
Cleaning Supplies	0	0850_2206240000	171.07.2022	10-101-856-53-5316-000C	109.86
Summer Entertainment Series Ads	0	0876_2206160000	171.07.2022	10-000-416-53-5346-190C	250.00
Summer Entertainment Series Supplies	0	0876_2206230000	171.07.2022	10-000-416-53-5346-190C	357.37
Summer Entertainment Series Eventbrite Scanne	0	0876_2206240000	171.07.2022	10-000-416-53-5346-190C	410.86
Stories of DuPage Exhibit Prints	0	0884_2206130000	171.07.2022	10-430-000-53-5302-000C	91.80
Stories of DuPage Exhibit Prints	0	0884_2206220000	171.07.2022	10-430-000-53-5302-000C	16.20
American Association for State & Local History	0	0884_2206280000	171.07.2022	10-430-000-54-5425-000C	118.00
Association of Midwest Museums	0	0884_2206280000	171.07.2022	10-430-000-54-5425-000C	100.00
American Alliance of Museums	0	0884_2206280000	171.07.2022	10-430-000-54-5425-000C	165.00
Cream of Wheaton Paint	0	9193_2205310000	171.07.2022	10-101-000-53-5347-000C	21.98
Cream of Wheaton Hardware	0	9193_2205310000	171.07.2022	10-101-000-53-5334-000C	88.21
Cream of Wheaton Carpentry Supplies	0	9193_2205310000	171.07.2022	10-101-000-53-5314-000C	43.95
Cream of Wheaton Electrical Supplies	0	9193_2206010000	171.07.2022	10-101-000-53-5312-000C	728.82
Cream of Wheaton Electrical Supplies	0	9193_2206020000	171.07.2022	10-101-000-53-5312-000C	249.28
Cosley Zoo Electrical Supplies	0	9193_2206030000	171.07.2022	10-101-000-53-5312-000C	120.78
Cream of Wheaton Hardware	0	9193_2206050000	171.07.2022	10-101-000-53-5334-000C	141.86
Graf Park Hardware	0	9193_2206070000	171.07.2022	10-101-000-53-5334-000C	241.07
Overpass Hardware	0	9193_2206070000	171.07.2022	10-101-000-53-5334-000C	203.18
Bandshell Electrical Supplies	0	9193_2206080000	171.07.2022	10-101-000-53-5312-000C	230.11
Overpass Fencing Supplies	0	9193_2206080000	171.07.2022	10-101-000-53-5308-000C	2.62
Credit on Graf Park Hardware	0	9193_2206080000	171.07.2022	10-101-000-53-5334-000C	-80.34
Electrical Supplies	0	9193_2206120000	171.07.2022	10-101-000-53-5312-000C	21.47
Atten Tennis Court Door Locks	0	9193_2206130000	171.07.2022	10-101-000-53-5308-000C	63.56
MLC Plumbing Supplies	0	9193_2206130000	171.07.2022	10-101-000-53-5311-0000	210.57
Water Heater 855	0	9193_2206130000	171.07.2022	10-101-856-53-5311-0000	815.61
Water Heater 855	0	9193_2206140000	171.07.2022	10-101-856-53-5312-000C	233.76
Electrical Supplies	0	9193_2206150000	171.07.2022	10-101-856-53-5312-000C	173.00
Sunnyside Park Hardware	0	9193_2206160000	171.07.2022	10-101-000-53-5310-000C	112.54
CAC Sidewalk Plumbing Supplies	0	9193_2206170000	171.07.2022	10-101-000-53-5311-0000	101.02
CAC Sidewalk Tools	0	9193_2206170000	171.07.2022	10-101-000-53-5345-000C	55.91
VALUES Event Shell Gift Card	0	9276_2206180000	171.07.2022	10-000-000-54-5434-000C	50.00
Hose for Ice Machine	0	9292_2206070000	171.07.2022	10-101-000-53-5311-0000	25.09
MLC Fountain	0	9292_2206140000	171.07.2022	10-101-000-53-5311-0000	185.12
MLC Fountain	0	9292_2206140000	171.07.2022	10-101-000-53-5311-0000	15.54
Boiler Valve	0	9292_2206150000	171.07.2022	10-101-000-53-5311-0000	214.88
Boiler Valve	0	9292_2206150000	171.07.2022	10-101-000-53-5311-0000	249.66
Electrical Supplies	0	9292_2206160000	171.07.2022	10-101-856-53-5312-000C	28.80
Refund for Tax	0	9292_2206180000	171.07.2022	10-101-000-53-5311-0000	-1.91
Refund for Tax on Ice Maker	0	9292_2206180000	171.07.2022	10-101-000-53-5311-0000	-10.96
Parts	0	9292_2206210000	171.07.2022	10-101-000-53-5311-0000	16.48
NS Pool Plumbing Supplies	0	9292_2206230000	171.07.2022	10-101-000-53-5311-0000	7.97
Filter	0	9292_2206240000	171.07.2022	10-101-856-53-5314-000C	167.00
WP Engine 6/25/22-7/24/22	0	9342_2206250000	171.07.2022	10-000-415-54-5425-000C	290.00
Vendor Total:					18,753.01
04221 Plug & Pay Technologies					
06/22 Plug N Pay Gateway Fees	0	063022	141.07.2022	10-000-000-52-5239-000C	15.00
06/22 Plug N Pay Gateway Fees	0	063022	141.07.2022	10-000-416-52-5239-190C	15.00
06/22 Plug N Pay Gateway Fees	0	063022	141.07.2022	10-101-000-52-5239-000C	15.00

Fund Description**Vendor No Vendor Name**

Line Item	Description	Check No	Invoice Number	Batch Number	GL Account Number	Amount
Vendor Total:						45.00
04287	Global Payments Inc					
06/22 Merchant CC Processing Fees		0	063022	141.07.2022	10-000-000-52-5239-000C	354.93
06/22 Merchant CC Processing Fees		0	063022	141.07.2022	10-000-416-52-5239-190C	1,004.08
06/22 Merchant CC Processing Fees		0	063022	141.07.2022	10-101-000-52-5239-000C	113.53
Vendor Total:						1,472.54
04327	Ernsthausen, Dave					
Four Star Band 8/6/22 Brew Fest Entertainment		166953	080622	164.07.2022	10-000-416-52-5241-190C	720.00
Vendor Total:						720.00
04374	Wheaton Bank and Trust Company					
06/22 WB&T Bank Analysis Service Charges th: 0			063022	141.07.2022	10-000-000-52-5214-000C	180.75
06/22 WB&T Bank Analysis Service Charges th: 0			063022	141.07.2022	10-000-000-12-1228-000C	-329.38
06/22 WB&T Bank Analysis Service Charges th: 0			063022	141.07.2022	10-000-000-12-1226-000C	-55.24
06/22 WB&T Bank Analysis Service Charges th: 0			063022	141.07.2022	10-000-000-12-1226-000C	-139.88
Vendor Total:						-343.75
05255	The Wayouts					
Final Payment - The Wayouts - Memorial Park 7		166945	071522-1	162.07.2022	10-000-416-52-5241-190C	1,350.00
Vendor Total:						1,350.00
05921	Johnny Rockets Display Company					
4th of July Fireworks		166942	19-94-084	162.07.2022	10-000-416-52-5241-190C	23,000.00
Vendor Total:						23,000.00
06279	Paylocity Corporation					
07/01/2022 Payroll Processing		0	110508371	141.07.2022	10-000-000-52-5211-000C	252.84
07/15/2022 Payroll Processing		0	110583487	141.07.2022	10-000-000-52-5211-000C	390.43
07/29/2022 Payroll Processing		0	110663930	141.07.2022	10-000-000-52-5211-000C	676.97
Vendor Total:						1,320.24
06764	Sixteen Candles ENT LLC					
Sixteen Candles Performance 7/29/25 - Final Pay		166964	073022	164.07.2022	10-000-416-52-5241-190C	6,500.00
Vendor Total:						6,500.00
06874	Standard Retirement Services Inc.					
07/01/22 Deferred Comp		0	070122	141.07.2022	10-000-000-21-2135-000C	481.22
07/01/22 Deferred Comp		0	070122	141.07.2022	10-000-000-21-2126-000C	5,646.77
07/15/22 Deferred Comp		0	071522	141.07.2022	10-000-000-21-2135-000C	501.90
07/15/22 Deferred Comp		0	071522	141.07.2022	10-000-000-21-2126-000C	5,681.85
07/29/22 Deferred Comp		0	072922	141.07.2022	10-000-000-21-2135-000C	501.68
07/29/22 Deferred Comp		0	072922	141.07.2022	10-000-000-21-2126-000C	5,854.92
Vendor Total:						18,668.34
06906	Suszynski, Eric					
American English 7/15/22 Final Payment		166943	071522	162.07.2022	10-000-416-52-5241-190C	3,000.00
Vendor Total:						3,000.00
06909	Bass/Schuler Entertainment, Inc.					
Billy Elton Performance 7/29/22 Memorial Park		166952	072922	164.07.2022	10-000-416-52-5241-190C	1,875.00
Vendor Total:						1,875.00
07028	Kondoudis, Christopher					
Ultra Beat Band Performance 07/30/22 - Final P		166957	073022	164.07.2022	10-000-416-52-5241-190C	750.00

Fund **Description**
Vendor No **Vendor Name**

Line Item Description	Check No	Invoice Number	Batch Number	GL Account Number	Amount
Vendor Total:					750.00
07029 Pastore, Genevieve D					
Rockabilly Band Performance at Monday Night	166963	080822	164.07.2022	10-000-416-52-5241-1906	750.00
Vendor Total:					750.00
07035 Magnificent Events Ltd					
Radio Gaga Performance 7/29/22 - Final Payment	166960	072922	164.07.2022	10-000-416-52-5241-1906	4,875.00
Vendor Total:					4,875.00
07043 The Chicago Philharmonic Society					
Chicago Philharmonic Final Payment	166944	071622	162.07.2022	10-000-416-52-5241-1906	6,800.00
Vendor Total:					6,800.00
07052 Leaping Lizards Event Management LLC					
Brew Fest 08/06/22 - Deposit	166958	080622	164.07.2022	10-000-416-52-5241-1903	3,500.00
Private Event 08/07/22 - Deposit	166959	080722	164.07.2022	10-000-416-52-5241-1900	1,200.00
Vendor Total:					4,700.00
Fund Total:					151,699.25
20 Recreation					
02245 Heritage FS Inc.					
Propane Contract 080122-043023	166956	2771	164.07.2022	20-000-000-52-5261-0000	4,879.20
Propane Contract 080122-043023	166956	2771	164.07.2022	20-000-112-52-5261-0000	3,252.80
Vendor Total:					8,132.00
04121 UMB Bank N.A.					
Rosatis Pizza for Staff Meeting	0	0074_2206110000	171.07.2022	20-220-204-53-5301-4451	97.14
Rosatis Pizza for Staff Meeting	0	0074_2206110000	171.07.2022	20-220-204-53-5301-4451	97.14
Fun House and Membership	0	0074_2206210000	171.07.2022	20-220-204-53-5301-4451	377.88
RWB Baseball Concessions	0	0074_2206210000	171.07.2022	20-221-223-53-5301-4776	250.09
RWB Baseball Concessions	0	0074_2206220000	171.07.2022	20-221-223-53-5301-4776	417.25
Refund for Membership	0	0074_2206220000	171.07.2022	20-220-204-53-5301-4451	-180.00
Water Balloons for Camp	0	0074_2206230000	171.07.2022	20-220-203-53-5301-3366	99.96
RWB Staff Food	0	0074_2206230000	171.07.2022	20-221-223-53-5301-4776	37.94
RWB Propane	0	0074_2206230000	171.07.2022	20-221-223-53-5301-4776	41.20
Soccer Concessions	0	0074_2206240000	171.07.2022	20-220-204-53-5301-4451	129.12
Cream of Wheaton Supplies	0	0134_2206010000	171.07.2022	20-000-416-53-5346-1905	29.97
Cream of Wheaton Supplies	0	0134_2206010000	171.07.2022	20-000-416-53-5346-1905	123.69
Cream of Wheaton Supplies	0	0134_2206010000	171.07.2022	20-000-416-53-5346-1905	27.88
Cream of Wheaton Supplies	0	0134_2206020000	171.07.2022	20-000-416-53-5346-1905	19.96
Red White and Blue Concessions	0	0134_2206020000	171.07.2022	20-221-223-53-5301-4776	1,356.97
Mini Golf Supplies	0	0134_2206090000	171.07.2022	20-350-302-53-5302-0000	1,155.50
PPF Equipment	0	0134_2206090000	171.07.2022	20-350-302-53-5306-0000	79.98
PPF Supplies	0	0134_2206140000	171.07.2022	20-350-302-53-5302-0000	85.07
PPF Supplies	0	0134_2206140000	171.07.2022	20-350-302-53-5302-0000	100.23
Staff Meeting	0	0134_2206140000	171.07.2022	20-350-302-54-5432-0000	170.00
Concession Supplies	0	0134_2206210000	171.07.2022	20-221-223-53-5301-4776	35.59
Concession Supplies	0	0134_2206210000	171.07.2022	20-221-223-53-5301-4776	22.14
Sign Up Genius	0	0134_2206270000	171.07.2022	20-350-302-53-5327-0000	9.99
PPF DirecTv 06/28/22-07/2722	0	0134_2206300000	171.07.2022	20-350-302-52-5211-0000	136.99
CAC Keypad Lock	0	0182_2206060000	171.07.2022	20-000-205-53-5306-0000	1,551.50
Northside Pump	0	0182_2206090000	171.07.2022	20-101-231-53-5311-0000	1,971.23
Smoke Detector	0	0182_2206090000	171.07.2022	20-101-000-53-5313-0000	64.00
Office Supplies	0	0207_2206030000	171.07.2022	20-000-112-53-5302-0000	17.34
Craft Supplies	0	0207_2206040000	171.07.2022	20-220-112-53-5301-6628	6.97

Fund **Description**
Vendor No **Vendor Name**

Line Item Description	Check No	Invoice Number	Batch Number	GL Account Number	Amount
Camp Supplies	0	0207_2206070000	171.07.2022	20-220-112-53-5301-6628	107.68
Camp Supplies	0	0207_2206080000	171.07.2022	20-220-112-53-5301-6628	60.50
Office Supplies	0	0207_2206080000	171.07.2022	20-000-112-53-5302-0000	28.88
Camp Supplies	0	0207_2206080000	171.07.2022	20-220-112-53-5301-6628	33.66
Nature Play Date Supplies	0	0207_2206100000	171.07.2022	20-000-112-53-5301-0000	12.07
Nature Play Date Supplies	0	0207_2206120000	171.07.2022	20-000-112-53-5301-0000	42.14
Camp Supplies	0	0207_2206140000	171.07.2022	20-220-112-53-5301-6628	21.25
Animal Care Supplies	0	0207_2206140000	171.07.2022	20-220-112-53-5301-6610	43.93
Camp Supplies	0	0207_2206140000	171.07.2022	20-220-112-53-5301-6628	35.95
Fish O Rama Prizes	0	0207_2206160000	171.07.2022	20-000-112-53-5301-0000	133.08
Crickets	0	0207_2206290000	171.07.2022	20-220-112-53-5301-6610	3.96
Shower Heads	0	0314_2206170000	171.07.2022	20-101-232-53-5311-0000	108.52
Remotes	0	0348_2206020000	171.07.2022	20-101-000-53-5313-000C	24.19
Batteries	0	0348_2206020000	171.07.2022	20-101-220-53-5313-000C	12.49
Broom and Dust Pan	0	0348_2206110000	171.07.2022	20-101-225-53-5316-000C	35.99
Supplies	0	0348_2206120000	171.07.2022	20-101-225-53-5302-000C	117.92
Table Covers	0	0348_2206290000	171.07.2022	20-224-220-53-5302-000C	436.65
Supplies	0	0348_2206290000	171.07.2022	20-101-000-53-5301-000C	27.98
Carpet Cleaner	0	0348_2206300000	171.07.2022	20-101-000-53-5313-000C	142.88
Rug	0	0348_2206300000	171.07.2022	20-224-220-53-5302-000C	449.50
Crisco/Cornmeal/Flour/Salt	0	0355_2206010000	171.07.2022	20-220-112-53-5301-6628	16.93
Plaster of Paris	0	0355_2206060000	171.07.2022	20-220-112-53-5301-6628	17.99
Magnetic Tape	0	0355_2206080000	171.07.2022	20-000-112-53-5302-0000	26.94
Popsicles and Camp Cookout Food	0	0355_2206220000	171.07.2022	20-220-112-53-5301-6628	43.92
Animal Produce	0	0355_2206230000	171.07.2022	20-220-112-53-5301-6610	9.61
Antics Blocks	0	0355_2206230000	171.07.2022	20-220-112-53-5301-6612	32.30
Supplies	0	0364_2206080000	171.07.2022	20-222-232-53-5302-000C	44.94
Rosatis Pizza	0	0364_2206260000	171.07.2022	20-222-232-53-5302-000C	114.45
Rosatis Pizza	0	0364_2206260000	171.07.2022	20-222-232-53-5302-000C	114.45
Rosatis Pizza	0	0364_2206260000	171.07.2022	20-222-232-53-5302-000C	114.45
Credit for Returned Dance Costumes	0	0454_2206080000	171.07.2022	20-220-201-53-5301-1119	-269.70
Credit for Returned Dance Costume	0	0454_2206080000	171.07.2022	20-220-202-53-5301-2205	-44.95
Clay for Pottery Program	0	0454_2206130000	171.07.2022	20-220-201-53-5301-1119	365.00
Glaze for Pottery Program	0	0454_2206230000	171.07.2022	20-220-201-53-5301-1119	30.00
Mary Poppins Script Rights	0	0454_2206270000	171.07.2022	20-220-202-52-5280-2266	830.00
Executive Director & Director of Special Facilities	0	0455_2206170000	171.07.2022	20-000-000-54-5434-000C	11.43
Commissioner Park Tour	0	0455_2206250000	171.07.2022	20-000-000-54-5401-000C	23.90
Employee Family Funeral Flowers	0	0463_2206070000	171.07.2022	20-000-000-54-5434-000C	41.95
Ex Asst IPRA Meeting	0	0463_2206070000	171.07.2022	20-000-000-54-5438-000C	5.92
Wheaton Lions Club Golf Outing	0	0463_2206080000	171.07.2022	20-000-000-54-5438-000C	733.33
Commissioner Family Funeral Flowers	0	0463_2206230000	171.07.2022	20-000-000-54-5401-000C	41.66
Lions Golf Outing Sponsorship	0	0463_2206290000	171.07.2022	20-000-000-54-5438-000C	333.34
Conservation Foundation Annual Dues	0	0463_2206300000	171.07.2022	20-000-000-54-5425-000C	166.68
Education Verification for Athletics Manager	0	0470_2206140000	171.07.2022	20-418-000-54-5426-000C	14.95
Job Posting for PT Personal Trainer	0	0470_2206160000	171.07.2022	20-418-000-54-5426-000C	180.00
Plastic Wine Glasses	0	0710_2206010000	171.07.2022	20-000-416-53-5346-1905	81.06
Concession Supplies	0	0710_2206010000	171.07.2022	20-221-223-53-5301-4776	44.54
Credit Plastic Cups	0	0710_2206040000	171.07.2022	20-000-416-53-5346-1905	-89.96
Echo Dot Smart Speaker	0	0710_2206090000	171.07.2022	20-221-223-53-5319-000C	29.99
Facial Tissue	0	0710_2206120000	171.07.2022	20-350-302-53-5302-000C	65.55
Wireless Mouses	0	0710_2206150000	171.07.2022	20-000-205-53-5302-000C	41.84
Devil Wears Prada Balance	0	0769_2206010000	171.07.2022	20-220-304-52-5280-5531	1,000.00
Lion King Deposit	0	0769_2206010000	171.07.2022	20-220-304-52-5280-5531	690.00
Drury Lane Lunch & Show on 6/22/22	0	0769_2206150000	171.07.2022	20-220-304-52-5280-5545	406.90
Deposit Slips for N S Pool	0	0793_2206100000	171.07.2022	20-222-231-52-5214-000C	17.88
Deposit Slips for Rice Pool	0	0793_2206100000	171.07.2022	20-222-232-52-5214-000C	17.88
Deposit Slips for Clocktower	0	0793_2206100000	171.07.2022	20-000-303-52-5214-000C	17.88
Deposit Bags	0	0793_2206100000	171.07.2022	20-000-000-52-5214-000C	82.35

Fund **Description**
Vendor No **Vendor Name**

Line Item Description	Check No	Invoice Number	Batch Number	GL Account Number	Amount
Face Painter for Cream of Wheaton for Kids Ten 0		0843_2206130000	171.07.2022	20-000-416-53-5346-1905	135.00
Referee Soccer Supplies	0	0868_2206030000	171.07.2022	20-220-204-53-5301-4451	26.35
Referee Soccer Supplies	0	0868_2206090000	171.07.2022	20-220-204-53-5301-4451	24.33
Referee Soccer Supplies	0	0868_2206100000	171.07.2022	20-220-204-53-5301-4451	256.70
Supplies for Cream of Wheaton	0	0876_2206030000	171.07.2022	20-000-416-53-5346-1905	12.50
Cream of Wheaton Radio Shipping	0	0876_2206060000	171.07.2022	20-000-416-53-5346-1905	20.33
Credit for Tax for Graf Concession	0	9193_2206210000	171.07.2022	20-101-000-53-5313-0000	-44.82
Graf Concession Building Supplies	0	9193_2206210000	171.07.2022	20-101-000-53-5313-0000	605.08
Graf Concession Building Supplies	0	9193_2206210000	171.07.2022	20-101-000-53-5313-0000	78.49
Cheer Poms	0	9235_2205310000	171.07.2022	20-221-221-53-5301-4754	126.92
Reimbursed for Mischarge	0	9235_2206070000	171.07.2022	20-221-223-53-5329-0000	-20.14
Mischarge	0	9235_2206070000	171.07.2022	20-221-223-53-5329-0000	20.14
Baseball Scheduling Service	0	9235_2206130000	171.07.2022	20-221-223-52-5210-4211	42.00
Cheer Stunting Supplies	0	9235_2206150000	171.07.2022	20-221-221-53-5301-4754	509.98
Baseball Snow Cone Concession Supplies	0	9235_2206150000	171.07.2022	20-221-223-53-5329-0000	501.86
In-House Soccer Jerseys	0	9235_2206160000	171.07.2022	20-220-204-53-5301-4405	1,027.50
Podcast Hosting Site	0	9235_2206160000	171.07.2022	20-000-205-54-5425-0000	16.00
Baseball Concession Supplies	0	9235_2206210000	171.07.2022	20-221-223-53-5301-4776	1,189.88
Baseball Concession Supplies	0	9235_2206220000	171.07.2022	20-221-223-53-5329-0000	215.15
Baseball Scheduling Service	0	9235_2206280000	171.07.2022	20-221-223-52-5210-4211	14.00
Silvertones Concert Supplies	0	9243_2206020000	171.07.2022	20-220-304-53-5301-5500	64.46
Office Supplies	0	9243_2206070000	171.07.2022	20-220-304-53-5301-5500	58.99
Office Supplies	0	9243_2206090000	171.07.2022	20-220-304-53-5301-5500	63.66
Canva Subscription for Annual Report	0	9243_2206090000	171.07.2022	20-220-304-53-5301-5500	12.99
Camp Blackhawk Supplies	0	9276_2206010000	171.07.2022	20-220-207-53-5301-7734	204.68
Camp Blackhawk Supplies	0	9276_2206010000	171.07.2022	20-220-207-53-5301-7734	87.87
Zoom Monthly June 2022	0	9276_2206010000	171.07.2022	20-000-000-54-5425-0000	90.00
Camp Blackhawk Supplies	0	9276_2206020000	171.07.2022	20-220-207-53-5301-7734	45.78
Camp Blackhawk Supplies	0	9276_2206020000	171.07.2022	20-220-207-53-5301-7734	47.62
Pickleball Supplies	0	9276_2206030000	171.07.2022	20-220-305-53-5301-1014	73.96
Pickleball Supplies	0	9276_2206080000	171.07.2022	20-220-305-53-5301-1014	113.55
Camps	0	9276_2206080000	171.07.2022	20-000-200-53-5306-0000	29.07
Camps	0	9276_2206080000	171.07.2022	20-000-200-53-5306-0000	15.68
Camps	0	9276_2206080000	171.07.2022	20-000-200-53-5306-0000	30.80
Camps	0	9276_2206090000	171.07.2022	20-000-200-53-5306-0000	528.09
Camps	0	9276_2206090000	171.07.2022	20-000-200-53-5306-0000	94.70
Camps	0	9276_2206120000	171.07.2022	20-000-200-53-5306-0000	23.97
Employment Referral Program	0	9276_2206150000	171.07.2022	20-224-220-53-5302-0000	300.00
Office Supplies	0	9276_2206160000	171.07.2022	20-224-220-53-5302-0000	41.67
VALUES Event Shell Gift Card	0	9276_2206180000	171.07.2022	20-000-000-54-5434-0000	50.00
Camp Blackhawk Supplies	0	9276_2206210000	171.07.2022	20-220-207-53-5301-7734	103.54
Mean Camp Green and Illini Supplies	0	9276_2206210000	171.07.2022	20-220-207-53-5301-7775	59.99
Mean Camp Green and Illini Supplies	0	9276_2206210000	171.07.2022	20-220-207-53-5301-7776	60.00
Blackhawk Supplies	0	9276_2206210000	171.07.2022	20-220-207-53-5301-7734	15.88
Wide Horizons Supplies	0	9276_2206230000	171.07.2022	20-220-207-53-5301-7746	85.89
Camp No Name Supplies	0	9276_2206280000	171.07.2022	20-220-207-53-5301-7705	69.47
Camp No Name Supplies	0	9276_2206300000	171.07.2022	20-220-207-53-5301-7705	68.39
NSP Boiler	0	9292_2206130000	171.07.2022	20-101-231-53-5311-0000	9.11
CAC Fan Coil	0	9292_2206220000	171.07.2022	20-101-225-53-5313-0000	173.71
Hot Dog Buns	0	9326_2205310000	171.07.2022	20-222-231-53-5328-0000	17.80
Bungee Cords	0	9326_2206010000	171.07.2022	20-222-232-53-5302-0000	71.06
Wiping Clothes & Magic Eraser	0	9326_2206020000	171.07.2022	20-222-232-53-5302-0000	27.22
Pizza	0	9326_2206030000	171.07.2022	20-222-232-53-5302-0000	93.53
Concession for Resale	0	9326_2206030000	171.07.2022	20-222-231-53-5328-0000	984.00
Concession for Resale	0	9326_2206030000	171.07.2022	20-222-232-53-5328-0000	984.00
Sun Tan Lotion	0	9326_2206040000	171.07.2022	20-222-232-53-5302-0000	132.40
Credit Voucher Rice Pool Testing	0	9326_2206040000	171.07.2022	20-222-232-53-5302-0000	-0.25
Rice Pool Testing	0	9326_2206040000	171.07.2022	20-222-232-53-5302-0000	0.25

Fund **Description**
Vendor No **Vendor Name**

Line Item Description	Check No	Invoice Number	Batch Number	GL Account Number	Amount
Rice Pool Testing	0	9326_2206040000	171.07.2022	20-222-232-53-5302-000C	0.25
Credit Voucher Rice Pool Testing	0	9326_2206040000	171.07.2022	20-222-232-53-5302-000C	-0.25
Concession for Resale	0	9326_2206050000	171.07.2022	20-222-232-53-5328-000C	21.95
Concession for Resale	0	9326_2206050000	171.07.2022	20-222-232-53-5328-000C	36.64
Drum Unit and Toner	0	9326_2206060000	171.07.2022	20-222-232-53-5302-000C	79.50
Hand Tally Counter/Envelopes	0	9326_2206060000	171.07.2022	20-222-232-53-5302-000C	39.62
Dunkin	0	9326_2206070000	171.07.2022	20-222-231-53-5302-000C	97.93
Concession for Resale	0	9326_2206090000	171.07.2022	20-222-232-53-5328-000C	7.80
Supplies	0	9326_2206140000	171.07.2022	20-222-232-53-5302-000C	13.29
Edible Arrangements	0	9326_2206140000	171.07.2022	20-222-232-53-5302-000C	74.47
Gatorade	0	9326_2206140000	171.07.2022	20-222-232-53-5302-000C	22.47
Supplies	0	9326_2206150000	171.07.2022	20-222-232-53-5302-000C	61.98
Insect Bite Antiseptic & Pain Reliever	0	9326_2206200000	171.07.2022	20-222-232-53-5302-000C	40.47
Supplies	0	9326_2206200000	171.07.2022	20-222-232-53-5302-000C	59.46
Sun Tan Lotion	0	9326_2206220000	171.07.2022	20-222-232-53-5302-000C	87.67
Pizza	0	9342_2206020000	171.07.2022	20-000-416-53-5346-1905	54.13
Balloon Artist	0	9342_2206030000	171.07.2022	20-000-416-52-5241-1905	386.00
Camp No Name Supplies	0	9391_2206010000	171.07.2022	20-220-207-53-5301-7705	50.00
Camp I Don't Know Supplies	0	9391_2206010000	171.07.2022	20-220-208-53-5301-888C	70.49
Camp Blackhawk Supplies	0	9391_2206020000	171.07.2022	20-220-207-53-5301-7734	199.94
Camp Blackhawk Supplies	0	9391_2206020000	171.07.2022	20-220-207-53-5301-7734	171.89
Camp No Name Supplies	0	9391_2206030000	171.07.2022	20-220-207-53-5301-7705	43.50
Camp Blackhawk Training	0	9391_2206030000	171.07.2022	20-220-207-53-5301-7734	38.36
Camp No Name Supplies	0	9391_2206030000	171.07.2022	20-220-207-53-5301-7705	146.86
Camp No Name Supplies	0	9391_2206030000	171.07.2022	20-220-207-53-5301-7705	68.80
Field Trip Cinemark Theatres	0	9391_2206040000	171.07.2022	20-220-208-53-5301-888C	630.00
Camp No Name Supplies	0	9391_2206070000	171.07.2022	20-220-207-53-5301-7705	16.92
Preschool Supply Equipment	0	9391_2206080000	171.07.2022	20-000-000-53-5306-000C	151.18
Preschool Supply Equipment	0	9391_2206090000	171.07.2022	20-000-000-53-5306-000C	342.86
Camp No Name Supplies	0	9391_2206090000	171.07.2022	20-220-207-53-5301-7705	60.00
Camp I Don't Know Supplies	0	9391_2206090000	171.07.2022	20-220-208-53-5301-888C	86.79
Camp Illini Supplies	0	9391_2206100000	171.07.2022	20-220-207-53-5301-7775	33.09
Camp Illini Supplies	0	9391_2206130000	171.07.2022	20-220-207-53-5301-7775	112.54
Camp No Name Supplies	0	9391_2206140000	171.07.2022	20-220-207-53-5301-7705	261.32
Camp Illini Supplies	0	9391_2206140000	171.07.2022	20-220-207-53-5301-7775	6.25
Super Tots Supplies	0	9391_2206140000	171.07.2022	20-220-207-53-5301-771C	150.71
Camp No Name Pizza Party	0	9391_2206160000	171.07.2022	20-220-207-53-5301-7705	163.82
Camp Blackhawk Supplies	0	9391_2206170000	171.07.2022	20-220-207-53-5301-7734	24.57
Babysitting Program	0	9391_2206200000	171.07.2022	20-220-208-52-5280-8805	309.00
Camp No Name Supplies	0	9391_2206210000	171.07.2022	20-220-207-53-5301-7705	150.00
Camp I Don't Know Supplies	0	9391_2206210000	171.07.2022	20-220-208-53-5301-888C	176.83
Camp No Name Pizza Party	0	9391_2206230000	171.07.2022	20-220-207-53-5301-7705	163.48
Camp No Name Field Trip	0	9391_2206240000	171.07.2022	20-220-207-52-5280-7705	800.00
Camp I Don't Know Field Trip	0	9391_2206240000	171.07.2022	20-220-208-52-5280-888C	485.50
Camp No Name Supplies	0	9391_2206270000	171.07.2022	20-220-207-53-5301-7705	7.50
Camp Blackhawk Supplies	0	9391_2206270000	171.07.2022	20-220-207-53-5301-7734	175.78
Super Tots Supplies	0	9391_2206270000	171.07.2022	20-220-207-53-5301-771C	13.75
Camp No Name Supplies	0	9391_2206280000	171.07.2022	20-220-207-53-5301-7705	207.45
Camp No Name Supplies	0	9391_2206290000	171.07.2022	20-220-207-53-5301-7705	69.02
Camp No Name Supplies	0	9391_2206290000	171.07.2022	20-220-207-53-5301-7705	27.50
Camp No Name Pizza Party	0	9391_2206300000	171.07.2022	20-220-207-53-5301-7705	203.77
Camp No Name Supplies	0	9391_2206300000	171.07.2022	20-220-207-53-5301-7705	67.70
Camp I Don't Know Supplies	0	9391_2206300000	171.07.2022	20-220-208-53-5301-888C	6.25
Vendor Total:					32,084.92
04221 Plug & Pay Technologies					
06/22 Plug N Pay Gateway Fees	0	063022	141.07.2022	20-000-000-52-5239-000C	183.45
06/22 Plug N Pay Gateway Fees	0	063022	141.07.2022	20-000-112-52-5239-000C	15.00

Fund **Description**
Vendor No **Vendor Name**

Line Item Description	Check No	Invoice Number	Batch Number	GL Account Number	Amount
06/22 Plug N Pay Gateway Fees	0	063022	141.07.2022	20-350-303-52-5239-000C	16.35
06/22 Plug N Pay Gateway Fees	0	063022	141.07.2022	20-000-304-52-5239-000C	15.00
06/22 Plug N Pay Gateway Fees	0	063022	141.07.2022	20-222-231-52-5239-000C	33.20
06/22 Plug N Pay Gateway Fees	0	063022	141.07.2022	20-222-232-52-5239-000C	198.00
Vendor Total:					461.00
04287 Global Payments Inc					
06/22 Merchant CC Processing Fees	0	063022	141.07.2022	20-350-303-52-5239-000C	138.57
06/22 Merchant CC Processing Fees	0	063022	141.07.2022	20-000-000-52-5239-000C	14,362.60
06/22 Merchant CC Processing Fees	0	063022	141.07.2022	20-222-232-52-5239-000C	1,850.73
06/22 Merchant CC Processing Fees	0	063022	141.07.2022	20-222-231-52-5239-000C	309.08
06/22 Merchant CC Processing Fees	0	063022	141.07.2022	20-000-112-52-5239-000C	114.34
06/22 Merchant CC Processing Fees	0	063022	141.07.2022	20-000-304-52-5239-000C	177.73
Vendor Total:					16,953.05
04374 Wheaton Bank and Trust Company					
06/22 WB&T Bank Analysis Service Charges th: 0		063022	141.07.2022	20-000-000-52-5214-000C	180.74
Vendor Total:					180.74
06279 Paylocity Corporation					
07/01/2022 Payroll Processing	0	110508371	141.07.2022	20-000-000-52-5211-0000	797.41
07/15/2022 Payroll Processing	0	110583487	141.07.2022	20-000-000-52-5211-0000	1,231.35
07/29/2022 Payroll Processing	0	110663930	141.07.2022	20-000-000-52-5211-0000	2,135.06
Vendor Total:					4,163.82
TMP*3549 Foley, Sara					
I Speak Spanish! Refund for Foley	166941	2704903	162.07.2022	20-000-000-20-2025-000C	54.00
Super Times Refund for Foley	166948	2709921	163.07.2022	20-000-000-20-2025-000C	90.00
Soccer - Corec PeeWee Refund for Foley	166955	2713808	164.07.2022	20-000-000-20-2025-000C	10.00
Vendor Total:					154.00
TMP*3570 Zownorega, Kelly					
Wild Explorers - Out Refund for Zownorega	166946	2703368	162.07.2022	20-000-000-20-2025-000C	246.00
Wild Explorers - Out Refund for Zownorega	166946	2703368	162.07.2022	20-000-000-20-2025-000C	246.00
Vendor Total:					492.00
TMP*3571 DuPage County Animal Services					
POS Refund for DuPage County Animal Service 166940		2705576	162.07.2022	20-000-000-20-2025-000C	250.00
Vendor Total:					250.00
TMP*3574 Romer, Kris					
Pass Refund for Romer	166950	2708262	163.07.2022	20-000-000-20-2025-000C	61.00
Vendor Total:					61.00
TMP*3575 Danekas, Gwenda					
Pass Refund for Danekas	166947	2710358	163.07.2022	20-000-000-20-2025-000C	212.00
Pass Refund for Danekas	166947	2710358	163.07.2022	20-000-000-20-2025-000C	85.00
Pass Refund for Danekas	166947	2710358	163.07.2022	20-000-000-20-2025-000C	340.00
Vendor Total:					637.00
TMP*3578 Moriarty, Margaret					
Pass Refund for Moriarty	166962	2716387	164.07.2022	20-000-000-20-2025-000C	82.50
Vendor Total:					82.50
TMP*3579 Todd, Claudia					
CC Before Care Wk 8 Refund for Todd	166965	2716652	164.07.2022	20-000-000-20-2025-000C	42.00

Fund **Description**
Vendor No **Vendor Name**

Line Item Description	Check No	Invoice Number	Batch Number	GL Account Number	Amount
CC After Care Wk 8 Refund for Todd	166965	2716652	164.07.2022	20-000-000-20-2025-000C	42.00
Vendor Total:					84.00
Fund Total:					63,736.03
22 Cosley Zoo					
04121 UMB Bank N.A.					
Produce	0	0217_2206030000	171.07.2022	22-501-000-53-5339-000C	57.04
Plastic Free Ecochallenge Sponsorship	0	0217_2206140000	171.07.2022	22-501-000-54-5426-000C	750.00
Memorial Flowers	0	0217_2206160000	171.07.2022	22-501-000-53-5302-000C	101.90
Calendar Refill	0	0217_2206160000	171.07.2022	22-501-000-53-5302-000C	67.80
Food Service Training	0	0217_2206230000	171.07.2022	22-501-000-54-5432-000C	15.00
Coffee Maker for Meetings	0	0217_2206250000	171.07.2022	22-501-000-53-5302-000C	71.67
Animal Feed	0	0217_2206280000	171.07.2022	22-501-000-53-5339-000C	1,024.98
Food Handler Course	0	0850_2206010000	171.07.2022	22-501-000-54-5425-000C	15.00
Plumbing Supplies	0	0850_2206020000	171.07.2022	22-501-000-53-5311-0000	288.78
Flat Cart Tire	0	0850_2206030000	171.07.2022	22-501-000-53-5345-000C	70.60
Batteries	0	0850_2206050000	171.07.2022	22-501-000-53-5312-000C	9.99
Building Supplies	0	0850_2206070000	171.07.2022	22-501-000-53-5313-000C	39.50
Expert Power Battery	0	0850_2206140000	171.07.2022	22-501-000-53-5312-000C	104.00
Sonic Power Battery	0	0850_2206140000	171.07.2022	22-501-000-53-5312-000C	99.99
Hardware	0	0850_2206150000	171.07.2022	22-501-000-53-5334-000C	81.90
Hardware	0	0850_2206170000	171.07.2022	22-501-000-53-5334-000C	4.60
Hose Reel Cart	0	0850_2206210000	171.07.2022	22-501-000-53-5311-0000	145.99
Thermostat for Lynx and Heat Probe	0	0850_2206210000	171.07.2022	22-501-000-53-5345-000C	27.96
Cleaning Supplies	0	0850_2206220000	171.07.2022	22-501-000-53-5316-000C	79.32
Custodial Supplies	0	0850_2206220000	171.07.2022	22-501-000-53-5316-000C	372.80
Lynx Waterfall	0	0850_2206270000	171.07.2022	22-501-000-52-5210-000C	235.00
Fuel for Saw for Rabbit Exhibit	0	0850_2206290000	171.07.2022	22-501-000-53-5302-000C	13.96
Hearing Protection	0	0850_2206290000	171.07.2022	22-501-000-53-5345-000C	72.91
Bobcat HVAC	0	9292_2206160000	171.07.2022	22-501-000-53-5313-000C	261.52
Raccoon Building	0	9292_2206170000	171.07.2022	22-501-000-53-5313-000C	249.00
Insects	0	9441_2206010000	171.07.2022	22-501-000-53-5339-000C	96.80
Fuel for Lynx Acquisition	0	9441_2206030000	171.07.2022	22-501-000-53-5325-000C	30.05
Hotel Stay for Lynx Acquisition	0	9441_2206040000	171.07.2022	22-501-000-53-5325-000C	99.52
IPass Replenishment for Zoo Vehicle	0	9441_2206040000	171.07.2022	22-501-000-53-5302-000C	80.00
Dinner During Lynx Acquisition	0	9441_2206080000	171.07.2022	22-501-000-53-5325-000C	34.58
Fuel for Truck During Lynx Acquisition Trip	0	9441_2206090000	171.07.2022	22-501-000-53-5325-000C	64.97
Fuel for Truck During Lynx Acquisition	0	9441_2206090000	171.07.2022	22-501-000-53-5325-000C	96.51
Dinner During Lynx Acquisition	0	9441_2206090000	171.07.2022	22-501-000-53-5325-000C	9.97
Produce for Animals	0	9441_2206100000	171.07.2022	22-501-000-53-5339-000C	53.37
Cooling Slabs for Rabbits	0	9441_2206140000	171.07.2022	22-501-000-53-5336-000C	50.10
Produce	0	9441_2206170000	171.07.2022	22-501-000-53-5339-000C	20.57
Concession Staff Training	0	9474_2206030000	171.07.2022	22-501-000-54-5432-000C	15.00
Lynx Skull and Claw	0	9474_2206060000	171.07.2022	22-220-206-53-5301-665C	150.00
Lynx Skull and Claw	0	9474_2206060000	171.07.2022	22-220-206-53-5301-6675	115.96
Lynx Fur	0	9474_2206080000	171.07.2022	22-220-206-53-5301-6675	37.90
Summer Teen Interpreter Shirts	0	9474_2206080000	171.07.2022	22-220-206-53-5301-6664	137.02
Candle Lighters	0	9474_2206160000	171.07.2022	22-501-000-53-5392-000C	8.98
Supplies	0	9474_2206210000	171.07.2022	22-501-000-53-5302-000C	38.55
Epi Pen Trainer	0	9474_2206210000	171.07.2022	22-501-000-53-5303-000C	7.88
Supplies	0	9474_2206210000	171.07.2022	22-220-206-53-5301-6662	160.64
Rodents	0	9474_2206240000	171.07.2022	22-501-000-53-5339-000C	813.00
Insects	0	9474_2206240000	171.07.2022	22-501-000-53-5339-000C	60.57
Plastic Wrap	0	9474_2206240000	171.07.2022	22-501-000-53-5336-000C	3.69
Produce	0	9474_2206240000	171.07.2022	22-501-000-53-5339-000C	55.56
Zinc and Vitamin E	0	9474_2206290000	171.07.2022	22-501-000-53-5309-000C	43.98

Fund **Description**
Vendor No **Vendor Name**

Line Item	Description	Check No	Invoice Number	Batch Number	GL Account Number	Amount
Vendor Total:						6,546.38
04221	Plug & Pay Technologies					
06/22	Plug N Pay Gateway Fees	0	063022	141.07.2022	22-501-000-52-5239-000C	67.05
Vendor Total:						67.05
06279	Paylocity Corporation					
07/01/2022	Payroll Processing	0	110508371	141.07.2022	22-000-000-52-5211-0000	116.69
07/15/2022	Payroll Processing	0	110583487	141.07.2022	22-000-000-52-5211-0000	180.20
07/29/2022	Payroll Processing	0	110663930	141.07.2022	22-000-000-52-5211-0000	312.45
Vendor Total:						609.34
Fund Total:						7,222.77
23	Liability					
04121	UMB Bank N.A.					
AED Supplies		0	0364_2206290000	171.07.2022	23-000-000-53-5302-000C	552.00
Vendor Total:						552.00
Fund Total:						552.00
26	IMRF					
00465	I.M.R.F.					
06/22	IMRF	0	063022	141.07.2022	26-000-000-21-2124-000C	44,393.53
Vendor Total:						44,393.53
Fund Total:						44,393.53
40	Capital Projects					
04121	UMB Bank N.A.					
Play for All Concrete		0	0118_2206240000	171.07.2022	40-000-188-57-5706-000C	170.07
Gravity Rail		0	0118_2206290000	171.07.2022	40-000-188-57-5706-000C	295.07
CC Parking Lot		0	0182_2206280000	171.07.2022	40-101-000-53-5302-000C	206.57
CC Storm Drain		0	0182_2206290000	171.07.2022	40-101-000-53-5302-000C	160.68
NRPA Conference Airfare		0	0208_2206300000	171.07.2022	40-000-000-54-5432-000C	488.97
Webinar Training		0	0223_2206110000	171.07.2022	40-000-000-54-5432-000C	100.00
Equipment Supplies		0	0272_2206290000	171.07.2022	40-800-822-53-5301-000C	272.94
CAC Sidewalk Materials		0	9193_2206170000	171.07.2022	40-101-000-53-5349-000C	15.92
Credit on Tax for CAC Parking Lot		0	9193_2206230000	171.07.2022	40-101-000-53-5302-000C	-18.36
CAC Parking Lot		0	9193_2206230000	171.07.2022	40-000-000-57-5701-000C	216.37
CAC Parking Lot		0	9193_2206230000	171.07.2022	40-101-000-53-5302-000C	248.04
Storm Drain		0	9193_2206290000	171.07.2022	40-101-000-53-5302-000C	104.82
Vendor Total:						2,261.09
Fund Total:						2,261.09
60	Golf Fund					
04121	UMB Bank N.A.					
DirecTv 06/21/22-07/20/22		0	0134_2206230000	171.07.2022	60-000-000-52-5211-0000	284.99
Beverage Cart Menus		0	0191_2206020000	171.07.2022	60-612-000-53-5302-000C	310.00
Coil for Beer Cooler		0	0256_2206080000	171.07.2022	60-612-000-54-5441-000C	1,062.29
Air Parts Locker Room		0	0256_2206130000	171.07.2022	60-000-000-54-5441-000C	1,038.00
Parts for Building		0	0256_2206150000	171.07.2022	60-000-000-53-5313-000C	109.65
Candles		0	0256_2206180000	171.07.2022	60-612-901-53-5390-000C	76.56
Br #95 Fan Motor for Freezer		0	0256_2206210000	171.07.2022	60-612-000-54-5441-000C	434.58
Outside Ashtrays		0	0331_2206030000	171.07.2022	60-000-000-53-5313-000C	895.02

Fund **Description**
Vendor No **Vendor Name**

Line Item Description	Check No	Invoice Number	Batch Number	GL Account Number	Amount
PGA Annual Dues	0	0331_2206210000	171.07.2022	60-000-000-54-5425-000C	737.00
PGA Annual Dues	0	0331_2206250000	171.07.2022	60-000-000-54-5425-000C	737.00
PGA Annual Dues	0	0331_2206270000	171.07.2022	60-000-000-54-5425-000C	737.00
Executive Director & Director of Special Facilities	0	0455_2206170000	171.07.2022	60-000-000-54-5434-000C	11.44
Commissioner Park Tour	0	0455_2206250000	171.07.2022	60-000-000-54-5401-000C	23.91
Employee Family Funeral Flowers	0	0463_2206070000	171.07.2022	60-000-000-54-5434-000C	41.95
Ex Asst IPRA Meeting	0	0463_2206070000	171.07.2022	60-000-000-54-5438-000C	5.91
Wheaton Lions Club Golf Outing	0	0463_2206080000	171.07.2022	60-000-000-54-5438-000C	733.34
Commissioner Family Funeral Flowers	0	0463_2206230000	171.07.2022	60-000-000-54-5401-000C	41.68
Lions Golf Outing Sponsorship	0	0463_2206290000	171.07.2022	60-000-000-54-5438-000C	333.33
Conservation Foundation Annual Dues	0	0463_2206300000	171.07.2022	60-000-000-54-5425-000C	166.66
Paint for Under Patio	0	0538_2206090000	171.07.2022	60-000-000-53-5347-000C	81.96
Paint Brushes	0	0538_2206100000	171.07.2022	60-000-000-53-5347-000C	21.96
Metal Covers for Under Patio	0	0538_2206100000	171.07.2022	60-000-000-53-5312-000C	11.04
SiriusXM June 2022	0	0660_2206010000	171.07.2022	60-000-000-52-5211-0000	60.94
Yeti Cooler Raffle for Rotary Golf Outing	0	0660_2206130000	171.07.2022	60-000-000-54-5438-000C	20.00
Beef Jerky for Trolley	0	0660_2206160000	171.07.2022	60-000-000-14-1415-000C	219.95
Wedding Late Night Snack	0	0660_2206160000	171.07.2022	60-612-901-52-5292-000C	1,105.74
Matches	0	0660_2206160000	171.07.2022	60-000-000-53-5302-000C	18.84
Igloo 48 Quart Cooler	0	0660_2206170000	171.07.2022	60-000-000-53-5302-000C	33.20
Office Supplies	0	0660_2206200000	171.07.2022	60-000-000-53-5302-000C	175.03
Wedding Cake	0	0660_2206230000	171.07.2022	60-612-901-52-5292-000C	272.90
Tax Refund for Events Late Night Snack	0	0660_2206280000	171.07.2022	60-612-901-52-5292-000C	-78.51
AGC Reservations	0	0660_2206290000	171.07.2022	60-000-000-52-5211-0000	1,579.00
Champagne Flutes	0	0777_2206020000	171.07.2022	60-612-901-53-5390-000C	801.27
Rosatis Pizza Late Night Snack	0	0777_2206020000	171.07.2022	60-612-901-52-5292-000C	149.88
Tablecloths	0	0777_2206040000	171.07.2022	60-612-901-53-5390-000C	91.41
Malibu for Wedding	0	0777_2206050000	171.07.2022	60-000-000-14-1412-000C	99.96
Lunch	0	0777_2206210000	171.07.2022	60-000-000-54-5434-000C	102.53
Late Night Snack	0	0777_2206250000	171.07.2022	60-612-901-52-5292-000C	175.87
Late Night Snack	0	0777_2206250000	171.07.2022	60-612-901-52-5292-000C	55.95
Late Night Snack	0	0777_2206250000	171.07.2022	60-612-901-52-5292-000C	54.95
Banquet Supplies	0	0785_2206190000	171.07.2022	60-612-901-53-5390-000C	390.74
Restaurant Supplies	0	0785_2206190000	171.07.2022	60-612-902-53-5388-000C	390.74
Banquet Supplies	0	0785_2206280000	171.07.2022	60-612-901-53-5390-000C	261.34
Restaurant Supplies	0	0785_2206280000	171.07.2022	60-612-902-53-5388-000C	261.34
Deposit Bags	0	0793_2206100000	171.07.2022	60-611-000-52-5214-0000	17.64
Deposit Bags	0	0793_2206100000	171.07.2022	60-612-000-52-5214-000C	17.65
VALUES Event Shell Gift Card	0	9276_2206180000	171.07.2022	60-000-000-54-5434-000C	50.00
Yelp May 2022	0	9342_2206010000	171.07.2022	60-611-415-54-5426-0000	75.00
Cms Text LLC	0	9342_2206020000	171.07.2022	60-612-415-54-5426-000C	63.90
Here Comes The Guide	0	9342_2206200000	171.07.2022	60-612-415-54-5426-000C	75.00
Vendor Total:					14,437.53
04221 Plug & Pay Technologies					
06/22 Plug N Pay Gateway Fees	0	063022	141.07.2022	60-611-000-52-5239-0000	291.05
06/22 Plug N Pay Gateway Fees	0	063022	141.07.2022	60-612-000-52-5239-000C	15.00
Vendor Total:					306.05
04274 Columbus Data Services LLC					
06/22 ATM ICHG Trans Service Fees	0	063022	141.07.2022	60-000-000-52-5214-000C	15.97
Vendor Total:					15.97
04287 Global Payments Inc					
06/22 Merchant CC Processing Fees	0	063022	141.07.2022	60-611-000-52-5239-0000	7,646.34
06/22 Merchant CC Processing Fees	0	063022	141.07.2022	60-612-000-52-5239-000C	6,283.25

Fund **Description**
Vendor No **Vendor Name**

Line Item	Description	Check No	Invoice Number	Batch Number	GL Account Number	Amount
Vendor Total:						13,929.59
04292	American Express					
06/22	Merchant CC Processing Fees	0	063022	141.07.2022	60-611-000-52-5239-0000	718.79
06/22	Merchant CC Processing Fees	0	063022	141.07.2022	60-612-000-52-5239-0000	601.33
Vendor Total:						1,320.12
04374	Wheaton Bank and Trust Company					
06/22	WB&T Bank Analysis Service Charges th	0	063022	141.07.2022	60-000-000-52-5214-0000	180.74
	To Record ATM Replenishment out of the WB&	0	071222ATM	141.07.2022	60-000-000-10-1011-0000	14,000.00
Vendor Total:						14,180.74
06279	Paylocity Corporation					
07/01/2022	Payroll Processing	0	110508371	141.07.2022	60-000-000-52-5211-0000	777.96
07/15/2022	Payroll Processing	0	110583487	141.07.2022	60-000-000-52-5211-0000	1,201.32
07/29/2022	Payroll Processing	0	110663930	141.07.2022	60-000-000-52-5211-0000	2,082.98
Vendor Total:						4,062.26
06712	FDS Holdings Inc.					
06/22	Cardconnect Gateway Fees	0	063022	141.07.2022	60-611-000-52-5239-0000	35.00
06/22	Cardconnect Gateway Fees	0	063022	141.07.2022	60-612-901-52-5239-0000	3,006.11
Vendor Total:						3,041.11
Fund Total:						51,293.37
75	Health Insurance					
06725	Health Care Service Corporation					
	WDSRA% Insurance August 2022	0	080122	164.07.2022	75-000-000-12-1222-0000	393.99
	Foundation% Insurance August 2022	0	080122	164.07.2022	75-000-000-12-1221-0000	190.18
	Retiree Health & Dental Insurance August 2022	0	080122	164.07.2022	75-000-000-21-2137-0000	1,954.56
	Employee Health and Dental Insurance August 2022	0	080122	164.07.2022	75-000-000-52-5231-0000	124,583.89
	Cobra Insurance Premiums August 2022	0	080122	164.07.2022	75-000-000-12-1223-0000	1,114.84
Vendor Total:						128,237.46
Fund Total:						128,237.46
Report Total:						449,395.50

Accounts Payable

Checks Approval Document

User: rtucker
Printed: 9/7/2022 - 3:41 PM



Wheaton Park District


Board of Commissioners Report From the Period Beginning August 10, 2022 and Ending September 06, 2022.


Fund	Description	Amount
10	General	80,361.03
20	Recreation	296,433.81
22	Cosley Zoo	13,724.34
23	Liability	39,429.28
40	Capital Projects	45,365.70
60	Golf Fund	310,033.46
70	Information Technology	26,266.15
75	Health Insurance	3,357.50

Report Total: 814,971.27

To the Board of Commissioners

The payment of the above listed accounts has been accepted by the Park District Board of Commissioners at their meeting held on September 14, 2022.


(Treasurer)


(Secretary)

Accounts Payable

Checks Approval List

User: rtucker
Printed: 9/7/2022 - 3:58 PM



Wheaton Park District

Board of Commissioners Report From the Period Beginning August 10, 2022 and Ending September 06, 2022

Fund Description

Vendor No Vendor Name

Line Item Description Check No Invoice Number Batch Number GL Account Number Amount

10	General					
00001	1st AYD Corporation					
First Aid Supplies	222291	PSI551444	084.08.2022	10-101-000-53-5303-000C	213.67	

Vendor Total: 213.67

00042	Anderson Elevator Co.					
Parks Elevator Maintenance August 2022	222179	60954-R953	083.08.2022	10-101-000-52-5211-0000	155.00	
DHM Elevator Maintenance August 2022	222179	60955-Z1C6	083.08.2022	10-101-854-52-5211-0000	214.00	

Vendor Total: 369.00

00164	Carol Stream Lawn and Power					
Machinery Supplies	222106	486377	082.08.2022	10-101-000-53-5315-000C	179.97	
Chain Loop/Fuel Lines	222191	486559	083.08.2022	10-101-000-53-5315-000C	30.36	
Parts Equipment 1902 and 5521	222304	486870	084.08.2022	10-101-000-53-5315-000C	29.34	

Vendor Total: 239.67

00193	City of Wheaton					
Prairie Path Park 070722-080522	222308	0004420000_0822	084.08.2022	10-000-000-52-5264-000C	22.29	
Hurley Park 070722-080522	222308	0021856000_0822	084.08.2022	10-000-000-52-5264-000C	22.29	
Parks & Planning 070622-080422	222308	0029220000_0822	084.08.2022	10-101-000-52-5264-000C	254.06	
W W Stevens Park 070622-080422	222308	0055220100_0822	084.08.2022	10-000-000-52-5264-000C	20.89	
855 Prairie 070622-080422	222308	0310060201_0822	084.08.2022	10-000-856-52-5264-000C	187.08	
Central Pk 052622-080422	222308	0366270000_0822	084.08.2022	10-000-000-52-5264-000C	22.29	
Kelly Park/Edison 070722-080522	222308	0370840000_0822	084.08.2022	10-000-000-52-5264-000C	63.05	
DC Hist Museum 070622-080422	222308	0396760000_0822	084.08.2022	10-000-000-52-5264-000C	45.28	
DC Hist Museum 070622-080422	222308	0396760000_0822	084.08.2022	10-430-000-52-5264-000C	19.40	
Northside Park 070722-080422	222308	0402460000_0822	084.08.2022	10-000-000-52-5264-000C	221.45	
Memorial Park 070622-080422	222308	0417770200_0822	084.08.2022	10-000-000-52-5264-000C	743.66	
Seven Gables Park 070722-080522	222308	0500620100_0822	084.08.2022	10-000-000-52-5264-000C	107.88	
Scottdale Park 070722-080522	222308	0551600000_0822	084.08.2022	10-000-000-52-5264-000C	20.89	
Briar Patch Park 070722-080522	222308	0642091600_0822	084.08.2022	10-000-000-52-5264-000C	20.89	
Briar Patch Park 070722-080522	222308	0642091700_0822	084.08.2022	10-000-000-52-5264-000C	57.48	
Triangle Park 070622-080422	222308	0666060100_0822	084.08.2022	10-000-000-52-5264-000C	22.29	
Hillside Park 070722-080522	222308	0670480200_0822	084.08.2022	10-000-000-52-5264-000C	20.89	
Sunnyside Park 070722-080522	222308	0674020000_0822	084.08.2022	10-000-000-52-5264-000C	20.89	
Hoffman Park 070622-080422	222308	0693200000_0822	084.08.2022	10-000-000-52-5264-000C	20.89	
Briarknoll Park 070722-080522	222308	0922450100_0822	084.08.2022	10-000-000-52-5264-000C	20.89	

Vendor Total: 1,934.73

00243	DuPage County Public Works					
Briar Patch Park 040722-060822	222116	15519513_0622	082.08.2022	10-000-000-52-5264-000C	38.60	

Vendor Total: 38.60

00275	Faulks Bros. Construction Inc.					
Washington Ballfield Material	222217	372534	083.08.2022	10-101-000-53-5331-000C	3,689.20	

Vendor Total: 3,689.20

00335	W W Grainger Inc					
-------	------------------	--	--	--	--	--

Fund Description
Vendor No Vendor Name

Line Item Description	Check No	Invoice Number	Batch Number	GL Account Number	Amount
Bandshell Switches	222282	9403875850	083.08.2022	10-101-000-53-5313-000C	95.11
				Vendor Total:	95.11
00386 Hagg Press Inc					
Brew Fest Punch Cards	222124	115943	082.08.2022	10-000-416-53-5346-1903	1,445.37
				Vendor Total:	1,445.37
00387 Haggerty Ford					
Washer Nozzle	222125	9244	082.08.2022	10-101-000-53-5315-000C	28.20
Hose Truck 1103	222318	9359	084.08.2022	10-101-000-53-5315-000C	135.30
				Vendor Total:	163.50
00406 Commonwealth Edison					
Seven Gables Park 071322-081122	222202	8679428014_0822	083.08.2022	10-000-000-52-5260-000C	14.06
				Vendor Total:	14.06
00417 Constellation NewEnergy Inc					
Main Street Tennis Lighting 070822-080822	222312	0081092079_0822	084.08.2022	10-000-000-52-5260-000C	22.22
Parks & Planning 071422-081222	222312	1785163109_0822	084.08.2022	10-101-000-52-5260-000C	461.53
Overpass Bridge 071522-081522	222312	2115116037_0822	084.08.2022	10-000-000-52-5260-000C	35.11
Northside Park 071522-081522	222379	2423026020_0822	085.08.2022	10-000-000-52-5260-000C	36.03
C L Herrick Park 071822-081622	222312	6703043016_0822	084.08.2022	10-000-000-52-5260-000C	34.06
Northside Park 072222-082222	222379	7203024021_0822	085.08.2022	10-000-000-52-5260-000C	337.66
Briar Patch Park 071222-081022	222379	7671244006_0822	085.08.2022	10-000-000-52-5260-000C	37.07
Hurley Park 071322-081122	222379	7928415004_0822	085.08.2022	10-000-000-52-5260-000C	20.40
Northside Park 071522-081522	222379	8351597001_0822	085.08.2022	10-000-000-52-5260-000C	38.93
855 Prairie 071822-081522	222312	8603078055_0822	084.08.2022	10-000-856-52-5260-000C	491.97
Seven Gables Park 071322-081122	222312	8679427008_0822	084.08.2022	10-000-000-52-5260-000C	42.80
DC History Museum 070822-080822	222312	8843216006_0822	084.08.2022	10-000-000-52-5260-000C	472.51
DC History Museum 070822-080822	222312	8843216006_0822	084.08.2022	10-430-000-52-5260-000C	202.51
Memorial Park 070822-080822	222206	8843562003_0822	083.08.2022	10-000-000-52-5260-000C	23.06
				Vendor Total:	2,255.86
00614 Mee, Terry					
Reimbursement for NRPA Conference Airfare	222248	081222	083.08.2022	10-000-000-54-5401-000C	217.32
				Vendor Total:	217.32
00617 MENARDS GLENDALE HEIGHTS					
Benches	222336	95168	084.08.2022	10-101-000-53-5314-000C	1,085.60
				Vendor Total:	1,085.60
00671 NCPERS - IL IMRF - 0817					
August 2022 NCPERS	222410	0817092022	085.08.2022	10-000-000-21-2130-000C	192.00
				Vendor Total:	192.00
00680 Northern Illinois Gas Company					
855 Prairie 071922-081722	222340	0402035172_0822	084.08.2022	10-000-856-52-5261-000C	55.24
855 Prairie 071922-081722	222340	0693040819_0822	084.08.2022	10-000-856-52-5261-000C	49.64
855 Prairie 071922-081722	222340	0835554754_0822	084.08.2022	10-000-856-52-5261-000C	49.64
855 Prairie 071922-081722	222340	1366082885_0822	084.08.2022	10-000-856-52-5261-000C	49.64
855 Prairie 071922-081722	222340	5076137885_0822	084.08.2022	10-000-856-52-5261-000C	49.64
DC History Museum 071522-081522	222411	5389121000_0822	085.08.2022	10-430-000-52-5261-000C	34.25
DC History Museum 071522-081522	222411	5389121000_0822	085.08.2022	10-000-000-52-5261-000C	79.93
				Vendor Total:	367.98
00742 Pepsi Beverages Company					

Fund **Description**
Vendor No **Vendor Name**

Line Item Description	Check No	Invoice Number	Batch Number	GL Account Number	Amount
Pepsi - Brew and Seltzer Fest	222341	34068014	084.08.2022	10-000-416-53-5346-1903	260.40
Vendor Total:					260.40
00758 Playpower LT Farmington Inc.					
Briar Patch Park Slide	222416	1400260164	085.08.2022	10-101-000-53-5310-0000	1,516.82
Vendor Total:					1,516.82
00783 Randall Pressure Systems Inc					
# 1372	222152	I-48527-0	082.08.2022	10-101-000-53-5315-0000	65.59
Parts Equipment 1364	222262	I-48583-0	083.08.2022	10-101-000-53-5315-0000	222.87
Vendor Total:					288.46
00792 Reinders Inc					
Equipment 1383 PSC 45100 Switch Oil	222153	6015972-00	082.08.2022	10-101-000-53-5315-0000	40.51
Equipment 2021 PSC 45107 Grind Stone	222153	6016047-00	082.08.2022	10-101-000-53-5315-0000	173.63
Pulley Idler	222153	6017147-00	082.08.2022	10-101-000-53-5315-0000	84.99
Vendor Total:					299.13
00825 Russo Hardware Inc					
Gas Cans	222350	SPI11209856	084.08.2022	10-101-000-53-5315-0000	110.99
Vendor Total:					110.99
00942 Terrace Supply Company					
Acetylene Cylinder	222161	70539017	082.08.2022	10-101-000-53-5348-0000	87.69
Vendor Total:					87.69
01003 Vermeer Illinois Inc.					
Blade Sharpening	222166	PJ1852	082.08.2022	10-101-000-53-5315-0000	68.82
#1209 PSC 45797	222281	PJ1983	083.08.2022	10-101-000-53-5315-0000	39.78
Equip 1209 PSC 45998	222358	PJ2446	084.08.2022	10-101-000-53-5315-0000	8.73
Vendor Total:					117.33
01023 Waste Management of Illinois Inc					
Brewfest Dumpster	222361	0004733-2011-7	084.08.2022	10-000-416-52-5241-1903	286.00
Parks & Planning July 2022	222170	207653823005_0722	082.08.2022	10-101-000-52-5263-0000	1,513.88
Vendor Total:					1,799.88
01043 Wheaton Sanitary District					
DC Hist Museum 070622-080422	222438	020785000_0822	085.08.2022	10-000-000-52-5264-0000	23.39
DC Hist Museum 070622-080422	222438	020785000_0822	085.08.2022	10-430-000-52-5264-0000	10.03
Seven Gables Park 070722-080522	222438	022415000_0822	085.08.2022	10-000-000-52-5264-0000	57.93
Manchester Park 070622-080422	222438	026101000_0822	085.08.2022	10-000-000-52-5264-0000	21.17
Parks & Planning 070622-080422	222438	027991000_0822	085.08.2022	10-101-000-52-5264-0000	106.94
Northside Park 070722-080422	222438	037067000_0822	085.08.2022	10-000-000-52-5264-0000	106.94
Prairie Path Park 070722-080522	222438	037561000_0822	085.08.2022	10-000-000-52-5264-0000	13.00
855 Prairie 070622-080422	222438	041834000_0822	085.08.2022	10-000-856-52-5264-0000	102.86
Vendor Total:					442.26
02243 Holsteins Garage					
Inspections	222128	2374	082.08.2022	10-101-000-52-5210-0000	120.00
Truck 1186 Parts	222323	52294	084.08.2022	10-101-000-53-5315-0000	300.00
Vendor Total:					420.00
02300 Home Depot Credit Services					
Tools for Soccer Layout	222232	0011048	083.08.2022	10-101-000-53-5345-0000	117.91
Measuring Wheel/Diagonal Pliers	222232	5020262	083.08.2022	10-101-000-53-5345-0000	68.91

Fund	Description	Vendor No	Vendor Name	Line Item Description	Check No	Invoice Number	Batch Number	GL Account Number	Amount
				Paint Supplies for Parade	222232	6010437	083.08.2022	10-101-000-53-5347-0000	74.70
				Lincoln Marsh Carpentry Supplies	222232	9011155	083.08.2022	10-101-000-53-5314-0000	346.81
				Return of Carpentry Tools	222232	9203934	083.08.2022	10-101-000-53-5314-0000	-229.00
								Vendor Total:	379.33
02318	Cassidy Tire & Service			Vehicle Inspection Truck# 2020 PSC 45976	222192	906008404	083.08.2022	10-101-000-52-5210-0000	205.00
								Vendor Total:	205.00
02321	Haggerty Chevrolet			Equipment Key	222393	6933	085.08.2022	10-101-000-53-5315-0000	11.81
								Vendor Total:	11.81
02796	NAPA			Rear Brake Rotor	222253	5736-653153	083.08.2022	10-101-000-53-5315-0000	324.64
				Windshield Washer Pump	222253	5736-653557	083.08.2022	10-101-000-53-5315-0000	19.99
				Grease Hose Couplers	222253	5736-653820	083.08.2022	10-101-000-53-5315-0000	11.55
				Filters	222253	5736-653933	083.08.2022	10-101-000-53-5315-0000	116.45
				Rear Brake Rotor	222253	5736-653937	083.08.2022	10-101-000-53-5315-0000	124.00
				Rear Sway Bar Link	222253	5736-653987	083.08.2022	10-101-000-53-5315-0000	50.72
				Rear (T12)	222253	5736-653988	083.08.2022	10-101-000-53-5315-0000	8.45
				Stock Spark Plugs	222253	5736-654750	083.08.2022	10-101-000-53-5315-0000	22.12
				Vent Valve	222253	5736-654887	083.08.2022	10-101-000-53-5315-0000	83.29
				Fuel Vapor Canister	222253	5736-654925	083.08.2022	10-101-000-53-5315-0000	159.24
				Returned Vent Valve	222253	5736-654952	083.08.2022	10-101-000-53-5315-0000	-83.29
				Filter	222253	5736-655325	083.08.2022	10-101-000-53-5315-0000	6.84
				Front Sway Bar Link	222253	5736-655595	083.08.2022	10-101-000-53-5315-0000	36.87
				Air Conditioning Seal Kit	222253	5736-655768	083.08.2022	10-101-000-53-5315-0000	41.13
				Connector	222253	5736-656345	083.08.2022	10-101-000-53-5315-0000	25.58
				Filters	222253	5736-656732	083.08.2022	10-101-000-53-5315-0000	23.08
								Vendor Total:	970.66
02812	Blue Sky Marketing Group Ltd.			Parks Shirts	222300	43414	084.08.2022	10-101-000-53-5330-0000	734.91
				Sweatshirts for Marketing Staff	222300	43415	084.08.2022	10-000-415-53-5330-0000	431.84
								Vendor Total:	1,166.75
02814	Sales Solutions			Chip Clips for Giveaways	222267	6737-B	083.08.2022	10-430-000-54-5426-0000	342.50
								Vendor Total:	342.50
02865	Monarch Fire Protection Inc.			PSC Sprinkler Test	222139	16221	082.08.2022	10-101-000-52-5210-0000	870.00
								Vendor Total:	870.00
03033	Lift Works Inc.			PSC Lift Inspection	222332	w21373-1	084.08.2022	10-101-000-52-5210-0000	224.00
				CAC Lift Inspection	222332	w21374-1	084.08.2022	10-101-000-52-5210-0000	224.00
				PSC Lift Inspection	222332	w21375-1	084.08.2022	10-101-000-52-5210-0000	180.00
								Vendor Total:	628.00
03163	Advanced Turf Solutions			Fertilizer and Growth Regulator	222368	SO1032220	085.08.2022	10-101-000-53-5333-0000	2,073.00
				Broad Leaf Herbicide	222294	SO1032221	084.08.2022	10-101-000-53-5333-0000	884.35
								Vendor Total:	2,957.35

Fund	Description	Vendor No	Vendor Name	Line Item Description	Check No	Invoice Number	Batch Number	GL Account Number	Amount
03184	7th Heaven LLC			Deposit for 7th Heaven Performance on 08/06/21	222292	080622 Deposit	084.08.2022	10-000-416-52-5241-1903	500.00
Vendor Total:									500.00
03355	First Illinois Systems Inc.			Pest Control Services August 2022	222218	31616	083.08.2022	10-430-000-52-5210-000C	108.00
Vendor Total:									108.00
03405	Advantage Auto Leasing Inc.			Rubber Grommet	222101	82112	082.08.2022	10-101-000-53-5315-000C	3.50
				PSC 46164 Equip T2604	222295	82473	084.08.2022	10-101-000-53-5315-000C	151.34
				PSC 46164 Equip T2604	222295	82476	084.08.2022	10-101-000-53-5315-000C	11.96
Vendor Total:									166.80
03754	Comcast Cable			DC History Museum 082222-092122	222309	87712040736543_05	084.08.2022	10-000-000-52-5262-000C	111.85
				Prairie 080522-090422	222111	87712047035906_05	082.08.2022	10-000-856-52-5262-000C	243.85
				Parks Services 081722-091622	222309	87712047526761_05	084.08.2022	10-101-000-52-5262-000C	121.85
Vendor Total:									477.55
03761	Goddard, Leslie Elizabeth			Presentation on Louisa May Alcott - 08/18/22	222315	081822	084.08.2022	10-430-000-52-5210-000C	350.00
Vendor Total:									350.00
04109	Power Up Batteries LLC.			#1186 Batteries	222260	P53010713	083.08.2022	10-101-000-53-5315-000C	144.28
				Truck 1103	222345	P54104374	084.08.2022	10-101-000-53-5315-000C	162.32
Vendor Total:									306.60
04267	Martin Whalen Group Inc			Prairie - HR 072822-082722	222138	70550_0822	082.08.2022	10-418-000-52-5211-0000	12.31
				Prairie - Payroll 072822-082722	222138	70562_0822	082.08.2022	10-419-000-52-5211-0000	19.90
				Prairie-Finance 072822-082722	222138	76404_0822	082.08.2022	10-419-000-52-5211-0000	46.79
				Museum 072822-082722	222138	MW82277_0822	082.08.2022	10-000-000-52-5211-0000	51.77
				Parks 072822-082722	222138	MW82522_0822	082.08.2022	10-101-000-52-5211-0000	139.62
				Prairie 072822-082722	222138	MW82571_0822	082.08.2022	10-000-856-52-5211-0000	93.43
Vendor Total:									363.82
04296	Culligan DuPage Soft Water Service Inc			Drinking Water July 2022	222114	262006_0722W	082.08.2022	10-000-856-53-5302-000C	31.25
				Water Cooler Rental August 2022	222114	262006_0822R	082.08.2022	10-000-856-52-5220-000C	6.00
Vendor Total:									37.25
04888	Feece Oil Company			200 Gallons of Diesel Fuel	222120	3896819	082.08.2022	10-101-000-53-5348-000C	772.03
				525 Gallons of Regular Gasoline	222120	3896821	082.08.2022	10-101-000-53-5348-000C	2,043.27
				251 Gallons of Diesel Fuel	222120	3899233	082.08.2022	10-101-000-53-5348-000C	991.49
				502 Gallons of Regular Gasoline	222120	3899234	082.08.2022	10-101-000-53-5348-000C	1,936.18
				131 Gallons of Diesel Fuel	222120	3901043	082.08.2022	10-101-000-53-5348-000C	511.83
				659 Gallons of Regular Gasoline	222120	3901044	082.08.2022	10-101-000-53-5348-000C	2,486.36
				214 Gallons of Diesel Fuel	222120	3903032	082.08.2022	10-101-000-53-5348-000C	798.24
				588 Gallons of Regular Gasoline	222120	3903033	082.08.2022	10-101-000-53-5348-000C	2,092.64
Vendor Total:									11,632.04
04928	Elevator Inspection Services Company Inc			Annual Elevator Inspection	222214	109908	083.08.2022	10-101-854-52-5211-0000	50.00

Fund **Description**
Vendor No **Vendor Name**

Line Item Description	Check No	Invoice Number	Batch Number	GL Account Number	Amount
Vendor Total:					50.00
04937 Acorn Niles Corporation					
Stock Parts	222293	538855	084.08.2022	10-101-000-53-5315-0000	337.08
Vendor Total:					337.08
05108 Solitude Lake Managment LLC					
Fountain Parts	222422	PSI-04882	085.08.2022	10-101-000-53-5312-0000	741.00
Vendor Total:					741.00
05384 Bowen, Timothy Dana					
Playwell LEGO STEM Camp 7/18 - 7/22	222104	DB22164	082.08.2022	10-430-000-52-5210-0000	3,900.00
Vendor Total:					3,900.00
05420 Morrison Security Corp, Inc.					
Security - Brew and Seltzer Fest 2022	222409	92495	085.08.2022	10-000-416-52-5241-1903	960.00
Vendor Total:					960.00
05765 Luetkehans, Phillip					
Services through 08/03/22	222244	62	083.08.2022	10-000-000-52-5207-0000	669.50
Vendor Total:					669.50
05943 COEO SOLUTIONS LLC					
Museum August 2022	222110	11000057_0822	082.08.2022	10-000-000-52-5262-0000	661.53
Parks August 2022	222110	11000057_0822	082.08.2022	10-101-000-52-5262-0000	661.53
Prairie August 2022	222110	11000057_0822	082.08.2022	10-000-856-52-5262-0000	787.83
Vendor Total:					2,110.89
06121 Zoro Tools Inc					
Clocktower Water Pump	222290	INV11365147	083.08.2022	10-101-000-53-5312-0000	72.39
Vendor Total:					72.39
06131 Play Illinois LLC					
Swing Repairs	222415	1461	085.08.2022	10-101-000-53-5310-0000	1,626.54
Vendor Total:					1,626.54
06228 Voyant Communications					
Admin July 2022	222167	030832_0722	082.08.2022	10-000-000-52-5262-0000	87.18
DCHM July 2022	222167	030832_0722	082.08.2022	10-430-000-52-5262-0000	38.75
HR July 2022	222167	030832_0722	082.08.2022	10-418-000-52-5262-0000	58.12
Finance July 2022	222167	030832_0722	082.08.2022	10-419-000-52-5262-0000	206.65
Parks July 2022	222167	030832_0722	082.08.2022	10-101-000-52-5262-0000	268.01
Parks August 2022	222167	030832_0822	082.08.2022	10-101-000-52-5262-0000	268.25
Finance August 2022	222167	030832_0822	082.08.2022	10-419-000-52-5262-0000	206.83
DCHM August 2022	222167	030832_0822	082.08.2022	10-430-000-52-5262-0000	38.78
HR August 2022	222167	030832_0822	082.08.2022	10-418-000-52-5262-0000	58.18
Admin August 2022	222167	030832_0822	082.08.2022	10-000-000-52-5262-0000	87.26
Vendor Total:					1,318.01
06250 LRS Holdings LLC					
Parks & Planning September 2022	222405	47783.4 PSC_0922	085.08.2022	10-101-000-52-5263-0000	37.59
Vendor Total:					37.59
06255 Wheaton Public Library					
Sherlock's Match on 8/3/22	222172	051922	082.08.2022	10-430-000-52-5210-0000	125.00

Fund	Description	Vendor No	Vendor Name	Line Item Description	Check No	Invoice Number	Batch Number	GL Account Number	Amount
Vendor Total:									125.00
06308	Westlake Hardware Inc								
	Hardware for Picnic Tables	222436	12508633	085.08.2022	10-101-000-53-5334-000C				15.74
	Bulk Fasteners	222436	12508644	085.08.2022	10-101-000-53-5315-000C				2.26
	Hardware for Picnic Tables	222436	12508663	085.08.2022	10-101-000-53-5334-000C				129.86
	Tape Mounting/Bulk Fasteners	222436	12508678	085.08.2022	10-101-000-53-5315-000C				5.66
	Hardware for Picnic Tables	222436	12508691	085.08.2022	10-101-000-53-5334-000C				61.11
	Hardware Supplies	222436	12508714	085.08.2022	10-101-000-53-5334-000C				26.98
	Shop Supplies	222436	12508720	085.08.2022	10-101-000-53-5315-000C				17.09
	Hardware for Picnic Tables	222436	12608999	085.08.2022	10-101-000-53-5334-000C				34.64
	Repair of Soccer Goal	222436	12609009	085.08.2022	10-101-000-53-5331-000C				104.71
	Utility Knife	222436	12609037	085.08.2022	10-101-000-53-5345-000C				18.38
	Hardware for Picnic Tables	222436	12609042	085.08.2022	10-101-000-53-5334-000C				79.18
	Projects	222436	12609043	085.08.2022	10-101-000-53-5314-000C				38.29
	Bulk Fasteners	222436	12609054	085.08.2022	10-101-000-53-5334-000C				9.35
	Hardware Supplies	222436	12609061	085.08.2022	10-101-000-53-5334-000C				3.05
	Paint Roller Refills	222436	12609086	085.08.2022	10-101-000-53-5347-000C				7.73
	Paint Roller Refills	222436	12609087	085.08.2022	10-101-000-53-5347-000C				16.17
Vendor Total:									570.20
06539	Runco Office Supply & Equipment Co								
	Office Supplies	222156	872790-0	082.08.2022	10-000-856-53-5302-000C				36.71
	Office Supplies	222156	873173-0	082.08.2022	10-000-000-53-5302-000C				134.68
	Office Supplies	222156	873173-0	082.08.2022	10-430-000-53-5302-000C				84.64
	Masking Tape	222156	873173-1	082.08.2022	10-430-000-53-5302-000C				2.83
	Office Supplies	222156	873692-0	082.08.2022	10-000-856-53-5302-000C				37.84
Vendor Total:									296.70
06542	Peerless Network Inc								
	Admin 081522-091422	222258	97900018657_0922	083.08.2022	10-000-000-52-5262-000C				242.65
Vendor Total:									242.65
06674	Lingo Communications LLC								
	Admin 080422-090322	222243	960579_0922	083.08.2022	10-000-000-52-5262-000C				106.44
	HR 080422-090322	222243	960579_0922	083.08.2022	10-418-000-52-5262-000C				128.42
	Finance 080422-090322	222243	960579_0922	083.08.2022	10-419-000-52-5262-000C				128.43
	Parks 080422-090322	222243	960579_0922	083.08.2022	10-101-000-52-5262-000C				256.85
Vendor Total:									620.14
06726	Dearborn Life Insurance Company								
	Voluntary Life Insurance Premium September 2C 222381	090122	085.08.2022	10-000-000-21-2130-000C					912.19
Vendor Total:									912.19
06847	MG Mechanical Service Inc.								
	HVAC Prairie	222408	60385-1	085.08.2022	10-101-856-52-5210-000C				14,400.00
Vendor Total:									14,400.00
06998	S&S Systems of America, Inc								
	Burglar Monitoring Prairie Oct - Dec	222266	2510	083.08.2022	10-101-856-52-5211-000C				135.00
	Burglar Monitoring Museum Oct - Dec 2022	222266	2510	083.08.2022	10-101-854-52-5211-000C				135.00
	Burglar Monitoring PSC Oct - Dec 2022	222266	2510	083.08.2022	10-101-000-52-5211-000C				135.00
	Burglar Monitoring Bandshell Oct - Dec 2022	222266	2510	083.08.2022	10-101-000-52-5211-1904				135.00
Vendor Total:									540.00
06999	Reliable Fire Equipment Co.								
	Repair Strobe Lights PSC	222347	64020	084.08.2022	10-101-000-52-5210-000C				845.00

Fund **Description**
Vendor No **Vendor Name**

Line Item Description	Check No	Invoice Number	Batch Number	GL Account Number	Amount
Vendor Total:					845.00
07046 Wilkin, Carolyn					
Mileage Reimbursement 070122-081822	222362	081822	084.08.2022	10-000-415-54-5422-0000	50.75
Vendor Total:					50.75
07047 Viso, Joe					
Reimbursement of NIU Tuition	222360	080922	084.08.2022	10-000-415-54-5432-0000	1,500.00
Vendor Total:					1,500.00
07052 Leaping Lizards Event Management LLC					
Final Balance Due on 08/06/22 Event	222135	080622-1	082.08.2022	10-000-416-52-5241-1903	3,196.50
Final Balance Due for 08/07/22 Event	222135	080722-1	082.08.2022	10-000-416-52-5241-1900	1,283.50
Vendor Total:					4,480.00
07066 The Home City Ice Company					
SES 2022	222353	4990224902	084.08.2022	10-000-416-53-5346-1900	305.00
Vendor Total:					305.00
07088 Pecharich, Linda					
Reimbursement for NRPA Conference Airfare	222146	080322-3	082.08.2022	10-000-000-54-5401-0000	222.52
Vendor Total:					222.52
TMP*3096 Cervantes, Antonio					
Reissue Payroll DD 08/12/2022 for Cervantes	222194	1347	083.08.2022	10-000-000-25-2581-0000	438.77
Vendor Total:					438.77
TMP*3428 Platt, Christine					
Reissue PR#22545 08/27/2021 for Platt	222149	22545	082.08.2022	10-000-000-25-2581-0000	41.56
Reissue PR#22665 09/10/2021 for Platt	222149	22665	082.08.2022	10-000-000-25-2581-0000	45.02
Vendor Total:					86.58
TMP*3481 Napier, Charlie					
Reissue PR#22836 09/24/2021 for Napier	222141	22836	082.08.2022	10-000-000-25-2581-0000	5.57
Vendor Total:					5.57
TMP*3582 Jaskowiak, Lynn Marie					
Reissue PRCK# 24253 07/01/2022 for Jaskowial	222130	10712	082.08.2022	10-000-000-25-2581-0000	133.96
Vendor Total:					133.96
TMP*3583 Scheiwe, Jon					
Reissue PR#23041 11/05/2021 for Scheiwe	222158	23041	082.08.2022	10-000-000-25-2581-0000	50.00
Vendor Total:					50.00
TMP*3584 Wehr, Josh					
Reissue PR#23223 12/17/2021 for Wehr	222171	23223	082.08.2022	10-000-000-25-2581-0000	438.36
Vendor Total:					438.36
TMP*3585 Seng, Ethan					
Reissue PR#22352 07/30/2021 for Seng	222159	22352	082.08.2022	10-000-000-25-2581-0000	701.98
Vendor Total:					701.98
TMP*3586 Gardner, Anne					
Reissue PR#23570 03/11/2022 for Gardner	222122	23570	082.08.2022	10-000-000-25-2581-0000	18.36
Reissue PR#23639 03/25/2022 for Gardner	222122	23639	082.08.2022	10-000-000-25-2581-0000	33.64

Fund **Description**
Vendor No **Vendor Name**

Line Item Description	Check No	Invoice Number	Batch Number	GL Account Number	Amount
Vendor Total:					52.00
TMP*3587 Kirincich, Justin					
Reissue PR#22647 08/27/2022 for Kirincich	222132	22647	082.08.2022	10-000-000-25-2581-0000	25.00
Vendor Total:					25.00
TMP*3588 Elgeness, Emilia					
Reissue PR#23332 01/14/2022 for Elgeness	222118	23332	082.08.2022	10-000-000-25-2581-0000	41.94
Vendor Total:					41.94
TMP*3589 Norris, Colin					
Reissue PR#23300 12/30/2021 for Norris	222142	23300	082.08.2022	10-000-000-25-2581-0000	85.65
Vendor Total:					85.65
TMP*3590 Kropp, Dylan					
Reissue PR#22341 07/30/2021 for Kropp	222133	22341	082.08.2022	10-000-000-25-2581-0000	31.47
Vendor Total:					31.47
TMP*3591 Wagner, Catherine					
Reissue PR#23205 12/03/2021 for Wagner	222168	23205	082.08.2022	10-000-000-25-2581-0000	211.01
Vendor Total:					211.01
TMP*3592 Verhagen, Chloe					
Reissue PR#21905 06/18/2021 for Verhagen	222165	21905	082.08.2022	10-000-000-25-2581-0000	14.42
Reissue PR#22511 08/13/2021 for Verhagen	222165	22511	082.08.2022	10-000-000-25-2581-0000	386.96
Vendor Total:					401.38
TMP*3594 Claud, Elizabeth					
Reissue PRCK# 24532 07/15/22 for Claud	222199	11297	083.08.2022	10-000-000-25-2581-0000	506.60
Vendor Total:					506.60
TMP*3595 Powell, Samantha					
Reissue PR#18661 08/30/2019 for Powell	222344	18661	084.08.2022	10-000-000-25-2581-0000	121.92
Vendor Total:					121.92
TMP*3596 McQuaid, KC					
Reissue PR#22396 08/13/2021 for McQuaid	222335	22396	084.08.2022	10-000-000-25-2581-0000	500.72
Vendor Total:					500.72
TMP*3597 Barbera, Talia					
Reissue PR#23436 02/11/2022 for Barbera	222299	23436	084.08.2022	10-000-000-25-2581-0000	69.26
Reissue PR#23498 02/25/2022 for Barbera	222299	23498	084.08.2022	10-000-000-25-2581-0000	69.26
Reissue PR#23565 03/11/2022 for Barbera	222299	23565	084.08.2022	10-000-000-25-2581-0000	41.56
Reissue PR#23632 03/25/2022 for Barbera	222299	23632	084.08.2022	10-000-000-25-2581-0000	34.63
Vendor Total:					214.71
TMP*3598 Householter, Peter					
Reissue PR#17799 07/24/2019 for Householter	222325	17799	084.08.2022	10-000-000-25-2581-0000	25.00
Vendor Total:					25.00
TMP*3599 Miller, Dana					
Reissue PR#16300 05/10/2019 for Miller	222338	16300	084.08.2022	10-000-000-25-2581-0000	28.38
Vendor Total:					28.38
TMP*3601 Kretschmer, Madeline					
Reissue Payroll DD 08/26/2022 for Kretschmer	222400	11594	085.08.2022	10-000-000-25-2581-0000	188.79

Fund **Description**
Vendor No **Vendor Name**

Line Item Description	Check No	Invoice Number	Batch Number	GL Account Number	Amount
Vendor Total:					188.79
Fund Total:					80,361.03
20 Recreation					
00020 Albertsons					
Camp Supply	222177	669843	083.08.2022	20-220-207-53-5301-7738	54.90
Vendor Total:					54.90
00042 Anderson Elevator Co.					
CC Elevator Maintenance August 2022	222179	60956-B0Q1	083.08.2022	20-101-220-52-5211-0000	188.00
CAC Elevator Maintenance August 2022	222179	60957-W3V4	083.08.2022	20-101-225-52-5211-0000	195.00
Vendor Total:					383.00
00137 Beyer, Vicki					
Reimbursement - Pop Up Play Day Supplies	222183	080722	083.08.2022	20-224-220-53-5302-0000	28.56
Vendor Total:					28.56
00192 City of Wheaton					
Cream of Wheaton 2022	222109	511056	082.08.2022	20-000-416-52-5241-1905	16,238.87
Vendor Total:					16,238.87
00193 City of Wheaton					
Rathje Park 070722-080522	222308	0007650000_0822	084.08.2022	20-000-000-52-5264-0000	22.29
Graf Park/Monroe 070622-080422	222308	0034005200_0822	084.08.2022	20-000-000-52-5264-0000	20.89
Graf Pk/Monroe 070622-080422	222308	0034005300_0822	084.08.2022	20-000-000-52-5264-0000	70.25
Northside Pool 070622-080422	222308	0052890000_0822	084.08.2022	20-222-231-52-5264-0000	1,700.00
Northside Pool 070622-080422	222308	0052890100_0822	084.08.2022	20-222-231-52-5264-0000	1,974.16
Boy Scout Cabin 070622-080422	222308	0052910000_0822	084.08.2022	20-000-000-52-5264-0000	22.29
Toohey Park 070722-080522	222308	0212470900_0822	084.08.2022	20-000-000-52-5264-0000	108.05
Atten Park 070722-080522	222308	0280800000_0822	084.08.2022	20-000-000-52-5264-0000	44.09
Atten Park 070722-080522	222308	0280840800_0822	084.08.2022	20-000-000-52-5264-0000	2,368.56
Central Athletic Complex 070622-080422	222308	0366180000_0822	084.08.2022	20-220-225-52-5264-0000	51.90
Central Athletic Complex 070622-080422	222308	0366190000_0822	084.08.2022	20-220-225-52-5264-0000	186.16
Clocktower Commons 070622-080422	222308	0367030000_0822	084.08.2022	20-350-303-52-5264-0000	199.85
Zamboni Storage 070622-080422	222308	0375250000_0822	084.08.2022	20-220-225-52-5264-0000	63.05
Mary Lubko Center 070622-080422	222308	0417780000_0822	084.08.2022	20-000-304-52-5264-0000	84.65
Rice Pool 070722-080522	222308	0443170000_0822	084.08.2022	20-222-232-52-5264-0000	10,626.86
Rice Pool 070722-080522	222308	0443170100_0822	084.08.2022	20-222-232-52-5264-0000	958.50
Rice Pool 070722-080522	222308	0443170200_0822	084.08.2022	20-222-232-52-5264-0000	424.86
Vendor Total:					18,926.41
00243 DuPage County Public Works					
Rice Pool 040722-060822	222116	15517525_0622	082.08.2022	20-222-232-52-5264-0000	8,536.10
Rice Pool 040722-060822	222116	15517528_0622	082.08.2022	20-222-232-52-5264-0000	271.10
Rice Pool 040722-060822	222116	15520668_0622	082.08.2022	20-222-232-52-5264-0000	387.35
Vendor Total:					9,194.55
00308 Future Pros					
2022 Spring Wings Practices & USA Cup Tournament	222121	072522	082.08.2022	20-220-204-52-5280-4457	4,009.78
Vendor Total:					4,009.78
00326 Glen Ellyn Park District					
Boys U12 Wheaton United 2010 Academy	222390	E87269-T1174201	085.08.2022	20-220-204-52-5280-4457	650.00
Girls U12 Wheaton United 2011 Premier	222390	E87269-T1408367	085.08.2022	20-220-204-52-5280-4457	625.00
Boys U11 Wheaton United 2012 Premier Red	222390	E87269-T1421539	085.08.2022	20-220-204-52-5280-4457	625.00

Fund	Description					
Vendor No	Vendor Name					
Line Item Description	Check No	Invoice Number	Batch Number	GL Account Number	Amount	
Girls U9 Wheaton United 2013 Premier	222390	E87269-T1551235	085.08.2022	20-220-204-52-5280-4457	600.00	
Boys U9 Wheaton United 2013 Premier	222390	E87269-T1551984	085.08.2022	20-220-204-52-5280-4457	600.00	
Grils U11 Wheaton United 2012 Select	222390	E87269-T1598959	085.08.2022	20-220-204-52-5280-4457	625.00	
Boys U7 Wheaton United 2015 Boys	222390	E87269-T1602665	085.08.2022	20-220-204-52-5280-4457	500.00	
Girls U8 Wheaton United 2015 Academy	222390	E87269-T1606909	085.08.2022	20-220-204-52-5280-4457	500.00	
Vendor Total:					4,725.00	
00334	Gordon Food Service					
Concessions	222225	220267450	083.08.2022	20-222-232-53-5328-000C	1,481.48	
Supplies	222225	220267450	083.08.2022	20-222-232-53-5329-000C	537.43	
Concessions	222225	220413190	083.08.2022	20-222-232-53-5328-000C	872.33	
Supplies	222225	220575040	083.08.2022	20-222-232-53-5329-000C	191.09	
Concessions	222225	220575040	083.08.2022	20-222-232-53-5328-000C	1,462.94	
Concessions	222225	220725788	083.08.2022	20-222-232-53-5328-000C	1,439.17	
Supplies	222225	220725788	083.08.2022	20-222-232-53-5329-000C	274.74	
Supplies	222225	220744600	083.08.2022	20-222-232-53-5329-000C	327.61	
CM# 931978 Concessions Rebate	222123	931978	082.08.2022	20-222-232-53-5328-000C	-97.32	
Concessions Food	222225	960073904	083.08.2022	20-222-232-53-5328-000C	358.02	
Concession Food	222316	960074785	084.08.2022	20-222-232-53-5328-000C	861.34	
Concession Supplies	222316	960074785	084.08.2022	20-222-232-53-5329-000C	55.02	
Vendor Total:					7,763.85	
00336	All American Sports Corp					
Football Pants	222178	951659060	083.08.2022	20-221-222-53-5302-000C	2,014.50	
Vendor Total:					2,014.50	
00386	Hagg Press Inc					
Fall Guide	222124	115950	082.08.2022	20-000-415-52-5235-000C	1,790.62	
Vendor Total:					1,790.62	
00389	Lynette Havelka					
Mileage Reimbursement for July 2022	222137	073122	082.08.2022	20-224-220-54-5422-000C	50.00	
Vendor Total:					50.00	
00391	HALOGEN SUPPLY COMPANY					
Test Block and Supplies	222228	00585777	083.08.2022	20-101-232-53-5313-000C	40.74	
Vendor Total:					40.74	
00406	Commonwealth Edison					
Lincoln Marsh Office 071522-081522	222310	8435664018_0822	084.08.2022	20-000-112-52-5260-0000	218.41	
Vendor Total:					218.41	
00417	Constellation NewEnergy Inc					
Seven Gables Barn 062822-072822	222112	0220031032_0722	082.08.2022	20-000-000-52-5260-000C	27.43	
Community Center 071222-081022	222312	0534243000_0822	084.08.2022	20-224-220-52-5260-000C	9,126.83	
Rice Pool 071222-081022	222312	0534243000_0822	084.08.2022	20-222-232-52-5260-000C	3,042.27	
Atten Park 071222-081022	222312	0788335008_0822	084.08.2022	20-000-000-52-5260-000C	1,472.68	
Graf Park/Monroe 071322-081122	222312	0788340009_0822	084.08.2022	20-000-000-52-5260-000C	176.97	
Zamboni Storage 063022-080122	222112	1110160150_0822	082.08.2022	20-220-225-52-5260-000C	29.16	
Graf Park/Monroe 071222-081022	222312	1371090088_0822	084.08.2022	20-000-000-52-5260-000C	49.60	
Central Athletic Complex 071222-080922	222312	6219071053_0822	084.08.2022	20-220-225-52-5260-000C	2,658.49	
Toohey Park 071322-081122	222312	6414387023_0822	084.08.2022	20-000-000-52-5260-000C	289.97	
Clocktower Commons 071122-080922	222312	7123061000_0822	084.08.2022	20-350-303-52-5260-000C	149.10	
Rathje Park 071422-081222	222312	7592636002_0822	084.08.2022	20-000-000-52-5260-000C	108.03	
Northside Shelter 071522-081522	222379	8351586008_0822	085.08.2022	20-000-000-52-5260-000C	59.38	
Girl Scout Cabin 071522-081522	222312	8351594000_0822	084.08.2022	20-000-000-52-5260-000C	28.77	
Northside Pool 071522-081522	222379	8351595007_0822	085.08.2022	20-222-231-52-5260-000C	1,439.46	

Fund	Description	Vendor No	Vendor Name	Line Item Description	Check No	Invoice Number	Batch Number	GL Account Number	Amount
				Boy Scout Cabin 071522-081522	222312	8351596004_0822	084.08.2022	20-000-000-52-5260-0000	39.02
				Mary Lubko Center 070822-080822	222312	8843417003_0822	084.08.2022	20-000-304-52-5260-0000	378.33
								Vendor Total:	19,075.49
00418	Conserv FS Inc.			Field Chalk	222205	6415954	083.08.2022	20-101-000-53-5349-0000	327.00
				Field Chalk and Pro Choice	222205	6415959	083.08.2022	20-101-000-53-5349-0000	1,121.60
				Field Chalk	222205	6416321	083.08.2022	20-101-000-53-5349-0000	654.00
				Pro Choice	222205	6416468	083.08.2022	20-101-000-53-5349-0000	855.20
								Vendor Total:	2,957.80
00449	Illinois Shotokan Karate			Summer 2022 Karate	222235	905	083.08.2022	20-220-203-52-5280-3315	4,783.68
								Vendor Total:	4,783.68
00453	ILLINOIS AMERICAN WATER CO.			Lincoln Marsh 071522-081122	222234	1025211695604_082	083.08.2022	20-000-112-52-5264-0000	31.36
								Vendor Total:	31.36
00475	Constellation Newenergy Gas Division LLC			Community Center July 2022	222311	7718490000_0722	084.08.2022	20-224-220-52-5261-0000	5,024.67
				Rice Pool July 2022	222311	7718490000_0722	084.08.2022	20-222-232-52-5261-0000	1,674.89
								Vendor Total:	6,699.56
00485	Jeff Ellis and Associates Inc			Audit August 2022	222237	20109926	083.08.2022	20-222-232-52-5210-0000	1,500.00
								Vendor Total:	1,500.00
00512	Kantor, Gary			Magic Class 08/10/22	222329	081022	084.08.2022	20-220-202-52-5280-2275	130.68
								Vendor Total:	130.68
00525	Kirhofers Sports Inc			Numbers Added to Jerseys	222330	54760	084.08.2022	20-221-223-53-5306-0000	52.50
				Soccer Jerseys	222399	55003	085.08.2022	20-220-204-53-5301-4405	13,980.00
								Vendor Total:	14,032.50
00541	First Student Inc.			Bus Service for Cantera Theatre Field Trip	222219	9400699	083.08.2022	20-220-208-52-5280-8880	292.50
				Bus Service for Cantera Theatre Field Trip	222219	9400699	083.08.2022	20-220-207-52-5280-7705	585.00
								Vendor Total:	877.50
00552	LEMONT PARK DISTRICT			Conference Ribbons	222241	7282022	083.08.2022	20-222-231-53-5306-0000	682.14
								Vendor Total:	682.14
00614	Mee, Terry			Reimbursement for NRPA Conference Airfare	222248	081222	083.08.2022	20-000-000-54-5401-0000	217.32
								Vendor Total:	217.32
00680	Northern Illinois Gas Company			Central Athletic Complex 071522-081522	222340	1750636993_0822	084.08.2022	20-220-225-52-5261-0000	192.72
				Rathje Park 071322-081122	222340	1812901000_0822	084.08.2022	20-000-000-52-5261-0000	49.56
				Community Center 071322-081522	222411	2245590000_0822	085.08.2022	20-224-220-52-5261-0000	390.64
				Toohey Park 071222-081022	222340	4163602345_0822	084.08.2022	20-000-000-52-5261-0000	159.50
				Zamboni Storage 071522-081522	222340	4910440592_0822	084.08.2022	20-220-225-52-5261-0000	54.35

Fund **Description**
Vendor No **Vendor Name**

Line Item Description	Check No	Invoice Number	Batch Number	GL Account Number	Amount
Mary Lubko Center 071522-081522	222340	4920221000_0822	084.08.2022	20-000-304-52-5261-0000	51.83
Memorial Park Bandshell 071522-081522	222340	81577915226_0822	084.08.2022	20-000-000-52-5261-0000	61.34
Vendor Total:					959.94
00742 Pepsi Beverages Company					
Cups and Lids	222259	29033606	083.08.2022	20-222-232-53-5329-0000	342.46
Fountain Product	222259	29033606	083.08.2022	20-222-232-53-5328-0000	199.62
Bottles Product	222259	29033606	083.08.2022	20-222-232-53-5351-0000	492.77
Pepsi for Resale	222341	79347207	084.08.2022	20-222-231-53-5351-0000	669.35
Vendor Total:					1,704.20
00796 REXFORD RAND CORPORATION					
Custodial Pool Supplies	222155	107381	082.08.2022	20-101-232-53-5316-0000	205.00
Vendor Total:					205.00
00842 SCHAUMBURG ATHLETIC ASSOCIATION					
Registration Tournament Fee - Recruited Team	222420	082422	085.08.2022	20-220-204-52-5280-4457	150.00
Vendor Total:					150.00
00858 Sherwin-Williams					
Paint	222421	1349-9	085.08.2022	20-101-220-53-5313-0000	63.71
Vendor Total:					63.71
00942 Terrace Supply Company					
Rice Pool Chemicals	222428	01039448	085.08.2022	20-101-232-53-5335-0000	110.08
Northside Pool Chemicals	222428	01039449	085.08.2022	20-101-231-53-5335-0000	30.69
Pool Chemicals	222274	70537788	083.08.2022	20-101-231-53-5335-0000	187.74
Pool Chemicals	222274	70537855	083.08.2022	20-101-232-53-5335-0000	347.48
Northside Pool Chemicals	222428	70538421	085.08.2022	20-101-231-53-5335-0000	107.87
Rice Pool Chemicals	222428	70538462	085.08.2022	20-101-232-53-5335-0000	267.61
Northside Pool Chemicals	222428	70539083	085.08.2022	20-101-231-53-5335-0000	187.74
Rice Pool Chemicals	222428	70539096	085.08.2022	20-101-232-53-5335-0000	267.61
Rice Pool Chemicals	222428	70539639	085.08.2022	20-101-232-53-5335-0000	347.48
Northside Pool Chemicals	222428	70539655	085.08.2022	20-101-231-53-5335-0000	107.87
Northside Pool Chemicals	222428	70540211	085.08.2022	20-101-231-53-5335-0000	22.00
Rice Pool Chemicals	222428	70540440	085.08.2022	20-101-232-53-5335-0000	267.61
Vendor Total:					2,251.78
01017 Walmart Community					
Camp Mean Green Supplies	222169	1643141967	082.08.2022	20-220-207-53-5301-7776	61.22
Camp No Name Supplies	222169	1643141967	082.08.2022	20-220-207-53-5301-7705	120.93
Camp No Name Supplies	222169	1643141967	082.08.2022	20-220-207-53-5301-7705	122.52
Vendor Total:					304.67
01023 Waste Management of Illinois Inc					
Rice Pool 080122-083122	222170	12272113008_0822	082.08.2022	20-222-232-52-5263-0000	161.68
Community Center 080122-083122	222170	12272113008_0822	082.08.2022	20-224-220-52-5263-0000	573.25
Manchester Park July 2022	222170	207653823005_0722	082.08.2022	20-000-000-52-5263-0000	1,513.87
Vendor Total:					2,248.80
01042 WHEATON MEAT CO INC					
Wheaton Bowl Concession - Burgers	222437	17372	085.08.2022	20-221-222-53-5329-0000	143.60
Vendor Total:					143.60
01043 Wheaton Sanitary District					
Mary Lubko Center 070622-080422	222438	020309000_0822	085.08.2022	20-000-304-52-5264-0000	29.34

Fund **Description**
Vendor No **Vendor Name**

Line Item Description	Check No	Invoice Number	Batch Number	GL Account Number	Amount
Clocktower Commons 070622-080422	222438	021723000_0822	085.08.2022	20-350-303-52-5264-000C	94.69
Northside Pool 070622-080422	222438	023365000_0822	085.08.2022	20-222-231-52-5264-000C	976.91
Northside Pool 070622-080422	222438	023367000_0822	085.08.2022	20-222-231-52-5264-000C	1,287.32
Rathje Park 070722-080522	222438	028831000_0822	085.08.2022	20-000-000-52-5264-000C	17.08
Toohey Park 070722-080522	222438	032977000_0822	085.08.2022	20-000-000-52-5264-000C	53.60
Central Athletic Complex 070622-080422	222438	043486000_0822	085.08.2022	20-220-225-52-5264-000C	25.25
Central Athletic Gym 070622-080422	222438	043487000_0822	085.08.2022	20-220-225-52-5264-000C	41.59
Lincoln Marsh Fountain 071422-081122	222438	045786000_0822	085.08.2022	20-000-112-52-5264-000C	13.00
Boy Scout Cabin 070622-080422	222438	045957000_0822	085.08.2022	20-000-000-52-5264-000C	17.08
Zamboni Storage 070622-080422	222438	049517000_0822	085.08.2022	20-220-225-52-5264-000C	13.00
Vendor Total:					2,568.86
01073 Wostratzky, Rick					
Mens Softball Umpires - July 2022	222284	July 2022	083.08.2022	20-220-204-52-5280-4417	600.00
Vendor Total:					600.00
01081 YOUNG REMBRANDTS					
Summer Camp 5/7/22-5/28/22	222173	1926	082.08.2022	20-220-201-52-5280-1130	1,000.00
Summer Camp 6/15/22-6/16/22	222173	1951	082.08.2022	20-220-201-52-5280-1130	600.00
Summer Camp 6/29/22-6/30/22	222173	1952	082.08.2022	20-220-201-52-5280-1130	450.00
Summer Camp 7/13/22-7/14/22	222173	1953	082.08.2022	20-220-201-52-5280-1130	850.00
Summer Camp 7/27/22-7/28/22	222173	1954	082.08.2022	20-220-201-52-5280-1130	750.00
Vendor Total:					3,650.00
01225 DiMaggio, Lisa Marie					
Glitzzy Girl Class 08/11/22	222383	081122	085.08.2022	20-220-208-52-5280-8817	150.00
Vendor Total:					150.00
02254 Marathon Sportswear					
Pool Jackets	222246	68967	083.08.2022	20-222-232-53-5330-000C	1,647.50
Vendor Total:					1,647.50
02300 Home Depot Credit Services					
Utility Knife/Fitting/Coupling	222232	6010460	083.08.2022	20-101-231-53-5302-000C	33.57
Outdoor Extension Cord/Electrical Tape	222232	7010301	083.08.2022	20-101-220-53-5312-000C	25.46
North Side Pool Irrigation Supplies	222232	7010343	083.08.2022	20-101-231-53-5349-000C	51.27
Vendor Total:					110.30
02419 March Equipment					
Display Chest Freezer	222334	47327	084.08.2022	20-222-232-53-5302-000C	1,395.00
Vendor Total:					1,395.00
02460 IWM Corporation					
CC Water Treatment July 2022	222129	22242	082.08.2022	20-101-220-52-5211-0000	415.00
CC Water Treatment August 2022	222129	22353	082.08.2022	20-101-220-52-5211-0000	415.00
Vendor Total:					830.00
02505 Village of Lisle					
Lucent Park 063022-072622	222434	124473002_0722	085.08.2022	20-000-000-52-5264-000C	21.09
Vendor Total:					21.09
02865 Monarch Fire Protection Inc.					
Toohey Sprinkler Test	222139	16219	082.08.2022	20-101-000-52-5211-0000	440.00
Fire Sprinkler Test CC	222252	16220	083.08.2022	20-101-220-52-5210-000C	870.00
Vendor Total:					1,310.00

Fund	Description	Vendor No	Vendor Name	Line Item Description	Check No	Invoice Number	Batch Number	GL Account Number	Amount
03197	Frantz, Stephanie Lufrano			Mindfulness Meditation Classes July & August 2	222387	81322	085.08.2022	20-350-302-52-5210-0000	190.40
Vendor Total:									190.40
03219	Novatoo			Graf Park Sound System	222254	12864	083.08.2022	20-000-205-53-5353-0000	4,943.00
Vendor Total:									4,943.00
03296	Ditchman, Deborah			Mileage Reimbursement for July 2022	222211	073122	083.08.2022	20-000-112-54-5422-0000	22.50
				Mileage Reimbursement for July 2022	222211	073122	083.08.2022	20-220-112-53-5301-6610	16.25
Vendor Total:									38.75
03754	Comcast Cable			Community Center 090122-093022	222378	87712004762650_05	085.08.2022	20-224-220-52-5262-0000	4.22
				Admin IP Services 082622-092522	222378	87712047315272_05	085.08.2022	20-224-220-52-5262-0000	164.90
				Central Athletic Center 081622-091522	222201	87712047361631_05	083.08.2022	20-101-225-52-5262-0000	121.85
				Mary Lubko Center 081922-091822	222309	87712047526787_05	084.08.2022	20-000-304-52-5262-0000	111.85
				Lincoln Marsh 081822-091722	222309	87712047527272_05	084.08.2022	20-000-112-52-5262-0000	121.85
				Clocktower Commons 081122-091022	222201	87712047624798_05	083.08.2022	20-350-303-52-5262-0000	111.85
				Northside Pool 081122-091022	222201	87712047626371_05	083.08.2022	20-222-231-52-5262-0000	121.85
				Central Athletic Complex 081122-091022	222201	87712047708096_05	083.08.2022	20-220-225-52-5262-0000	253.85
Vendor Total:									1,012.22
03913	Brymax Enterprises Inc.			Concessions Food	222189	272231	083.08.2022	20-222-232-53-5328-0000	567.60
				Concessions Food	222189	272240	083.08.2022	20-222-232-53-5328-0000	309.60
				Concessions Food	222189	303977	083.08.2022	20-222-232-53-5328-0000	464.40
				Concessions Food	222189	461705	083.08.2022	20-222-232-53-5328-0000	670.80
				Concessions Food	222189	461715	083.08.2022	20-222-231-53-5328-0000	516.00
				Concessions Food	222189	461716	083.08.2022	20-222-232-53-5328-0000	464.40
				Concessions Food	222189	461717	083.08.2022	20-222-232-53-5328-0000	619.20
				Dippin Dots	222303	461737	084.08.2022	20-222-232-53-5328-0000	567.60
				Concessions Food	222189	462373	083.08.2022	20-222-231-53-5328-0000	309.60
				Concessions Food	222189	562376	083.08.2022	20-222-232-53-5328-0000	619.20
Vendor Total:									5,108.40
04054	Dunham Woods Farms Inc.			Horsemanship Camp August 2022	222213	1242	083.08.2022	20-220-208-52-5280-8820	240.00
Vendor Total:									240.00
04198	Squeegee Bros Inc			Rams Football Shirts 2022	222424	2524	085.08.2022	20-221-222-53-5301-0000	637.00
Vendor Total:									637.00
04267	Martin Whalen Group Inc			Community Center - Front Desk 072822-082722	222138	70547_0822	082.08.2022	20-224-220-52-5211-0000	27.77
				Community Center 072822-082722	222138	72100_0822	082.08.2022	20-224-220-52-5211-0000	20.85
				Rice Pool 072822-082722	222138	77847_0822	082.08.2022	20-222-232-52-5211-0000	8.48
				Northside Pool 072822-082722	222138	79033_0822	082.08.2022	20-222-231-52-5211-0000	4.84
				Parks Plus 072822-082722	222138	86351_0822	082.08.2022	20-350-302-52-5211-0000	16.80
				Prairie - Marketing 072822-082722	222138	MW81543_0822	082.08.2022	20-000-415-52-5211-0000	470.22
				Mary Lubko Center 072822-082722	222138	MW81956_0822	082.08.2022	20-000-304-52-5211-0000	19.37
				Lincoln Marsh 072822-082722	222138	MW81957_0822	082.08.2022	20-000-112-52-5211-0000	108.70
				Community Center 072822-082722	222138	MW82133_0822	082.08.2022	20-224-220-52-5211-0000	148.92
				Community Center 072822-082722	222138	MW82278_0822	082.08.2022	20-000-000-52-5211-0000	89.72

Fund Description
Vendor No Vendor Name

Line Item Description	Check No	Invoice Number	Batch Number	GL Account Number	Amount
Vendor Total:					915.67
04296 Culligan DuPage Soft Water Service Inc					
Drinking Water July 2022	222114	261966_0722W	082.08.2022	20-224-220-53-5302-000C	69.25
Water Cooler Rental August 2022	222114	261966_0822R	082.08.2022	20-224-220-52-5220-000C	12.00
Water Cooler Rental August 2022	222114	261982_0822R	082.08.2022	20-000-304-52-5220-000C	6.00
Drinking Water July 2022	222114	261990_0722W	082.08.2022	20-000-112-53-5302-000C	37.50
Water Cooler Rental August 2022	222114	261990_0822R	082.08.2022	20-000-112-52-5220-000C	6.00
Vendor Total:					130.75
04609 Hawkins Inc.					
Azone	222395	0267436	085.08.2022	20-101-231-53-5335-000C	987.80
Azone	222126	6241361	082.08.2022	20-101-232-53-5335-000C	1,573.20
Rice Pool Chemicals	222395	6247029	085.08.2022	20-101-232-53-5335-000C	1,791.07
Pool Chemicals	222230	6253756	083.08.2022	20-101-232-53-5335-000C	1,549.40
Azone	222395	6267623	085.08.2022	20-101-232-53-5335-000C	994.09
Vendor Total:					6,895.56
04737 Meineke, Scott A.					
Illinois Soccer Academy Summer Camp Session	222407	SIHSoccer#1-2	085.08.2022	20-220-203-52-5280-3382	4,818.00
Illinois Soccer Academy Summer Camp Session	222407	SIHSoccer#2-2	085.08.2022	20-220-203-52-5280-3382	2,481.60
Vendor Total:					7,299.60
04857 Official Finders, LLC					
Umpires - 071222-072322	222256	10729	083.08.2022	20-221-223-52-5281-000C	945.00
Umpires - 072522-072822	222256	10818	083.08.2022	20-221-223-52-5281-000C	840.00
Umpires - 051622-052222	222256	9405	083.08.2022	20-221-223-52-5281-000C	1,230.00
Vendor Total:					3,015.00
04929 Haugland Brothers Inc					
Carpet Cleaning Toohey	222394	69707	085.08.2022	20-101-000-52-5210-000C	1,001.00
Vendor Total:					1,001.00
05068 Chicago Classic Coach LLC					
Trip to Anderson Gardens on 7/28/22 Plus Tip	222196	24148	083.08.2022	20-220-304-52-5280-5522	1,190.00
08/10/22 Starved Rock Cruise Plus Tip	222306	24194	084.08.2022	20-220-304-52-5280-5522	1,155.00
Vendor Total:					2,345.00
05138 Wyatts CO2 & Beer Line Cleaning					
CO2 for Fountain Machine	222285	29845	083.08.2022	20-222-232-53-5329-000C	100.00
CO2	222365	30311	084.08.2022	20-222-232-53-5329-000C	70.00
Vendor Total:					170.00
05220 EVP Academies LLC					
Beach Volleyball - 080122-080422	222216	2203	083.08.2022	20-220-203-52-5280-3305	1,801.80
Vendor Total:					1,801.80
05234 The Perfect Swing Inc.					
Flag Football Jerseys	222275	7033	083.08.2022	20-221-222-53-5301-4455	8,570.00
Football Helmets	222429	7087-2	085.08.2022	20-221-222-53-5302-000C	19,800.00
Fall Baseball/Softball Uniforms	222275	7109	083.08.2022	20-220-204-53-5301-4432	5,624.00
Extra Socks and Jerseys	222355	7178	084.08.2022	20-220-204-53-5301-4432	68.00
Vendor Total:					34,062.00
05733 Steiner Electric Company					
Pool Lights	222270	S007195216.001	083.08.2022	20-101-231-53-5312-000C	243.94

Fund	Description	Vendor No	Vendor Name	Line Item Description	Check No	Invoice Number	Batch Number	GL Account Number	Amount
Vendor Total:									243.94
05748	G.A.G. Industries Inc.								
CC Filters		222221	INV308187	083.08.2022	20-101-220-53-5313-0000				383.20
Vendor Total:									383.20
05765	Luetkehans, Phillip								
Services through 08/03/22		222244	62	083.08.2022	20-000-000-52-5207-0000				669.50
Vendor Total:									669.50
05810	US Bank Equipment Finance								
Marketing July 2022		222357	81543_0722	084.08.2022	20-000-415-52-5211-0000				568.04
Marketing August 2022		222357	81543_0822	084.08.2022	20-000-415-52-5211-0000				568.04
Vendor Total:									1,136.08
05889	Schumacher, Nick								
Sunday Dog Training Classes 07/10/22-08/14/22		222268	081422	083.08.2022	20-220-305-52-5280-1068				588.00
Wednesday Dog Training Classes 07/13/22-08/17/22		222268	081722	083.08.2022	20-220-305-52-5280-1068				784.00
Vendor Total:									1,372.00
05943	COEO SOLUTIONS LLC								
Lincoln Marsh August 2022		222110	11000057_0822	082.08.2022	20-000-112-52-5262-0000				661.53
Community Center August 2022		222110	11000057_0822	082.08.2022	20-224-220-52-5262-0000				1,314.08
Vendor Total:									1,975.61
06002	Youth Tech Inc								
Computer Camp Week of 07/18/22		222440	7421	085.08.2022	20-220-208-52-5280-8821				1,462.72
YTI Camp Game Camp 7/25/22-7/28/22		222174	7443	082.08.2022	20-220-208-52-5280-8821				2,121.90
YTI Camp 8/1/22-8/4/22		222288	7468	083.08.2022	20-220-208-52-5280-8821				1,887.60
Vendor Total:									5,472.22
06228	Voyant Communications								
Rice Pool July 2022		222167	030832_0722	082.08.2022	20-222-232-52-5262-0000				113.01
Northside Pool July 2022		222167	030832_0722	082.08.2022	20-222-231-52-5262-0000				83.95
Clocktower Commons July 2022		222167	030832_0722	082.08.2022	20-350-303-52-5262-0000				35.51
Mary Lubko Center July 2022		222167	030832_0722	082.08.2022	20-000-304-52-5262-0000				80.73
Programs July 2022		222167	030832_0722	082.08.2022	20-220-000-52-5262-0000				113.01
Parks Plus Fitness July 2022		222167	030832_0722	082.08.2022	20-350-302-52-5262-0000				138.85
Rec Dept July 2022		222167	030832_0722	082.08.2022	20-000-000-52-5262-0000				61.36
Lincoln Marsh July 2022		222167	030832_0722	082.08.2022	20-000-112-52-5262-0000				125.93
Community Center July 2022		222167	030832_0722	082.08.2022	20-224-220-52-5262-0000				342.27
Athletics July 2022		222167	030832_0722	082.08.2022	20-220-203-52-5262-0000				80.73
Leagues July 2022		222167	030832_0722	082.08.2022	20-220-204-52-5262-0000				98.49
Marketing July 2022		222167	030832_0722	082.08.2022	20-000-415-52-5262-0000				87.18
CC Maintenance July 2022		222167	030832_0722	082.08.2022	20-101-000-52-5262-0000				19.38
Community Center August 2022		222167	030832_0822	082.08.2022	20-224-220-52-5262-0000				342.57
Northside Pool August 2022		222167	030832_0822	082.08.2022	20-222-231-52-5262-0000				84.03
Rice Pool August 2022		222167	030832_0822	082.08.2022	20-222-232-52-5262-0000				113.12
Leagues August 2022		222167	030832_0822	082.08.2022	20-220-204-52-5262-0000				98.57
Athletics August 2022		222167	030832_0822	082.08.2022	20-220-203-52-5262-0000				80.80
CC Maintenance August 2022		222167	030832_0822	082.08.2022	20-101-000-52-5262-0000				19.39
Marketing August 2022		222167	030832_0822	082.08.2022	20-000-415-52-5262-0000				87.25
Rec Dept August 2022		222167	030832_0822	082.08.2022	20-000-000-52-5262-0000				61.41
Lincoln Marsh August 2022		222167	030832_0822	082.08.2022	20-000-112-52-5262-0000				126.04
Mary Lubko Center August 2022		222167	030832_0822	082.08.2022	20-000-304-52-5262-0000				80.79
Programs August 2022		222167	030832_0822	082.08.2022	20-220-000-52-5262-0000				113.12
Parks Plus Fitness August 2022		222167	030832_0822	082.08.2022	20-350-302-52-5262-0000				138.96

Fund **Description**
Vendor No **Vendor Name**

Line Item Description	Check No	Invoice Number	Batch Number	GL Account Number	Amount
Clocktower Commons August 2022	222167	030832_0822	082.08.2022	20-350-303-52-5262-0000	35.55
Vendor Total:					2,762.00
06250 LRS Holdings LLC					
Community Center September 2022	222405	47783.3CC_0922	085.08.2022	20-224-220-52-5263-0000	204.87
Rice Pool September 2022	222405	47783.3CC_0922	085.08.2022	20-222-232-52-5263-0000	57.78
Manchester Park September 2022	222405	47783.4 PSC_0922	085.08.2022	20-000-000-52-5263-0000	37.60
Vendor Total:					300.25
06308 Westlake Hardware Inc					
Swim Meet Supplies	222436	12609001	085.08.2022	20-101-232-53-5334-0000	7.82
Dropcloth	222436	12609003	085.08.2022	20-101-232-53-5347-0000	10.39
Utility Gloves	222436	12609006	085.08.2022	20-101-232-53-5302-0000	13.49
Mouse Traps	222436	12609019	085.08.2022	20-101-232-53-5302-0000	7.19
CC Light Tags	222436	12609049	085.08.2022	20-101-220-53-5313-0000	27.07
Air Hose	222436	12609053	085.08.2022	20-101-232-53-5302-0000	42.28
V Belt	222436	12609058	085.08.2022	20-101-232-53-5302-0000	7.19
Utility Knives	222436	12609062	085.08.2022	20-101-232-53-5345-0000	30.46
Carpentry Supplies	222436	12609073	085.08.2022	20-101-232-53-5314-0000	8.26
Tampers for Baseball	222436	12609089	085.08.2022	20-220-204-53-5301-4432	79.18
Blades	222436	12609090	085.08.2022	20-101-232-53-5345-0000	32.39
Vendor Total:					265.72
06414 Braun, Julie A.					
Volleyball Camps (6/13/22-6/16/22) and (6/20/22-6/23/22)	222186	SIHJulieBraun#1	083.08.2022	20-220-203-52-5280-3373	3,369.96
Vendor Total:					3,369.96
06428 Proficient Window Cleaning, Inc.					
Window Cleaning	222150	7190	082.08.2022	20-101-220-52-5210-0000	186.00
Vendor Total:					186.00
06437 Rovik, Allan					
Franklin Basketball Camp - 07/11/22-07/15/22	222349	SIHAllanRovik#1	084.08.2022	20-220-203-52-5280-3373	1,472.46
Vendor Total:					1,472.46
06438 Pergande, Jason					
Franklin Basketball Camp - 07/11/22-07/15/22	222343	SIHJasonPergand	084.08.2022	20-220-203-52-5280-3373	1,472.46
Vendor Total:					1,472.46
06441 Hellman, John					
Monroe Volleyball Camp - 07/18/22-07/22/22	222320	SIHJohnHellman1	084.08.2022	20-220-203-52-5280-3373	1,391.94
Monroe Basketball Camp - 07/11/22-07/15/22	222320	SIHJohnHellman2	084.08.2022	20-220-203-52-5280-3373	1,674.42
Vendor Total:					3,066.36
06451 Panek, Megann					
CPRP Study Guide	222145	080122	082.08.2022	20-000-304-54-5432-0000	90.00
Mileage Reimbursement 070622-082522	222412	082522	085.08.2022	20-000-304-54-5422-0000	83.13
Vendor Total:					173.13
06455 Bonnamy, Ryan					
Franklin Basketball Camp - 07/11/22-07/15/22	222301	SIHRyanBonnamy1	084.08.2022	20-220-203-52-5280-3373	1,472.46
Vendor Total:					1,472.46
06458 Hineman, Justin David					
Franklin Volleyball Camp - 07/11/22-07/15/22	222322	SIHJustinHinema	084.08.2022	20-220-203-52-5280-3373	293.04

Fund **Description**
Vendor No **Vendor Name**

Line Item Description	Check No	Invoice Number	Batch Number	GL Account Number	Amount
Vendor Total:					293.04
06485 Midgard Enterprises					
LED Bulbs	222250	5097	083.08.2022	20-101-220-53-5312-0000	700.00
LED Bulbs	222250	5097	083.08.2022	20-101-220-53-5313-0000	737.50
Vendor Total:					1,437.50
06522 Yoshikawa, Max					
Mileage Reimbursement for July 2022	222287	073122	083.08.2022	20-222-232-54-5422-0000	23.25
Vendor Total:					23.25
06542 Peerless Network Inc					
Recreation 081522-091422	222258	97900018657_0922	083.08.2022	20-000-000-52-5262-0000	269.61
Vendor Total:					269.61
06543 Macius, Vytautas					
Fitness Center Carpet Cleaning	222333	30189	084.08.2022	20-350-302-52-5211-0000	1,370.40
Vendor Total:					1,370.40
06544 Chess Wizards Inc.					
Chess Camp - 08/08/22-08/12/22	222305	5896	084.08.2022	20-220-208-52-5280-8821	2,090.00
Vendor Total:					2,090.00
06619 KH Kim Taekwondo					
Taekwondo Classes Summer 2022	222398	082622	085.08.2022	20-220-203-52-5280-3318	858.00
Vendor Total:					858.00
06641 To The Next Level Inc.					
Baseball & Softball Camp 08/01/22-08/05/22	222356	001111	084.08.2022	20-220-203-52-5280-3343	1,306.80
Vendor Total:					1,306.80
06674 Lingo Communications LLC					
Northside Pool 080422-090322	222243	960579_0922	083.08.2022	20-222-231-52-5262-0000	51.37
CAC 080422-090322	222243	960579_0922	083.08.2022	20-220-203-52-5262-0000	51.37
Mary Lubko Center 080422-090322	222243	960579_0922	083.08.2022	20-000-304-52-5262-0000	51.37
Lincoln Marsh 080422-090322	222243	960579_0922	083.08.2022	20-000-112-52-5262-0000	51.37
Toohey/Safety City 080422-090322	222243	960579_0922	083.08.2022	20-000-000-52-5262-0000	51.37
Community Center 080422-090322	222243	960579_0922	083.08.2022	20-224-220-52-5262-0000	205.52
Programs 080422-090322	222243	960579_0922	083.08.2022	20-220-000-52-5262-0000	102.74
Vendor Total:					565.11
06706 E.J. Rohn Company					
CAC Floor Mat Service	222117	1116404	082.08.2022	20-101-225-52-5211-0000	85.45
Vendor Total:					85.45
06851 Hot Shots Sports					
Sports Camp - Summer 2022	222324	2561	084.08.2022	20-220-203-52-5280-3310	6,009.30
Vendor Total:					6,009.30
06864 Galaxy Soccer Club					
United Tournament Registration	222222	072722	083.08.2022	20-220-204-52-5280-4457	6,950.00
Vendor Total:					6,950.00
06914 Lacrosse Illinois NFP					
Lacrosse Camp (7/25/22-7/27/22)	222239	WPDJULYCAMP20	083.08.2022	20-220-204-52-5280-4407	1,706.25
Lacrosse Camp (6/20/22-6/23/22)	222239	WPDJUNECAMP20	083.08.2022	20-220-204-52-5280-4407	2,437.50

Fund Description
Vendor No Vendor Name

Line Item Description	Check No	Invoice Number	Batch Number	GL Account Number	Amount
Vendor Total:					4,143.75
06917 Midwest Strength and Performance, LLC					
Strength for Kids Program May 2022	222337	00008757	084.08.2022	20-220-203-52-5280-3348	144.00
Strength for Kids Program June 2022	222337	00008758	084.08.2022	20-220-203-52-5280-3348	144.00
Strength for Kids Program July 2022	222337	00008759	084.08.2022	20-220-203-52-5280-3348	240.00
Vendor Total:					528.00
06933 Valentino, Katie					
Hubble Volleyball Camps (7/18/22-7/21/22) & (7/22/22-7/25/22)	222280	SIHKatieValent	083.08.2022	20-220-203-52-5280-3373	3,321.12
Vendor Total:					3,321.12
06978 Chicagoland Whistles Inc.					
Referees July 16 - July 30	222198	1403	083.08.2022	20-220-225-52-5280-4402	1,241.00
Referees 08/06/22	222307	1408	084.08.2022	20-220-225-52-5280-4402	442.00
Vendor Total:					1,683.00
06998 S&S Systems of America, Inc					
Burglar Monitoring CC Oct - Dec 2022	222266	2510	083.08.2022	20-101-220-52-5211-0000	135.00
Burglar Monitoring CAC Oct - Dec 2022	222266	2510	083.08.2022	20-101-225-52-5211-0000	135.00
Burglar Monitoring Clocktower Oct - Dec 2022	222266	2510	083.08.2022	20-101-303-52-5211-0000	135.00
Burglar Monitoring MLC Oct - Dec 2022	222266	2510	083.08.2022	20-101-304-52-5211-0000	135.00
Burglar Monitoring LM Oct - Dec 2022	222266	2510	083.08.2022	20-101-112-52-5211-0000	135.00
Burglar Monitoring NS Pool Oct - Dec 2022	222266	2510	083.08.2022	20-101-231-52-5211-0000	135.00
Burglar Monitoring Rathje & Toohey Oct - Dec 2022	222266	2510	083.08.2022	20-101-000-52-5211-0000	270.00
Vendor Total:					1,080.00
07044 Justin Louis Colebrissi					
Fall Baseball Medals	222397	5803-0	085.08.2022	20-220-204-53-5301-4432	500.40
Vendor Total:					500.40
07069 Hershey Creamery Company					
Ice Cream for Resale	222231	INVE0017940214	083.08.2022	20-222-232-53-5328-0000	963.54
Ice Cream for Resale	222231	INVE0017997737	083.08.2022	20-222-231-53-5328-0000	907.20
Ice Cream Product	222321	INVE0018135964	084.08.2022	20-222-232-53-5328-0000	484.14
Vendor Total:					2,354.88
07085 Cleary Alman, Janet					
Reimbursement - 2011 Premier Boys Illinois Jr (2010-2011)	222200	072922	083.08.2022	20-220-204-52-5280-4457	650.00
Reimbursement for IWSL Player Passes	222377	081822	085.08.2022	20-220-204-52-5280-4457	520.00
Vendor Total:					1,170.00
07088 Pecharich, Linda					
Reimbursement for NRPA Conference Airfare	222146	080322-1	082.08.2022	20-000-000-54-5401-0000	222.53
Vendor Total:					222.53
07089 United Door and Dock, LLC					
Parts for Rolling Grille at Rice Pool	222279	3080	083.08.2022	20-101-232-53-5313-0000	1,054.50
Vendor Total:					1,054.50
07090 Arlington Heights Youth Athletic					
Red White & Blue Rain Refund	222298	081222	084.08.2022	20-221-223-42-4200-4374	100.00
Vendor Total:					100.00
07091 Hyder, Matthew					
Reimbursement Wheaton United Background Ct	222326	081222	084.08.2022	20-220-204-52-5280-4457	193.00

Fund	Description					
Vendor No	Vendor Name					
Line Item Description	Check No	Invoice Number	Batch Number	GL Account Number	Amount	
Vendor Total:					193.00	
07095	Garcia, Kristine					
Rams Cheer Practice Shirts	222314	051222	084.08.2022	20-221-221-53-5350-0000	2,280.00	
Shirts for Coaches	222314	080522	084.08.2022	20-221-221-53-5301-0000	869.00	
Cheer Practice Shirts	222388	082322	085.08.2022	20-221-221-53-5350-0000	465.00	
Vendor Total:					3,614.00	
07097	MTI Enterprises Inc.					
Additional Scripts and Logo Rights for Mary Poy	222339	790868-1	084.08.2022	20-220-202-52-5280-2266	244.00	
Vendor Total:					244.00	
09534	Redlok Productions Inc					
Cheer Competition Fall 2022	222263	080922	083.08.2022	20-221-221-52-5285-0000	22,275.00	
Competition Bows	222263	2997	083.08.2022	20-221-221-53-5340-0000	350.00	
Vendor Total:					22,625.00	
Fund Total:					296,433.81	
22	Cosley Zoo					
00046	Animal Medical Clinic					
Medical Supplies	222180	177211	083.08.2022	22-501-000-53-5309-0000	452.57	
Isoflourane	222180	177211	083.08.2022	22-501-000-53-5336-0000	28.50	
Coyote Food	222180	177211	083.08.2022	22-501-000-53-5339-0000	15.81	
Fecal Screening	222180	177211	083.08.2022	22-501-000-54-5424-0000	206.43	
Vendor Total:					703.31	
00193	City of Wheaton					
Cosley Welcome Center 070622-080422	222308	0067810100_0822	084.08.2022	22-501-000-52-5264-0000	35.88	
Cosley Zoo 070622-080422	222308	0310000100_0822	084.08.2022	22-501-000-52-5264-0000	135.05	
Cosley Zoo 070622-080422	222308	0310000200_0822	084.08.2022	22-501-000-52-5264-0000	718.25	
Cosley Bobcat 070622-080422	222308	0310000300_0822	084.08.2022	22-501-000-52-5264-0000	71.88	
Vendor Total:					961.06	
00240	Duchaj Bros.					
150 Bales of Hay	222115	080322	082.08.2022	22-501-000-53-5339-0000	1,012.50	
Vendor Total:					1,012.50	
00409	Communications Direct Inc					
Replacement 2-Way Radios and Antennas	222203	IN171112	083.08.2022	22-501-000-53-5302-0000	676.30	
Vendor Total:					676.30	
00417	Constellation NewEnergy Inc					
Cosley Welcome Center 071522-081522	222312	0793155067_0822	084.08.2022	22-501-000-52-5260-0000	95.22	
Cosley Zoo 071522-081522	222312	8519798002_0822	084.08.2022	22-501-000-52-5260-0000	1,066.64	
Vendor Total:					1,161.86	
00437	Reedy Equipment Services Inc.					
Ice Machine Rental	222346	0428565	084.08.2022	22-501-000-52-5220-0000	39.67	
Vendor Total:					39.67	
00680	Northern Illinois Gas Company					
Cosley Zoo 071922-081722	222340	3015221000_0822	084.08.2022	22-501-000-52-5261-0000	39.81	
Cosley Welcome Center 071922-081722	222340	3615221000_0822	084.08.2022	22-501-000-52-5261-0000	24.78	
Cosley Zoo 061422-081622	222411	5450490000_0822	085.08.2022	22-501-000-52-5261-0000	41.88	

Fund Description
Vendor No Vendor Name

Line Item Description	Check No	Invoice Number	Batch Number	GL Account Number	Amount
Vendor Total:					106.47
01023 Waste Management of Illinois Inc					
Cosley Zoo 080122-083122	222170	12272113008_0822	082.08.2022	22-501-000-52-5263-000C	779.23
Vendor Total:					779.23
01043 Wheaton Sanitary District					
Cosley Zoo 070622-080422	222438	026475000_0822	085.08.2022	22-501-000-52-5264-000C	57.93
Cosley Zoo 070622-080422	222438	026477000_0822	085.08.2022	22-501-000-52-5264-000C	388.76
Cosley Welcome Ctr 070622-080422	222438	027965000_0822	085.08.2022	22-501-000-52-5264-000C	13.00
Bobcat Exhibit 070622-080422	222438	049516000_0822	085.08.2022	22-501-000-52-5264-000C	37.51
Vendor Total:					497.20
01082 Young's Grain Farms					
168 Bales of Straw	222366	594566	084.08.2022	22-501-000-53-5336-000C	714.00
Vendor Total:					714.00
02300 Home Depot Credit Services					
Concrete Curb in Pig Exhibit	222232	9013453	083.08.2022	22-501-000-53-5313-000C	118.30
Vendor Total:					118.30
03754 Comcast Cable					
Cosley Zoo 081122-091022	222201	87712047625845_05	083.08.2022	22-501-000-52-5262-000C	111.85
Vendor Total:					111.85
04213 Welding Industrial Supply Co Inc					
Medical Oxygen Cylinder	222435	2921029	085.08.2022	22-501-000-53-5309-000C	73.24
Vendor Total:					73.24
04267 Martin Whalen Group Inc					
Cosley Zoo 072822-082722	222138	MW81955_0822	082.08.2022	22-501-000-52-5211-000C	15.27
Vendor Total:					15.27
04296 Culligan DuPage Soft Water Service Inc					
Drinking Water July 2022	222114	261974_0722W	082.08.2022	22-501-000-52-5220-000C	87.50
Water Cooler Rental August 2022	222114	261974_0822R	082.08.2022	22-501-000-52-5220-000C	6.00
Vendor Total:					93.50
05352 Karnstedt, Jackie					
Mileage Reimbursement for 08/03/22	222238	080322	083.08.2022	22-220-206-53-5301-6651	20.00
Vendor Total:					20.00
05361 o8o Leasing LLC					
Reimbursement of 50% of Wind Machine Use	222255	0722-14	083.08.2022	22-501-000-54-5433-000C	15.88
Vendor Total:					15.88
06228 Voyant Communications					
Cosley July 2022	222167	030832_0722	082.08.2022	22-501-000-52-5262-000C	300.30
Cosley August 2022	222167	030832_0822	082.08.2022	22-501-000-52-5262-000C	300.56
Vendor Total:					600.86
06250 LRS Holdings LLC					
Cosley Zoo September 2022	222405	47783.2 CZ_0922	085.08.2022	22-501-000-52-5263-000C	133.90
Vendor Total:					133.90
06539 Runco Office Supply & Equipment Co					

Fund	Description					
Vendor No	Vendor Name					
Line Item Description	Check No	Invoice Number	Batch Number	GL Account Number	Amount	
Office Supplies	222156	872535-0	082.08.2022	22-501-000-53-5302-000C	144.29	
Vendor Total:					144.29	
06542 Peerless Network Inc						
Cosley 081522-091422	222258	97900018657_0922	083.08.2022	22-501-000-52-5262-000C	53.92	
Vendor Total:					53.92	
06674 Lingo Communications LLC						
Cosley 080422-090322	222243	960579_0922	083.08.2022	22-501-000-52-5262-000C	102.74	
Vendor Total:					102.74	
06802 Glen Ellyn Animal Hospital						
X-Rays and CBC	222224	713541	083.08.2022	22-501-000-54-5424-000C	408.00	
X-Rays and CBC	222224	716577	083.08.2022	22-501-000-54-5424-000C	195.00	
Vendor Total:					603.00	
06902 Grayslake Feed Sales, Inc.						
Bagged Feed	222317	58730	084.08.2022	22-501-000-53-5339-000C	400.18	
Animal Bedding	222317	58730	084.08.2022	22-501-000-53-5336-000C	387.60	
Animal Bedding	222392	61188	085.08.2022	22-501-000-53-5336-000C	396.83	
Animal Feed	222392	61188	085.08.2022	22-501-000-53-5339-000C	1,046.98	
Vendor Total:					2,231.59	
06905 Lewis, Trisha						
Lameness and Eye Issues in Equine	222242	10781	083.08.2022	22-501-000-54-5424-000C	734.40	
Vendor Total:					734.40	
06998 S&S Systems of America, Inc						
Burglar Monitoring Cosley Welcome & Gift Sho	222266	2510	083.08.2022	22-501-000-52-5211-0000	270.00	
Vendor Total:					270.00	
07099 Anderson Consulting Inc.						
Gift Shop Design - 50% Deposit	222369	1072	085.08.2022	22-501-000-52-5210-000C	1,750.00	
Vendor Total:					1,750.00	
Fund Total:					13,724.34	
23 Liability						
00451 ILLINOIS STATE POLICE						
Replenish Background Check Fees	222327	081222	084.08.2022	23-418-000-52-5208-000C	5,000.00	
Vendor Total:					5,000.00	
00725 Park District Risk Mgmt Agency						
Property Insurance Premium - July 2022	222257	0722023	083.08.2022	23-000-000-52-5270-000C	10,798.06	
Liability Insurance Premium - July 2022	222257	0722023	083.08.2022	23-000-000-52-5271-000C	5,268.83	
Workers Comp Insurance Premium - July 2022	222257	0722023	083.08.2022	23-000-000-52-5273-000C	15,961.60	
Employment Practices Insurance Premium - July 2022	222257	0722023	083.08.2022	23-000-000-52-5276-000C	1,832.72	
Pollution Liability Insurance Premium - July 2022	222257	0722023	083.08.2022	23-000-000-52-5277-000C	321.07	
Vendor Total:					34,182.28	
06940 Advocate Health and Hospitals Corporation						
Back Evaluations	222296	830713	084.08.2022	23-418-000-52-5208-000C	184.00	
Back Evaluations	222296	830821	084.08.2022	23-418-000-52-5208-000C	63.00	
Vendor Total:					247.00	

Fund	Description	Vendor No	Vendor Name	Line Item Description	Check No	Invoice Number	Batch Number	GL Account Number	Amount
Fund Total:									39,429.28
40	Capital Projects								
00247	DuPage Topsoil Inc.								
Gravity Rail		222384	054218	085.08.2022	40-000-188-57-5706-000C				720.00
Vendor Total:									720.00
00415	The Conservation Foundation								
Monthly Lease August 2022		222162	12889	082.08.2022	40-000-000-57-5701-000C				295.00
Vendor Total:									295.00
00794	RENTALMAX L.L.C.								
Gravity Rail		222154	543152-8	082.08.2022	40-000-188-57-5706-000C				77.28
Gravity Rail Installation		222348	548617-8	084.08.2022	40-000-188-57-5706-000C				117.76
Vendor Total:									195.04
00799	CCS Contractor Equipment & Supply Inc.								
Gravity Rail Install Rebar		222193	263316	083.08.2022	40-000-188-57-5706-000C				715.00
Vendor Total:									715.00
00980	Unilock Chicago Inc.								
Gravity Rail		222164	SIN2508292	082.08.2022	40-000-188-57-5706-000C				1,797.76
PFA Pavers		222164	SIN2508696	082.08.2022	40-000-188-57-5706-000C				988.48
PFA Pavers		222164	SIN2508851	082.08.2022	40-000-188-57-5706-000C				302.00
Vendor Total:									3,088.24
01023	Waste Management of Illinois Inc								
Kelly Park Demo Dumpster		222361	0004904-2011-4	084.08.2022	40-800-820-57-5701-000C				2,573.40
Vendor Total:									2,573.40
01086	Zenon Company								
Benches		222289	7148	083.08.2022	40-101-000-53-5338-000C				6,369.00
Vendor Total:									6,369.00
02300	Home Depot Credit Services								
Gravity Rail		222232	2011951	083.08.2022	40-000-188-57-5706-000C				82.06
Commemorative Program Supplies		222232	3022055	083.08.2022	40-101-000-53-5338-000C				78.31
Memorial Rocks		222232	4021836	083.08.2022	40-101-000-53-5338-000C				35.28
Memorial Rocks		222232	5021625	083.08.2022	40-101-000-53-5338-000C				129.75
Gravity Rail		222232	7023715	083.08.2022	40-000-188-57-5706-000C				12.98
Play for All Equipment		222232	8011327	083.08.2022	40-000-188-57-5706-000C				280.27
Vendor Total:									618.65
02798	Williams Architects								
CC Interior		222363	0021155	084.08.2022	40-800-846-57-5701-000C				1,902.96
Vendor Total:									1,902.96
03336	Mike Gonzalez Trucking Inc.								
Haul Dirt for Gravity Rail		222251	1631	083.08.2022	40-000-188-57-5706-000C				7,395.00
Vendor Total:									7,395.00
03978	Illinois Roof Consulting Associates Inc								
Inspection and Bid Docs MLC		222396	25733	085.08.2022	40-000-000-52-5205-000C				600.00
Vendor Total:									600.00
04036	Bronze Memorial Company								

Fund	Description	Vendor No	Vendor Name	Line Item Description	Check No	Invoice Number	Batch Number	GL Account Number	Amount
	Memorial Plaque				222188	707581	083.08.2022	40-101-000-53-5338-000C	198.16
	Memorial Plaque				222372	707628	085.08.2022	40-101-000-53-5338-000C	198.16
								Vendor Total:	396.32
04057	Johnson Wilbur Adams Inc.								
	Backstop Fencing				222131	16434	082.08.2022	40-000-000-52-5205-000C	620.00
								Vendor Total:	620.00
05162	Hines Building Supply - US LBM LLC								
	Gravity Rail				222127	5143180	082.08.2022	40-000-188-57-5706-000C	58.50
								Vendor Total:	58.50
05349	Graf Tree Care Inc.								
	District Tree Inventory Data Update				222226	17329	083.08.2022	40-000-000-52-5205-000C	3,276.50
								Vendor Total:	3,276.50
05415	Integrated Lakes Management Inc.								
	Pond Maintenance July 2022				222236	#INV16852	083.08.2022	40-000-000-52-5210-000C	1,567.51
								Vendor Total:	1,567.51
05733	Steiner Electric Company								
	NS Pool Lights				222351	S007195216.002	084.08.2022	40-800-826-53-5393-000C	128.26
								Vendor Total:	128.26
05747	Landscape Material & Firewood Sales Inc.								
	LM Driveway Gravel				222134	3000672383	082.08.2022	40-101-000-53-5302-000C	199.00
	Gravity Rail				222134	3000672383	082.08.2022	40-101-000-53-5302-000C	468.00
	LM Driveway				222240	3000672613	083.08.2022	40-101-000-53-5302-000C	258.00
	LM Gravel Driveway Repairs				222331	3000672722	084.08.2022	40-800-822-53-5301-000C	1,053.00
	Gravity Rail Installation				222401	3000672926	085.08.2022	40-000-188-57-5706-000C	109.50
								Vendor Total:	2,087.50
05875	Day Robert & Morrison P.C.								
	Gary Easement				222209	33594	083.08.2022	40-000-000-52-5207-000C	316.00
								Vendor Total:	316.00
05912	Bedrock Earthscapes LLC								
	Annual Pond and Stream Landscape Maintenan				222102	1961	082.08.2022	40-000-000-52-5210-000C	5,315.00
	Elliot Lake Burn Repair				222102	1962	082.08.2022	40-000-000-52-5210-000C	6,965.00
								Vendor Total:	12,280.00
06228	Voyant Communications								
	Planning July 2022				222167	030832_0722	082.08.2022	40-101-000-52-5262-000C	58.13
	Planning August 2022				222167	030832_0822	082.08.2022	40-101-000-52-5262-000C	58.17
								Vendor Total:	116.30
06308	Westlake Hardware Inc								
	CAC Bolt Eyes with Nuts				222436	12508692	085.08.2022	40-000-000-57-5701-000C	8.26
								Vendor Total:	8.26
06578	Morrow, Brian								
	Mileage Reimbursement for July 2022				222140	073122	082.08.2022	40-000-000-54-5422-000C	1.38
	Mileage Reimbursement for July 2022				222140	73121	082.08.2022	40-000-000-54-5422-000C	36.88
								Vendor Total:	38.26

Fund	Description	Vendor No	Vendor Name	Line Item Description	Check No	Invoice Number	Batch Number	GL Account Number	Amount
Fund Total:									45,365.70
60	Golf Fund								
00007	Aramark								
	Inv# 602000201 Kitchen Linen	222181	602000201	083.08.2022	60-612-902-52-5222-0000				201.74
	Inv# 6020028170 Banquet Linen	222181	6020028170	083.08.2022	60-612-901-52-5222-0000				529.68
	Inv# 6020028170 Restaurant Linen	222181	6020028170	083.08.2022	60-612-902-52-5222-0000				113.31
	Inv# 6020030506 Restaurant Linens	222181	6020030506	083.08.2022	60-612-902-52-5222-0000				523.43
	Inv# 6020030506 Banquet Linens	222181	6020030506	083.08.2022	60-612-901-52-5222-0000				113.31
	Inv# 6020035240 Banquet Linen	222370	6020035240	085.08.2022	60-612-901-52-5222-0000				315.76
	Inv# 6020035240 Restaurant Linen	222370	6020035240	085.08.2022	60-612-902-52-5222-0000				306.00
	Inv# 6020037733 Banquet Linen	222370	6020037733	085.08.2022	60-612-901-52-5222-0000				508.45
	Inv# 6020037733 Restaurant Linen	222370	6020037733	085.08.2022	60-612-902-52-5222-0000				113.31
Vendor Total:									2,724.99
00125	Black Gold Septic Inc								
	Clean Outside Grease Trap and Lift Station	222184	34790	083.08.2022	60-000-000-52-5211-0000				425.00
Vendor Total:									425.00
00135	Bojo Turf Supply Inc.								
	High Pressure Hoses	222185	67081	083.08.2022	60-601-000-53-5343-0000				821.98
Vendor Total:									821.98
00179	Chicagoland Turf								
	September T- Pass	222375	0900122	085.08.2022	60-601-000-53-5335-0000				18,092.52
	Plant Marvel	222197	INV93293	083.08.2022	60-601-000-53-5335-0000				258.80
	Cutless MEC	222197	INV93509	083.08.2022	60-601-000-53-5335-0000				1,128.75
Vendor Total:									19,480.07
00180	Chicago District Golf Association								
	Handicap Fees - July 2022	222108	072922	082.08.2022	60-611-000-52-5210-0000				160.00
Vendor Total:									160.00
00193	City of Wheaton								
	AGC Clubhouse 070722-080522	222308	0293553000_0822	084.08.2022	60-000-000-52-5264-0000				1,063.56
	AGC Maintenance Building 070722-080522	222308	0293553100_0822	084.08.2022	60-000-000-52-5264-0000				158.06
	AGC Chemical Building 070722-080522	222308	0293553200_0822	084.08.2022	60-000-000-52-5264-0000				157.66
Vendor Total:									1,379.28
00237	Dreisilker Electric Motors								
	Inv# I219224 Capacitor	222212	I219224	083.08.2022	60-612-000-54-5441-0000				12.00
Vendor Total:									12.00
00269	Euclid Beverage								
	Inv# W-2935132 Beer	222119	W-2935132	082.08.2022	60-000-000-14-1412-0000				1,981.30
	Inv# W-2938958 Beer	222215	W-2938958	083.08.2022	60-000-000-14-1412-0000				2,739.35
	Inv# W-2942910 Beer	222215	W-2942910	083.08.2022	60-000-000-14-1412-0000				3,176.25
	Inv# W-2944007 Beer	222215	W-2944007	083.08.2022	60-000-000-14-1412-0000				989.00
	Inv# W-2946757 Beer	222385	W-2946757	085.08.2022	60-000-000-14-1412-0000				2,934.05
	Inv# W-2951014 Beer	222385	W-2951014	085.08.2022	60-000-000-14-1412-0000				2,636.10
Vendor Total:									14,456.05
00275	Faulks Bros. Construction Inc.								
	Compost	222217	370069	083.08.2022	60-601-000-53-5331-0000				822.90
Vendor Total:									822.90

Fund **Description**
Vendor No **Vendor Name**

Line Item Description	Check No	Invoice Number	Batch Number	GL Account Number	Amount
00293 Fortune Fish Company					
Inv# 207722 Seafood	222220	207722	083.08.2022	60-000-000-14-1411-0000	245.30
Inv# 209536 Seafood	222220	209536	083.08.2022	60-000-000-14-1411-0000	808.02
Inv# 213407 Seafood	222220	213407	083.08.2022	60-000-000-14-1411-0000	75.90
Inv# 213407 General Grocery	222220	213407	083.08.2022	60-000-000-14-1415-0000	228.47
Inv# 214930 Meat	222313	214930	084.08.2022	60-000-000-14-1411-0000	282.50
Inv# 214930 Seafood	222313	214930	084.08.2022	60-000-000-14-1411-0000	294.36
Inv# 214930 General Grocery	222313	214930	084.08.2022	60-000-000-14-1415-0000	28.49
Inv# 222897 Seafood	222313	222897	084.08.2022	60-000-000-14-1411-0000	331.60
Inv# 222897 Meat	222313	222897	084.08.2022	60-000-000-14-1411-0000	116.00
Inv# 222897 General Grocery	222313	222897	084.08.2022	60-000-000-14-1415-0000	88.00
Inv# 231687 General Grocery	222220	231687	083.08.2022	60-000-000-14-1415-0000	83.76
Inv# 231687 Seafood	222220	231687	083.08.2022	60-000-000-14-1411-0000	543.03
Inv# 235538 General Grocery	222220	235538	083.08.2022	60-000-000-14-1415-0000	230.00
Inv# 235538 Seafood	222220	235538	083.08.2022	60-000-000-14-1411-0000	443.00
Inv# 235539 Seafood	222220	235539	083.08.2022	60-000-000-14-1411-0000	51.45
Inv# 241003 General Grocery	222386	241003	085.08.2022	60-000-000-14-1415-0000	611.71
Inv# 241003 Seafood	222386	241003	085.08.2022	60-000-000-14-1411-0000	415.69
Inv# 246840 Seafood	222386	241003	085.08.2022	60-000-000-14-1411-0000	181.73
Inv# 252135 Seafood	222386	252135	085.08.2022	60-000-000-14-1411-0000	345.18
Inv# 258246 Seafood	222386	258246	085.08.2022	60-000-000-14-1411-0000	314.41
Vendor Total:					5,718.60
00334 Gordon Food Service					
Inv# 753226631 General Grocery	222123	753226631	082.08.2022	60-000-000-14-1415-0000	12.99
Inv# 753226698 General Grocery	222123	753226698	082.08.2022	60-000-000-14-1415-0000	71.97
Inv# 753226776 General Grocery	222123	753226776	082.08.2022	60-000-000-14-1415-0000	68.98
Inv# 753226938 General Grocery	222225	753226938	083.08.2022	60-000-000-14-1415-0000	163.26
Inv# 753226946 General Grocery	222225	753226946	083.08.2022	60-000-000-14-1415-0000	13.49
Inv# 753227149 General Grocery	222225	753227149	083.08.2022	60-000-000-14-1415-0000	39.32
Inv# 753227644 General Grocery	222391	753227644	085.08.2022	60-000-000-14-1415-0000	35.69
Inv# 770247780 General Grocery	222123	770247780	082.08.2022	60-000-000-14-1415-0000	11.98
Inv# 960073865 General Grocery	222123	960073865	082.08.2022	60-000-000-14-1415-0000	115.90
Inv# 960073865 Meat	222123	960073865	082.08.2022	60-000-000-14-1411-0000	56.96
Inv# 960073943 Banquet Supplies	222123	960073943	082.08.2022	60-612-901-53-5390-0000	68.13
Inv# 960073943 Non-Alcoholic Beverages	222123	960073943	082.08.2022	60-000-000-14-1416-0000	140.13
Inv# 960074119 General Grocery	222123	960074119	082.08.2022	60-000-000-14-1415-0000	22.43
Inv# 960074119 Meat	222123	960074119	082.08.2022	60-000-000-14-1411-0000	65.16
Inv# 960074119 Non-Alcoholic Beverages	222123	960074119	082.08.2022	60-000-000-14-1416-0000	147.92
Inv# 960074215 Non-Alcoholic Beverages	222123	960074215	082.08.2022	60-000-000-14-1416-0000	576.10
Inv# 960074215 General Grocery	222123	960074215	082.08.2022	60-000-000-14-1415-0000	399.99
Inv# 960074383 General Grocery	222225	960074383	083.08.2022	60-000-000-14-1415-0000	106.47
Inv# 960074609 General Grocery	222225	960074609	083.08.2022	60-000-000-14-1415-0000	322.10
Inv# 960074609 Meat	222225	960074609	083.08.2022	60-000-000-14-1411-0000	86.88
Inv# 960074609 Restaurant Supplies	222225	960074609	083.08.2022	60-612-902-53-5388-0000	393.84
Inv# 960074684 General Grocery	222225	960074684	083.08.2022	60-000-000-14-1415-0000	611.65
Inv# 960074923 Meat	222391	960074923	085.08.2022	60-000-000-14-1411-0000	71.94
Inv# 960074923 Restaurant Supplies	222391	960074923	085.08.2022	60-612-902-53-5388-0000	131.73
Inv# 960074923 Dairy	222391	960074923	085.08.2022	60-000-000-14-1414-0000	41.31
Inv# 960074936 General Grocery	222391	960074936	085.08.2022	60-000-000-14-1415-0000	43.44
Inv# 960075113 General Grocery	222391	960075113	085.08.2022	60-000-000-14-1415-0000	108.18
Inv# 960075163 General Grocery	222391	960075163	085.08.2022	60-000-000-14-1415-0000	181.71
Vendor Total:					4,109.65
00335 W W Grainger Inc					
Radios for Banquet & Restaurant Staff	222282	9392476546	083.08.2022	60-612-901-53-5390-0000	990.10

Fund Description
Vendor No Vendor Name

Line Item Description	Check No	Invoice Number	Batch Number	GL Account Number	Amount
Vendor Total:					990.10
00386 Hagg Press Inc					
Inv# 115925 AGC Envelopes	222227	115925	083.08.2022	60-000-000-52-5235-0000	524.02
Vendor Total:					524.02
00395 Harris Motor Sports Inc					
Golf Car Supplies	222229	02-320786	083.08.2022	60-601-000-53-5315-0000	498.00
Inv# 02-321736	222319	02-321736	084.08.2022	60-601-000-53-5315-0000	1,019.47
Vendor Total:					1,517.47
00409 Communications Direct Inc					
10 Radios for the Golf Staff	222203	IN167914	083.08.2022	60-611-911-53-5301-0000	2,100.00
Vendor Total:					2,100.00
00417 Constellation NewEnergy Inc					
Orchard Gate 071322-081122	222312	0051046274_0822	084.08.2022	60-000-000-52-5260-0000	23.39
AGC Clubhouse 071322-081122	222379	0581101000_0822	085.08.2022	60-000-000-52-5260-0000	72.34
AGC Clubhouse 071322-081122	222312	6414622009_0822	084.08.2022	60-000-000-52-5260-0000	6,263.00
Vendor Total:					6,358.73
00419 Consumers Packing Co.					
Inv# 386843 Meat	222113	386843	082.08.2022	60-000-000-14-1411-0000	1,130.09
Inv# 386987 Meat	222113	386987	082.08.2022	60-000-000-14-1411-0000	2,853.84
Inv# 387073 Meat	222207	387073	083.08.2022	60-000-000-14-1411-0000	2,489.18
Inv# 387204 Meat	222207	387204	083.08.2022	60-000-000-14-1411-0000	2,557.30
Inv# 387296 Meat	222207	387296	083.08.2022	60-000-000-14-1411-0000	1,371.99
Inv# 387436 Meat	222207	387436	083.08.2022	60-000-000-14-1411-0000	2,130.11
Inv# 387526 Meat	222380	387526	085.08.2022	60-000-000-14-1411-0000	2,894.53
Inv# 387556 Meat	222380	387556	085.08.2022	60-000-000-14-1411-0000	117.04
Inv# 387661 Meat	222380	387661	085.08.2022	60-000-000-14-1411-0000	1,797.02
Inv# 387686 Meat	222380	387686	085.08.2022	60-000-000-14-1411-0000	551.67
Inv# 387743 Meat	222380	387743	085.08.2022	60-000-000-14-1411-0000	5,209.14
Inv# 387854 Meat	222380	387854	085.08.2022	60-000-000-14-1411-0000	3,071.52
Vendor Total:					26,173.43
00475 Constellation Newenergy Gas Division LLC					
AGC Clubhouse July 2022	222311	2400503855_0722	084.08.2022	60-000-000-52-5261-0000	1,275.32
Vendor Total:					1,275.32
00532 Imperial Bag & Paper Co LLC					
Cleaning Supplies	222328	1771297-00	084.08.2022	60-000-000-53-5316-0000	548.46
Vendor Total:					548.46
00551 LEIBOLD IRRIGATION INC.					
ACME Elbows	222402	0011097-IN	085.08.2022	60-601-000-53-5343-0000	89.14
Vendor Total:					89.14
00578 LOUIS GLUNZ WINES INC.					
Inv# G-1716446 Wine	222136	G-1716446	082.08.2022	60-000-000-14-1412-0000	225.00
Inv# G-1719676 Wine	222404	G-1719676	085.08.2022	60-000-000-14-1412-0000	172.00
Vendor Total:					397.00
00614 Mee, Terry					
Reimbursement for NRPA Conference Airfare	222248	081222	083.08.2022	60-000-000-54-5401-0000	217.32

Fund	Description	Vendor No	Vendor Name	Line Item Description	Check No	Invoice Number	Batch Number	GL Account Number	Amount
Vendor Total:									217.32
00615	MENARDS WEST CHICAGO								
Inv# 55718		222249	55718		083.08.2022	60-000-000-53-5313-000C			40.49
Vendor Total:									40.49
00680	Northern Illinois Gas Company								
AGC Maintenance Building 071322-081222		222340	1106501000_0822		084.08.2022	60-000-000-52-5261-000C			159.82
Vendor Total:									159.82
00742	Pepsi Beverages Company								
Inv# 21009808 Non-Alcoholic Beverages		222259	21009808		083.08.2022	60-000-000-14-1416-000C			1,070.55
Inv# 23244857 Non-Alcoholic Beverages		222259	23244857		083.08.2022	60-000-000-14-1412-000C			1,866.38
Inv# 27283151 Non-Alcoholic Beverages		222259	27283151		083.08.2022	60-000-000-14-1416-000C			1,846.96
Inv# 27283152 Non-Alcoholic Beverages		222413	27283152		085.08.2022	60-000-000-14-1416-000C			611.80
Inv# 28213052 Non-Alcoholic Beverages		222413	28213052		085.08.2022	60-000-000-14-1416-000C			1,202.65
Inv# 28649054 Non-Alcoholic Beverages		222148	28649054		082.08.2022	60-000-000-14-1416-000C			856.82
Vendor Total:									7,455.16
00783	Randall Pressure Systems Inc								
Inv# I-48886-0		222418	I-48886-0		085.08.2022	60-601-000-53-5315-000C			87.14
Vendor Total:									87.14
00792	Reinders Inc								
Conversion Nozzles		222153	1921152-00		082.08.2022	60-601-000-53-5343-000C			942.52
Hub Wheel		222153	6015051-01		082.08.2022	60-601-000-53-5315-000C			67.09
Pin Spring/Pin Adjuster/Eye Bolt		222153	6015833-00		082.08.2022	60-601-000-53-5315-000C			68.47
Pin Spring/Eye Bolt		222153	6015833-01		082.08.2022	60-601-000-53-5315-000C			23.17
Bearing/Bolts		222153	6016048-00		082.08.2022	60-601-000-53-5315-000C			263.88
Ring/Coupler/Lever/Bedbar/Contactor/Relay		222153	6016885-00		082.08.2022	60-601-000-53-5315-000C			748.17
ES Reel		222153	6017051-00		082.08.2022	60-601-000-53-5315-000C			630.08
Vendor Total:									2,743.38
00818	ROTARY CLUB OF WHEATON								
Quarterly Dues 4/1/22-6/30/22		222265	063022		083.08.2022	60-000-000-54-5425-000C			349.00
Vendor Total:									349.00
00841	Schamberger Bros. Inc.								
Inv# 0000441125 Beer		222157	0000441125		082.08.2022	60-000-000-14-1412-000C			307.75
Inv# 0000441476 Beer		222419	0000441476		085.08.2022	60-000-000-14-1412-000C			586.00
Inv# 0000441576 Beer		222419	0000441576		085.08.2022	60-000-000-14-1412-000C			219.75
Vendor Total:									1,113.50
00874	Southern Glazer's Wine And Spirits, LLC								
Inv# 4310113 Liquor		222160	4310113		082.08.2022	60-000-000-14-1412-000C			2,570.23
Inv# 4320937 Beer		222160	4320937		082.08.2022	60-000-000-14-1412-000C			1,290.70
Inv# 4331663 Liquor		222269	4331663		083.08.2022	60-000-000-14-1412-000C			2,130.44
Inv# 4341962 Liquor		222269	4341962		083.08.2022	60-000-000-14-1412-000C			1,787.78
Inv# 4341963 Liquor		222269	4341963		083.08.2022	60-000-000-14-1412-000C			214.17
Inv# 4345096 Liquor		222423	4345096		085.08.2022	60-000-000-14-1412-000C			207.15
Inv# 4352382 Liquor		222423	4352382		085.08.2022	60-000-000-14-1412-000C			2,089.51
Vendor Total:									10,289.98
00911	Stuever & Sons Inc								
Inv# 0385258 Restaurant Supplies		222271	0385258		083.08.2022	60-612-902-53-5388-000C			20.00
Inv# 0385258 Beer Line Cleaning		222271	0385258		083.08.2022	60-612-000-52-5210-000C			96.00

Fund	Description	Vendor No	Vendor Name	Line Item Description	Check No	Invoice Number	Batch Number	GL Account Number	Amount
				Inv# 0385971 Beer Line Cleaning	222425	0385971	085.08.2022	60-612-000-52-5210-000C	126.00
								Vendor Total:	242.00
00923	Superior Beverage Co. Inc.			Inv# 479832 Beer	222272	479832	083.08.2022	60-000-000-14-1412-000C	1,096.90
				Inv# 481578 Beer	222272	481578	083.08.2022	60-000-000-14-1412-000C	882.50
				Inv# 483423 Beer	222426	483423	085.08.2022	60-000-000-14-1412-000C	655.30
				Inv# 485477 Beer	222426	485477	085.08.2022	60-000-000-14-1412-000C	1,332.50
								Vendor Total:	3,967.20
00956	Titleist			Hats	222276	913451807	083.08.2022	60-000-000-14-1431-000C	3,794.00
				Hats	222276	913451807	083.08.2022	60-000-000-14-1431-000C	64.00
				Golf Balls	222163	913857079	082.08.2022	60-000-000-14-1432-000C	185.66
				Golf Balls	222163	913907737	082.08.2022	60-000-000-14-1432-000C	481.80
				Velo and AVX Golf Balls	222430	913948672	085.08.2022	60-000-000-14-1432-000C	2,191.81
				Players Dopp Kits	222430	914021273	085.08.2022	60-000-000-14-1430-000C	229.50
				Players Dopp Kits	222430	914021273	085.08.2022	60-611-000-52-5210-000C	918.00
								Vendor Total:	7,864.77
01023	Waste Management of Illinois Inc			Arrowhead GC 080122-083122	222170	12272113008_0822	082.08.2022	60-000-000-52-5263-000C	587.92
								Vendor Total:	587.92
01043	Wheaton Sanitary District			AGC Maintenance Building 070722-080522	222438	036235000_0822	085.08.2022	60-000-000-52-5264-000C	67.13
				AGC Clubhouse 070722-080522	222438	036431000_0822	085.08.2022	60-000-000-52-5264-000C	712.17
								Vendor Total:	779.30
01053	Wilson Sporting Goods Company			DUO & Triad Golf Balls	222283	4538539964	083.08.2022	60-000-000-14-1432-000C	187.20
				DUO & Triad Golf Balls	222283	4538689039	083.08.2022	60-000-000-14-1432-000C	187.20
				DUO Golf Balls	222364	4538689040	084.08.2022	60-000-000-14-1432-000C	599.90
				DUO Golf Balls	222364	4538689041	084.08.2022	60-000-000-14-1432-000C	599.90
				DUO Golf Balls	222364	4538727435	084.08.2022	60-000-000-14-1432-000C	187.20
								Vendor Total:	1,761.40
01058	Chicago Beverage Systems, LLC			Inv# 362826 Beer	222107	362826	082.08.2022	60-000-000-14-1412-000C	223.34
				Inv# 367108 Beer	222195	367108	083.08.2022	60-000-000-14-1412-000C	663.57
				Inv# 371347 Beer	222195	371347	083.08.2022	60-000-000-14-1412-000C	1,905.10
				Inv# 375598 Beer	222374	375598	085.08.2022	60-000-000-14-1412-000C	1,118.50
				Inv# 379648 Beer	222374	379648	085.08.2022	60-000-000-14-1412-000C	978.19
								Vendor Total:	4,888.70
02231	Sysco-Chicago			Inv# 524664858 Restaurant Supplies	222273	524664858	083.08.2022	60-612-902-53-5388-000C	439.48
				Inv# 524664858 Cleaning Supplies	222273	524664858	083.08.2022	60-612-000-53-5316-000C	125.10
				Inv# 524664858 General Grocery	222273	524664858	083.08.2022	60-000-000-14-1415-000C	1,686.57
				Inv# 524664858 Meat	222273	524664858	083.08.2022	60-000-000-14-1411-000C	1,148.11
				Inv# 524664858 Meat	222273	524664858	083.08.2022	60-000-000-14-1411-000C	551.04
				Inv# 524664858 Dairy	222273	524664858	083.08.2022	60-000-000-14-1414-000C	683.86
				Inv# 524664859 General Grocery	222273	524664859	083.08.2022	60-000-000-14-1415-000C	75.19
				Inv# 524664859 Dairy	222273	524664859	083.08.2022	60-000-000-14-1414-000C	69.58
				Inv# 524664859 Cleaning Supplies	222273	524664859	083.08.2022	60-612-000-53-5316-000C	25.92
				Inv# 524664859 Meat	222273	524664859	083.08.2022	60-000-000-14-1411-000C	2,242.34
				Inv# 524668593 General Grocery	222273	524668593	083.08.2022	60-000-000-14-1415-000C	716.72

Fund	Description	Vendor No	Vendor Name	Line Item Description	Check No	Invoice Number	Batch Number	GL Account Number	Amount
				Inv# 524668593 Meat	222273	524668593	083.08.2022	60-000-000-14-1411-0000	508.63
				Inv# 524668593 Restaurant Supplies	222273	524668593	083.08.2022	60-612-902-53-5388-0000	491.85
				Inv# 524668593 Dairy	222273	524668593	083.08.2022	60-000-000-14-1414-0000	888.33
				Inv# 524674103 General Grocery	222273	524674103	083.08.2022	60-000-000-14-1415-0000	65.52
				Inv# 524674104 General Grocery	222352	524674104	084.08.2022	60-000-000-14-1415-0000	1,123.16
				Inv# 524674104 Meat	222352	524674104	084.08.2022	60-000-000-14-1411-0000	1,165.18
				Inv# 524674104 Meat	222352	524674104	084.08.2022	60-000-000-14-1411-0000	1,405.27
				Inv# 524674104 Produce	222352	524674104	084.08.2022	60-000-000-14-1413-0000	46.87
				Inv# 524674104 Dairy	222352	524674104	084.08.2022	60-000-000-14-1414-0000	584.00
				Inv# 524674104 Cleaning Supplies	222352	524674104	084.08.2022	60-000-000-53-5316-0000	840.27
				Inv# 524674104 Cleaning Supplies	222352	524674104	084.08.2022	60-612-000-53-5316-0000	221.54
				Inv# 524679761 Meat	222273	524679761	083.08.2022	60-000-000-14-1411-0000	482.54
				Inv# 524679761 Restaurant Supplies	222273	524679761	083.08.2022	60-612-902-53-5388-0000	133.56
				Inv# 524679761 Dairy	222273	524679761	083.08.2022	60-000-000-14-1414-0000	698.01
				Inv# 524679761 General Grocery	222273	524679761	083.08.2022	60-000-000-14-1415-0000	59.30
				Inv# 524679761 Cleaning Supplies	222273	524679761	083.08.2022	60-612-000-53-5316-0000	43.43
				Inv# 524679762 Banquet Supplies	222273	524679762	083.08.2022	60-612-901-53-5390-0000	371.66
				Inv# 524679762 Cleaning Supplies	222273	524679762	083.08.2022	60-612-000-53-5316-0000	240.30
				Inv# 524679762 General Grocery	222273	524679762	083.08.2022	60-000-000-14-1415-0000	2,114.12
				Inv# 524679762 Produce	222273	524679762	083.08.2022	60-000-000-14-1413-0000	46.87
				Inv# 524679762 Meat	222273	524679762	083.08.2022	60-000-000-14-1411-0000	929.79
				Inv# 524679762 Meat	222273	524679762	083.08.2022	60-000-000-14-1411-0000	181.68
				Inv# 524679762 Dairy	222273	524679762	083.08.2022	60-000-000-14-1414-0000	443.45
				Inv# 524683506 General Grocery	222273	524683506	083.08.2022	60-000-000-14-1415-0000	1,697.79
				Inv# 524683506 Meat	222273	524683506	083.08.2022	60-000-000-14-1411-0000	711.58
				Inv# 524683506 Meat	222273	524683506	083.08.2022	60-000-000-14-1411-0000	408.56
				Inv# 524683506 Cleaning Supplies	222273	524683506	083.08.2022	60-612-000-53-5316-0000	452.07
				Inv# 524683506 Non-Alcoholic Beverages	222273	524683506	083.08.2022	60-000-000-14-1416-0000	42.60
				Inv# 524683506 Dairy	222273	524683506	083.08.2022	60-000-000-14-1414-0000	472.08
				Inv# 524683507 Cleaning Supplies	222273	524683507	083.08.2022	60-612-000-53-5316-0000	37.28
				Inv# 524683507 Restaurant Supplies	222273	524683507	083.08.2022	60-612-902-53-5388-0000	1,281.40
				Inv# 524688686 Meat	222273	524688686	083.08.2022	60-000-000-14-1411-0000	172.20
				Inv# 524688686 Meat	222273	524688686	083.08.2022	60-000-000-14-1411-0000	243.87
				Inv# 524688686 Restaurant Supplies	222273	524688686	083.08.2022	60-612-902-53-5388-0000	689.77
				Inv# 524688686 General Grocery	222273	524688686	083.08.2022	60-000-000-14-1415-0000	1,219.36
				Inv# 524688686 Cleaning Supplies	222273	524688686	083.08.2022	60-612-000-53-5316-0000	426.66
				Inv# 524688686 Dairy	222273	524688686	083.08.2022	60-000-000-14-1414-0000	1,087.18
				Inv# 524695000 Restaurant Supplies	222273	524695000	083.08.2022	60-612-902-53-5388-0000	196.24
				Inv# 524695000 General Grocery	222273	524695000	083.08.2022	60-000-000-14-1415-0000	1,229.29
				Inv# 524695000 Dairy	222273	524695000	083.08.2022	60-000-000-14-1414-0000	652.68
				Inv# 524695000 Produce	222273	524695000	083.08.2022	60-000-000-14-1413-0000	23.57
				Inv# 524695000 Meat	222273	524695000	083.08.2022	60-000-000-14-1411-0000	659.56
				Inv# 524695000 Meat	222273	524695000	083.08.2022	60-000-000-14-1411-0000	1,087.81
				Inv# 524701477 General Grocery	222273	524701477	083.08.2022	60-000-000-14-1415-0000	193.73
				Inv# 524701477 Banquet Supplies	222273	524701477	083.08.2022	60-612-901-53-5390-0000	191.14
				Inv# 524701478 Meat	222273	524701478	083.08.2022	60-000-000-14-1411-0000	114.80
				Inv# 524701478 Meat	222273	524701478	083.08.2022	60-000-000-14-1411-0000	801.48
				Inv# 524701478 Cleaning Supplies	222273	524701478	083.08.2022	60-612-000-53-5316-0000	125.10
				Inv# 524701478 Restaurant Supplies	222273	524701478	083.08.2022	60-612-902-53-5388-0000	403.59
				Inv# 524701478 Banquet Supplies	222273	524701478	083.08.2022	60-612-901-53-5390-0000	403.59
				Inv# 524701478 Dairy	222273	524701478	083.08.2022	60-000-000-14-1414-0000	857.58
				Inv# 524701478 General Grocery	222273	524701478	083.08.2022	60-000-000-14-1415-0000	1,365.67
				Inv# 524707042 General Grocery	222273	524707042	083.08.2022	60-000-000-14-1415-0000	1,229.66
				Inv# 524707042 Meat	222273	524707042	083.08.2022	60-000-000-14-1411-0000	893.93
				Inv# 524707042 Meat	222273	524707042	083.08.2022	60-000-000-14-1411-0000	2,000.06
				Inv# 524707042 Dairy	222273	524707042	083.08.2022	60-000-000-14-1414-0000	693.02
				Inv# 524707042 Produce	222273	524707042	083.08.2022	60-000-000-14-1413-0000	46.87
				Inv# 524707043 Cleaning Supplies	222273	524707043	083.08.2022	60-612-000-53-5316-0000	309.97

Fund **Description**
Vendor No **Vendor Name**

Line Item Description	Check No	Invoice Number	Batch Number	GL Account Number	Amount
Inv# 524707043 Meat	222273	524707043	083.08.2022	60-000-000-14-1411-0000	312.19
Inv# 524707043 General Grocery	222273	524707043	083.08.2022	60-000-000-14-1415-0000	1,147.60
Inv# 524707043 Dairy	222273	524707043	083.08.2022	60-000-000-14-1414-0000	205.52
Inv# 524712998 Meat	222427	524712998	085.08.2022	60-000-000-14-1411-0000	521.88
Inv# 524712998 Meat	222427	524712998	085.08.2022	60-000-000-14-1411-0000	910.34
Inv# 524712998 Dairy	222427	524712998	085.08.2022	60-000-000-14-1414-0000	704.46
Inv# 524712998 General Grocery	222427	524712998	085.08.2022	60-000-000-14-1415-0000	1,594.99
Inv# 524712998 Cleaning Supplies	222427	524712998	085.08.2022	60-612-000-53-5316-0000	287.03
Inv# 524712998 Produce	222427	524712998	085.08.2022	60-000-000-14-1413-0000	46.87
Inv# 524712999 General Grocery	222427	524712999	085.08.2022	60-000-000-14-1415-0000	58.48
Inv# 524713000 Banquet Supplies	222427	524713000	085.08.2022	60-612-901-53-5390-0000	617.04
Inv# 524713000 Cleaning Supplies	222427	524713000	085.08.2022	60-612-000-53-5316-0000	37.28
Inv# 524713000 Restaurant Supplies	222427	524713000	085.08.2022	60-612-902-53-5388-0000	617.05
Inv# 524716785 Restaurant Supplies	222427	524716785	085.08.2022	60-612-902-53-5388-0000	177.45
Inv# 524716785 Dairy	222427	524716785	085.08.2022	60-000-000-14-1414-0000	148.70
Inv# 524716786 Dairy	222427	524716786	085.08.2022	60-000-000-14-1414-0000	661.68
Inv# 524716786 Cleaning Supplies	222427	524716786	085.08.2022	60-612-000-53-5316-0000	62.55
Inv# 524716786 General Grocery	222427	524716786	085.08.2022	60-000-000-14-1415-0000	1,567.28
Inv# 524716786 Meat	222427	524716786	085.08.2022	60-000-000-14-1411-0000	545.07
Inv# 524716786 Meat	222427	524716786	085.08.2022	60-000-000-14-1411-0000	929.81
Inv# 524722103 Produce	222427	524722103	085.08.2022	60-000-000-14-1413-0000	46.87
Inv# 524722103 General Grocery	222427	524722103	085.08.2022	60-000-000-14-1415-0000	1,392.37
Inv# 524722103 Cleaning Supplies	222427	524722103	085.08.2022	60-612-000-53-5316-0000	157.80
Inv# 524722103 Banquet Supplies	222427	524722103	085.08.2022	60-612-901-53-5390-0000	357.15
Inv# 524722103 Dairy	222427	524722103	085.08.2022	60-000-000-14-1414-0000	856.00
Inv# 524722103 Meat	222427	524722103	085.08.2022	60-000-000-14-1411-0000	1,290.92
Inv# 524722103 Meat	222427	524722103	085.08.2022	60-000-000-14-1411-0000	472.24
Inv# 524722104 Non-Alcoholic Beverages	222427	524722104	085.08.2022	60-000-000-14-1416-0000	200.00
Inv# 524729267 Meat	222427	524729267	085.08.2022	60-000-000-14-1411-0000	302.05
Inv# 524729267 Dairy	222427	524729267	085.08.2022	60-000-000-14-1414-0000	848.72
Inv# 524729267 Meat	222427	524729267	085.08.2022	60-000-000-14-1411-0000	568.42
Inv# 524729267 General Grocery	222427	524729267	085.08.2022	60-000-000-14-1415-0000	1,225.91
Inv# 524729267 Non-Alcoholic Beverages	222427	524729267	085.08.2022	60-000-000-14-1416-0000	42.60
Inv# 524729267 Produce	222427	524729267	085.08.2022	60-000-000-14-1413-0000	24.46
Inv# 524729267 Restaurant Supplies	222427	524729267	085.08.2022	60-612-902-53-5388-0000	543.35
Inv# 524729267 Cleaning Supplies	222427	524729267	085.08.2022	60-612-000-53-5316-0000	250.20
Inv# 524732927 Restaurant Supplies	222427	524732927	085.08.2022	60-612-902-53-5388-0000	876.15
Inv# 524732927 General Grocery	222427	524732927	085.08.2022	60-000-000-14-1415-0000	1,438.71
Inv# 524732927 Dairy	222427	524732927	085.08.2022	60-000-000-14-1414-0000	395.98
Inv# 524732927 Meat	222427	524732927	085.08.2022	60-000-000-14-1411-0000	373.94
Inv# 524732927 Meat	222427	524732927	085.08.2022	60-000-000-14-1411-0000	1,661.25
Inv# 524732928 Dairy	222427	524732928	085.08.2022	60-000-000-14-1414-0000	36.90
Inv# 524732928 General Grocery	222427	524732928	085.08.2022	60-000-000-14-1415-0000	111.29
Inv# 524738833 General Grocery	222427	524738833	085.08.2022	60-000-000-14-1415-0000	1,006.88
Inv# 524738833 Dairy	222427	524738833	085.08.2022	60-000-000-14-1414-0000	317.36
Inv# 524738833 Cleaning Supplies	222427	524738833	085.08.2022	60-612-000-53-5316-0000	125.10
Inv# 524738833 Restaurant Supplies	222427	524738833	085.08.2022	60-612-902-53-5388-0000	409.39
Inv# 524738833 Meat	222427	524738833	085.08.2022	60-000-000-14-1411-0000	570.49
Inv# 524738833 Meat	222427	524738833	085.08.2022	60-000-000-14-1411-0000	229.60
Vendor Total:					70,556.35
02419 March Equipment					
Inv# 47636 Ice Machine	222247	47636	083.08.2022	60-612-902-53-5388-0000	2,650.00
Vendor Total:					2,650.00
02978 Petritis Group Inc.					
Inv# P-2022-3 Restaurant Consultant	222414	P-2022-3	085.08.2022	60-612-000-52-5210-0000	297.66

Fund	Description	Vendor No	Vendor Name	Line Item Description	Check No	Invoice Number	Batch Number	GL Account Number	Amount
Vendor Total:									297.66
03113	Airgas National Carbonation								
	Bulk CO2 Inv# 9128428002	222176	9128428002	083.08.2022	60-612-000-52-5220-000C				197.63
	Bulk CO2 Inv# 9128966451	222297	9128966451	084.08.2022	60-612-000-52-5220-000C				171.57
Vendor Total:									369.20
03574	The Knot Worldwide Inc								
	AGC Chicago Suburbs Region	222354	INVUSD591753688	084.08.2022	60-612-415-54-5426-000C				3,608.55
	AGC Premium Banner Program Chicago Suburb	222354	INVUSD591789047	084.08.2022	60-612-415-54-5426-000C				710.00
Vendor Total:									4,318.55
03754	Comcast Cable								
	AGC Clubhouse 081422-091322	222201	87712049102197_05	083.08.2022	60-000-000-52-5262-000C				258.85
Vendor Total:									258.85
03808	Classic Staffing Services Inc								
	Inv# 10-22006525 F&B Temp Staff	222376	10-22006525	085.08.2022	60-612-000-52-5210-000C				261.80
Vendor Total:									261.80
04045	Louis Glunz Beer Inc.								
	Inv# 544816 Beer	222403	544816	085.08.2022	60-000-000-14-1412-000C				226.45
	Inv# 544816 Beer	222403	544816	085.08.2022	60-000-000-14-1412-000C				166.45
Vendor Total:									392.90
04109	Power Up Batteries LLC.								
	Inv# P53567527	222260	P53567527	083.08.2022	60-601-000-53-5315-000C				114.90
Vendor Total:									114.90
04111	Abbott Tree Care Professionals LLC.								
	Removal and Stump Grinding	222099	31294	082.08.2022	60-601-000-54-5419-000C				3,000.00
Vendor Total:									3,000.00
04267	Martin Whalen Group Inc								
	AGC Clubhouse 072822-082722	222138	70548_0822	082.08.2022	60-611-000-52-5211-0000				19.07
	AGC Clubhouse 072822-082722	222138	70549_0822	082.08.2022	60-000-000-52-5211-0000				4.06
	Arrowhead- Maintenance 072822-082722	222138	70559_0822	082.08.2022	60-000-000-52-5211-0000				15.60
	AGC Clubhouse 072822-082722	222138	70561_0822	082.08.2022	60-612-000-52-5211-0000				12.60
	AGC Clubhouse 072822-082722	222138	70563_0822	082.08.2022	60-601-000-52-5211-0000				4.54
	AGC 072822-082722	222138	MW82279_0822	082.08.2022	60-000-000-52-5211-0000				628.52
Vendor Total:									684.39
04296	Culligan DuPage Soft Water Service Inc								
	Arrowhead Softner Rental August 2022	222114	261858_0822RS	082.08.2022	60-612-000-52-5210-000C				102.00
	Arrowhead Salt Delivery July 2022	222114	261958_0722S	082.08.2022	60-612-000-52-5210-000C				87.00
	Arrowhead Drinking Water July 2022	222114	261958_0722W	082.08.2022	60-000-000-52-5210-000C				68.75
	Arrowhead Annual Cooler Rental August 2022	222114	261958_0822R	082.08.2022	60-000-000-52-5210-000C				18.00
Vendor Total:									275.75
04508	Get Fresh Produce Inc.								
	Inv# 04109946 Produce	222223	04109946	083.08.2022	60-000-000-14-1413-000C				714.35
	Inv# 04109946 Dairy	222223	04109946	083.08.2022	60-000-000-14-1414-000C				46.96
	Inv# 04111055 Produce	222223	04111055	083.08.2022	60-000-000-14-1413-000C				489.60
	Inv# 04112742 Produce	222223	04112742	083.08.2022	60-000-000-14-1413-000C				735.00
	Inv# 04113594 Produce	222223	04113594	083.08.2022	60-000-000-14-1413-000C				532.30
	Inv# 04114836 Produce	222223	04114836	083.08.2022	60-000-000-14-1413-000C				750.75

Fund **Description**
Vendor No **Vendor Name**

Line Item Description	Check No	Invoice Number	Batch Number	GL Account Number	Amount
Inv# 04116926 Produce	222223	04116926	083.08.2022	60-000-000-14-1413-000C	533.50
Inv# 04118473 Produce	222223	04118473	083.08.2022	60-000-000-14-1413-000C	734.45
Inv# 04120572 Produce	222223	04120572	083.08.2022	60-000-000-14-1413-000C	554.45
Inv# 04121678 Produce	222223	04121678	083.08.2022	60-000-000-14-1413-000C	769.50
Inv# 04123756 Produce	222223	04123756	083.08.2022	60-000-000-14-1413-000C	770.95
Inv# 04127302 Produce	222223	04127302	083.08.2022	60-000-000-14-1413-000C	962.30
Inv# 04128415 Produce	222389	04128415	085.08.2022	60-000-000-14-1413-000C	585.70
Inv# 04130726 Produce	222389	04130726	085.08.2022	60-000-000-14-1413-000C	1,410.45
Inv# 04131053 Produce	222389	04131053	085.08.2022	60-000-000-14-1413-000C	75.00
Inv# 04132731 Produce	222389	04132731	085.08.2022	60-000-000-14-1413-000C	1,212.25
Inv# 04136267 Produce	222389	04136267	085.08.2022	60-000-000-14-1413-000C	637.00
Inv# 04137020 Produce	222389	04137020	085.08.2022	60-000-000-14-1413-000C	634.55
Inv# 04140054 Produce	222389	04140054	085.08.2022	60-000-000-14-1413-000C	718.70
Vendor Total:					12,867.76
04591 Illini Power Products Company					
Block Heater	222233	PSO006006-1	083.08.2022	60-000-000-54-5441-000C	166.55
Vendor Total:					166.55
04836 V3 Companies of Illinois LTD					
AGC Shoreline Stabilization	222432	Application#2	085.08.2022	60-611-000-57-5701-0000	10,245.64
Vendor Total:					10,245.64
04888 Feece Oil Company					
900 Gallons of Regular Gasoline	222120	3899408	082.08.2022	60-601-000-53-5348-000C	3,361.44
440 Gallons of Diesel Fuel	222120	3899506	082.08.2022	60-601-000-53-5348-000C	1,729.26
650 Gallons of Regular Gasoline	222120	3902274	082.08.2022	60-601-000-53-5348-000C	2,300.30
200 Gallons of Diesel Fuel	222120	3903705	082.08.2022	60-601-000-53-5348-000C	736.63
Vendor Total:					8,127.63
05284 Wight & Company					
AGC Parking Lot Asphalt	222439	220115-001	085.08.2022	60-611-000-57-5701-0000	2,000.00
Vendor Total:					2,000.00
05328 Pendleton Turf Supply Inc					
Bifenthrin	222147	4719	082.08.2022	60-601-000-53-5335-000C	180.00
Vendor Total:					180.00
05540 Performance Chemical & Supply					
Glass Cleaner	222342	279750	084.08.2022	60-000-000-53-5316-000C	228.10
Vendor Total:					228.10
05765 Luetkehans, Phillip					
Services through 08/03/22	222244	62	083.08.2022	60-000-000-52-5207-000C	669.50
Vendor Total:					669.50
05810 US Bank Equipment Finance					
AGC Clubhouse July 2022	222357	82279_0722	084.08.2022	60-000-000-52-5211-0000	568.04
AGC Clubhouse August 2022	222357	82279_0822	084.08.2022	60-000-000-52-5211-0000	568.04
Vendor Total:					1,136.08
05816 Breakthru Beverage Illinois, LLC					
Inv# 344930041 Liquor	222105	344930041	082.08.2022	60-000-000-14-1412-000C	1,431.60
Inv# 345014235 Liquor	222105	345014235	082.08.2022	60-000-000-14-1412-000C	784.44
Inv# 345112560 Liquor	222187	345112560	083.08.2022	60-000-000-14-1412-000C	1,150.08
Inv# 345196781 Liquor	222187	345196781	083.08.2022	60-000-000-14-1412-000C	2,376.68

Fund **Description**
Vendor No **Vendor Name**

Line Item Description	Check No	Invoice Number	Batch Number	GL Account Number	Amount
Inv# 345283045 Liquor	222371	345283045	085.08.2022	60-000-000-14-1412-0000	802.90
Inv# 345371569 Liquor	222371	345371569	085.08.2022	60-000-000-14-1412-0000	5,596.30
Vendor Total:					12,142.00
05943 COEO SOLUTIONS LLC					
AGC August 2022	222110	11000057_0822	082.08.2022	60-000-000-52-5262-0000	787.83
Vendor Total:					787.83
06027 DeEtta's Bakery Inc					
Inv# 3751 Wedding Cake	222210	3751	083.08.2022	60-612-901-52-5292-0000	445.00
Inv# 3775 Event Bakery Items	222210	3775	083.08.2022	60-612-901-52-5292-0000	76.00
Inv# 3779 Wedding Cake	222210	3779	083.08.2022	60-612-901-52-5292-0000	398.00
Inv# 3794 Wedding Cake	222382	3794	085.08.2022	60-612-901-52-5292-0000	250.00
Inv# 3795 Wedding Cake	222382	3795	085.08.2022	60-612-901-52-5292-0000	415.00
Inv# 3811 Wedding Cake	222382	3811	085.08.2022	60-612-901-52-5292-0000	425.00
Vendor Total:					2,009.00
06228 Voyant Communications					
Restaurant July 2022	222167	030832_0722	082.08.2022	60-612-902-52-5262-0000	206.66
Golf July 2022	222167	030832_0722	082.08.2022	60-611-000-52-5262-0000	193.74
Marketing July 2022	222167	030832_0722	082.08.2022	60-000-415-52-5262-0000	93.64
Golf Maintenance July 2022	222167	030832_0722	082.08.2022	60-601-000-52-5262-0000	61.35
Golf Admin July 2022	222167	030832_0722	082.08.2022	60-000-000-52-5262-0000	20.99
Banquet July 2022	222167	030832_0722	082.08.2022	60-612-901-52-5262-0000	216.34
Ski July 2022	222167	030832_0722	082.08.2022	60-613-000-52-5262-0000	19.37
Golf August 2022	222167	030832_0822	082.08.2022	60-611-000-52-5262-0000	193.91
Restaurant August 2022	222167	030832_0822	082.08.2022	60-612-902-52-5262-0000	206.83
Marketing August 2022	222167	030832_0822	082.08.2022	60-000-415-52-5262-0000	93.72
Golf Maintenance August 2022	222167	030832_0822	082.08.2022	60-601-000-52-5262-0000	61.41
Ski August 2022	222167	030832_0822	082.08.2022	60-613-000-52-5262-0000	19.39
Banquet August 2022	222167	030832_0822	082.08.2022	60-612-901-52-5262-0000	216.53
Golf Admin August 2022	222167	030832_0822	082.08.2022	60-000-000-52-5262-0000	21.01
Vendor Total:					1,624.89
06250 LRS Holdings LLC					
AGC Clubhouse September 2022	222405	47783.1 AGC_0922	085.08.2022	60-000-000-52-5263-0000	202.91
Vendor Total:					202.91
06308 Westlake Hardware Inc					
Bulk Fasteners/Batteries	222436	12609013	085.08.2022	60-000-000-53-5313-0000	19.38
Inv# 12609017	222436	12609017	085.08.2022	60-000-000-53-5313-0000	37.77
Inv# 12609018	222436	12609018	085.08.2022	60-000-000-53-5313-0000	16.19
Irrigation Nozzles	222436	12609044	085.08.2022	60-601-000-53-5343-0000	26.81
Parts for Ice Machine	222436	12609045	085.08.2022	60-000-000-53-5311-0000	192.74
Equipment Repairs	222436	12609065	085.08.2022	60-000-000-54-5441-0000	77.35
Mahogany Finish for Arrowhead Door	222436	12609075	085.08.2022	60-000-000-53-5347-0000	40.47
Hose and Nozzle	222436	12609076	085.08.2022	60-611-000-53-5301-0000	62.07
Level & Mason String for Tee Construction	222436	12609096	085.08.2022	60-601-000-53-5342-0000	89.97
Vendor Total:					562.75
06353 Prazak, Kimberly					
Mileage Reimbursement for 062322-072922	222261	072922	083.08.2022	60-000-000-54-5422-0000	59.13
Vendor Total:					59.13
06434 Concentric Ventures Incorporated					
Inv# 10280 July Liquor Consultant	222204	10280	083.08.2022	60-612-000-52-5210-0000	1,875.00

Fund	Description	Vendor No	Vendor Name	Line Item Description	Check No	Invoice Number	Batch Number	GL Account Number	Amount
Vendor Total:									1,875.00
06542	Peerless Network Inc								
AGC 081522-091422		222258	97900018657_0922	083.08.2022		60-000-000-52-5262-0000			107.84
Vendor Total:									107.84
06553	Outdoor Custom Sportswear LLC								
Crew Jackets		222144	307207	082.08.2022		60-601-000-53-5330-0000			617.80
Vendor Total:									617.80
06626	Cozzini Bros, Inc.								
Inv# C11469539 Cutlery Service		222208	C11469539	083.08.2022		60-612-000-52-5210-0000			36.00
Vendor Total:									36.00
06640	Yamaha Motor Finance Corporation U.S.A.								
GPS Lease Agreement September 2022		222286	783667	083.08.2022		60-611-000-52-5211-0000			3,080.00
Vendor Total:									3,080.00
06670	Brinks Incorporated								
08/2022 Armored Services for AGC		222302	12015198	084.08.2022		60-000-000-52-5214-0000			129.11
Vendor Total:									129.11
06674	Lingo Communications LLC								
AGC Golf 080422-090322		222243	960579_0922	083.08.2022		60-611-000-52-5262-0000			186.47
AGC Banquets 080422-090322		222243	960579_0922	083.08.2022		60-612-901-52-5262-0000			186.47
AGC Restaurant 080422-090322		222243	960579_0922	083.08.2022		60-612-902-52-5262-0000			192.13
Vendor Total:									565.07
06687	Van-Lang Enterprises								
Inv# 16810 General Grocery		222433	106810	085.08.2022		60-000-000-14-1415-0000			1,010.00
Vendor Total:									1,010.00
06696	Pro Staffing Inc.								
Inv# 7733 F&B Temp Staff		222417	7733	085.08.2022		60-612-000-52-5210-0000			594.88
Vendor Total:									594.88
06766	M&M Event Planners Inc.								
Inv# 3752 Banquet Premium Service		222406	3752	085.08.2022		60-612-901-52-5292-0000			175.50
Inv# 3821 Event Linen		222245	3821	083.08.2022		60-612-901-52-5292-0000			58.75
Vendor Total:									234.25
06804	Total Fire & Safety								
Test for Fire Pump		222277	C497567	083.08.2022		60-000-000-52-5211-0000			676.00
Vendor Total:									676.00
06805	A Posh Production								
Inv# 212794 Event Lighting		222175	212794	083.08.2022		60-612-901-52-5292-0000			1,840.00
Inv# 212828 Event Lighting 08/03/22		222367	212828	085.08.2022		60-612-901-52-5292-0000			1,440.00
Inv# 212860 Event Lighting 08/17/22		222367	212860	085.08.2022		60-612-901-52-5292-0000			1,440.00
Inv# 212910 Event Lighting		222175	212910	083.08.2022		60-612-901-52-5292-0000			1,440.00
Inv# 212928 Event Lighting		222175	212928	083.08.2022		60-612-901-52-5292-0000			1,840.00
Inv# 212929 Event Lighting		222175	212929	083.08.2022		60-612-901-52-5292-0000			1,440.00
Inv# 212930 Event Lighting		222175	212930	083.08.2022		60-612-901-52-5292-0000			2,536.00
Inv# 212933 Event Lighting		222175	212933	083.08.2022		60-612-901-52-5292-0000			1,440.00
Vendor Total:									13,416.00

Fund	Description	Vendor No	Vendor Name	Line Item Description	Check No	Invoice Number	Batch Number	GL Account Number	Amount
06895	Protect My Ministry, LLC			MVR Background Check	222151	975896	082.08.2022	60-418-000-52-5208-000C	25.00
Vendor Total:									25.00
06900	Two Brothers Coffee Roasters			Inv# 24277 Non-Alcoholic Beverages	222278	24277	083.08.2022	60-000-000-14-1416-000C	306.10
				Inv# 24418 Non-Alcoholic Beverages	222431	24418	085.08.2022	60-000-000-14-1416-000C	359.10
Vendor Total:									665.20
06940	Advocate Health and Hospitals Corporation			Back Evaluations	222296	823440	084.08.2022	60-418-902-52-5208-000C	75.00
				Back Evaluations	222296	830713	084.08.2022	60-418-902-52-5208-000C	315.00
Vendor Total:									390.00
06960	Campagna-Turano Bakery Inc.			Inv# 118002411 General Grocery	222190	118002411	083.08.2022	60-000-000-14-1415-000C	383.67
				Inv# 118002475 General Grocery	222190	118002475	083.08.2022	60-000-000-14-1415-000C	221.04
				Inv# 118002553 General Grocery	222190	118002553	083.08.2022	60-000-000-14-1415-000C	477.26
				Inv# 118002672 General Grocery	222190	118002672	083.08.2022	60-000-000-14-1415-000C	231.50
				Inv# 118002744 General Grocery	222190	118002744	083.08.2022	60-000-000-14-1415-000C	539.51
				Inv# 118002778 General Grocery	222373	118002778	085.08.2022	60-000-000-14-1415-000C	290.00
				Inv# 118002821 General Grocery	222373	118002821	085.08.2022	60-000-000-14-1415-000C	171.81
				Inv# 118002872 General Grocery	222373	118002872	085.08.2022	60-000-000-14-1415-000C	135.86
				Inv# 118003010 General Grocery	222373	118003010	085.08.2022	60-000-000-14-1415-000C	168.80
				Inv# 118003075 General Grocery	222373	118003075	085.08.2022	60-000-000-14-1415-000C	150.80
				Inv# 118003110 General Grocery	222373	118003110	085.08.2022	60-000-000-14-1415-000C	270.14
				Inv# 118003146 General Grocery	222373	118003146	085.08.2022	60-000-000-14-1415-000C	535.75
				Inv# 118003207 General Grocery	222373	118003207	085.08.2022	60-000-000-14-1415-000C	446.08
				Inv# 118003274 General Grocery	222373	118003274	085.08.2022	60-000-000-14-1415-000C	90.40
				Inv# 118003340 General Grocery	222373	118003340	085.08.2022	60-000-000-14-1415-000C	479.52
				Inv# 9040001452 General Grocery	222190	9040001452	083.08.2022	60-000-000-14-1415-000C	421.34
Vendor Total:									5,013.48
06999	Reliable Fire Equipment Co.			Inv# 67240	222264	67240	083.08.2022	60-000-000-54-5441-000C	1,232.00
Vendor Total:									1,232.00
07063	Arends Hogan Walker LLC			Angled Powerake	222182	108885482A	083.08.2022	60-601-000-57-5706-000C	10,331.00
Vendor Total:									10,331.00
07083	BoardTronics			Irrigation Supplies	222103	8950751	082.08.2022	60-601-000-53-5343-000C	419.50
Vendor Total:									419.50
07084	O'Toole III, Thomas			Inv# 83763 Late Night Snack	222143	070922	082.08.2022	60-612-901-52-5292-000C	571.41
Vendor Total:									571.41
07088	Pecharich, Linda			Reimbursement for NRPA Conference Airfare	222146	080322-2	082.08.2022	60-000-000-54-5401-000C	222.53
Vendor Total:									222.53
Fund Total:									310,033.46
70	Information Technology								

Fund **Description**
Vendor No **Vendor Name**

Line Item Description	Check No	Invoice Number	Batch Number	GL Account Number	Amount
01006 Vermont Systems Inc					
Migration Training 08/09/22-08/10/22	222359	VS005194	084.08.2022	70-000-000-52-5240-0000	250.00
				Vendor Total:	250.00
05743 Advanced Intelligence Engineering					
Graphic Files Storage Equipment for Marketing	222100	12562	082.08.2022	70-000-000-53-5305-0000	1,102.82
Monitor Cable	222100	12562	082.08.2022	70-000-000-53-5305-0000	18.89
Receipt Printers for CC Front Desk	222100	12562	082.08.2022	70-000-000-53-5305-0000	506.08
Starter Shed POS Computer	222100	12562	082.08.2022	70-000-000-53-5305-0000	1,164.33
Receipt Printer for PPF	222100	12562	082.08.2022	70-000-000-53-5305-0000	251.87
Clocktower Receipt Printer	222100	12562	082.08.2022	70-000-000-53-5305-0000	241.50
5 APC UPS Battery Backup and Surge Protector	222100	12562	082.08.2022	70-000-000-53-5305-0000	406.55
Replacement Meraki Switch for Cosley Zoo	222100	12563	082.08.2022	70-000-000-53-5305-0000	1,648.86
3 Year License for Cosley Zoo	222100	12563	082.08.2022	70-000-000-52-5240-0000	188.09
Monthly Support August 2022	222100	12597	082.08.2022	70-000-000-52-5240-0000	20,448.40
				Vendor Total:	25,977.39
06228 Voyant Communications					
IS&T July 2022	222167	030832_0722	082.08.2022	70-000-000-52-5262-0000	19.37
IS&T August 2022	222167	030832_0822	082.08.2022	70-000-000-52-5262-0000	19.39
				Vendor Total:	38.76
				Fund Total:	26,266.15
75 Health Insurance					
06726 Dearborn Life Insurance Company					
Foundation% Insurance Premium September 2022	222381	090122	085.08.2022	75-000-000-12-1221-0000	6.12
WDSRA% Insurance Premium September 2022	222381	090122	085.08.2022	75-000-000-12-1222-0000	12.62
Cobra Insurance Premium September 2022	222381	090122	085.08.2022	75-000-000-12-1223-0000	12.65
Retiree Insurance Premium September 2022	222381	090122	085.08.2022	75-000-000-21-2137-0000	25.99
GTL Insurance Premium September 2022	222381	090122	085.08.2022	75-000-000-52-5230-0000	2,091.35
Vision Insurance Premium September 2022	222381	090122	085.08.2022	75-000-000-52-5231-0000	1,208.77
				Vendor Total:	3,357.50
				Fund Total:	3,357.50
				Report Total:	814,971.27

Accounts Payable

Checks Approval Document

User: rtucker
Printed: 9/7/2022 - 3:29 PM



Wheaton Park District

Board of Commissioners Report From the Period Beginning August 10, 2022 and Ending September 06, 2022.


Fund	Description	Amount
10	General	129,855.92
20	Recreation	63,635.07
22	Cosley Zoo	7,590.61
26	IMRF	69,240.99
40	Capital Projects	4,121.54
60	Golf Fund	56,454.07
70	Information Technology	6,897.84
75	Health Insurance	122,565.24


Report Total:

460,361.28

To the Board of Commissioners

The payment of the above listed accounts has been accepted by the Park District Board of Commissioners at their meeting held on September 14, 2022.


(Treasurer)


(Secretary)

Accounts Payable

Checks Approval List

User: rtucker
Printed: 9/7/2022 - 3:39 PM



Wheaton Park District

Board of Commissioners Report From the Period Beginning August 10, 2022 and Ending September 06, 2022

Fund	Description					
Vendor No	Vendor Name					
Line Item	Description	Check No	Invoice Number	Batch Number	GL Account Number	Amount
10	General					
00269	Euclid Beverage					
Inv# W-2941727	SES	166967	W-2941727	162.08.2022	10-000-416-53-5346-1906	2,092.00
SES 2022		166980	W-2950155	164.08.2022	10-000-416-53-5346-1906	512.00
Vendor Total:						2,604.00
00465	I.M.R.F.					
07/22 IMRF		0	073122	141.08.2022	10-000-000-21-2123-0000	11,900.62
07/22 IMRF		0	073122	141.08.2022	10-000-000-21-2124-0000	47,353.27
Vendor Total:						59,253.89
00766	Pre-Paid Legal Service Inc					
08/22 Pre-Paid Legal		0	083122	141.08.2022	10-000-000-21-2127-0000	380.89
Vendor Total:						380.89
01091	Aflac					
August 2022 Aflac		0	714226	141.08.2022	10-000-000-21-2132-0000	273.88
August 2022 Aflac		0	714226	141.08.2022	10-000-000-21-2131-0000	288.82
Vendor Total:						562.70
02412	Milton Township					
CERT Donation - Brew and Seltzer Fest 2022		166972	081222A	162.08.2022	10-000-416-52-5241-1903	250.00
CERT Donation - CDH Memorial Park Rental 2022		166972	081222B	162.08.2022	10-000-416-52-5241-1900	250.00
CERT Donation - SES 2022		166972	081222C	162.08.2022	10-000-416-52-5241-1906	250.00
CERT Donation - Summer Entertainment Series		166977	081922	163.08.2022	10-000-416-52-5241-1906	500.00
Vendor Total:						1,250.00
03751	Dupage County Collector					
Prairie Property Tax Bill 05-08-407-011		0	DCITAX003944406	141.08.2022	10-000-856-52-5210-0000	536.13
Vendor Total:						536.13
03829	Texas Life Insurance Company					
Texas Life Insurance August 2022		0	SB08FS202208014	141.08.2022	10-000-000-21-2130-0000	186.04
Vendor Total:						186.04
04121	UMB Bank N.A.					
WSJ Subscription July		0	0082_2207030000	171.08.2022	10-419-000-54-5425-0000	38.99
Sign Shop		0	0118_2206300000	171.08.2022	10-101-000-53-5314-0000	23.75
Tools for Lincoln Marsh		0	0118_2207070000	171.08.2022	10-101-000-53-5314-0000	139.32
Carpentry Supplies for Projects		0	0118_2207080000	171.08.2022	10-101-000-53-5314-0000	44.94
Sign Shop		0	0118_2207280000	171.08.2022	10-101-000-53-5314-0000	177.89
Google Drive Monthly Fee		0	0173_2207010000	171.08.2022	10-000-415-54-5425-0000	9.99
Washers for Drinking Fountain		0	0182_2207030000	171.08.2022	10-101-000-53-5311-0000	6.49
Cable for Garbage Can Lids		0	0182_2207030000	171.08.2022	10-101-000-53-5334-0000	17.69
Graffiti Remover		0	0182_2207150000	171.08.2022	10-101-000-53-5316-0000	215.79
Graffiti Remover		0	0182_2207180000	171.08.2022	10-101-000-53-5316-0000	58.24
Rust Remover		0	0182_2207190000	171.08.2022	10-101-000-53-5316-0000	60.00

Fund	Description	Vendor No	Vendor Name	Line Item Description	Check No	Invoice Number	Batch Number	GL Account Number	Amount
				Toilet Bowl Cleaner	0	0182_2207200000	171.08.2022	10-101-000-53-5316-000C	41.58
				Brute Dome Tops for Containers 2655	0	0182_2207260000	171.08.2022	10-101-000-53-5316-000C	716.00
				Gojo Soap	0	0182_2207270000	171.08.2022	10-101-000-53-5313-1904	190.12
				Lock Lube	0	0182_2207300000	171.08.2022	10-101-000-53-5334-000C	89.70
				IPRA Training	0	0215_2207140000	171.08.2022	10-101-000-54-5432-000C	30.00
				Breakroom Supplies	0	0314_2207230000	171.08.2022	10-101-000-53-5302-000C	128.09
				Toilet Bowl Cleaner	0	0314_2207230000	171.08.2022	10-101-000-53-5316-000C	149.07
				Paper Plates	0	0314_2207240000	171.08.2022	10-101-000-53-5302-000C	21.79
				Keys for Safe	0	0314_2207270000	171.08.2022	10-101-856-53-5314-000C	17.74
				Parade/4th of July Staff Post Lunch	0	0455_2207050000	171.08.2022	10-000-000-54-5434-000C	18.81
				Ex Director and Director of Special Facility Mee	0	0455_2207270000	171.08.2022	10-000-000-54-5434-000C	12.81
				NRPA Conference Airfare	0	0463_2206300000	171.08.2022	10-000-000-54-5432-000C	82.99
				NRPA Conference Airfare	0	0463_2206300000	171.08.2022	10-000-000-54-5432-000C	181.98
				NRPA Conference Airfare	0	0463_2206300000	171.08.2022	10-000-000-54-5432-000C	95.32
				Funeral Flowers	0	0463_2207050000	171.08.2022	10-000-000-54-5438-000C	25.00
				IGFOA Conference Registration	0	0686_2207110000	171.08.2022	10-419-000-54-5432-000C	350.00
				IGFOA Webinar Training	0	0686_2207140000	171.08.2022	10-419-000-54-5432-000C	20.00
				PSC 44674	0	0827_2206300000	171.08.2022	10-101-000-53-5315-000C	48.00
				PSC 44937	0	0827_2207050000	171.08.2022	10-101-000-53-5315-000C	121.99
				Machinery Supplies	0	0827_2207100000	171.08.2022	10-101-000-53-5315-000C	23.98
				Car Fan	0	0827_2207100000	171.08.2022	10-101-000-53-5315-000C	29.48
				PSC 45112	0	0827_2207150000	171.08.2022	10-101-000-53-5315-000C	47.01
				Eye Wash Station	0	0827_2207190000	171.08.2022	10-101-000-53-5303-000C	157.95
				Machinery Supplies	0	0827_2207200000	171.08.2022	10-101-000-53-5315-000C	19.98
				PSC 45482 #1119	0	0827_2207290000	171.08.2022	10-101-000-53-5315-000C	36.98
				IGFOA Records Seminar	0	0835_2207140000	171.08.2022	10-419-000-54-5432-000C	35.00
				Chalk	0	0843_2207010000	171.08.2022	10-000-416-53-5346-1902	8.40
				Shipping for the Return of Walkies	0	0843_2207060000	171.08.2022	10-000-416-53-5346-1902	29.77
				Eb The Chicago Philha Testing Tticket	0	0843_2207110000	171.08.2022	10-000-416-53-5346-190C	10.00
				Credit Eb The Chicago Philha Ticket	0	0843_2207120000	171.08.2022	10-000-416-53-5346-190C	-10.00
				Wagon	0	0843_2207140000	171.08.2022	10-000-416-53-5346-1903	39.33
				Wagon	0	0843_2207140000	171.08.2022	10-000-416-53-5346-190C	39.33
				Hard Drive for Marketing Department	0	0843_2207140000	171.08.2022	10-000-415-53-5302-000C	49.99
				Brew Fest Ad for Facebook	0	0843_2207160000	171.08.2022	10-000-416-52-5241-1903	5.00
				Brew Fest Ad for Facebook	0	0843_2207220000	171.08.2022	10-000-416-52-5241-1903	15.00
				Brewfest Ad for Facebook	0	0843_2207240000	171.08.2022	10-000-416-52-5241-1903	15.00
				Brew Fest Ad for Facebook	0	0843_2207260000	171.08.2022	10-000-416-52-5241-1903	15.00
				Food for Summer Concerts	0	0843_2207300000	171.08.2022	10-000-416-53-5346-190C	358.88
				Brew Fest Ad for Facebook	0	0843_2207310000	171.08.2022	10-000-416-52-5241-1903	25.00
				Custodial Supplies	0	0850_2207070000	171.08.2022	10-101-856-53-5316-000C	183.69
				Antibacterial Soap Refills	0	0850_2207140000	171.08.2022	10-101-856-53-5316-000C	190.06
				Supplies for Summer Concerts	0	0876_2207070000	171.08.2022	10-000-416-53-5346-190C	188.95
				Food for Summer Concerts	0	0876_2207130000	171.08.2022	10-000-416-53-5346-190C	98.94
				Supplies for Summer Concerts	0	0876_2207140000	171.08.2022	10-000-416-53-5346-190C	6.25
				Food for Summer Concerts	0	0876_2207160000	171.08.2022	10-000-416-53-5346-190C	77.98
				Supplies for Brew Fest	0	0876_2207240000	171.08.2022	10-000-416-53-5346-1903	217.25
				Vernon Computer Source for Summer Concerts	0	0876_2207250000	171.08.2022	10-000-416-53-5346-190C	300.00
				Food for Summer Concerts	0	0876_2207290000	171.08.2022	10-000-416-53-5346-190C	116.95
				Train Activity Kits	0	0884_2207200000	171.08.2022	10-430-000-53-5302-000C	170.91
				Toohey Repairs	0	9193_2207080000	171.08.2022	10-101-000-53-5314-000C	277.18
				Paint and Supplies	0	9193_2207080000	171.08.2022	10-101-000-53-5347-000C	150.61
				Battery	0	9193_2207110000	171.08.2022	10-101-000-53-5345-000C	229.00
				Paint	0	9193_2207110000	171.08.2022	10-101-000-53-5347-000C	141.41
				Briar Patch Park	0	9193_2207110000	171.08.2022	10-101-000-53-5312-000C	36.08
				Hardware	0	9193_2207120000	171.08.2022	10-101-000-53-5334-000C	31.74
				Boy Scout Island	0	9193_2207140000	171.08.2022	10-101-000-53-5312-000C	168.27
				Boy Scout Cabin	0	9193_2207260000	171.08.2022	10-101-000-53-5334-000C	8.24
				LM Smoke Detector Batteries	0	9193_2207270000	171.08.2022	10-101-000-53-5333-000C	139.48

Fund Description
Vendor No Vendor Name

Line Item Description	Check No	Invoice Number	Batch Number	GL Account Number	Amount
Safety City Paint	0	9292_2207080000	171.08.2022	10-101-000-53-5347-000C	76.75
Video Parts	0	9292_2207190000	171.08.2022	10-101-000-53-5312-000C	148.96
Video Parts	0	9292_2207200000	171.08.2022	10-101-000-53-5312-000C	34.01
Boy Scout Cabin Hardware	0	9292_2207290000	171.08.2022	10-101-000-53-5334-000C	107.78
Fraud Charge	0	9326_2207140000	171.08.2022	10-000-000-12-1230-000C	61.80
Fraud Charge	0	9326_2207140000	171.08.2022	10-000-000-12-1230-000C	305.91
Fraud Charge	0	9326_2207140000	171.08.2022	10-000-000-12-1230-000C	236.90
NRPA Conference Airfare	0	9342_2206300000	171.08.2022	10-000-415-54-5432-000C	545.96
Pizza for Staff and Volunteers	0	9342_2207150000	171.08.2022	10-000-416-53-5346-190C	49.82
Treats for Employee Last Day	0	9342_2207190000	171.08.2022	10-000-415-53-5302-000C	48.51
Wp Engine 07/25/22-08/24/22	0	9342_2207250000	171.08.2022	10-000-415-54-5425-000C	290.00
Alpha Media Radio for Brew Fest 08/01/22-08/01	0	9342_2207270000	171.08.2022	10-000-416-52-5241-190C	250.00
Desserts and Flowers	0	9342_2207280000	171.08.2022	10-000-416-53-5346-190C	41.97
Summer Concert Supplies	0	9342_2207290000	171.08.2022	10-000-416-53-5346-190C	31.84
Capri Pizza and Pasta	0	9342_2207290000	171.08.2022	10-000-416-53-5346-190C	55.66
Jimmy Johns	0	9342_2207290000	171.08.2022	10-000-416-53-5346-190C	67.99
Fraud Charge Reversal	0	9490_2207140000	171.08.2022	10-000-000-12-1230-000C	-61.80
Fraud Charge Reversal	0	9490_2207140000	171.08.2022	10-000-000-12-1230-000C	-305.91
Fraud Charge Reversal	0	9490_2207150000	171.08.2022	10-000-000-12-1230-000C	-236.90
Vendor Total:					8,567.40
04221 Plug & Pay Technologies					
07/22 Plug N Pay Gateway Fees	0	073122	141.08.2022	10-000-000-52-5239-000C	15.00
07/22 Plug N Pay Gateway Fees	0	073122	141.08.2022	10-000-416-52-5239-190C	15.00
07/22 Plug N Pay Gateway Fees	0	073122	141.08.2022	10-101-000-52-5239-000C	15.00
Vendor Total:					45.00
04287 Global Payments Inc					
07/22 Merchant CC Processing Fees	0	073122	141.08.2022	10-000-000-52-5239-000C	52.35
07/22 Merchant CC Processing Fees	0	073122	141.08.2022	10-000-000-12-1226-000C	17.61
07/22 Merchant CC Processing Fees	0	073122	141.08.2022	10-000-416-52-5239-190C	440.27
07/22 Merchant CC Processing Fees	0	073122	141.08.2022	10-101-000-52-5239-000C	94.06
Vendor Total:					604.29
04374 Wheaton Bank and Trust Company					
Wheaton Bank & Trust Service Charge	0	073122	141.08.2022	10-000-000-52-5214-000C	61.60
Wheaton Bank & Trust Service Charge	0	073122	141.08.2022	10-000-000-12-1228-000C	-118.44
Wheaton Bank & Trust Service Charge	0	073122	141.08.2022	10-000-000-12-1226-000C	-18.46
Wheaton Bank & Trust Service Charge	0	073122	141.08.2022	10-000-000-12-1226-000C	-47.92
Vendor Total:					-123.22
05872 Stephen Frost					
Entertainment - Final Payment Chicago Experier 166974		081322	162.08.2022	10-000-416-52-5241-190C	2,625.00
Vendor Total:					2,625.00
05921 Johnny Rockets Display Company					
4th of July Fireworks	166985	19-94-084	165.08.2022	10-000-416-52-5241-1902	23,000.00
Vendor Total:					23,000.00
06279 Paylocity Corporation					
08/12/2022 Payroll Processing	0	110734518	141.08.2022	10-000-000-52-5211-0000	303.38
08/26/2022 Payroll Processing	0	110801765	141.08.2022	10-000-000-52-5211-0000	871.27
Paylocity Conference for Payroll Department	0	110801765	141.08.2022	10-419-000-54-5432-000C	297.00
Vendor Total:					1,471.65
06874 Standard Retirement Services Inc.					
08/26/22 Deferred Comp	0	081222	141.08.2022	10-000-000-21-2126-000C	5,571.93

Fund **Description**
Vendor No **Vendor Name**

Line Item Description	Check No	Invoice Number	Batch Number	GL Account Number	Amount
08/26/22 Deferred Comp	0	081222	141.08.2022	10-000-000-21-2135-0000	504.30
08/26/22 Deferred Comp	0	082622	141.08.2022	10-000-000-21-2135-0000	500.33
08/26/22 Deferred Comp	0	082622	141.08.2022	10-000-000-21-2126-0000	5,065.59
Vendor Total:					11,642.15
06888 Spears, Reid					
Entertainment - Billy Elton - 07/29/22	166973	072922	162.08.2022	10-000-416-52-5241-1900	2,500.00
Vendor Total:					2,500.00
06955 Mancinelli, Ozzie					
Entertainment - The Petty Breakers 08/13/22	166971	081322	162.08.2022	10-000-416-52-5241-1900	8,000.00
Vendor Total:					8,000.00
07035 Magnificent Events Ltd					
Entertainment - Final Payment for One of These	166969	081222	162.08.2022	10-000-416-52-5241-1900	4,125.00
Entertainment - Final Payment ARRA Performar	166970	081222	162.08.2022	10-000-416-52-5241-1900	2,625.00
Vendor Total:					6,750.00
Fund Total:					129,855.92
20 Recreation					
00120 Bill George Youth Football League					
League Fees & Video Service	166975	1110	163.08.2022	20-221-222-52-5217-0000	16,539.68
League Fees & Video Service	166975	1110	163.08.2022	20-221-222-53-5301-0000	1,950.00
Vendor Total:					18,489.68
04121 UMB Bank N.A.					
PPF Supplies	0	0134_2207030000	171.08.2022	20-350-302-53-5306-0000	61.88
Sign Up Genius	0	0134_2207270000	171.08.2022	20-350-302-52-5211-0000	9.99
DirecTv 07/28/22-08/27/22	0	0134_2207300000	171.08.2022	20-350-302-52-5211-0000	136.99
Office Supplies	0	0207_2207110000	171.08.2022	20-000-112-53-5302-0000	13.80
Camp Supplies	0	0207_2207110000	171.08.2022	20-220-112-53-5301-6628	114.00
Camp Supplies	0	0207_2207120000	171.08.2022	20-220-112-53-5301-6628	63.10
Custodial Supplies	0	0207_2207140000	171.08.2022	20-000-112-53-5302-0000	14.96
Camp Supplies	0	0207_2207200000	171.08.2022	20-220-112-53-5301-6628	24.96
Office Supplies	0	0207_2207220000	171.08.2022	20-000-112-53-5302-0000	13.99
Gloves	0	0348_2207130000	171.08.2022	20-101-220-53-5316-0000	85.91
Glass Surface Cleaner	0	0348_2207220000	171.08.2022	20-101-220-53-5316-0000	92.61
Trash Bags	0	0348_2207230000	171.08.2022	20-101-220-53-5316-0000	109.22
Stainless Steel Polish	0	0348_2207230000	171.08.2022	20-101-225-53-5316-0000	70.00
Popsicles for Camp	0	0355_2207020000	171.08.2022	20-220-112-53-5301-6628	11.76
Crickets and Tank Filters	0	0355_2207150000	171.08.2022	20-220-112-53-5301-6610	19.42
Camp Dinosaurs Playdough/Stickers	0	0355_2207290000	171.08.2022	20-220-112-53-5301-6628	7.50
Camp Dinosaurs Playdough/Stickers	0	0355_2207290000	171.08.2022	20-220-112-53-5301-6610	11.25
Little Owl Lost Book	0	0355_2207290000	171.08.2022	20-220-112-53-5301-6612	5.95
Food for Science Camps	0	0355_2207290000	171.08.2022	20-220-112-53-5301-6628	9.71
Popsicles for Camps	0	0355_2207290000	171.08.2022	20-220-112-53-5301-6628	14.97
Dinosaur Toys/Aluminum Foil	0	0355_2207310000	171.08.2022	20-220-112-53-5301-6628	32.97
AA Batteries	0	0355_2207310000	171.08.2022	20-220-112-53-5301-6610	26.99
Ibuprofen Packets	0	0355_2207310000	171.08.2022	20-000-112-53-5302-0000	8.77
Rosatis Pizza	0	0364_2207020000	171.08.2022	20-222-232-53-5302-0000	122.70
Rosatis Pizza	0	0364_2207140000	171.08.2022	20-222-232-53-5302-0000	119.45
Rosatis Pizza	0	0364_2207160000	171.08.2022	20-222-232-53-5302-0000	143.77
Rosatis Pizza	0	0364_2207170000	171.08.2022	20-222-232-53-5302-0000	116.45
Swimming Medals	0	0364_2207180000	171.08.2022	20-222-231-53-5306-0000	243.50
Rosatis Pizza	0	0364_2207190000	171.08.2022	20-222-232-53-5302-0000	129.28
Supplies	0	0364_2207210000	171.08.2022	20-222-232-53-5302-0000	101.30

Fund **Description**
Vendor No **Vendor Name**

Line Item Description	Check No	Invoice Number	Batch Number	GL Account Number	Amount
Food	0	0364_2207210000	171.08.2022	20-222-232-53-5302-0000	37.96
Food	0	0364_2207210000	171.08.2022	20-222-232-53-5302-0000	35.91
Rosatis Pizza	0	0364_2207220000	171.08.2022	20-222-232-53-5302-0000	104.80
Donuts and Coffee	0	0364_2207230000	171.08.2022	20-222-232-53-5302-0000	199.88
Potbelly Sandwiches	0	0364_2207240000	171.08.2022	20-222-232-53-5302-0000	325.57
Rosatis Pizza	0	0364_2207300000	171.08.2022	20-222-232-53-5302-0000	112.95
Rosatis Pizza	0	0364_2207300000	171.08.2022	20-222-232-53-5302-0000	97.46
Rosatis Pizza	0	0364_2207300000	171.08.2022	20-222-232-53-5302-0000	119.45
Snacks/Drinks from Marianos	0	0364_2207310000	171.08.2022	20-222-232-53-5302-0000	72.19
Pottery Supplies/Glazes	0	0454_2207070000	171.08.2022	20-220-201-53-5301-1119	201.04
Pottery Glaze	0	0454_2207130000	171.08.2022	20-220-201-53-5301-1119	40.95
Pottery Glaze	0	0454_2207290000	171.08.2022	20-220-201-53-5301-1119	16.06
Parade/4th of July Staff Post Lunch	0	0455_2207050000	171.08.2022	20-000-000-54-5434-0000	18.81
Ex Director and Director of Special Facility Mee	0	0455_2207270000	171.08.2022	20-000-000-54-5434-0000	12.81
NRPA Conference Airfare	0	0463_2206300000	171.08.2022	20-000-000-54-5432-0000	95.32
NRPA Conference Airfare	0	0463_2206300000	171.08.2022	20-000-000-54-5432-0000	181.98
NRPA Conference Airfare	0	0463_2206300000	171.08.2022	20-000-000-54-5432-0000	82.99
Funeral Flowers	0	0463_2207050000	171.08.2022	20-000-000-54-5438-0000	25.00
Recreation Job Posting - Registration Manager	0	0470_2207110000	171.08.2022	20-418-000-54-5426-0000	180.00
NRPA Conference Airfare	0	0660_2206300000	171.08.2022	20-350-302-54-5432-0000	545.96
Laminating Roll	0	0710_2207010000	171.08.2022	20-000-205-53-5302-0000	212.88
Hula Hoops	0	0710_2207020000	171.08.2022	20-220-203-53-5301-3366	101.98
Supplies for Camp	0	0710_2207030000	171.08.2022	20-220-203-53-5301-3366	48.99
Race Bibs for Tryouts	0	0710_2207270000	171.08.2022	20-221-222-53-5301-0000	63.99
Starved Rock Trip Deposit	0	0769_2207060000	171.08.2022	20-220-304-52-5280-5522	275.00
Drury Lane Orient Express Deposit	0	0769_2207120000	171.08.2022	20-220-304-52-5280-5545	207.46
Fireside Christmas Deposit	0	0769_2207150000	171.08.2022	20-220-304-52-5280-5531	40.00
Gardens Galore Trip 7/28/22	0	0769_2207260000	171.08.2022	20-220-304-52-5280-5522	98.00
Gardens Galore Trip 7/28/22	0	0769_2207280000	171.08.2022	20-220-304-52-5280-5522	390.90
Gardens Galore Trip 7/28/22	0	0769_2207280000	171.08.2022	20-220-304-52-5280-5522	136.00
12 Inch Plyo Box	0	0926_2207120000	171.08.2022	20-350-302-53-5306-0000	129.99
Dumbbells	0	0926_2207120000	171.08.2022	20-350-302-53-5306-0000	279.98
Two Ab Wheels	0	0926_2207130000	171.08.2022	20-350-302-53-5306-0000	38.24
Equipment Storage Bin	0	0926_2207140000	171.08.2022	20-350-302-53-5306-0000	171.30
Dumbbell	0	0926_2207140000	171.08.2022	20-350-302-53-5306-0000	194.74
Handle Bars for Squat Machine	0	0926_2207150000	171.08.2022	20-350-302-53-5306-0000	12.88
Gloves	0	0926_2207210000	171.08.2022	20-350-302-53-5316-0000	31.47
Domain Networks	0	0926_2207210000	171.08.2022	20-350-302-52-5211-0000	289.00
Credit Piano Tuning	0	9102_2207060000	171.08.2022	20-000-200-54-5441-0000	-350.00
Tuning of 2 CC Pianos	0	9102_2207060000	171.08.2022	20-000-200-54-5441-0000	350.00
Credit Piano Tuning	0	9102_2207060000	171.08.2022	20-000-200-54-5441-0000	-350.00
Tuning of 2 CC Pianos	0	9102_2207060000	171.08.2022	20-000-200-54-5441-0000	350.00
Tuning of 2 CC Pianos	0	9102_2207060000	171.08.2022	20-000-200-54-5441-0000	350.00
Black Fire Retardant Sheeting	0	9102_2207270000	171.08.2022	20-224-220-53-5302-0000	1,488.99
Insect Spray	0	9193_2207150000	171.08.2022	20-101-225-53-5313-0000	63.38
Boy Scout Cabin	0	9193_2207260000	171.08.2022	20-101-220-53-5312-0000	248.20
Boy Scout Cabin	0	9193_2207280000	171.08.2022	20-101-000-53-5313-0000	228.45
Podcast Hosting Site	0	9235_2207160000	171.08.2022	20-000-205-54-5425-0000	16.00
Cheer Poms	0	9235_2207190000	171.08.2022	20-221-221-53-5301-4754	806.69
High School Softball Championship Supplies	0	9235_2207280000	171.08.2022	20-221-223-53-5329-0000	41.81
Softball Scheduling Service	0	9235_2207290000	171.08.2022	20-221-223-52-5210-4211	30.00
New Doorbell	0	9243_2207020000	171.08.2022	20-220-304-53-5301-5500	37.12
New Doorbell	0	9243_2207090000	171.08.2022	20-220-304-53-5301-5500	37.12
Office Supplies	0	9243_2207130000	171.08.2022	20-220-304-53-5301-5500	36.90
Craft Supplies	0	9243_2207160000	171.08.2022	20-220-304-53-5301-5500	27.96
Office Supplies	0	9243_2207180000	171.08.2022	20-220-304-53-5301-5500	43.94
Paint Chip Calendar	0	9243_2207180000	171.08.2022	20-220-304-53-5301-5500	21.75
Confetti Bowl Project	0	9243_2207180000	171.08.2022	20-220-304-53-5301-5500	18.75

Fund	Description	Vendor No	Vendor Name	Line Item Description	Check No	Invoice Number	Batch Number	GL Account Number	Amount
				Marbled Mug Project	0	9243_2207200000	171.08.2022	20-220-304-53-5301-5500	7.50
				Return Paint Chip Calendar	0	9243_2207210000	171.08.2022	20-220-304-53-5301-5500	-16.19
				NRPA Conference Registration	0	9243_2207220000	171.08.2022	20-000-304-54-5432-0000	615.00
				NRPA Hotel Deposit	0	9243_2207220000	171.08.2022	20-000-304-54-5432-0000	190.24
				IPRA Senior Games	0	9243_2207220000	171.08.2022	20-220-304-52-5280-5501	41.25
				Candy & Water for Trips	0	9243_2207260000	171.08.2022	20-220-304-53-5301-5500	197.16
				NRPA Conference Hotel	0	9243_2207270000	171.08.2022	20-000-304-54-5432-0000	257.79
				NRPA Conference Airfare	0	9243_2207270000	171.08.2022	20-000-304-54-5432-0000	20.00
				NRPA Conference Airfare	0	9243_2207270000	171.08.2022	20-000-304-54-5432-0000	545.96
				NRPA Conference Airfare	0	9243_2207270000	171.08.2022	20-000-304-54-5432-0000	20.00
				Refund of NRPA Conference Hotel	0	9243_2207290000	171.08.2022	20-000-304-54-5432-0000	-190.24
				CPRP Application/Exam	0	9243_2207290000	171.08.2022	20-000-304-54-5432-0000	270.00
				Zoom Monthly July 2022	0	9276_2207010000	171.08.2022	20-000-000-54-5425-0000	90.00
				Camp	0	9276_2207010000	171.08.2022	20-000-200-53-5306-0000	196.55
				Office Supplies	0	9276_2207020000	171.08.2022	20-224-220-53-5302-0000	52.99
				WPD Employee Hire Incentive	0	9276_2207050000	171.08.2022	20-224-220-53-5302-0000	100.00
				Camp Supplies	0	9276_2207080000	171.08.2022	20-220-207-53-5301-7734	91.19
				Camp Supplies	0	9276_2207090000	171.08.2022	20-220-207-53-5301-7734	32.22
				Office Supplies	0	9276_2207120000	171.08.2022	20-224-220-53-5302-0000	39.47
				Office Supplies	0	9276_2207150000	171.08.2022	20-224-220-53-5302-0000	56.44
				Office Supplies	0	9276_2207150000	171.08.2022	20-224-220-53-5302-0000	75.02
				Office Supplies	0	9276_2207150000	171.08.2022	20-224-220-53-5302-0000	18.34
				Office Supplies	0	9276_2207150000	171.08.2022	20-220-207-53-5301-7705	61.95
				Office Supplies	0	9276_2207180000	171.08.2022	20-224-220-53-5302-0000	35.97
				Office Supplies	0	9276_2207180000	171.08.2022	20-224-220-53-5302-0000	20.79
				Office Supplies	0	9276_2207190000	171.08.2022	20-224-220-53-5302-0000	26.99
				Office Supplies	0	9276_2207200000	171.08.2022	20-224-220-53-5302-0000	87.85
				Office Supplies	0	9276_2207200000	171.08.2022	20-224-220-53-5302-0000	43.75
				Office Supplies	0	9276_2207200000	171.08.2022	20-220-207-53-5301-7705	22.98
				Office Supplies	0	9276_2207210000	171.08.2022	20-224-220-53-5302-0000	70.29
				Office Supplies	0	9276_2207210000	171.08.2022	20-224-220-53-5302-0000	35.28
				Office Supplies	0	9276_2207220000	171.08.2022	20-224-220-53-5302-0000	11.77
				Office Supplies	0	9276_2207240000	171.08.2022	20-224-220-53-5302-0000	15.87
				Employee Referral Program	0	9276_2207250000	171.08.2022	20-224-220-53-5302-0000	100.00
				CC Office Electrical Supplies	0	9292_2207010000	171.08.2022	20-101-220-53-5312-0000	655.12
				CC/ Parks Plus Electrical Supplies	0	9292_2207050000	171.08.2022	20-101-220-53-5312-0000	176.76
				Parks Plus Electrical Supplies	0	9292_2207060000	171.08.2022	20-101-220-53-5312-0000	26.49
				CAC Hose Bib	0	9292_2207150000	171.08.2022	20-101-225-53-5313-0000	137.08
				CC Washing Machine Repair	0	9292_2207200000	171.08.2022	20-101-000-53-5313-0000	88.29
				Marianos	0	9326_2207010000	171.08.2022	20-222-232-53-5302-0000	6.69
				Beef Burgers	0	9326_2207030000	171.08.2022	20-222-232-53-5328-0000	50.97
				Rosatis Pizza	0	9326_2207040000	171.08.2022	20-222-232-53-5302-0000	144.69
				Rosatis Pizza	0	9326_2207050000	171.08.2022	20-222-232-53-5302-0000	129.45
				Triangle Flags	0	9326_2207110000	171.08.2022	20-222-232-53-5302-0000	99.96
				Office Supplies	0	9326_2207110000	171.08.2022	20-222-232-53-5302-0000	118.04
				Supportpdfiller.Com	0	9326_2207140000	171.08.2022	20-222-232-53-5302-0000	0.67
				Credit Voucher Supportpdfiller.Com	0	9326_2207160000	171.08.2022	20-222-232-53-5302-0000	-0.67
				Camp Supplies	0	9391_2207010000	171.08.2022	20-220-207-53-5301-7705	46.45
				Wilderness Falls Field Trip	0	9391_2207010000	171.08.2022	20-220-207-52-5280-7705	568.00
				Wilderness Falls Field Trip	0	9391_2207010000	171.08.2022	20-220-208-52-5280-8880	280.00
				First Aid Supplies	0	9391_2207020000	171.08.2022	20-220-207-53-5301-7705	198.20
				Camp Supplies	0	9391_2207050000	171.08.2022	20-220-207-53-5301-7705	178.61
				Pizza Party	0	9391_2207070000	171.08.2022	20-220-207-53-5301-7705	203.77
				Camp Supplies	0	9391_2207070000	171.08.2022	20-220-207-53-5301-7776	82.11
				Pizza Party	0	9391_2207070000	171.08.2022	20-220-207-53-5301-7705	265.38
				Pizza Party	0	9391_2207080000	171.08.2022	20-220-207-53-5301-7738	620.57
				Camp Supplies	0	9391_2207110000	171.08.2022	20-220-207-53-5301-7776	25.30
				Camp Supplies	0	9391_2207120000	171.08.2022	20-220-207-53-5301-7776	262.63

Fund **Description**
Vendor No **Vendor Name**

Line Item Description	Check No	Invoice Number	Batch Number	GL Account Number	Amount
Camp Supplies	0	9391_2207130000	171.08.2022	20-220-207-53-5301-7775	92.55
Pizza Party	0	9391_2207140000	171.08.2022	20-220-207-53-5301-7705	203.77
Camp Supplies	0	9391_2207140000	171.08.2022	20-220-207-53-5301-7776	18.75
Funway Entertainment Field Trip	0	9391_2207150000	171.08.2022	20-220-208-52-5280-8880	887.00
Funway Entertainment Field Trip	0	9391_2207150000	171.08.2022	20-220-207-52-5280-7705	1,341.75
Camp Supplies	0	9391_2207150000	171.08.2022	20-220-207-53-5301-7776	86.29
Funway Entertainment Field Trip	0	9391_2207150000	171.08.2022	20-220-207-52-5280-7705	283.50
Camp Supplies	0	9391_2207180000	171.08.2022	20-220-207-53-5301-7776	85.55
Camp Supplies	0	9391_2207180000	171.08.2022	20-220-207-53-5301-7776	5.00
Camp Supplies	0	9391_2207180000	171.08.2022	20-220-207-53-5301-7776	59.93
Camp Supplies	0	9391_2207190000	171.08.2022	20-220-207-53-5301-7707	151.54
ACA Lunch	0	9391_2207210000	171.08.2022	20-220-207-53-5301-7707	72.43
Regal Movies and Concessions Field Trip	0	9391_2207250000	171.08.2022	20-220-208-52-5280-8880	818.00
Regal Movies and Concessions Field Trip	0	9391_2207250000	171.08.2022	20-220-207-52-5280-7705	1,635.50
Camp Supplies	0	9391_2207250000	171.08.2022	20-220-207-53-5301-7707	10.58
Camp Supplies	0	9391_2207260000	171.08.2022	20-220-207-53-5301-7775	157.16
Camp Supplies	0	9391_2207260000	171.08.2022	20-220-207-53-5301-7776	51.02
Camp Supplies	0	9391_2207270000	171.08.2022	20-220-207-53-5301-7775	51.38
Camp Supplies	0	9391_2207270000	171.08.2022	20-220-207-53-5301-7710	83.16
Camp Supplies	0	9391_2207270000	171.08.2022	20-220-207-53-5301-7710	23.38
Pizza Party	0	9391_2207280000	171.08.2022	20-220-207-53-5301-7705	178.48
Super Tots Supplies	0	9391_2207280000	171.08.2022	20-220-207-53-5301-7710	13.14
Vendor Total:					24,582.70
04221 Plug & Pay Technologies					
07/22 Plug N Pay Gateway Fees	0	073122	141.08.2022	20-000-000-52-5239-0000	153.40
07/22 Plug N Pay Gateway Fees	0	073122	141.08.2022	20-000-112-52-5239-0000	15.00
07/22 Plug N Pay Gateway Fees	0	073122	141.08.2022	20-350-303-52-5239-0000	16.10
07/22 Plug N Pay Gateway Fees	0	073122	141.08.2022	20-000-304-52-5239-0000	15.00
07/22 Plug N Pay Gateway Fees	0	073122	141.08.2022	20-222-231-52-5239-0000	30.65
07/22 Plug N Pay Gateway Fees	0	073122	141.08.2022	20-222-232-52-5239-0000	195.05
Vendor Total:					425.20
04287 Global Payments Inc					
07/22 Merchant CC Processing Fees	0	073122	141.08.2022	20-350-303-52-5239-0000	150.66
07/22 Merchant CC Processing Fees	0	073122	141.08.2022	20-000-000-52-5239-0000	9,191.59
07/22 Merchant CC Processing Fees	0	073122	141.08.2022	20-222-232-52-5239-0000	1,993.61
07/22 Merchant CC Processing Fees	0	073122	141.08.2022	20-222-231-52-5239-0000	323.42
07/22 Merchant CC Processing Fees	0	073122	141.08.2022	20-000-112-52-5239-0000	122.15
07/22 Merchant CC Processing Fees	0	073122	141.08.2022	20-000-304-52-5239-0000	103.79
Vendor Total:					11,885.22
04374 Wheaton Bank and Trust Company					
Wheaton Bank & Trust Service Charge	0	073122	141.08.2022	20-000-000-52-5214-0000	61.61
Vendor Total:					61.61
06279 Paylocity Corporation					
08/12/2022 Payroll Processing	0	110734518	141.08.2022	20-000-000-52-5211-0000	956.82
08/26/2022 Payroll Processing	0	110801765	141.08.2022	20-000-000-52-5211-0000	2,747.84
Vendor Total:					3,704.66
06943 Martha Hernandez for Petty Cash					
Adult Softball Championship Prize Money	166976	081022	163.08.2022	20-220-204-53-5301-4417	300.00
Petty Cash - Midwest Conference Ref Fees - Wh	166982	081622	164.08.2022	20-220-204-52-5280-4457	2,155.00
Vendor Total:					2,455.00
TMP*3578 Moriarty, Margaret					

Fund **Description**
Vendor No **Vendor Name**

Line Item Description	Check No	Invoice Number	Batch Number	GL Account Number	Amount
Pass Refund for Moriarty	166978	2733910	163.08.2022	20-000-000-20-2025-0000	0.50
Pass Refund for Moriarty	166978	2733910	163.08.2022	20-000-000-20-2025-0000	82.50
Vendor Total:					83.00
TMP*3580 Illinois Math & Science Academy					
Facility Refund for Illinois Math & Science Acad	166968	2721056	162.08.2022	20-000-000-20-2025-0000	1,210.00
Vendor Total:					1,210.00
TMP*3581 Collier, Lynn					
POS Refund for Collier	166966	2728300	162.08.2022	20-000-000-20-2025-0000	250.00
Vendor Total:					250.00
TMP*3593 Woodward, Gail					
Pass Refund for Woodward	166979	2734331	163.08.2022	20-000-000-20-2025-0000	468.00
Vendor Total:					468.00
TMP*3600 Brennan, Carole					
Pass Refund for Brennan	166984	2744087	165.08.2022	20-000-000-20-2025-0000	20.00
Vendor Total:					20.00
Fund Total:					63,635.07
22 Cosley Zoo					
04121 UMB Bank N.A.					
Staff Award Lunch	0	0217_2207140000	171.08.2022	22-501-000-53-5302-0000	70.77
Annual AZA Conference Registration	0	0217_2207160000	171.08.2022	22-501-000-54-5432-0000	595.00
Kulture City Certification	0	0217_2207200000	171.08.2022	22-501-000-54-5425-0000	250.00
Raffle Tickets for Uncorked	0	0744_2207020000	171.08.2022	22-220-206-53-5301-6690	35.85
Raffle Tickets for Uncorked	0	0744_2207170000	171.08.2022	22-220-206-53-5301-6690	20.00
Fuel for Saw for Dismantle of Rabbit Exhibit	0	0850_2206300000	171.08.2022	22-501-000-53-5302-0000	13.96
Custodial Supplies for Zoo	0	0850_2207020000	171.08.2022	22-501-000-53-5316-0000	63.98
Keys for Buildings	0	0850_2207050000	171.08.2022	22-501-000-53-5302-0000	18.90
Lubricant for Valves	0	0850_2207060000	171.08.2022	22-501-000-53-5302-0000	5.48
Landscaping Tools	0	0850_2207060000	171.08.2022	22-501-000-53-5345-0000	43.40
Enclosure Fasteners	0	0850_2207060000	171.08.2022	22-501-000-53-5302-0000	39.20
Switch for Basement Dryer	0	0850_2207070000	171.08.2022	22-501-000-53-5312-0000	27.03
Ladder for Lynx Building	0	0850_2207070000	171.08.2022	22-501-000-53-5345-0000	110.40
Fasteners for Enclosures	0	0850_2207070000	171.08.2022	22-501-000-53-5334-0000	15.26
Materials to Set Up Lynx Exhibit	0	0850_2207070000	171.08.2022	22-501-000-53-5313-0000	83.20
Materials to Set Up Lynx Exhibit	0	0850_2207070000	171.08.2022	22-501-000-53-5313-0000	74.44
Line for Weed Whacker	0	0850_2207110000	171.08.2022	22-501-000-53-5345-0000	15.97
Keys	0	0850_2207120000	171.08.2022	22-501-000-53-5334-0000	47.00
Supplies for Duck Pond	0	0850_2207120000	171.08.2022	22-501-000-53-5311-0000	81.44
Hardware for Duck Pond Fence	0	0850_2207130000	171.08.2022	22-501-000-53-5302-0000	20.10
Duck Pond Fence Spikes	0	0850_2207170000	171.08.2022	22-501-000-53-5313-0000	20.10
Keys & Supplies for Repair of Admission Booth	0	0850_2207170000	171.08.2022	22-501-000-53-5313-0000	46.37
Wheels for Rubbermaid Carts	0	0850_2207180000	171.08.2022	22-501-000-53-5345-0000	79.19
Paper Towels	0	0850_2207200000	171.08.2022	22-501-000-53-5316-0000	24.64
Wheels for Rubbermaid Carts	0	0850_2207200000	171.08.2022	22-501-000-53-5345-0000	67.49
Door Switch for Washer in Station Basement	0	0850_2207200000	171.08.2022	22-501-000-53-5312-0000	30.98
Metal Storage Shed	0	0850_2207200000	171.08.2022	22-501-000-53-5313-0000	499.00
Tires for Rental Cart	0	0850_2207210000	171.08.2022	22-501-000-53-5345-0000	33.99
Pins for Wheelbarrow Wheels & Gloves	0	0850_2207220000	171.08.2022	22-501-000-53-5345-0000	28.80
Lifting Belt	0	0850_2207240000	171.08.2022	22-501-000-53-5345-0000	39.00
Outlet Covers for Butterfly Garden and Duck Po	0	0850_2207260000	171.08.2022	22-501-000-53-5312-0000	53.89
Hose Cart Replacement	0	0850_2207270000	171.08.2022	22-501-000-53-5345-0000	160.78
Custodial Supplies for Zoo	0	0850_2207270000	171.08.2022	22-501-000-53-5316-0000	516.23

Fund **Description**
Vendor No **Vendor Name**

Line Item Description	Check No	Invoice Number	Batch Number	GL Account Number	Amount
Credit for a Case of Broken Glasses	0	9342_2207010000	171.08.2022	22-220-206-53-5301-6690	-112.24
Plastic Storage Containers	0	9474_2207010000	171.08.2022	22-501-000-53-5336-0000	10.08
Produce	0	9474_2207010000	171.08.2022	22-501-000-53-5339-0000	57.89
Produce	0	9474_2207080000	171.08.2022	22-501-000-53-5339-0000	80.48
Supplies for Camps and Programs	0	9474_2207210000	171.08.2022	22-220-206-53-5301-6680	11.99
Supplies for Camps and Programs	0	9474_2207210000	171.08.2022	22-501-000-53-5302-0000	22.98
Supplies for Camps and Programs	0	9474_2207210000	171.08.2022	22-220-206-53-5301-6662	11.99
Milwaukee Zoo Field Trip	0	9474_2207210000	171.08.2022	22-220-206-53-5301-6664	402.50
Signs	0	9474_2207210000	171.08.2022	22-501-000-53-5302-0000	384.34
Dominoes Pizza for Teen Program	0	9474_2207290000	171.08.2022	22-220-206-53-5301-6664	103.18
Credit on Tax Charged on Teen Program Breakfast	0	9474_2207290000	171.08.2022	22-220-206-53-5301-6664	-2.17
Breakfast for Teen Program	0	9474_2207290000	171.08.2022	22-220-206-53-5301-6664	68.93
Llama Halter	0	9482_2207100000	171.08.2022	22-501-000-53-5336-0000	24.90
Prascend Tablets	0	9482_2207110000	171.08.2022	22-501-000-53-5309-0000	354.99
Substrates for Tanks	0	9482_2207140000	171.08.2022	22-501-000-53-5336-0000	131.18
Laundry Soap	0	9482_2207150000	171.08.2022	22-501-000-53-5302-0000	13.49
Produce	0	9482_2207150000	171.08.2022	22-501-000-53-5339-0000	60.93
Online Training	0	9482_2207150000	171.08.2022	22-501-000-54-5432-0000	29.95
AZA Conference Airfare	0	9482_2207170000	171.08.2022	22-501-000-54-5432-0000	296.20
Staff Treats for National Zookeeper Week	0	9482_2207210000	171.08.2022	22-501-000-53-5302-0000	9.99
Paper Bags	0	9482_2207220000	171.08.2022	22-501-000-53-5336-0000	1.39
Produce and Spices	0	9482_2207220000	171.08.2022	22-501-000-53-5339-0000	46.01
Insects	0	9482_2207220000	171.08.2022	22-501-000-53-5339-0000	93.86
Frozen Rodents	0	9482_2207220000	171.08.2022	22-501-000-53-5339-0000	755.50
Enrichment Supplies	0	9482_2207240000	171.08.2022	22-501-000-53-5336-0000	38.37
Cosamin	0	9482_2207250000	171.08.2022	22-501-000-53-5309-0000	34.94
Macaw Diet	0	9482_2207260000	171.08.2022	22-501-000-53-5339-0000	34.99
Plants for Treefrog Habitat	0	9482_2207270000	171.08.2022	22-501-000-53-5336-0000	53.12
Psyllium Feed Supplement	0	9482_2207270000	171.08.2022	22-501-000-53-5339-0000	263.11
Walnut Bedding	0	9482_2207280000	171.08.2022	22-501-000-53-5336-0000	54.97
Medical Supplies for Animals	0	9482_2207290000	171.08.2022	22-501-000-53-5309-0000	129.10
Emergency Supplies for Bins	0	9482_2207290000	171.08.2022	22-501-000-53-5302-0000	41.48
Produce	0	9482_2207290000	171.08.2022	22-501-000-53-5339-0000	33.89
Basking and UV Bulbs for Reptiles	0	9482_2207290000	171.08.2022	22-501-000-53-5312-0000	143.89
Small Mammal Hut	0	9482_2207310000	171.08.2022	22-501-000-53-5336-0000	9.99
Stainless Steel Animal Bowls	0	9482_2207310000	171.08.2022	22-501-000-53-5336-0000	41.54
Vendor Total:					6,969.57
04221 Plug & Pay Technologies					
07/22 Plug N Pay Gateway Fees	0	073122	141.08.2022	22-501-000-52-5239-0000	78.90
Vendor Total:					78.90
06279 Paylocity Corporation					
08/12/2022 Payroll Processing	0	110734518	141.08.2022	22-000-000-52-5211-0000	140.02
08/26/2022 Payroll Processing	0	110801765	141.08.2022	22-000-000-52-5211-0000	402.12
Vendor Total:					542.14
Fund Total:					7,590.61
26 IMRF					
00465 I.M.R.F.					
07/22 IMRF	0	073122	141.08.2022	26-000-000-21-2124-0000	69,240.99
Vendor Total:					69,240.99
Fund Total:					69,240.99
40 Capital Projects					

Fund **Description**
Vendor No **Vendor Name**

Line Item Description	Check No	Invoice Number	Batch Number	GL Account Number	Amount
04121 UMB Bank N.A.					
Play for All Equipment	0	0118_2207060000	171.08.2022	40-000-188-57-5706-0000	165.19
Play for All Equipment	0	0118_2207060000	171.08.2022	40-000-188-57-5706-0000	165.19
Play for All Equipment	0	0118_2207070000	171.08.2022	40-000-188-57-5706-0000	185.19
Player Bench	0	0215_2207270000	171.08.2022	40-101-000-53-5302-0000	872.90
Batting Cage Netting	0	0223_2207070000	171.08.2022	40-000-000-53-5310-0000	1,074.56
Lincoln Marsh Trail Permit	0	0223_2207180000	171.08.2022	40-800-822-53-5393-0000	120.00
Straw Blanket for Seed	0	0272_2207110000	171.08.2022	40-800-822-53-5301-0000	143.88
Sand	0	0272_2207270000	171.08.2022	40-800-822-53-5301-0000	70.20
Supplies for Safety City	0	9193_2207130000	171.08.2022	40-101-000-53-5302-0000	496.53
Scottsdale Blacktop Patch	0	9292_2207140000	171.08.2022	40-101-000-53-5302-0000	23.94
Boy Scout Cabin Cameras	0	9292_2207260000	171.08.2022	40-000-000-53-5306-0000	803.96
Vendor Total:					4,121.54
Fund Total:					4,121.54
60 Golf Fund					
03008 Illinois Department of Agriculture					
Operator License	166981	109094	164.08.2022	60-000-000-54-5429-0000	45.00
Vendor Total:					45.00
04121 UMB Bank N.A.					
DirecTv 07/21/22-08/20/22	0	0134_2207230000	171.08.2022	60-000-000-52-5211-0000	284.99
NRPA Conference Airfare	0	0191_2206300000	171.08.2022	60-000-000-54-5432-0000	568.96
Event Supplies Liquor	0	0191_2207060000	171.08.2022	60-000-000-14-1412-0000	176.43
Wet Chemical Extinguishers	0	0191_2207130000	171.08.2022	60-612-000-53-5302-0000	40.12
Banquet Chafers	0	0191_2207130000	171.08.2022	60-612-000-53-5302-0000	2,124.00
CCTV Cameras	0	0256_2207070000	171.08.2022	60-000-000-53-5312-0000	2,908.15
Wire for Dishwasher	0	0256_2207290000	171.08.2022	60-612-000-54-5441-0000	123.54
Parking Lot Signage	0	0331_2207050000	171.08.2022	60-000-000-53-5302-0000	723.75
Interview Lunch	0	0331_2207070000	171.08.2022	60-000-000-54-5434-0000	68.31
Office Supplies	0	0331_2207100000	171.08.2022	60-000-000-53-5302-0000	25.19
Logos for Shirts	0	0331_2207140000	171.08.2022	60-000-000-14-1431-0000	90.00
Handicap Flags	0	0331_2207220000	171.08.2022	60-611-911-53-5301-0000	221.70
Labels	0	0331_2207230000	171.08.2022	60-000-000-53-5302-0000	36.99
Parade/4th of July Staff Post Lunch	0	0455_2207050000	171.08.2022	60-000-000-54-5434-0000	18.82
Ex Director and Director of Special Facility Mee	0	0455_2207270000	171.08.2022	60-000-000-54-5434-0000	12.82
NRPA Conference Airfare	0	0463_2206300000	171.08.2022	60-000-000-54-5432-0000	83.00
NRPA Conference Airfare	0	0463_2206300000	171.08.2022	60-000-000-54-5432-0000	182.00
NRPA Conference Airfare	0	0463_2206300000	171.08.2022	60-000-000-54-5432-0000	95.34
Funeral Flowers	0	0463_2207050000	171.08.2022	60-000-000-54-5438-0000	25.00
TV's for Bar	0	0538_2207120000	171.08.2022	60-000-000-53-5313-0000	2,649.95
TV for Bar	0	0538_2207200000	171.08.2022	60-000-000-53-5313-0000	529.99
Hardware for TV's	0	0538_2207200000	171.08.2022	60-000-000-53-5313-0000	23.77
Hooks/Chains/Cat5 Plug	0	0538_2207260000	171.08.2022	60-000-000-53-5313-0000	74.48
NRPA Conference Airfare	0	0660_2206300000	171.08.2022	60-000-000-54-5432-0000	545.96
SiriusXM July 2020	0	0660_2207010000	171.08.2022	60-000-000-52-5211-0000	60.94
Office Supplies	0	0660_2207200000	171.08.2022	60-000-000-53-5302-0000	83.39
Jack Links for Halfway House	0	0660_2207270000	171.08.2022	60-000-000-14-1415-0000	175.96
Opentable	0	0660_2207280000	171.08.2022	60-000-000-52-5211-0000	857.00
Lemonade for Halfway House	0	0660_2207290000	171.08.2022	60-000-000-14-1416-0000	27.86
Liquor for Banquets	0	0777_2206300000	171.08.2022	60-000-000-14-1412-0000	47.98
Rosatis Pizza Late Night Snack	0	0777_2207010000	171.08.2022	60-612-901-52-5292-0000	87.92
Sweet Home Gelato Wedding Display	0	0777_2207080000	171.08.2022	60-612-901-52-5292-0000	350.00
Rosatis Pizza Late Night Snack	0	0777_2207160000	171.08.2022	60-612-901-52-5292-0000	72.94
Rosatis Pizza Late Night Snack	0	0777_2207190000	171.08.2022	60-612-901-52-5292-0000	299.52
Spunky Dunkers Donuts for Event	0	0777_2207200000	171.08.2022	60-000-000-14-1415-0000	52.00

Fund	Description	Vendor No	Vendor Name	Line Item Description	Check No	Invoice Number	Batch Number	GL Account Number	Amount
				Banquet Staff Uniforms	0	0777_2207250000	171.08.2022	60-612-901-53-5330-000C	135.00
				Restaurant Supplies	0	0785_2207220000	171.08.2022	60-612-902-53-5388-000C	371.32
				Banquet Supplies	0	0785_2207240000	171.08.2022	60-612-901-53-5390-000C	250.06
				Floor Fans for Banquet and Restaurant	0	0892_2207280000	171.08.2022	60-612-901-53-5390-000C	389.97
				Floor Fans for Banquet and Restaurant	0	0892_2207280000	171.08.2022	60-612-902-53-5388-000C	389.97
				Yelp June 2022	0	9342_2207010000	171.08.2022	60-611-415-54-5426-000C	75.00
				Cms Text LLC	0	9342_2207020000	171.08.2022	60-612-415-54-5426-000C	63.90
				Here Comes the Guide	0	9342_2207200000	171.08.2022	60-612-415-54-5426-000C	75.00
Vendor Total:									15,498.99
04221	Plug & Pay Technologies								
	07/22 Plug N Pay Gateway Fees	0	073122	141.08.2022	60-611-000-52-5239-000C				313.55
	07/22 Plug N Pay Gateway Fees	0	073122	141.08.2022	60-612-000-52-5239-000C				15.00
Vendor Total:									328.55
04274	Columbus Data Services LLC								
	07/22 ATM ICHG Trans Service Fees	0	073122	141.08.2022	60-000-000-52-5214-000C				19.49
Vendor Total:									19.49
04287	Global Payments Inc								
	07/22 Merchant CC Processing Fees	0	073122	141.08.2022	60-611-000-52-5239-000C				8,314.07
	07/22 Merchant CC Processing Fees	0	073122	141.08.2022	60-612-000-52-5239-000C				6,288.07
Vendor Total:									14,602.14
04292	American Express								
	07/22 Merchant CC Processing Fees	0	073122	141.08.2022	60-611-000-52-5239-000C				1,089.83
	07/22 Merchant CC Processing Fees	0	073122	141.08.2022	60-612-000-52-5239-000C				667.37
Vendor Total:									1,757.20
04374	Wheaton Bank and Trust Company								
	Wheaton Bank & Trust Service Charge	0	073122	141.08.2022	60-000-000-52-5214-000C				61.61
	To Record ATM Replenishment out of the WB& 0		081822ATM	141.08.2022	60-000-000-10-1011-000C				16,000.00
Vendor Total:									16,061.61
06279	Paylocity Corporation								
	08/12/2022 Payroll Processing	0	110734518	141.08.2022	60-000-000-52-5211-000C				933.48
	08/26/2022 Payroll Processing	0	110801765	141.08.2022	60-000-000-52-5211-000C				2,680.83
Vendor Total:									3,614.31
06686	SI-Products LLC								
	Soft Hoodies	166983	01570380/1	164.08.2022	60-000-000-14-1431-000C				611.17
Vendor Total:									611.17
06712	FDS Holdings Inc.								
	07/22 Cardconnect Gateway Fees	0	073122	141.08.2022	60-612-901-52-5239-000C				3,731.61
	07/22 Cardconnect Gateway Fees	0	073122	141.08.2022	60-611-000-52-5239-000C				184.00
Vendor Total:									3,915.61
Fund Total:									56,454.07
70	Information Technology								
04121	UMB Bank N.A.								
	Adobe Licenses	0	0082_2207210000	171.08.2022	70-000-000-52-5240-000C				6,897.84
Vendor Total:									6,897.84

Fund **Description**
Vendor No **Vendor Name**

Line Item	Description	Check No	Invoice Number	Batch Number	GL Account Number	Amount
Fund Total:						6,897.84
75	Health Insurance					
06725	Health Care Service Corporation					
WDSRA% Insurance September 2022	0	090122	165.08.2022		75-000-000-12-1222-0000	393.99
Foundation% Insurance September 2022	0	090122	165.08.2022		75-000-000-12-1221-0000	190.18
Retiree Health & Dental Insurance September 2020	0	090122	165.08.2022		75-000-000-21-2137-0000	1,954.56
Employee Health and Dental Insurance September 2020	0	090122	165.08.2022		75-000-000-52-5231-0000	118,911.67
Cobra Insurance Premiums September 2022	0	090122	165.08.2022		75-000-000-12-1223-0000	1,114.84
Vendor Total:						122,565.24
Fund Total:						122,565.24
Report Total:						460,361.28



Wheaton Park District

Wheaton Park District Board of Commissioners Meeting Minutes

Wednesday July 27, 2022 5:00 p.m.

DuPage County Historical Museum, 102 E. Wesley Street Wheaton, Illinois

CALL TO ORDER –President Frey called the meeting to order at 5:00 p.m. Frey, Kelly, Mee, Morrill, Pecharich, and Vires were present.

Commissioner Barrett was absent.

PRESENTATIONS

None

COMMUNITY INPUT

None

CONSENT AGENDA

- A. Approval of the Disbursements totaling \$1,026,072.52 for the period beginning June 8, 2022 and ending July 12, 2022
- B. Approval of the Disbursements totaling \$437,408.66 for the period beginning June 8, 2022 and ending July 12, 2022
- C. Approval of the Closed Session Minutes for May 18, 2022
- D. Approval of the Regular Meeting Minutes for June 15, 2022
- E. Approval of the Closed Session Minutes for June 15, 2022
- F. Approval of the Subcommittee Minutes for July 6, 2022

Commissioner Mee moved to approve the consent agenda as presented. Seconded by Commissioner Morrill.

Motion passed by roll call vote.

Ayes: Kelly, Mee, Morrill, Pecharich, and Vires Frey

Nays: None

Abstain: None

Absent: Barrett

UNFINISHED BUSINESS

None

NEW BUSINESS

1. Community Center Interiors Renovation Project

Commissioner Kelly moved to approve a contract with Efraim Carlson for in the amount of \$504,500 for the Community Center Interior Remodel project base bid and alternates 1, 2, 4 & 6 plus a 7.5% contingency Seconded by Commissioner Vires. No discussion

Motion passed by roll call vote.

Ayes: Kelly, Mee, Morrill, Pecharich, and Vires Frey

Nays: None

Abstain: None

Absent: Barrett

2. Community Center Interiors Renovation Project / Auditorium Sound and Lighting

Commissioner Morrill moved to reject bids for the Community Center Memorial Room AV and Stage Lighting Replacement project. Seconded by Commissioner Mee.

Commissioner Kelly stated that we are rejecting the bids because we only have one bid.

Motion passed by voice vote.

3. Kelly Park Playground Replacement Project / Unitary Surfacing

Commissioner Vires moved to approve contract for the installation of playground safety surfacing base bid and alternate 1 from Perfect Turf in the amount of \$172,800.

Seconded by Commissioner Pecharich. No discussion

Motion passed by roll call vote.

Ayes: Kelly, Mee, Morrill, Pecharich, and Vires Frey

Nays: None

Abstain: None

Absent: Barrett

4. Backstop Replacement Projects / Atten, Graf and Hoffman Parks

Commissioner Kelly moved to table a contract with Arena Fence for a cost of \$267,555.00 plus a 10% contingency Seconded by Commissioner Mee.

Commissioner Kelly stated that there are some irregularities with the low bidder's submission and staff is consulting with legal counsel on it. A special meeting will be scheduled in the near future to award the project.

Motion passed voice vote.

5. Asphalt Replacement Projects / Lincoln Marsh, Hoffman and Northside Parks

Commissioner Kelly moved to approve a contract with Chadwick Contracting for an amount of \$195,000 plus a 10% contingency. Seconded by Commissioner Vires. No discussion.

Motion passed by roll call vote.

Ayes: Kelly, Mee, Morrill, Pecharich, and Vires Frey

Nays: None

Abstain: None

Absent: Barrett

6. Toohey Roof Replacement Project

Commissioner Pecharich moved to approve a contract with Top Roofing for \$47,500 plus a 10% contingency. Seconded by Commissioner Vires. No discussion.

Motion passed by roll call vote.

Ayes: Kelly, Mee, Morrill, Pecharich, and Vires Frey

Nays: None

Abstain: None

Absent: Barrett

7. City of Wheaton Gary Avenue Roadway Improvement Project

Commissioner Pecharich moved to approve the Temporary and Permanent Easement Agreements for Gary Avenue Roadway Improvement Project. Seconded by Commissioner Morrill.

Commissioner Kelly stated that these are zero cost easements to the district.

Motion passed by roll call vote.

Ayes: Kelly, Mee, Morrill, Pecharich, and Vires Frey

Nays: None

Abstain: None

Absent: Barrett

8. Chlorine Purchase for Northside Pool and Rice Waterpark

Commissioner Vires moved to approve 2022-04 A Resolution Ratifying and Approving the Emergency Expenditure of Funds Without Competitive Bidding for The Purchase of Sodium Hypochlorite and continue to use Hawkins, Inc. for supply of Sodium Hypochlorite. Seconded by Commissioner Pecharich. No discussion.

Motion passed by roll call vote.

Ayes: Kelly, Mee, Morrill, Pecharich, and Vires Frey

Nays: None

Abstain: None

Absent: Barrett

9. Cosley Zoo Deck Change Order

Commissioner Kelly moved to approve Red Feather Group's change order #1 in the amount of \$6,815. Seconded by Commissioner Morrill.

Motion carried by voice vote.

10. Picnic Table Replacement

Commissioner Mee moved to approve the quote from The Park and Facilities Catalog for an amount of \$23,770. Seconded by Commissioner Pecharich.

Commissioner Morrill asked if we will be getting these this season. Director of Parks & Planning Sperl stated that we will, and they will be scattered throughout the district.

Motion passed by voice vote.

11. Intergovernmental Agreement between the County of DuPage and the Wheaton Park District for Participation in the Local American Rescue Plan Act ("LARPA")

Commissioner Morrill moved to approve Resolution 2022-05 Seconded by Commissioner Vires

Commissioner Mee asked if this was the first time doing this. Executive Director Benard stated it was not. We completed an intergovernmental agreement last year due to COVID and received \$70,000. This time it was a competitive process, and we received all that we applied for which totaled \$40,000.

Motion passed by roll call vote.

Ayes: Kelly, Mee, Morrill, Pecharich, and Vires Frey

Nays: None

Abstain: None

Absent: Barrett

12. Resolution 2022-03

Commissioner Mee moved to approve Resolution 2022-03 Concerning the Release of Certain Closed Session Minutes. Seconded by Commissioner Morrill.

Motion passed by roll call vote.

Ayes: Kelly, Mee, Morrill, Pecharich, and Vires Frey

Nays: None

Abstain: None

Absent: Barrett

REPORTS FROM STAFF

Commissioner Mee thought that the Recreation annual report year in review was excellent. He commended staff for developing this page.

Commissioner Morrill thought it was a nice report and acknowledged that 2021 was another tough year and he commended staff on a job well done.

Commissioner Pecharich congratulated staff on the athletic tournaments that were held despite the rain.

Commissioner Mee stated that the new Parks Plus Fitness Center Manager Alex Diserio is doing a great job. Mee asked Director of Marketing Wilhelmi how the Memorial Park concert series was going. Wilhelmi provided an update. Staff will provide a recap report at the end of the season.

Commissioner Morrill was pleased that both pools were doing well. Morrill thanked staff for taking a few of the commissioners on the park tour. He congratulated staff on programming at Marian Park.

Commissioner Pecharich congratulated Executive Director Benard and his staff on being named the best park district by the Daily Herald Readers Poll. She stated she is proud to be a commissioner and associated with this district.

ADJOURNMENT

At 5:25 p.m., Commissioner Mee moved to adjourn the meeting. Commissioner Vires seconded. Motion passed by voice vote.

TO: Board of Commissioners

FROM: Carolyn Wilkin, Special Event Manager
Margie Wilhelmi, Director of Marketing



THROUGH: Michael Benard, Executive Director

RE: Approval to Issue Check to Wheaton Chamber of Commerce for event proceeds

DATE: September 1, 2022

SUMMARY:

Staff seeks board approval to issue a check to Wheaton Chamber of Commerce not to exceed \$22,262.42 based on finance department's final approval.

This check represents a 50% share of profit from 2022 Cream of Wheaton event and will be made payable to our partner in this event, the Wheaton Chamber of Commerce.

The Wheaton Chamber of Commerce mission is to promote business, enhance economic development, and serve as a catalyst for improving the quality of life in the community.

In this partnership, Wheaton Chamber is responsible for co-chairing the event, assisting in marketing and promotion of the event, aiding in recruiting and scheduling of all of the volunteers, and soliciting sponsorship dollars to help fund the event.

Cream of Wheaton	Total Event Profit	Partner Distribution	Share to Wheaton Chamber*
2022	\$91,224.84	\$45,612.42	\$22,262.42
2019	\$98,571.56	\$49,285.78	\$6,710.78

**less revenue collected by Wheaton Chamber of Commerce for Business Expo*

PREVIOUS COMMITTEE/BOARD ACTION: In 2019, the Wheaton Park District Board of Commissioners approved issuing a check to Wheaton Chamber of Commerce not to exceed \$6,710.78 as outlined in the chart above, for the proceeds from the 2019 Taste of Wheaton based on finance department's final approval. The Taste/Cream of Wheaton event did not take place in 2020 or 2021.

REVENUE OR FUNDING IMPLICATIONS:

Wheaton Park District will net \$45,612.42, which will cover staffing costs with remaining revenue staying within the 416 special event budget.

RECOMMENDATION:

Staff requests the Board of Commissioners' approval for the payment not to exceed \$22,262.42 to the Wheaton Chamber of Commerce.

TO: Board of Commissioners

FROM: Rob Sperl, Director of Parks and Planning

THROUGH: Michael Benard, Executive Director

RE: 2022 Tourism Grant Applications – Cosley Parking and Shakespeare

DATE: September 1, 2022



SUMMARY:

The department of Commerce and Economic Development have allocated \$15 million of federal funding for Tourism Attractions and Festivals. Individual grants are eligible from \$15,000 to \$500,000. Preference is given to applicants that are providing at least a 50% match.

We would like to submit two applications. The first would be for the Cosley Zoo Parking lot. This project is currently estimated at \$5 million. We have demonstrated visitors travel from across the country to visit Cosley Zoo.

The second application would be for the annual Shakespeare event. The annual costs for this event are approximately \$60,000. Applying for a 50% match would offset our contribution towards this.

PREVIOUS COMMITTEE/BOARD ACTION:

It has been previously requested that we obtain board approval prior to applying for any grants.

REVENUE OR FUNDING IMPLICATIONS:

These items are currently budgeted for. We have noted that grants or other outside funding are expected for the Cosley Parking Lot.

STAKEHOLDER PROCESS:

These grants have not been discussed with our partners at this point.

ATTACHMENTS:

None.

RECOMMENDATION:

It is recommended that the Wheaton Park District Board of Commissioner's approve the applications for the 2022 Tourism Attractions & Festivals Grant Program for Cosley Zoo Parking and the Shakespeare event.

TO: Board of Commissioners

FROM: Rob Sperl, Director of Parks and Planning

THROUGH: Michael Benard, Executive Director

RE: 2022 OSLAD Grant Application – Danada South

DATE: September 1, 2022



SUMMARY:

The State of Illinois has allocated \$56 million in 2022 for the OSLAD Grant program. This is the program that previously funded several park projects. Recently \$317,500 was awarded for the Briar Patch Park improvements project and \$400,000 for Memorial Park improvements. Grants of up to \$600,000 will be awarded, an increase from the previous maximum of \$400,000.

We have identified several projects at Danada South Park that would make an ideal application including the playground structure for school age children, ballfield drainage improvements, restrooms, and a shelter. Additionally, the utilities to the shelter, invasive species removals and natural area enhancements are being considered. Combined, this work is estimated to be just over one million dollars, of which OSLAD could match up to 50%.

PREVIOUS COMMITTEE/BOARD ACTION:

It has been previously requested that we obtain board approval prior to applying for any grants.

REVENUE OR FUNDING IMPLICATIONS:

Items noted above are contained in future years of the capital budget. Many are proposed for the next two years. Grant assistance would help to accelerate and expand the scope of these improvements. This is a reimbursement grant and there is a small application fee and award fee that we would allocate.

STAKEHOLDER PROCESS:

This park is owned by the Forest Preserve District of DuPage County and leased by the park district. We would need their approval to apply for the grant as well. It would also be necessary to communicate this work to the public for feedback.

ATTACHMENTS:

MC/DOC-3; Resolution of Authorization
Letter to DuPage County Forest Preserve
Danada South Master Plan

RECOMMENDATION:

It is recommended that the Wheaton Park District Board of Commissioner's approve Resolution 2022-07 for the 2022 OSLAD Grant program for Danada South Park Improvements.

Danada South 2023 OSLAD Grant Application		
Potential Projects for Consideration		
Playground for school age	\$500,000	2021 estimate adjusted for recent inflation
Shelter and restroom building	\$200,000	
Utilities	\$150,000	2021 prices to directional bore
Drainage for athletic fields	\$200,000	Study done in 2011 & inflated cost slightly
Native area restoration and landscape improvements	\$80,000	
Site furniture	\$15,000	
CPA Report Cost	\$5,000	
A/E Design Fees	\$50,000	For shelter, restroom & utilities (more if other projects are added)
Total	\$1,200,000	

Form OS/DOC-3 Resolution of Authorization

Applicant (Sponsor) Legal Name

Wheaton Park District

Project Title

Danada South Playground and Site Improvements

Resolution

The abovenamed Sponsor hereby certifies and acknowledges that it has the sufficient funds necessary (includes cash and value of donated land) to complete the pending OSLAD project within the timeframes specified herein for project execution, and that failure to adhere to the specified project timeframe or failure to proceed with the project because of insufficient funds or change in local recreation priorities is sufficient cause for project grant termination which will also result in the ineligibility of the local project sponsor for subsequent Illinois IDNR outdoor recreation grant assistance consideration in the next two (2) consecutive grant cycles following project termination.

Acquisition and Development Projects

It is understood that the project must be completed within the timeframe established. The OSLAD timeframe is two years as is specified in the project agreement. The Billing Certification Statement must be submitted within 45 days of the grant expiration date and the last reimbursement request must be submitted within one year of the grant expiration date. Failure to do so will result in the Project Sponsor forfeiting all project reimbursements and relieves IDNR from further payment obligations on the grant.

The Sponsor further acknowledges and certifies that it will comply with all terms, conditions and regulations of 1) the Open Space Lands Acquisition and Development (OSLAD) program (17 IL Adm. Code 3025); 2) the Illinois Grant Funds Recovery Act (30 ILCS 705); 3) the federal Uniform Relocation Assistance & Real Property Acquisition Policies Act of 1970 (P.L. 91-646) and/or the Illinois Displaced Persons Relocation Act (310 ILCS 40 et. seq.), as applicable; 4) the Illinois Human Rights Act (775 ILCS 5/1-101 et. seq.); 5) Title VI of the Civil Rights Act of 1964, (P.L. 83-352); 6) the Age Discrimination Act of 1975 (P.L. 94-135); 7) the Civil Rights Restoration Act of 1988, (P.L. 100-259); and 8) the Americans with Disabilities Act of 1990 (PL 101- 336); and will maintain the project area in an attractive and safe condition, keep the facilities open to the general public during reasonable hours consistent with the type of facility, cease any farming operations, and obtain from the Illinois DNR written approval for any change or conversion of approved outdoor recreation use of the project site prior to initiating such change or conversion; and for property acquired with OSLAD assistance, agree to place a covenant restriction on the project property deed at the time of recording that stipulates the property must be used, in perpetuity, for public outdoor recreation purposes in accordance with the OSLAD programs and cannot be sold or exchanged, in whole or part, to another party without approval from the Illinois DNR, and that development at the site will commence within 3 years.

BE IT FURTHER PROVIDED that the Sponsor certifies to the best of its knowledge that the information provided within the attached application is true and correct.

Resolution Adoption Date:	
Name:	
Attested by (Name) - Chief Executive Officer:	
Attested by (Title) - Chief Executive Officer:	
Attestation Date:	



create.
discover.
play.

**Board of
Commissioners**

Bob Frey

John Kelly

William Barrett

Terry A. Mee

Ray Morrill

Linda Pecharich

John Vires

Executive Director

Michael Benard
630.510.4945

Community Center

630.690.4880

Administration

102 E. Wesley Street
Wheaton, IL 60187



September 8, 2022

Karie Friling, Executive Director
Forest Preserve District of DuPage County
PO Box 5000
Wheaton, IL 60189

RE: OSLAD Grant Application for Danada South (Ordinance #19-045)

Dear Ms. Friling,

In 2008 the Wheaton Park District began leasing a portion of the property on the east side of Naperville Rd. that the FPDDC had acquired from Lucent Technologies. In 2019 the lease was updated to reflect revisions to our use of the property.

We would like to apply for an OSLAD grant through the IDNR to assist in implementing various items included in the existing master plan that has been a part of our lease. These include: the 5-12-year-old playground, a shelter and restroom building, utilities, site furniture, ballfield drainage improvements and native area restoration/landscape improvements (buckthorn removal). These are all improvements identified in the original lease exhibit (attached).

According to section 4.07 Grants of our agreement, we are to notify you in writing prior to applying for any grant. The deadline to apply for this grant is September 23.

Please let me know if you have any questions or concerns with the application for this grant.

Respectfully,

Michael Benard
Executive Director

Attach: First Amendment to Lease Agreement between The Forest Preserve District of DuPage County and the Wheaton Park District for the lease of a portion of the Lucent East Parcel



NOTES

- (2) BALL BOXES & (1) TRASH CAN TO BE LOCATED BEHIND EACH BACKSTOP
- (4) BLEACHERS TO BE PROVIDED WITH (1) ON EACH SIDE LINE ADJACENT TO PLAYERS BENCHES
- RESTROOM/STORAGE BUILDING WOULD BE PRECAST CONCRETE STYLE (INITIALLY WILL BE THE LOCATION OF PORTABLE TOILETS)
- SHELTER TO BE OPEN AIR STYLE WITH PICNIC TABLES LOCATED UNDERNEATH

LEGEND

- ✗ TREE REMOVAL (TYP)
- REMOVALS
- EASEMENTS
- FPDOC PARCEL
- SHORT TERM IMPROVEMENTS
- LONG TERM IMPROVEMENTS
- EXISTING PATH TO BE PRESERVED AND MAINTAINED
- ✱ EXISTING VITA COURSE TO BE PRESERVED AND MAINTAINED
- 80 PARKING SPACES PER AGREEMENT W/ NAVISTAR



WHEATON PARK DISTRICT

600 So. MAIN WHEATON IL 60107
(630) 665-4719

LUCENT PROPOSED IMPROVEMENTS EXHIBIT B

drawn by: SMH
date: 8/07
checked by:
date:
file name: proposed improvements
m:\01-par\023-mp denard smith

revised by: SMH
date: 1/08
revised by: SMH
date: 3/11
revised by:
date:

1

Sheet 1 of 1

TO: Board of Commissioners
FROM: Andy Bendy, Director of Special Facilities
Susan Wahlgren, Cosley Zoo Director
THROUGH: Michael Benard, Executive Director
DATE: September 9, 2022
RE: Zoo Vehicle Purchase



SUMMARY

Staff is seeking to add a small van to the zoo's modest fleet of vehicles. The van will primarily be used for the 200-250 off-site Zoo to You outreach programs that the zoo conducts each year. Two donors have provided funds for the specific purpose of acquiring the van.

DISCUSSION OF THE ISSUE

The zoo's primary vehicle is a Ford F250 Super Duty long bed, crew cab pickup truck. While this truck fulfills many needs such as pulling the livestock trailer and picking up twice weekly pallets of donated produce, it is too large to fit in the parking lot of many organizations where staff conducts programs. This necessitates employees using their own vehicles to transport animals.

Two zoo supporters have specifically requested that their donations be utilized to acquire a van for program use. One hundred percent of the funds needed are currently in the possession of the Cosley Foundation and will be transferred to the park district prior to the purchase of the vehicle.

PREVIOUS COMMITTEE/BOARD ACTION

In November 2021 the board approved the purchase of the van described below in the amount of \$29,730.60. Unfortunately, once approved, the van was no longer available for purchase due to limited inventory.

REVENUE AND FUNDING IMPLICATIONS

A quote for a 2023 van (identical to the 2022 quote) has been received from National Auto Fleet Group, who has a contract with Sourcewell. (Contract #120716-NAF). The quote is for a Ford Transit Connect Wagon XLT, at a price of \$35,486.86. A total of \$35,000 was donated by two supporters for the purchase of the van. While \$35,000 is covered by donations, the additional \$486.86 can be paid for through the zoos operating budget with funds received via another donor.

STAKEHOLDER PROCESS

Not applicable.

LEGAL REVIEW

Joint purchasing agreements were reviewed in 2013 and considered acceptable.

ATTACHMENTS

Quote (including sticker price), contract, and contract extension from National Auto Fleet Group are attached.

ALTERNATIVES

Bids can be sought and accepted but experience indicates that single bids will be received based on non-competition between dealers.

RECOMMENDATION

Staff recommends the purchase of the following vehicle through the state purchasing agreement via National Auto Fleet Group – Contract # 091521-NAF -- 2023 Ford Transit Connect Wagon XLT LWB \$35,486.86



National Auto Fleet Group

A Division of Chevrolet of Watsonville
490 Auto Center Drive, Watsonville, CA 95076
(855) 289-6572 • (831) 480-8497 Fax
Fleet@NationalAutoFleetGroup.com

9/1/2022

Quote ID: 21365

Order Cut Off Date: TBA

Ms Sue Wahlgren
Wheaton Parks
26 W 151 Butterfield Rd
Wheaton, Illinois, 60189
Dear Sue Wahlgren,

National Auto Fleet Group is pleased to quote the following vehicle(s) for your consideration.
One (1) New/Unused (2023 Ford Transit Connect Wagon (S9F) XLT LWB w/Rear Symmetrical Doors, Factory Order) and delivered to your specified location, each for

	One Unit (MSRP)	One Unit	Total % Savings	Total Savings
Contract Price	\$36,310.00	\$35,486.46	2.268 %	\$823.54
Factory Order		\$0.00		
Tax (0.0000 %)		\$0.00		
Tire fee		\$0.00		
Total		\$35,486.46		

- per the attached specifications.

This vehicle(s) is available under the **Sourcewell Contract 091521-NAF** . Please reference this Contract number on all purchase orders to National Auto Fleet Group. Payment terms are Net 20 days after receipt of vehicle.

Thank you in advance for your consideration. Should you have any questions, please do not hesitate to call.

Sincerely,

Jesse Cooper
Account Manager
Email: Fleet@NationalAutoFleetGroup.com
Office: (855) 289-6572
Fax: (831) 480-8497

Quoting Department
Account Manager
Fleet@NationalAutoFleetGroup.com
(855) 289-6572



GMC

Purchase Order Instructions & Resources

In order to finalize your purchase please submit this purchase packet to your governing body for a purchase order approval and submit your purchase order in the following way:

Email: Fleet@NationalAutoFleetGroup.com

Fax: (831) 480-8497

Mail: National Auto Fleet Group

490 Auto Center Drive

Watsonville, CA 95076

We will send a courtesy confirmation for your order and a W-9 if needed.

Additional Resources

Learn how to track your vehicle: www.NAFGETA.com

Use the upfitter of your choice: www.NAFGpartner.com

Vehicle Status: ETA@NationalAutoFleetGroup.com

General Inquiries: Fleet@NationalAutoFleetGroup.com

For general questions or assistance please contact our main office at:

1-855-289-6572

Vehicle Configuration Options

ENGINE	
Code	Description
992	ENGINE: 2.0L GDI I-4 GAS, -inc: auto start/stop technology and EcoMode (STD)
TRANSMISSION	
Code	Description
448	TRANSMISSION: 8-SPEED SELECTSHIFT AUTOMATIC, (STD)
PRIMARY PAINT	
Code	Description
Z2	FROZEN WHITE
PAINT SCHEME	
Code	Description
—	STANDARD PAINT
SEAT TYPE	
Code	Description
LK	PALAZZO GREY, LEATHER FRONT BUCKET SEATS, -inc: 6-way power driver seat (fore/aft and up/down power recline) w/manual lumbar and 4-way manual passenger seat (fore/aft and lever recline) w/manual lumbar (non-folding back), Leather Gearshift Knob
ADDITIONAL EQUIPMENT	
Code	Description
942	NON-CONFIGURABLE DAYTIME RUNNING LAMPS, -inc: Note: User-Configurable Daytime Running Lamps already standard on all versions
87D	3RD ROW REAR SEAT DELETE, -inc: Horizontal Cargo Net,
21M	2ND ROW 3-PASSENGER 60/40 BENCH SEAT
18P	REAR CARGO AREA VINYL FLOOR COVER, -inc: 3rd row
OPTION PACKAGE	
Code	Description
210A	ORDER CODE 210A

2023 Fleet/Non-Retail Ford Transit Connect Wagon XLT LWB w/Rear Symmetrical Doors

WINDOW STICKER

2023 Ford Transit Connect Wagon XLT LWB w/Rear Symmetrical Doors		
CODE	MODEL	MSRP
S9F	2023 Ford Transit Connect Wagon XLT LWB w/Rear Symmetrical Doors	\$34,975.00
	OPTIONS	
992	ENGINE: 2.0L GDI I-4 GAS, -inc: auto start/stop technology and EcoMode (STD)	\$0.00
448	TRANSMISSION: 8-SPEED SELECTSHIFT AUTOMATIC, (STD)	\$0.00
Z2	FROZEN WHITE	\$0.00
—	STANDARD PAINT	\$0.00
LK	PALAZZO GREY, LEATHER FRONT BUCKET SEATS, -inc: 6-way power driver seat (fore/aft and up/down power recline) w/manual lumbar and 4-way manual passenger seat (fore/aft and lever recline) w/manual lumbar (non-folding back), Leather Gearshift Knob	\$0.00
942	NON-CONFIGURABLE DAYTIME RUNNING LAMPS, -inc: Note: User-Configurable Daytime Running Lamps already standard on all versions	\$0.00
87D	3RD ROW REAR SEAT DELETE, -inc: Horizontal Cargo Net,	(\$155.00)
21M	2ND ROW 3-PASSENGER 60/40 BENCH SEAT	\$0.00
18P	REAR CARGO AREA VINYL FLOOR COVER, -inc: 3rd row	\$95.00
210A	ORDER CODE 210A	\$0.00
Please note selected options override standard equipment		
	SUBTOTAL	\$34,915.00
	Advert/ Adjustments	\$0.00
	Manufacturer Destination Charge	\$1,395.00
	TOTAL PRICE	\$36,310.00
Est City: 19 (2022) MPG Est Highway: 24 (2022) MPG Est Highway Cruising Range: 624.00 mi		

Any performance-related calculations are offered solely as guidelines. Actual unit performance will depend on your operating conditions.

TO: Board of Commissioners
FROM: Daniel Novak, Director of Athletics & Facilities
Adam Lewandowski, Superintendent of Athletic & Facilities
Matthew Wrobel, Athletic Manager
THROUGH: Michael Benard, Executive Director
RE: Approval of Payment exceeding \$10,000
DATE: September 14, 2022



SUMMARY:

Staff seeks board approval for payment to TPS Sports in the amounts of \$19,800, \$15,840, and \$19,800 for football helmets for the 2022 Rams Football Season.

The Athletic Department included football helmets on the Football Uniforms and Athletic Equipment bid that was opened on Tuesday, February 15 and approved at the March 16 board meeting. Riddell was the only vendor who bid on football helmets. After being awarded the bid Riddell informed us, they could not honor their bid submission as they were not producing any further helmets for the 2022 season.

After contacting various vendors that came back with the same response that due to supply chain issues, they were not producing helmets for the 2022 season, the Athletic Department was able to secure three price quotes from TPS Sports, Schutt Sports, and Xenith.

Staff originally ordered 50 Light Helmets from TPS Sports at the lowest cost of \$396 per helmet. Due to an unexpected surge in registrations, tackle football going from 190 participants in 2021 to over 280 participants in 2022, more helmets were needed, and 40 Light Helmets were ordered from TPS Sports. In July Riddell returned our reconditioned helmets from the 2021 season and there were a lot more rejected for safe use than anticipated. Due to this, and more last-minute registrations, 50 additional Light Helmets from TPS Sports were ordered of the lowest priced helmet.

REVENUE OR FUNDING IMPLICATIONS:

Funding for these additionally 140 Light Helmets will be paid for out of the Rams Football Operational Budget as well as the Rams Football \$5 fund balance. Price Quotes Listed Below:

Company	Price/Helmet
TPS Sports	\$396.00
Schutt Sports	\$430.00
Xenith	\$459.00

RECOMMENDATION:

Approval for Resolution 2022-06 a resolution ratifying and approving the emergency expenditure of funds without competitive bidding for the purchase of football helmets for the 2022 Rams football season.

**WHEATON PARK DISTRICT
RESOLUTION NO.2022-06**

**A RESOLUTION RATIFYING AND APPROVING THE EMERGENCY EXPENDITURE OF FUNDS
WITHOUT COMPETITIVE BIDDING FOR THE PURCHASE OF FOOTBALL HELMETS FOR THE 2022
RAMS FOOTBALL SEASON**

WHEREAS, the Wheaton Park District ("Park District") operates a youth tackle football program for Park District residents and the general public ("Rams Football Program"); and

WHEREAS, football helmets for use with the 2022 Rams Football Program were included in the Football Uniforms and Athletic Equipment bid that was opened February 15, 2022 and approved By the Park District's Board of Park Commissioners ("Park Board") on March 16, 2022; and

WHEREAS, the successful low bidder recently informed Park District staff that due to unexpected price increases and market instability caused by the ongoing COVID-19 pandemic and supply chain related issues, among other reasons, it would unable to honor its bid submission, including the delivery of football helmets for use with the 2022 Rams Football Program; and

WHEREAS, the Park District also recently learned that a larger than expected number of its reconditioned helmets from the 2021 football season were rejected due to safety concerns, and that a much higher than expected number of participants had registered for the 2022 Football Program; and

WHEREAS, due to the timing of the notification, there is insufficient time to follow the traditional bid process without jeopardizing the operation of the 2022 Football Program and the health and safety of the program participants; and

WHEREAS, the Illinois Park District Code (70 ILCS 1205/8-1(c)) authorizes the Park District to contract for an emergency expenditure without competitive bidding upon the approval of $\frac{3}{4}$ of the members of the Park District's Board of Park Commissioners ("Park Board"); and

WHEREAS, Park District staff solicited several quotes for the purchase and delivery of the necessary football helmets for the 2022 Football Program, and the Park District obtained a satisfactory quote from TPS Sports.

NOW, THEREFORE, IT IS HEREBY RESOLVED by the Board of Park Commissioners of the Wheaton Park District, DuPage County, Illinois as follows:

Section 1. The Park Board finds that all of the recitals contained in the preamble to this Resolution are true and correct and does hereby incorporate them in this Resolution by this reference as though fully set forth herein.

Section 2. The Park Board finds and declares that the timely acquisition and purchase of football helmets to ensure the uninterrupted operation of the Park District's 2022 Football Program and the health and safety of its program participants requires an emergency expenditure of funds excusing the competitive bidding requirements set forth in Section 8-1(c) of the Park District Code (70 ILCS 1205/8-1(c)).

Section 3. The Park Board hereby ratifies, authorizes, and approves the issuance of purchase orders to, and/or the negotiation and execution of contracts with, TPS Sports in the amounts of \$19,800, \$15,840, and \$19,800, respectively, for the purchase and delivery of all necessary football helmets for the 2022 Football Program:

Section 4. This Resolution shall be in full force and effect from and after its adoption as provided by law.

Adopted this 14th day of September 2022, by roll call vote of not less than $\frac{3}{4}$ of the members of the Park Board:

AYES:

NAYS:

ABSENT:

ABSTAIN:

President, Board of Park Commissioners

ATTEST:

Secretary, Board of Park Commissioners

STATE OF ILLINOIS)
) SS.
COUNTY OF DUPAGE)

SECRETARY'S CERTIFICATE

I, the undersigned, do hereby certify that I am the Secretary of the Board of Park Commissioners of the Wheaton Park District, DuPage County, Illinois, and as such official, I am keeper of the records, ordinances, resolutions, files, and seal of said Park District; and,

I HEREBY CERTIFY that the foregoing instrument is a true and correct copy of:

**A RESOLUTION RATIFYING AND APPROVING THE EMERGENCY EXPENDITURE OF FUNDS
WITHOUT COMPETITIVE BIDDING FOR THE PURCHASE OF FOOTBALL HELMETS FOR THE 2022
RAMS FOOTBALL SEASON**

adopted at a duly called Regular Meeting of the Board of Park Commissioners of the Wheaton Park District, held in the City of Wheaton City Council Chambers, 303 W. Wesley St., Wheaton, IL, in said District at 5:00 p.m. on the 14th day September 2022.

I FURTHER CERTIFY that the deliberations of the Board on the adoption of said resolution were conducted openly, that the vote on the adoption of said resolution was taken openly, that said meeting was called and held at a specified time and place convenient to the public, that notice of said meeting was duly given to all of the news media requesting such notice, that said meeting was called and held in strict compliance with the provisions of the Open Meetings Act of the State of Illinois, as amended, and with the provisions of the Park District Code of the State of Illinois, as amended, and that the Board has complied with all of the provisions of said Act and said Code and with all of the procedural rules of the Board.

IN WITNESS WHEREOF, I hereunto affix my official signature and the seal of the Wheaton Park District in said District this 14th day of September 2022.

Secretary
Board of Park Commissioners
Wheaton Park District

WHEATON PARK DISTRICT



Financial Overview

July, 2022



Financial Overview Table of Contents

Page #s	Statement Description
Board Requested	
<u>1</u>	WPD Summary
<u>2</u>	AGC Month and Year to Date Departmental Operating Summary
<u>3</u>	Cosley Zoo Analysis
<u>4</u>	Cash & Investments
<u>5</u>	Cash/Fund Balance Target Status Report
<u>6</u>	Investments Report
Balance Sheets	
<u>7</u>	General Fund Balance Sheets
<u>8</u>	Recreation Fund Balance Sheets
<u>9</u>	Cosley Zoo Fund Balance Sheets
<u>10</u>	Debt Service Fund Balance Sheets
<u>11</u>	Capital Projects Fund Balance Sheets
<u>12</u>	Arrowhead Golf Club Fund Balance Sheets
<u>13</u>	Information Technology Internal Service Fund Balance Sheets
<u>14</u>	Health Insurance Internal Service Fund Balance Sheets
Operating Statements Year To Date	
<u>15</u>	General Fund
<u>15</u>	Recreation Fund
<u>15</u>	Cosley Zoo Fund
<u>16</u>	Debt Service Fund
<u>16</u>	Capital Projects Fund
<u>16</u>	Arrowhead Golf Club Fund
<u>17</u>	Information Technology Internal Service Fund
<u>17</u>	Health Insurance Internal Service Fund
Operating Statements By Department Year To Date	
<u>18</u>	General Fund
<u>18 - 20</u>	Recreation Fund
<u>21 - 22</u>	Cosley Zoo Fund
<u>22 - 23</u>	Arrowhead Golf Club Fund
Special Areas Operating Statements	
<u>24</u>	Parks Plus Fitness Operating Summary
<u>25</u>	Central Athletic Complex Operating Summary
<u>26</u>	Special Events

WPD Summary

Page 1 of 26

Row Labels	Full Year Budget	Sum of CY Month	Sum of LY Month	Month Variance	% Month Variance	Sum of Curr YTD	Sum of LY YTD	YTD Variance	% YTD Variance
4-Revenues	\$41,134,239	\$2,160,336	\$2,820,591	(\$660,256)	-23.41%	\$21,168,537	\$17,256,835	\$3,911,701	22.67%
5-Expenses	(\$42,011,284)	(\$3,146,772)	(\$2,697,842)	(\$448,931)	-16.64%	(\$16,075,632)	(\$11,482,390)	(\$4,593,242)	-40.00%
Grand Total	(\$877,044)	(\$986,437)	\$122,750	(\$1,109,186)	-903.61%	\$5,092,905	\$5,774,446	(\$681,541)	-11.80%

Row Labels	Full Year Budget	Sum of CY Month	Sum of LY Month	Month Variance	% Month Variance	Sum of Curr YTD	Sum of LY YTD	YTD Variance	% YTD Variance
10-General									
4-Revenues	\$5,577,613	\$86,501	(\$263,735)	\$350,236	132.80%	\$3,137,980	\$2,954,549	\$183,431	6.21%
5-Expenses	(\$6,972,999)	(\$543,946)	(\$492,263)	(\$51,683)	-10.50%	(\$3,310,162)	(\$2,116,760)	(\$1,193,402)	-56.38%
10-General Total	(\$1,395,386)	(\$457,445)	(\$755,998)	\$298,554	39.49%	(\$172,182)	\$837,789	(\$1,009,971)	-120.55%
20-Recreation									
4-Revenues	\$10,288,514	\$841,200	\$379,174	\$462,026	121.85%	\$6,143,353	\$4,947,639	\$1,195,713	24.17%
5-Expenses	(\$11,308,465)	(\$1,268,000)	(\$983,058)	(\$284,942)	-28.99%	(\$5,668,507)	(\$3,708,805)	(\$1,959,702)	-52.84%
20-Recreation Total	(\$1,019,950)	(\$426,800)	(\$603,884)	\$177,084	29.32%	\$474,846	\$1,238,834	(\$763,989)	-61.67%
22-Cosley Zoo									
4-Revenues	\$1,737,199	\$86,639	\$8,843	\$77,796	879.75%	\$908,844	\$1,029,079	(\$120,235)	-11.68%
5-Expenses	(\$1,925,487)	(\$152,247)	(\$125,775)	(\$26,472)	-21.05%	(\$935,181)	(\$792,445)	(\$142,737)	-18.01%
22-Cosley Zoo Total	(\$188,289)	(\$65,608)	(\$116,933)	\$51,325	43.89%	(\$26,337)	\$236,634	(\$262,972)	-111.13%
30-Debt Service									
4-Revenues	\$4,239,756	\$1,395	\$1,079,234	(\$1,077,839)	-99.87%	\$2,172,715	\$2,158,485	\$14,229	0.66%
5-Expenses	(\$4,257,257)	\$0	\$0	\$0	0.00%	(\$167,797)	(\$209,103)	\$41,306	19.75%
30-Debt Service Total	(\$17,501)	\$1,395	\$1,079,234	(\$1,077,839)	-99.87%	\$2,004,918	\$1,949,383	\$55,536	2.85%
40-Capital Projects									
4-Revenues	\$7,325,704	\$79,031	\$77,465	\$1,566	2.02%	\$2,407,346	\$142,825	\$2,264,522	1585.52%
5-Expenses	(\$4,998,313)	(\$99,683)	(\$240,059)	\$140,375	58.48%	(\$576,492)	(\$498,970)	(\$77,522)	-15.54%
40-Capital Projects Total	\$2,327,391	(\$20,652)	(\$162,593)	\$141,941	87.30%	\$1,830,855	(\$356,145)	\$2,187,000	614.08%
60-Golf Fund									
4-Revenues	\$9,858,979	\$1,051,683	\$1,526,318	(\$474,635)	-31.10%	\$5,338,603	\$5,055,733	\$282,870	5.60%
5-Expenses	(\$10,439,722)	(\$807,485)	(\$730,139)	(\$77,346)	-10.59%	(\$4,205,218)	(\$3,190,143)	(\$1,015,074)	-31.82%
60-Golf Fund Total	(\$580,743)	\$244,197	\$796,178	(\$551,981)	-69.33%	\$1,133,386	\$1,865,590	(\$732,204)	-39.25%
70-Information Technology									
4-Revenues	\$491,276	\$0	\$0	\$0	0.00%	\$245,685	\$258,452	(\$12,768)	-4.94%
5-Expenses	(\$491,243)	(\$20,511)	(\$17,112)	(\$3,399)	-19.86%	(\$212,103)	(\$196,193)	(\$15,910)	-8.11%
70-Information Technology Total	\$33	(\$20,511)	(\$17,112)	(\$3,399)	-19.86%	\$33,582	\$62,259	(\$28,678)	-46.06%
75-Health Insurance									
4-Revenues	\$1,615,199	\$13,887	\$13,293	\$594	4.47%	\$814,011	\$710,072	\$103,939	14.64%
5-Expenses	(\$1,617,799)	(\$254,900)	(\$109,436)	(\$145,464)	-132.92%	(\$1,000,173)	(\$769,971)	(\$230,202)	-29.90%
75-Health Insurance Total	(\$2,600)	(\$241,014)	(\$96,143)	(\$144,871)	-150.68%	(\$186,162)	(\$59,899)	(\$126,263)	-210.79%
Grand Total	(\$877,044)	(\$986,437)	\$122,750	(\$1,109,186)	-903.61%	\$5,092,905	\$5,774,446	(\$681,541)	-11.80%

AGC Month & YTD Summary

Page 2 of 26

Row Labels	Full Year Budget	Sum of CY Month	Sum of LY Month	Month Variance	% Month Variance	Sum of Curr YTD	Sum of LY YTD	YTD Variance	% YTD Variance
60-Golf Fund									
000-Administration									
4-Revenues	\$1,333,929	\$1,156	\$436,764	(\$435,608)	-99.74%	\$676,120	\$879,853	(\$203,734)	-23.16%
5-Expenses	(\$2,678,112)	(\$102,719)	(\$127,730)	\$25,011	19.58%	(\$644,486)	(\$633,583)	(\$10,903)	-1.72%
000-Administration Total	(\$1,344,183)	(\$101,562)	\$309,034	(\$410,597)	-132.86%	\$31,634	\$246,271	(\$214,637)	-87.15%
101-Parks Maintenance									
5-Expenses	(\$30,949)	(\$2,296)	(\$2,201)	(\$96)	-4.35%	(\$15,886)	(\$20,490)	\$4,604	22.47%
101-Parks Maintenance Total	(\$30,949)	(\$2,296)	(\$2,201)	(\$96)	-4.35%	(\$15,886)	(\$20,490)	\$4,604	22.47%
601-Golf Maintenance									
4-Revenues	\$0	\$0	\$0	\$0	0.00%	\$51	\$160	(\$109)	-68.34%
5-Expenses	(\$1,261,450)	(\$115,013)	(\$116,799)	\$1,786	1.53%	(\$671,153)	(\$597,114)	(\$74,040)	-12.40%
601-Golf Maintenance Total	(\$1,261,450)	(\$115,013)	(\$116,799)	\$1,786	1.53%	(\$671,103)	(\$596,953)	(\$74,149)	-12.42%
611-Pro Shop/Golf Fees									
4-Revenues	\$2,562,250	\$491,176	\$439,327	\$51,849	11.80%	\$1,818,598	\$1,963,092	(\$144,494)	-7.36%
5-Expenses	(\$1,393,515)	(\$125,326)	(\$97,628)	(\$27,698)	-28.37%	(\$592,534)	(\$407,969)	(\$184,565)	-45.24%
611-Pro Shop/Golf Fees Total	\$1,168,735	\$365,850	\$341,699	\$24,151	7.07%	\$1,226,063	\$1,555,123	(\$329,059)	-21.16%
612-Food and Beverage									
4-Revenues	\$5,947,800	\$559,350	\$650,226	(\$90,876)	-13.98%	\$2,823,504	\$2,173,073	\$650,431	29.93%
5-Expenses	(\$5,065,013)	(\$462,050)	(\$385,763)	(\$76,288)	-19.78%	(\$2,279,031)	(\$1,529,395)	(\$749,636)	-49.02%
612-Food and Beverage Total	\$882,787	\$97,300	\$264,464	(\$167,164)	-63.21%	\$544,473	\$643,678	(\$99,205)	-15.41%
613-Cross Country Skiing									
4-Revenues	\$15,000	\$0	\$0	\$0	0.00%	\$20,331	\$39,555	(\$19,224)	-48.60%
5-Expenses	(\$10,683)	(\$81)	(\$19)	(\$62)	-325.00%	(\$2,128)	(\$1,593)	(\$535)	-33.56%
613-Cross Country Skiing Total	\$4,318	(\$81)	(\$19)	(\$62)	-325.00%	\$18,203	\$37,962	(\$19,759)	-52.05%
60-Golf Fund Total	(\$580,743)	\$244,197	\$796,178	(\$551,981)	-69.33%	\$1,133,386	\$1,865,590	(\$732,204)	-39.25%
Grand Total	(\$580,743)	\$244,197	\$796,178	(\$551,981)	-69.33%	\$1,133,386	\$1,865,590	(\$732,204)	-39.25%

Zoo Analysis

Page 3 of 26

Row Labels	Full Year Budget	Sum of CY Month	Sum of LY Month	Month Variance	% Month Variance	Sum of Curr YTD	Sum of LY YTD	YTD Variance	% YTD Variance
Cosley Zoo									
4-Revenues									
41-Taxes	\$1,015,271	\$7,739	(\$73,598)	\$81,337	110.52%	\$565,529	\$556,003	\$9,526	1.71%
42-Charges for Services	\$552,298	\$66,613	\$72,437	(\$5,824)	-8.04%	\$254,954	\$316,624	(\$61,670)	-19.48%
44-Rentals	\$55,500	\$4,786	\$3,767	\$1,019	27.04%	\$38,420	\$12,360	\$26,060	210.84%
45-Product Sales	\$900	\$25	\$0	\$25	0.00%	\$611	\$0	\$611	0.00%
46-Grants & Donations	\$112,230	\$7,085	\$6,189	\$896	14.48%	\$47,119	\$143,087	(\$95,968)	-67.07%
47-Misc. Income	\$0	\$0	\$0	\$0	0.00%	\$457	\$788	(\$330)	-41.93%
48-Interest Income	\$1,000	\$391	\$47	\$344	731.04%	\$1,752	\$217	\$1,536	707.78%
49-Transfers In	\$0								
4-Revenues Total	\$1,737,199	\$86,639	\$8,843	\$77,796	879.75%	\$908,844	\$1,029,079	(\$120,235)	-11.68%
5-Expenses									
51-Salaries & Wages	(\$1,097,829)	(\$126,263)	(\$106,665)	(\$19,598)	-18.37%	(\$570,036)	(\$532,578)	(\$37,457)	-7.03%
52-Contractual Services	(\$315,732)	(\$9,801)	(\$8,932)	(\$869)	-9.73%	(\$149,115)	(\$150,358)	\$1,243	0.83%
53-Supplies	(\$246,267)	(\$14,146)	(\$7,980)	(\$6,166)	-77.27%	(\$89,539)	(\$83,086)	(\$6,453)	-7.77%
54-Other Charges	(\$63,481)	(\$2,036)	(\$2,197)	\$161	7.32%	(\$25,402)	(\$23,690)	(\$1,713)	-7.23%
57-Capital	(\$2,178)	\$0	\$0	\$0	0.00%	(\$1,089)	(\$2,733)	\$1,644	60.15%
59-Transfers Out	(\$200,000)	\$0	\$0	\$0	0.00%	(\$100,000)	\$0	(\$100,000)	0.00%
5-Expenses Total	(\$1,925,487)	(\$152,247)	(\$125,775)	(\$26,472)	-21.05%	(\$935,181)	(\$792,445)	(\$142,737)	-18.01%
Cosley Zoo Total	(\$188,289)	(\$65,608)	(\$116,933)	\$51,325	43.89%	(\$26,337)	\$236,634	(\$262,972)	-111.13%
Foundation									
Concessions									
1-Concession Sales	\$70,000	\$9,883	\$9,135	\$749	8.20%	\$21,119	\$22,546	(\$1,427)	-6.33%
2-Concession COGS	(\$24,500)	(\$4,069)	(\$1,808)	(\$2,261)	-125.06%	(\$8,124)	(\$7,685)	(\$438)	-5.70%
3-Concession Supplies	(\$2,050)	(\$267)	(\$73)	(\$194)	-265.74%	(\$267)	(\$464)	\$198	42.66%
Concessions Total	\$43,450	\$5,547	\$7,254	(\$1,706)	-23.52%	\$12,729	\$14,396	(\$1,668)	-11.58%
Gift Shop									
1-Gift Shop Sales	\$150,000	\$27,049	\$29,108	(\$2,059)	-7.07%	\$98,330	\$113,071	(\$14,741)	-13.04%
2-Gift Shop COGS	(\$50,000)	(\$3,439)	(\$3,256)	(\$183)	-5.63%	(\$29,020)	(\$30,881)	\$1,861	6.03%
Gift Shop Total	\$100,000	\$23,609	\$25,852	(\$2,242)	-8.67%	\$69,311	\$82,190	(\$12,880)	-15.67%
Concession & Gift Shop									
4-Concession & Gift Shop Wages	(\$83,000)	(\$12,844)	(\$7,833)	(\$5,011)	-63.98%	(\$41,655)	(\$31,462)	(\$10,193)	-32.40%
Concession & Gift Shop Total	(\$83,000)	(\$12,844)	(\$7,833)	(\$5,011)	-63.98%	(\$41,655)	(\$31,462)	(\$10,193)	-32.40%
Foundation Total	\$60,450	\$16,313	\$25,273	(\$8,960)	-35.45%	\$40,384	\$65,124	(\$24,740)	-37.99%
Grand Total	(\$127,839)	(\$49,295)	(\$91,660)	\$42,364	46.22%	\$14,047	\$301,759	(\$287,712)	-95.34%

Cash & Investments

Description	Current		
	Month	Prior Month	Month, Prior Year
<i>Operating Funds</i>			
10-General	5,464,717	5,919,581	4,772,865
20-Recreation	9,138,131	9,752,101	7,349,408
21-Special Recreation	146,470	617,018	110,179
22-Cosley Zoo	1,508,899	1,575,672	1,361,875
23-Liability	383,050	417,191	456,071
24-Audit	11,395	14,851	9,621
25-FICA	514,770	592,665	482,690
26-IMRF	623,506	642,986	606,394
30-Debt Service	2,794,947	2,793,552	2,737,169
60-Golf Fund	5,385,042	5,175,119	4,683,534
70-Information Technology	52,800	73,311	81,478
75-Health Insurance	85,325	330,501	216,167
Total Operating Funds	26,109,053	27,904,547	22,867,450
<i>Capital Funds</i>			
40-Capital Projects	7,239,812	7,260,463	4,734,965
Total Capital Funds	7,239,812	7,260,463	4,734,965
Total District Funds	33,348,864	35,165,010	27,602,415

Fund Balance Target Analysis
July, 2022

	General 10	Recreation 20	Cosley 22	Insurance Liability 23	Audit 24	FICA 25	IMRF 26	Debt Service 30	Golf 60
Basis of Measurement:									
Budgeted expenditures less budget capital expenditures	3 to 4 months	> 2 months	3 to 6 month	3 to 6 month	3 to 6 month	3 to 6 month	3 to 6 month	Min. target is \$5K; Max. is budgeted expenditures	2 - 4 months
FY 2022 Budget Basis:									
Budgeted expenditures less budgeted capital expenditures	4,742,605	9,012,161	1,723,309	485,589	29,164	653,331	662,175	2,895,114	9,647,428
FY 2022 Targets									
Target Minimum	1,185,650	1,502,030	430,830	121,400	7,290	163,330	165,540	5,000	1,607,900
Target Maximum	2,371,300	3,004,050	861,650	242,790	14,580	326,670	331,090	2,895,114	3,215,810
Fund Balance as of July, 2022									
Fund Balance as of 12/31/2021	5,507,651	6,848,210	1,547,731	474,498	14,364	442,967	461,306		
Net Profit (Loss) YTD thru July, 2022	(172,182)	474,846	(26,337)	(91,448)	(2,969)	62,730	82,937		
Fund Balance as of July, 2022	5,335,469	7,323,056	1,521,393	383,050	11,395	505,697	544,243		
Cash & Investments 12/31/2021								798,728	4,272,602
Cash & Investments July, 2022								2,794,947	5,385,042
Analysis Results	Over Maximum Target by	Over Maximum Target by	Over Maximum Target by	Over Maximum Target by	Meets Target	Over Maximum Target by	Over Maximum Target by	Meets Target	Over Maximum Target by
Variances									
Amount over maximum or (under minimum)	2,964,169	4,319,006	659,743	140,260	-	179,027	213,153	-	2,169,232

All Funds

Investment Report

Description	Current Balance	Prior Month Balance	Prior Year Balance
1110-Certificates of Deposit			
10-General	2,500,000	2,500,000	998,300
20-Recreation	4,500,000	4,250,000	499,600
21-Special Recreation	0	250,000	0
22-Cosley Zoo	750,000	750,000	0
23-Liability	0	0	0
24-Audit	0	0	0
25-FICA	0	0	0
26-IMRF	0	0	0
30-Debt Service	1,000,000	1,000,000	0
40-Capital Projects	0	748,800	998,400
60-Golf Fund	250,000	250,000	499,200
75-Health Insurance	0	0	0
Total Certificates of Deposit	9,000,000	9,748,800	2,995,500
1120-Treasuries			
10-General	1,000,000	0	0
20-Recreation	1,999,531	0	0
23-Liability	0	0	0
24-Audit	0	0	0
30-Debt Service	0	0	0
40-Capital Projects	500,000	0	0
60-Golf Fund	500,000	0	0
Total Treasuries	3,999,531	0	0
1122-Agencies			
10-General	0	0	0
20-Recreation	0	0	0
23-Liability	0	0	0
24-Audit	0	0	0
30-Debt Service	0	0	0
40-Capital Projects	0	0	0
60-Golf Fund	0	0	0
Total Agencies	0	0	0
Total Investments	12,999,531	9,748,800	2,995,500

General Fund

Balance Sheet

Description	Current Balance	Prior Month Balance	Prior Year Balance
Assets			
10-Cash & Cash Equivalents	1,964,717	3,419,581	3,774,565
11-Investments	3,500,000	2,500,000	998,300
12-Receivables	4,956,655	4,952,369	4,798,443
13-Interfund Receivables	0	0	0
14-Inventory	3,660	3,695	3,851
16-Prepaid/Deposits/Escrows	0	0	0
Total Assets	10,425,033	10,875,645	9,575,159
Liabilities			
20-ST Payables	(15,761)	(17,208)	(1,804)
21-Payroll Payables	(83,342)	(59,881)	(68,841)
22-Accruals	(43,254)	(43,254)	(34,192)
23-Interfund Payables	0	0	0
24-Unearned Revenues	(4,894,134)	(4,909,064)	(4,795,220)
25-Deposits/Uncashed/Stale Dated	(3,905)	(4,155)	(8,216)
29-Deferred Inflows	(49,169)	(49,169)	0
Total Liabilities	(5,089,564)	(5,082,731)	(4,908,273)
30-Fund Balance	(5,335,469)	(5,792,914)	(4,666,886)
Liabilities and Fund Balance	(10,425,033)	(10,875,645)	(9,575,159)

Recreation Fund

Balance Sheet

Description	Current Balance	Prior Month Balance	Prior Year Balance
Assets			
10-Cash & Cash Equivalents	2,638,600	5,502,101	6,849,808
11-Investments	6,499,531	4,250,000	499,600
12-Receivables	5,391,374	5,464,841	5,016,649
13-Interfund Receivables	0	0	0
14-Inventory	0	0	0
16-Prepaid/Deposits/Escrows	0	(264)	0
Total Assets	14,529,505	15,216,678	12,366,057
Liabilities			
20-ST Payables	(404,959)	(406,975)	(373,362)
22-Accruals	(56,161)	(56,161)	(41,685)
24-Unearned Revenues	(6,686,658)	(6,945,340)	(5,898,452)
25-Deposits/Uncashed/Stale Dated	(58,672)	(58,347)	(7,650)
Total Liabilities	(7,206,450)	(7,466,823)	(6,321,148)
30-Fund Balance	(7,323,056)	(7,749,855)	(6,044,908)
Liabilities and Fund Balance	(14,529,505)	(15,216,678)	(12,366,057)

Zoo Fund

Balance Sheet

Description	Current Balance	Prior Month Balance	Prior Year Balance
Assets			
10-Cash & Cash Equivalents	758,899	825,672	1,361,875
11-Investments	750,000	750,000	0
12-Receivables	1,059,922	1,070,254	1,047,165
13-Interfund Receivables	0	0	0
14-Inventory	0	0	0
16-Prepaid/Deposits/Escrows	0	0	0
Total Assets	2,568,821	2,645,926	2,409,040
Liabilities			
20-ST Payables	(1,760)	(1,760)	(1,760)
22-Accruals	(18,075)	(18,075)	(13,553)
24-Unearned Revenues	(1,027,593)	(1,039,090)	(1,022,528)
Total Liabilities	(1,047,428)	(1,058,925)	(1,037,842)
30-Fund Balance	(1,521,393)	(1,587,001)	(1,371,198)
Liabilities and Fund Balance	(2,568,821)	(2,645,926)	(2,409,040)

Debt Service Fund

Balance Sheet

Description	Current Balance	Prior Month Balance	Prior Year Balance
Assets			
10-Cash & Cash Equivalents	1,794,947	1,793,552	2,737,169
11-Investments	1,000,000	1,000,000	0
12-Receivables	4,138,555	4,138,555	4,316,676
13-Interfund Receivables	0	0	0
14-Inventory	0	0	0
15-Other Receivables	0	0	0
16-Prepaid/Deposits/Escrows	0	0	0
17-Other Assets	0	0	0
19-Capital Assets	0	0	0
Total Assets	6,933,502	6,932,107	7,053,845
Liabilities			
20-ST Payables	(1,853,088)	(1,853,088)	(1,816,782)
21-Payroll Payables	0	0	0
22-Accruals	0	0	0
23-Interfund Payables	0	0	0
24-Unearned Revenues	(4,138,555)	(4,138,555)	(4,316,676)
25-Escheats and Facility Deposits	0	0	0
26-Long Term-Debt	0	0	0
27-LT Vacation Accruals	0	0	0
Total Liabilities	(5,991,643)	(5,991,643)	(6,133,458)
30-Fund Balance	(941,859)	(940,464)	(920,387)
Liabilities and Fund Balance	(6,933,502)	(6,932,107)	(7,053,845)

Capital Projects Fund

Balance Sheet

Description	Current Balance	Prior Month Balance	Prior Year Balance
Assets			
10-Cash & Cash Equivalents	6,739,812	6,511,663	3,736,565
11-Investments	500,000	748,800	998,400
12-Receivables	1,014	1,014	263,402
13-Interfund Receivables	0	0	0
14-Inventory	0	0	0
15-Other Receivables	0	0	0
16-Prepaid/Deposits/Escrows	0	0	0
17-Other Assets	0	0	0
19-Capital Assets	0	0	0
Total Assets	7,240,826	7,261,478	4,998,367
Liabilities			
20-ST Payables	0	0	0
21-Payroll Payables	0	0	0
22-Accruals	(2,987)	(2,987)	(2,471)
23-Interfund Payables	0	0	0
24-Unearned Revenues	0	0	(100,005)
25-Escheats and Facility Deposits	0	0	0
26-Long Term-Debt	0	0	0
27-LT Vacation Accruals	0	0	0
Total Liabilities	(2,987)	(2,987)	(102,476)
30-Fund Balance	(7,237,839)	(7,258,491)	(4,895,891)
Liabilities and Fund Balance	(7,240,826)	(7,261,478)	(4,998,367)

Arrowhead Golf Club Fund

Balance Sheet

Description	Current Balance	Prior Month Balance	Prior Year Balance
Assets			
10-Cash & Cash Equivalents	4,635,042	4,925,119	4,184,334
11-Investments	750,000	250,000	499,200
12-Receivables	1,405,577	1,388,019	1,816,118
13-Interfund Receivables	0	0	0
14-Inventory	131,600	133,213	122,036
15-Other Receivables	23,000	23,000	23,000
16-Prepaid/Deposits/Escrows	39,600	34,740	1,572
17-Other Assets	15,010	15,010	20,184
19-Capital Assets	17,040,146	17,040,146	17,514,903
Total Assets	24,039,974	23,809,247	24,181,347
Liabilities			
20-ST Payables	(1,373,065)	(1,397,249)	(1,785,479)
21-Payroll Payables	0	0	(1,052)
22-Accruals	(112,784)	(112,784)	(68,413)
23-Interfund Payables	0	0	0
24-Unearned Revenues	0	0	(67)
25-Deposits/Uncashed/Stale Dated	(458,149)	(447,435)	(524,510)
26-Long-Term Debt	132,268	132,268	(1,024,340)
27-LT Vacation Accruals	(58,644)	(58,644)	(62,882)
29-Deferred Inflows	(196,366)	(196,366)	(239,047)
Total Liabilities	(2,066,741)	(2,080,211)	(3,705,789)
30-Fund Balance	(21,973,233)	(21,729,036)	(20,475,558)
Liabilities and Fund Balance	(24,039,974)	(23,809,247)	(24,181,347)

Information Technology

Balance Sheet

Description	Current Balance	Prior Month Balance	Prior Year Balance
Assets			
10-Cash & Cash Equivalents	52,800	73,311	81,478
11-Investments	0	0	0
12-Receivables	0	0	0
13-Interfund Receivables	0	0	0
14-Inventory	0	0	0
15-Other Receivables	0	0	0
16-Prepaid/Deposits/Escrows	0	0	0
17-Other Assets	0	0	0
19-Capital Assets	6,170	6,170	8,638
Total Assets	58,970	79,481	90,116
Liabilities			
20-ST Payables	0	0	0
21-Payroll Payables	0	0	0
22-Accruals	0	0	0
23-Interfund Payables	0	0	0
24-Unearned Revenues	0	0	0
25-Escheats and Facility Deposits	0	0	0
26-Long Term-Debt	0	0	0
27-LT Vacation Accruals	0	0	0
Total Liabilities	0	0	0
30-Fund Balance	(58,970)	(79,481)	(90,116)
Liabilities and Fund Balance	(58,970)	(79,481)	(90,116)

Health Insurance Fund

Balance Sheet

Description	Current Balance	Prior Month Balance	Prior Year Balance
Assets			
10-Cash & Cash Equivalents	85,325	330,501	216,167
11-Investments	0	0	0
12-Receivables	4,478	2,373	2,933
13-Interfund Receivables	0	0	0
14-Inventory	0	0	0
15-Other Receivables	0	0	0
16-Prepaid/Deposits/Escrows	0	0	0
17-Other Assets	0	0	0
19-Capital Assets	0	0	0
Total Assets	89,803	332,873	219,100
Liabilities			
20-ST Payables	0	0	0
21-Payroll Payables	1,471	(585)	(1,562)
22-Accruals	0	0	0
23-Interfund Payables	0	0	0
24-Unearned Revenues	0	0	0
25-Escheats and Facility Deposits	0	0	0
26-Long Term-Debt	0	0	0
27-LT Vacation Accruals	0	0	0
Total Liabilities	1,471	(585)	(1,562)
30-Fund Balance	(91,275)	(332,288)	(217,538)
Liabilities and Fund Balance	(89,803)	(332,873)	(219,100)

Row Labels	Full Year Budget	Sum of CY Month	Sum of LY Month	Month Variance	% Month Variance	Sum of Curr YTD	Sum of LY YTD	YTD Variance	% YTD Variance
10-General									
4-Revenues									
41-Taxes	\$4,865,228	\$37,032	(\$344,378)	\$381,409	110.75%	\$2,705,951	\$2,601,647	\$104,303	4.01%
42-Charges for Services	\$387,235	\$39,780	\$64,748	(\$24,968)	-38.56%	\$220,315	\$165,245	\$55,070	33.33%
43-Debt Proceeds	\$0								
44-Rentals	\$59,250	\$1,014	\$1,122	(\$108)	-9.63%	\$55,513	\$52,830	\$2,683	5.08%
45-Product Sales	\$89,400	\$5,106	\$13,300	(\$8,193)	-61.60%	\$15,408	\$32,804	(\$17,396)	-53.03%
46-Grants & Donations	\$165,250	\$758	\$600	\$158	26.39%	\$125,667	\$95,113	\$30,554	32.12%
47-Misc. Income	\$6,250	\$175	\$662	(\$487)	-73.61%	\$4,414	\$5,675	(\$1,262)	-22.23%
48-Interest Income	\$5,000	\$2,636	\$210	\$2,426	1155.21%	\$10,713	\$1,234	\$9,479	768.12%
49-Transfers In	\$0								
4-Revenues Total	\$5,577,613	\$86,501	(\$263,735)	\$350,236	132.80%	\$3,137,980	\$2,954,549	\$183,431	6.21%
5-Expenses									
51-Salaries & Wages	(\$2,619,923)	(\$346,117)	(\$291,128)	(\$54,988)	-18.89%	(\$1,334,182)	(\$1,255,777)	(\$78,404)	-6.24%
52-Contractual Services	(\$1,391,016)	(\$107,635)	(\$97,628)	(\$10,006)	-10.25%	(\$620,537)	(\$533,048)	(\$87,489)	-16.41%
53-Supplies	(\$524,984)	(\$51,649)	(\$35,612)	(\$16,037)	-45.03%	(\$239,203)	(\$207,969)	(\$31,234)	-15.02%
54-Other Charges	(\$206,682)	(\$38,545)	(\$4,404)	(\$34,141)	-775.23%	(\$91,177)	(\$48,278)	(\$42,899)	-88.86%
57-Capital	(\$217,894)	\$0	(\$63,490)	\$63,490	100.00%	(\$18,814)	(\$71,688)	\$52,874	73.76%
59-Transfers Out	(\$2,012,500)	\$0	\$0	\$0	0.00%	(\$1,006,250)	\$0	(\$1,006,250)	0.00%
5-Expenses Total	(\$6,972,999)	(\$543,946)	(\$492,263)	(\$51,683)	-10.50%	(\$3,310,162)	(\$2,116,760)	(\$1,193,402)	-56.38%
10-General Total	(\$1,395,386)	(\$457,445)	(\$755,998)	\$298,554	39.49%	(\$172,182)	\$837,789	(\$1,009,971)	-120.55%
20-Recreation									
4-Revenues									
41-Taxes	\$4,814,336	\$36,640	(\$340,688)	\$377,328	110.75%	\$2,677,316	\$2,573,778	\$103,538	4.02%
42-Charges for Services	\$4,937,184	\$741,125	\$646,010	\$95,115	14.72%	\$3,159,937	\$2,194,582	\$965,355	43.99%
44-Rentals	\$233,716	\$22,579	\$17,449	\$5,130	29.40%	\$105,955	\$75,431	\$30,524	40.47%
45-Product Sales	\$170,338	\$35,870	\$54,160	(\$18,290)	-33.77%	\$160,687	\$83,219	\$77,468	93.09%
46-Grants & Donations	\$16,300	\$7	(\$551)	\$558	101.18%	\$5,410	\$154	\$5,257	3413.46%
47-Misc. Income	\$20,641	\$1,658	\$2,550	(\$892)	-34.97%	\$18,056	\$19,606	(\$1,551)	-7.91%
48-Interest Income	\$6,000	\$3,322	\$244	\$3,077	1261.18%	\$15,992	\$870	\$15,122	1738.16%
49-Transfers In	\$90,000								
4-Revenues Total	\$10,288,514	\$841,200	\$379,174	\$462,026	121.85%	\$6,143,353	\$4,947,639	\$1,195,713	24.17%
5-Expenses									
51-Salaries & Wages	(\$4,634,285)	(\$835,798)	(\$732,476)	(\$103,322)	-14.11%	(\$2,556,407)	(\$2,189,594)	(\$366,813)	-16.75%
52-Contractual Services	(\$3,116,504)	(\$248,866)	(\$193,211)	(\$55,654)	-28.80%	(\$1,357,976)	(\$1,176,607)	(\$181,369)	-15.41%
53-Supplies	(\$1,017,331)	(\$158,298)	(\$48,616)	(\$109,682)	-225.61%	(\$488,749)	(\$256,609)	(\$232,141)	-90.46%
54-Other Charges	(\$244,041)	(\$25,038)	(\$8,754)	(\$16,284)	-186.02%	(\$108,462)	(\$74,943)	(\$33,520)	-44.73%
57-Capital	(\$21,303)	\$0	\$0	\$0	0.00%	(\$19,412)	(\$11,053)	(\$8,359)	-75.62%
59-Transfers Out	(\$2,275,000)	\$0	\$0	\$0	0.00%	(\$1,137,500)	\$0	(\$1,137,500)	0.00%
5-Expenses Total	(\$11,308,465)	(\$1,268,000)	(\$983,058)	(\$284,942)	-28.99%	(\$5,668,507)	(\$3,708,805)	(\$1,959,702)	-52.84%
20-Recreation Total	(\$1,019,950)	(\$426,800)	(\$603,884)	\$177,084	29.32%	\$474,846	\$1,238,834	(\$763,989)	-61.67%
22-Cosley Zoo									
4-Revenues									
41-Taxes	\$1,015,271	\$7,739	(\$73,598)	\$81,337	110.52%	\$565,529	\$556,003	\$9,526	1.71%
42-Charges for Services	\$552,298	\$66,613	\$72,437	(\$5,824)	-8.04%	\$254,954	\$316,624	(\$61,670)	-19.48%
44-Rentals	\$55,500	\$4,786	\$3,767	\$1,019	27.04%	\$38,420	\$12,360	\$26,060	210.84%
45-Product Sales	\$900	\$25	\$0	\$25	0.00%	\$611	\$0	\$611	0.00%
46-Grants & Donations	\$112,230	\$7,085	\$6,189	\$896	14.48%	\$47,119	\$143,087	(\$95,968)	-67.07%
47-Misc. Income	\$0	\$0	\$0	\$0	0.00%	\$457	\$788	(\$330)	-41.93%
48-Interest Income	\$1,000	\$391	\$47	\$344	731.04%	\$1,752	\$217	\$1,536	707.78%
49-Transfers In	\$0								
4-Revenues Total	\$1,737,199	\$86,639	\$8,843	\$77,796	879.75%	\$908,844	\$1,029,079	(\$120,235)	-11.68%
5-Expenses									
51-Salaries & Wages	(\$1,097,829)	(\$126,263)	(\$106,665)	(\$19,598)	-18.37%	(\$570,036)	(\$532,578)	(\$37,457)	-7.03%
52-Contractual Services	(\$315,732)	(\$9,801)	(\$8,932)	(\$869)	-9.73%	(\$149,115)	(\$150,358)	\$1,243	0.83%
53-Supplies	(\$246,267)	(\$14,146)	(\$7,980)	(\$6,166)	-77.27%	(\$89,539)	(\$83,086)	(\$6,453)	-7.77%
54-Other Charges	(\$63,481)	(\$2,036)	(\$2,197)	\$161	7.32%	(\$25,402)	(\$23,690)	(\$1,713)	-7.23%
57-Capital	(\$2,178)	\$0	\$0	\$0	0.00%	(\$1,089)	(\$2,733)	\$1,644	60.15%

Operating Statements for the Major and Internal Service Funds

Page 16 of 26

Row Labels	Full Year Budget	Sum of CY Month	Sum of LY Month	Month Variance	% Month Variance	Sum of Curr YTD	Sum of LY YTD	YTD Variance	% YTD Variance
59-Transfers Out	(\$200,000)	\$0	\$0	\$0	0.00%	(\$100,000)	\$0	(\$100,000)	0.00%
5-Expenses Total	(\$1,925,487)	(\$152,247)	(\$125,775)	(\$26,472)	-21.05%	(\$935,181)	(\$792,445)	(\$142,737)	-18.01%
22-Cosley Zoo Total	(\$188,289)	(\$65,608)	(\$116,933)	\$51,325	43.89%	(\$26,337)	\$236,634	(\$262,972)	-111.13%
30-Debt Service									
4-Revenues									
41-Taxes	\$4,138,556	\$0	\$1,079,169	(\$1,079,169)	-100.00%	\$2,069,278	\$2,158,338	(\$89,060)	-4.13%
43-Debt Proceeds	\$0								
46-Grants & Donations	\$0								
47-Misc. Income	\$0	\$0	\$0	\$0	0.00%	\$0	\$0	\$0	0.00%
48-Interest Income	\$1,000	\$1,395	\$65	\$1,330	2045.88%	\$3,237	\$147	\$3,090	2101.97%
49-Transfers In	\$100,200	\$0	\$0	\$0	0.00%	\$100,200	\$0	\$100,200	0.00%
4-Revenues Total	\$4,239,756	\$1,395	\$1,079,234	(\$1,077,839)	-99.87%	\$2,172,715	\$2,158,485	\$14,229	0.66%
5-Expenses									
52-Contractual Services	(\$2,895,114)	\$0	\$0	\$0	0.00%	(\$167,797)	(\$209,103)	\$41,306	19.75%
54-Other Charges	\$0								
57-Capital	\$0								
59-Transfers Out	(\$1,362,143)	\$0	\$0	\$0	0.00%	\$0	\$0	\$0	0.00%
5-Expenses Total	(\$4,257,257)	\$0	\$0	\$0	0.00%	(\$167,797)	(\$209,103)	\$41,306	19.75%
30-Debt Service Total	(\$17,501)	\$1,395	\$1,079,234	(\$1,077,839)	-99.87%	\$2,004,918	\$1,949,383	\$55,536	2.85%
40-Capital Projects									
4-Revenues									
41-Taxes	\$0								
42-Charges for Services	\$0								
43-Debt Proceeds	\$0								
44-Rentals	\$42,885	\$0	\$0	\$0	0.00%	\$32,024	\$32,024	\$0	0.00%
45-Product Sales	\$12,800	\$1,000	\$2,400	(\$1,400)	-58.33%	\$16,493	\$22,400	(\$5,907)	-26.37%
46-Grants & Donations	\$1,364,000	\$75,000	\$75,000	\$0	0.00%	\$83,000	\$87,000	(\$4,000)	-4.60%
47-Misc. Income	\$376	\$0	\$0	\$0	0.00%	\$147	\$278	(\$131)	-47.08%
48-Interest Income	\$6,000	\$3,031	\$65	\$2,966	4562.65%	\$6,932	\$1,123	\$5,810	517.34%
49-Transfers In	\$5,899,643	\$0	\$0	\$0	0.00%	\$2,268,750	\$0	\$2,268,750	0.00%
4-Revenues Total	\$7,325,704	\$79,031	\$77,465	\$1,566	2.02%	\$2,407,346	\$142,825	\$2,264,522	1585.52%
5-Expenses									
51-Salaries & Wages	(\$185,267)	(\$19,836)	(\$19,512)	(\$324)	-1.66%	(\$99,662)	(\$98,524)	(\$1,138)	-1.15%
52-Contractual Services	(\$296,629)	(\$6,030)	(\$7,506)	\$1,476	19.67%	(\$55,155)	(\$60,263)	\$5,108	8.48%
53-Supplies	(\$443,987)	(\$17,561)	(\$35,376)	\$17,815	50.36%	(\$44,354)	(\$72,988)	\$28,633	39.23%
54-Other Charges	(\$13,300)	(\$1,381)	(\$32)	(\$1,349)	-4215.97%	(\$5,497)	(\$2,800)	(\$2,697)	-96.32%
57-Capital	(\$3,958,929)	(\$54,876)	(\$177,633)	\$122,758	69.11%	(\$271,623)	(\$264,395)	(\$7,228)	-2.73%
59-Transfers Out	(\$100,200)	\$0	\$0	\$0	0.00%	(\$100,200)	\$0	(\$100,200)	0.00%
5-Expenses Total	(\$4,998,313)	(\$99,683)	(\$240,059)	\$140,375	58.48%	(\$576,492)	(\$498,970)	(\$77,522)	-15.54%
40-Capital Projects Total	\$2,327,391	(\$20,652)	(\$162,593)	\$141,941	87.30%	\$1,830,855	(\$356,145)	\$2,187,000	614.08%
60-Golf Fund									
4-Revenues									
41-Taxes	\$1,325,929	\$0	\$436,460	(\$436,460)	-100.00%	\$662,965	\$872,920	(\$209,955)	-24.05%
42-Charges for Services	\$2,319,000	\$399,835	\$365,841	\$33,994	9.29%	\$1,669,341	\$1,662,863	\$6,478	0.39%
44-Rentals	\$440,050	\$101,965	\$100,371	\$1,594	1.59%	\$283,699	\$332,638	(\$48,939)	-14.71%
45-Product Sales	\$5,727,000	\$545,555	\$621,466	(\$75,911)	-12.21%	\$2,693,827	\$2,116,927	\$576,900	27.25%
46-Grants & Donations	\$0	\$0	\$0	\$0	0.00%	\$2,435	\$0	\$2,435	0.00%
47-Misc. Income	\$43,000	\$3,396	\$2,137	\$1,259	58.92%	\$23,571	\$69,370	(\$45,800)	-66.02%
48-Interest Income	\$4,000	\$931	\$43	\$888	2065.23%	\$2,765	\$1,015	\$1,749	172.36%
49-Transfers In	\$0								
4-Revenues Total	\$9,858,979	\$1,051,683	\$1,526,318	(\$474,635)	-31.10%	\$5,338,603	\$5,055,733	\$282,870	5.60%
5-Expenses									
51-Salaries & Wages	(\$3,975,866)	(\$488,142)	(\$397,545)	(\$90,597)	-22.79%	(\$1,963,296)	(\$1,517,251)	(\$446,045)	-29.40%
52-Contractual Services	(\$3,039,409)	(\$114,432)	(\$108,909)	(\$5,524)	-5.07%	(\$830,733)	(\$697,605)	(\$133,128)	-19.08%
53-Supplies	(\$2,355,403)	(\$187,121)	(\$211,085)	\$23,964	11.35%	(\$1,075,418)	(\$806,466)	(\$268,953)	-33.35%
54-Other Charges	(\$276,749)	(\$17,251)	(\$12,601)	(\$4,650)	-36.90%	(\$117,097)	(\$80,017)	(\$37,080)	-46.34%
57-Capital	(\$742,294)	(\$539)	\$0	(\$539)	0.00%	(\$193,673)	(\$88,805)	(\$104,868)	-118.09%
59-Transfers Out	(\$50,000)	\$0	\$0	\$0	0.00%	(\$25,000)	\$0	(\$25,000)	0.00%

Row Labels	Full Year Budget	Sum of CY Month	Sum of LY Month	Month Variance	% Month Variance	Sum of Curr YTD	Sum of LY YTD	YTD Variance	% YTD Variance
5-Expenses Total	(\$10,439,722)	(\$807,485)	(\$730,139)	(\$77,346)	-10.59%	(\$4,205,218)	(\$3,190,143)	(\$1,015,074)	-31.82%
60-Golf Fund Total	(\$580,743)	\$244,197	\$796,178	(\$551,981)	-69.33%	\$1,133,386	\$1,865,590	(\$732,204)	-39.25%
70-Information Technology									
4-Revenues									
42-Charges for Services	\$491,243	\$0	\$0	\$0	0.00%	\$245,621	\$258,420	(\$12,798)	-4.95%
43-Debt Proceeds	\$0								
47-Misc. Income	\$33	\$0	\$0	\$0	0.00%	\$63	\$33	\$30	92.21%
48-Interest Income	\$0								
49-Transfers In	\$0								
4-Revenues Total	\$491,276	\$0	\$0	\$0	0.00%	\$245,685	\$258,452	(\$12,768)	-4.94%
5-Expenses									
52-Contractual Services	(\$407,043)	(\$20,511)	(\$17,086)	(\$3,425)	-20.05%	(\$210,324)	(\$173,910)	(\$36,414)	-20.94%
53-Supplies	(\$63,700)	\$0	(\$26)	\$26	99.96%	(\$1,779)	(\$22,283)	\$20,504	92.02%
57-Capital	(\$20,500)	\$0	\$0	\$0	0.00%	\$0	\$0	\$0	0.00%
5-Expenses Total	(\$491,243)	(\$20,511)	(\$17,112)	(\$3,399)	-19.86%	(\$212,103)	(\$196,193)	(\$15,910)	-8.11%
70-Information Technology Total	\$33	(\$20,511)	(\$17,112)	(\$3,399)	-19.86%	\$33,582	\$62,259	(\$28,678)	-46.06%
75-Health Insurance									
4-Revenues									
42-Charges for Services	\$1,494,821	\$0	\$0	\$0	0.00%	\$744,300	\$645,151	\$99,149	15.37%
47-Misc. Income	\$120,177	\$13,887	\$13,293	\$594	4.47%	\$69,711	\$64,921	\$4,789	7.38%
48-Interest Income	\$200	\$0	\$0	\$0	0.00%	\$0	\$0	\$0	0.00%
49-Transfers In	\$0								
4-Revenues Total	\$1,615,199	\$13,887	\$13,293	\$594	4.47%	\$814,011	\$710,072	\$103,939	14.64%
5-Expenses									
52-Contractual Services	(\$1,617,799)	(\$254,900)	(\$109,436)	(\$145,464)	-132.92%	(\$1,000,173)	(\$769,971)	(\$230,202)	-29.90%
5-Expenses Total	(\$1,617,799)	(\$254,900)	(\$109,436)	(\$145,464)	-132.92%	(\$1,000,173)	(\$769,971)	(\$230,202)	-29.90%
75-Health Insurance Total	(\$2,600)	(\$241,014)	(\$96,143)	(\$144,871)	-150.68%	(\$186,162)	(\$59,899)	(\$126,263)	-210.79%
Grand Total	(\$877,044)	(\$986,437)	\$122,750	(\$1,109,186)	-903.61%	\$5,092,905	\$5,774,446	(\$681,541)	-11.80%

Row Labels	Full Year Budget	Sum of CY Month	Sum of LY Month	Month Variance	% Month Variance	Sum of Curr YTD	Sum of LY YTD	YTD Variance	% YTD Variance
10-General									
000-Administration									
4-Revenues									
41-Taxes	\$2,432,614	\$18,516	(\$172,189)	\$190,705	110.75%	\$1,352,975	\$1,300,824	\$52,152	4.01%
42-Charges for Services	\$339,835	\$25,346	\$52,831	(\$27,485)	-52.02%	\$183,394	\$145,202	\$38,192	26.30%
43-Debt Proceeds	\$0								
44-Rentals	\$50,000	\$0	\$0	\$0	0.00%	\$50,000	\$50,000	\$0	0.00%
45-Product Sales	\$88,250	\$5,015	\$13,216	(\$8,201)	-62.05%	\$14,529	\$32,556	(\$18,026)	-55.37%
46-Grants & Donations	\$2,000	\$0	\$0	\$0	0.00%	\$0	\$0	\$0	0.00%
47-Misc. Income	\$1,250	\$14	\$25	(\$11)	-45.28%	\$1,114	\$823	\$291	35.36%
48-Interest Income	\$5,000	\$2,636	\$210	\$2,426	1155.21%	\$10,713	\$1,234	\$9,479	768.12%
49-Transfers In	\$0								
4-Revenues Total	\$2,918,949	\$51,527	(\$105,906)	\$157,433	148.65%	\$1,612,725	\$1,530,639	\$82,087	5.36%
5-Expenses									
51-Salaries & Wages	(\$762,597)	(\$92,048)	(\$84,680)	(\$7,368)	-8.70%	(\$411,888)	(\$389,286)	(\$22,601)	-5.81%
52-Contractual Services	(\$648,545)	(\$88,687)	(\$74,635)	(\$14,052)	-18.83%	(\$297,733)	(\$270,416)	(\$27,317)	-10.10%
53-Supplies	(\$142,861)	(\$21,630)	(\$7,726)	(\$13,904)	-179.97%	(\$67,003)	(\$49,683)	(\$17,321)	-34.86%
54-Other Charges	(\$184,537)	(\$38,162)	(\$4,278)	(\$33,885)	-792.06%	(\$86,228)	(\$44,880)	(\$41,348)	-92.13%
57-Capital	(\$3,203)	\$0	\$0	\$0	0.00%	(\$1,602)	(\$4,555)	\$2,953	64.83%
59-Transfers Out	(\$2,012,500)	\$0	\$0	\$0	0.00%	(\$1,006,250)	\$0	(\$1,006,250)	0.00%
5-Expenses Total	(\$3,754,243)	(\$240,528)	(\$171,319)	(\$69,209)	-40.40%	(\$1,870,704)	(\$758,820)	(\$1,111,884)	-146.53%
000-Administration Total	(\$835,294)	(\$189,000)	(\$277,224)	\$88,224	31.82%	(\$257,978)	\$771,819	(\$1,029,797)	-133.42%
101-Parks Maintenance									
4-Revenues									
41-Taxes	\$2,432,614	\$18,516	(\$172,189)	\$190,705	110.75%	\$1,352,975	\$1,300,824	\$52,152	4.01%
42-Charges for Services	\$5,000	\$0	\$2,473	(\$2,473)	-99.99%	\$0	\$3,131	(\$3,131)	-99.99%
46-Grants & Donations	\$0	\$0	\$0	\$0	0.00%	\$11,174	\$0	\$11,174	0.00%
47-Misc. Income	\$5,000	\$161	\$246	(\$85)	-34.55%	\$3,300	\$4,462	(\$1,162)	-26.04%
49-Transfers In	\$0								
4-Revenues Total	\$2,442,614	\$18,677	(\$169,470)	\$188,147	111.02%	\$1,367,449	\$1,308,416	\$59,033	4.51%
5-Expenses									
51-Salaries & Wages	(\$1,738,513)	(\$239,808)	(\$194,705)	(\$45,103)	-23.16%	(\$857,320)	(\$810,975)	(\$46,345)	-5.71%
52-Contractual Services	(\$658,739)	(\$8,702)	(\$16,589)	\$7,887	47.54%	(\$281,418)	(\$232,855)	(\$48,563)	-20.86%
53-Supplies	(\$367,709)	(\$29,831)	(\$27,520)	(\$2,311)	-8.40%	(\$165,594)	(\$155,534)	(\$10,060)	-6.47%
54-Other Charges	(\$15,050)	\$0	(\$126)	\$126	100.16%	(\$3,648)	(\$2,683)	(\$965)	-35.95%
57-Capital	(\$213,922)	\$0	(\$63,490)	\$63,490	100.00%	(\$16,828)	(\$66,223)	\$49,394	74.59%
59-Transfers Out	\$0								
5-Expenses Total	(\$2,993,933)	(\$278,341)	(\$302,430)	\$24,089	7.97%	(\$1,324,808)	(\$1,268,270)	(\$56,539)	-4.46%
101-Parks Maintenance Total	(\$551,319)	(\$259,664)	(\$471,900)	\$212,236	44.97%	\$42,641	\$40,146	\$2,494	6.21%
430-Historical Museum									
4-Revenues									
42-Charges for Services	\$42,400	\$14,434	\$9,444	\$4,990	52.83%	\$36,921	\$16,912	\$20,009	118.31%
44-Rentals	\$9,250	\$1,014	\$1,122	(\$108)	-9.63%	\$5,513	\$2,830	\$2,683	94.81%
45-Product Sales	\$1,150	\$91	\$83	\$8	9.30%	\$878	\$248	\$630	254.00%
46-Grants & Donations	\$163,250	\$758	\$600	\$158	26.39%	\$114,494	\$95,113	\$19,380	20.38%
47-Misc. Income	\$0	\$0	\$391	(\$391)	-100.00%	\$0	\$391	(\$391)	-100.00%
4-Revenues Total	\$216,050	\$16,297	\$11,640	\$4,657	40.00%	\$157,806	\$115,495	\$42,312	36.63%
5-Expenses									
51-Salaries & Wages	(\$118,813)	(\$14,260)	(\$11,743)	(\$2,517)	-21.43%	(\$64,974)	(\$55,516)	(\$9,458)	-17.04%
52-Contractual Services	(\$83,732)	(\$10,246)	(\$6,405)	(\$3,841)	-59.98%	(\$41,385)	(\$29,776)	(\$11,609)	-38.99%
53-Supplies	(\$14,414)	(\$188)	(\$367)	\$178	48.59%	(\$6,606)	(\$2,752)	(\$3,853)	-140.02%
54-Other Charges	(\$7,095)	(\$383)	\$0	(\$383)	0.00%	(\$1,301)	(\$715)	(\$586)	-81.99%
57-Capital	(\$769)	\$0	\$0	\$0	0.00%	(\$384)	(\$911)	\$527	57.80%
5-Expenses Total	(\$224,822)	(\$25,078)	(\$18,515)	(\$6,563)	-35.45%	(\$114,650)	(\$89,671)	(\$24,980)	-27.86%
430-Historical Museum Total	(\$8,772)	(\$8,781)	(\$6,874)	(\$1,907)	-27.74%	\$43,156	\$25,824	\$17,332	67.12%
10-General Total	(\$1,395,386)	(\$457,445)	(\$755,998)	\$298,554	39.49%	(\$172,182)	\$837,789	(\$1,009,971)	-120.55%
20-Recreation									
000-Administration									
4-Revenues									
41-Taxes	\$4,814,336	\$36,640	(\$340,688)	\$377,328	110.75%	\$2,677,316	\$2,573,778	\$103,538	4.02%
42-Charges for Services	\$126,140	\$53,312	\$800	\$52,512	6564.04%	\$135,662	\$24,650	\$111,012	450.35%
44-Rentals	\$46,680	\$13,490	\$11,100	\$2,390	21.53%	\$20,721	\$14,206	\$6,515	45.86%

Page 19 of 26

Row Labels	Full Year Budget	Sum of CY Month	Sum of LY Month	Month Variance	% Month Variance	Sum of Curr YTD	Sum of LY YTD	YTD Variance	% YTD Variance
45-Product Sales	\$50,838	(\$4,367)	\$0	(\$4,367)	0.00%	\$54,715	\$0	\$54,715	0.00%
46-Grants & Donations	\$16,300	\$7	(\$551)	\$558	101.18%	\$5,410	\$139	\$5,272	3792.61%
47-Misc. Income	\$3,641	\$1,658	\$2,550	(\$892)	-34.97%	\$6,006	\$4,831	\$1,174	24.31%
48-Interest Income	\$6,000	\$3,322	\$244	\$3,077	1261.18%	\$15,992	\$870	\$15,122	1738.16%
49-Transfers In	\$0								
4-Revenues Total	\$5,063,934	\$104,062	(\$326,545)	\$430,607	131.87%	\$2,915,822	\$2,618,474	\$297,349	11.36%
5-Expenses									
51-Salaries & Wages	(\$1,341,292)	(\$145,522)	(\$128,489)	(\$17,033)	-13.26%	(\$725,296)	(\$659,788)	(\$65,508)	-9.93%
52-Contractual Services	(\$761,831)	(\$61,286)	(\$38,816)	(\$22,471)	-57.89%	(\$388,257)	(\$272,768)	(\$115,489)	-42.34%
53-Supplies	(\$167,710)	(\$23,711)	(\$517)	(\$23,194)	-4486.30%	(\$91,227)	(\$11,072)	(\$80,155)	-723.94%
54-Other Charges	(\$134,287)	(\$2,363)	(\$7,037)	\$4,674	66.43%	(\$49,472)	(\$39,894)	(\$9,577)	-24.01%
57-Capital	(\$3,716)	\$0	\$0	\$0	0.00%	(\$1,858)	(\$4,555)	\$2,697	59.21%
59-Transfers Out	(\$2,275,000)	\$0	\$0	\$0	0.00%	(\$1,137,500)	\$0	(\$1,137,500)	0.00%
5-Expenses Total	(\$4,683,835)	(\$232,882)	(\$174,859)	(\$58,023)	-33.18%	(\$2,393,609)	(\$988,077)	(\$1,405,532)	-142.25%
000-Administration Total	\$380,099	(\$128,820)	(\$501,403)	\$372,584	74.31%	\$522,213	\$1,630,396	(\$1,108,183)	-67.97%
101-Parks Maintenance									
4-Revenues									
42-Charges for Services	\$0								
44-Rentals	\$12,261	\$2,465	\$2,060	\$405	19.66%	\$9,885	\$7,321	\$2,564	35.02%
45-Product Sales	\$0	\$0	\$0	\$0	0.00%	\$0	\$0	\$0	0.00%
47-Misc. Income	\$0	\$0	\$0	\$0	0.00%	\$5	\$0	\$5	0.00%
4-Revenues Total	\$12,261	\$2,465	\$2,060	\$405	19.66%	\$9,890	\$7,321	\$2,569	35.09%
5-Expenses									
51-Salaries & Wages	(\$852,470)	(\$84,539)	(\$82,306)	(\$2,232)	-2.71%	(\$459,606)	(\$432,863)	(\$26,743)	-6.18%
52-Contractual Services	(\$358,217)	(\$2,488)	(\$21,561)	\$19,073	88.46%	(\$108,725)	(\$124,443)	\$15,719	12.63%
53-Supplies	(\$273,926)	(\$26,803)	(\$21,707)	(\$5,096)	-23.47%	(\$129,910)	(\$93,959)	(\$35,951)	-38.26%
57-Capital	(\$14,128)	\$0	\$0	\$0	0.00%	(\$15,824)	(\$182)	(\$15,642)	-8594.43%
5-Expenses Total	(\$1,498,742)	(\$113,829)	(\$125,574)	\$11,745	9.35%	(\$714,064)	(\$651,447)	(\$62,617)	-9.61%
101-Parks Maintenance Total	(\$1,486,481)	(\$111,364)	(\$123,514)	\$12,150	9.84%	(\$704,174)	(\$644,126)	(\$60,048)	-9.32%
220-Recreation Programs									
4-Revenues									
42-Charges for Services	\$3,031,344	\$388,167	\$362,292	\$25,875	7.14%	\$1,784,686	\$1,160,116	\$624,570	53.84%
44-Rentals	\$85,000	\$530	\$527	\$3	0.57%	\$41,849	\$32,411	\$9,438	29.12%
45-Product Sales	\$10,800	\$35	\$371	(\$336)	-90.66%	\$7,888	\$4,240	\$3,648	86.04%
46-Grants & Donations	\$0	\$0	\$0	\$0	0.00%	\$0	\$15	(\$15)	-100.00%
47-Misc. Income	\$0								
4-Revenues Total	\$3,127,144	\$388,731	\$363,190	\$25,542	7.03%	\$1,834,423	\$1,196,782	\$637,641	53.28%
5-Expenses									
51-Salaries & Wages	(\$1,153,548)	(\$210,987)	(\$167,229)	(\$43,758)	-26.17%	(\$602,710)	(\$445,786)	(\$156,924)	-35.20%
52-Contractual Services	(\$1,128,614)	(\$120,735)	(\$49,324)	(\$71,411)	-144.78%	(\$509,335)	(\$394,073)	(\$115,263)	-29.25%
53-Supplies	(\$156,895)	(\$23,211)	(\$3,797)	(\$19,414)	-511.30%	(\$69,243)	(\$20,619)	(\$48,624)	-235.82%
54-Other Charges	(\$1,400)	\$0	(\$37)	\$37	100.00%	(\$56)	(\$37)	(\$19)	-50.68%
57-Capital	(\$641)	\$0	\$0	\$0	0.00%	(\$320)	(\$1,731)	\$1,411	81.49%
5-Expenses Total	(\$2,441,098)	(\$354,933)	(\$220,387)	(\$134,546)	-61.05%	(\$1,181,664)	(\$862,245)	(\$319,419)	-37.04%
220-Recreation Programs Total	\$686,047	\$33,799	\$142,803	(\$109,004)	-76.33%	\$652,759	\$334,537	\$318,222	95.12%
221-Athletics									
4-Revenues									
42-Charges for Services	\$445,800	\$46,125	\$26,421	\$19,704	74.58%	\$273,750	\$255,532	\$18,218	7.13%
45-Product Sales	\$14,000	\$300	\$4,814	(\$4,514)	-93.76%	\$1,486	\$4,842	(\$3,356)	-69.30%
47-Misc. Income	\$0								
49-Transfers In	\$90,000								
4-Revenues Total	\$549,800	\$46,425	\$31,234	\$15,191	48.63%	\$275,236	\$260,373	\$14,863	5.71%
5-Expenses									
51-Salaries & Wages	(\$59,745)	(\$8,698)	(\$5,174)	(\$3,524)	-68.11%	(\$21,439)	(\$17,137)	(\$4,302)	-25.10%
52-Contractual Services	(\$152,111)	(\$11,336)	(\$16,441)	\$5,105	31.05%	(\$62,169)	(\$53,343)	(\$8,826)	-16.55%
53-Supplies	(\$232,680)	(\$57,180)	(\$10,275)	(\$46,905)	-456.50%	(\$119,763)	(\$67,924)	(\$51,839)	-76.32%
54-Other Charges	(\$66,916)	(\$22,138)	(\$1,120)	(\$21,018)	-1876.61%	(\$45,889)	(\$16,775)	(\$29,114)	-173.55%
57-Capital	\$0								
59-Transfers Out	\$0								
5-Expenses Total	(\$511,451)	(\$99,352)	(\$33,009)	(\$66,342)	-200.98%	(\$249,260)	(\$155,179)	(\$94,081)	-60.63%
221-Athletics Total	\$38,349	(\$52,927)	(\$1,775)	(\$51,152)	-2881.79%	\$25,975	\$105,194	(\$79,218)	-75.31%
222-Pools									

Row Labels	Full Year Budget	Sum of CY Month	Sum of LY Month	Month Variance	% Month Variance	Sum of Curr YTD	Sum of LY YTD	YTD Variance	% YTD Variance
4-Revenues									
42-Charges for Services	\$777,000	\$210,879	\$223,153	(\$12,274)	-5.50%	\$724,463	\$589,456	\$135,007	22.90%
44-Rentals	\$20,100	\$3,700	\$1,300	\$2,400	184.62%	\$10,548	\$6,740	\$3,808	56.49%
45-Product Sales	\$92,000	\$38,940	\$49,027	(\$10,087)	-20.57%	\$93,969	\$73,618	\$20,351	27.64%
46-Grants & Donations	\$0								
47-Misc. Income	\$16,500	\$0	\$0	\$0	0.00%	\$12,045	\$14,775	(\$2,730)	-18.48%
4-Revenues Total	\$905,600	\$253,519	\$273,480	(\$19,961)	-7.30%	\$841,025	\$684,589	\$156,436	22.85%
5-Expenses									
51-Salaries & Wages	(\$589,901)	(\$319,819)	(\$287,092)	(\$32,727)	-11.40%	(\$432,689)	(\$360,364)	(\$72,325)	-20.07%
52-Contractual Services	(\$293,846)	(\$30,626)	(\$42,271)	\$11,644	27.55%	(\$116,146)	(\$135,923)	\$19,777	14.55%
53-Supplies	(\$79,436)	(\$23,306)	(\$11,648)	(\$11,658)	-100.08%	(\$55,890)	(\$47,732)	(\$8,158)	-17.09%
54-Other Charges	(\$22,000)	(\$39)	(\$174)	\$135	77.60%	(\$10,917)	(\$15,728)	\$4,811	30.59%
57-Capital	(\$769)	\$0	\$0	\$0	0.00%	(\$384)	(\$1,093)	\$709	64.85%
59-Transfers Out	\$0								
5-Expenses Total	(\$985,952)	(\$373,791)	(\$341,185)	(\$32,606)	-9.56%	(\$616,026)	(\$560,840)	(\$55,186)	-9.84%
222-Pools Total	(\$80,352)	(\$120,272)	(\$67,705)	(\$52,567)	-77.64%	\$224,999	\$123,749	\$101,250	81.82%
224-Recreation Facilities									
4-Revenues									
42-Charges for Services	\$1,900	\$139	\$265	(\$126)	-47.46%	\$1,051	\$1,254	(\$202)	-16.12%
44-Rentals	\$67,425	\$2,075	\$2,118	(\$42)	-1.99%	\$22,179	\$13,140	\$9,039	68.79%
45-Product Sales	\$1,000	\$451	(\$334)	\$785	235.02%	\$1,352	(\$460)	\$1,812	393.93%
47-Misc. Income	\$0	\$0	\$0	\$0	0.00%	\$0	\$0	\$0	0.00%
4-Revenues Total	\$70,325	\$2,665	\$2,048	\$617	30.12%	\$24,582	\$13,933	\$10,648	76.43%
5-Expenses									
51-Salaries & Wages	(\$188,905)	(\$21,070)	(\$18,834)	(\$2,235)	-11.87%	(\$102,891)	(\$83,971)	(\$18,920)	-22.53%
52-Contractual Services	(\$350,294)	(\$21,448)	(\$23,548)	\$2,100	8.92%	(\$145,497)	(\$156,348)	\$10,852	6.94%
53-Supplies	(\$33,727)	(\$1,445)	(\$424)	(\$1,022)	-241.00%	(\$10,200)	(\$4,230)	(\$5,970)	-141.14%
54-Other Charges	(\$8,189)	(\$66)	(\$295)	\$229	77.68%	(\$568)	(\$686)	\$118	17.18%
57-Capital	(\$1,281)	\$0	\$0	\$0	0.00%	(\$641)	(\$1,822)	\$1,181	64.84%
59-Transfers Out	\$0								
5-Expenses Total	(\$582,397)	(\$44,029)	(\$43,101)	(\$928)	-2.15%	(\$259,797)	(\$247,057)	(\$12,740)	-5.16%
224-Recreation Facilities Total	(\$512,072)	(\$41,364)	(\$41,053)	(\$311)	-0.76%	(\$235,215)	(\$233,123)	(\$2,091)	-0.90%
350-Special Facilities									
4-Revenues									
42-Charges for Services	\$555,000	\$42,503	\$33,080	\$9,423	28.49%	\$240,324	\$163,575	\$76,749	46.92%
44-Rentals	\$2,250	\$319	\$345	(\$26)	-7.44%	\$774	\$1,613	(\$839)	-52.03%
45-Product Sales	\$1,700	\$511	\$282	\$229	81.04%	\$1,277	\$979	\$298	30.40%
46-Grants & Donations	\$0								
47-Misc. Income	\$500								
4-Revenues Total	\$559,450	\$43,333	\$33,707	\$9,626	28.56%	\$242,375	\$166,167	\$76,208	45.86%
5-Expenses									
51-Salaries & Wages	(\$448,424)	(\$45,165)	(\$43,353)	(\$1,812)	-4.18%	(\$211,777)	(\$189,686)	(\$22,091)	-11.65%
52-Contractual Services	(\$71,590)	(\$947)	(\$1,251)	\$305	24.36%	(\$27,848)	(\$39,709)	\$11,861	29.87%
53-Supplies	(\$72,957)	(\$2,641)	(\$248)	(\$2,393)	-965.11%	(\$12,516)	(\$11,072)	(\$1,445)	-13.05%
54-Other Charges	(\$11,250)	(\$432)	(\$91)	(\$342)	-375.62%	(\$1,562)	(\$1,822)	\$261	14.32%
57-Capital	(\$769)	\$0	\$0	\$0	0.00%	(\$384)	(\$1,670)	\$1,286	76.99%
59-Transfers Out	\$0								
5-Expenses Total	(\$604,990)	(\$49,185)	(\$44,942)	(\$4,242)	-9.44%	(\$254,087)	(\$243,959)	(\$10,128)	-4.15%
350-Special Facilities Total	(\$45,540)	(\$5,852)	(\$11,236)	\$5,384	47.91%	(\$11,712)	(\$77,792)	\$66,080	84.94%
20-Recreation Total	(\$1,019,950)	(\$426,800)	(\$603,884)	\$177,084	29.32%	\$474,846	\$1,238,834	(\$763,989)	-61.67%
22-Cosley Zoo									
000-Administration									
4-Revenues									
41-Taxes	\$1,015,271	\$7,739	(\$73,598)	\$81,337	110.52%	\$565,529	\$556,003	\$9,526	1.71%
42-Charges for Services	\$0								
44-Rentals	\$0								
45-Product Sales	\$0								
46-Grants & Donations	\$0								
47-Misc. Income	\$0	\$0	\$0	\$0	0.00%	\$0	\$509	(\$509)	-100.05%
48-Interest Income	\$1,000	\$391	\$47	\$344	731.04%	\$1,752	\$217	\$1,536	707.78%
49-Transfers In	\$0								
4-Revenues Total	\$1,016,271	\$8,130	(\$73,550)	\$81,681	111.05%	\$567,282	\$556,729	\$10,553	1.90%

Page 21 of 26

Row Labels	Full Year Budget	Sum of CY Month	Sum of LY Month	Month Variance	% Month Variance	Sum of Curr YTD	Sum of LY YTD	YTD Variance	% YTD Variance
5-Expenses									
51-Salaries & Wages	(\$71,062)	(\$7,846)	(\$8,085)	\$239	2.96%	(\$39,591)	(\$40,530)	\$939	2.32%
52-Contractual Services	(\$13,592)	(\$992)	(\$634)	(\$358)	-56.40%	(\$7,490)	(\$5,526)	(\$1,964)	-35.55%
53-Supplies	\$0								
54-Other Charges	(\$100)	\$0	\$0	\$0	0.00%	\$0	\$0	\$0	0.00%
57-Capital	\$0								
59-Transfers Out	(\$100,000)	\$0	\$0	\$0	0.00%	(\$50,000)	\$0	(\$50,000)	0.00%
5-Expenses Total	(\$184,753)	(\$8,838)	(\$8,719)	(\$118)	-1.36%	(\$97,081)	(\$46,056)	(\$51,025)	-110.79%
000-Administration Total	\$831,518	(\$708)	(\$82,270)	\$81,562	99.14%	\$470,201	\$510,673	(\$40,472)	-7.93%
101-Parks Maintenance									
4-Revenues									
47-Misc. Income	\$0								
4-Revenues Total	\$0								
5-Expenses									
51-Salaries & Wages	(\$53,767)	(\$6,015)	(\$5,749)	(\$266)	-4.63%	(\$30,831)	(\$30,472)	(\$359)	-1.18%
52-Contractual Services	(\$6,039)	\$0	\$0	\$0	0.00%	(\$3,020)	(\$2,914)	(\$106)	-3.63%
53-Supplies	\$0								
57-Capital	\$0								
5-Expenses Total	(\$59,806)	(\$6,015)	(\$5,749)	(\$266)	-4.63%	(\$33,851)	(\$33,386)	(\$465)	-1.39%
101-Parks Maintenance Total	(\$59,806)	(\$6,015)	(\$5,749)	(\$266)	-4.63%	(\$33,851)	(\$33,386)	(\$465)	-1.39%
220-Recreation Programs									
4-Revenues									
42-Charges for Services	\$177,298	\$16,624	\$19,412	(\$2,788)	-14.36%	\$63,388	\$56,217	\$7,171	12.76%
45-Product Sales	\$900	\$25	\$0	\$25	0.00%	\$611	\$0	\$611	0.00%
46-Grants & Donations	\$730	\$0	\$0	\$0	0.00%	\$195	\$0	\$195	0.00%
4-Revenues Total	\$178,928	\$16,649	\$19,412	(\$2,763)	-14.23%	\$64,194	\$56,217	\$7,977	14.19%
5-Expenses									
51-Salaries & Wages	\$0								
52-Contractual Services	(\$2,000)	\$0	\$0	\$0	0.00%	\$0	\$0	\$0	0.00%
53-Supplies	(\$15,649)	(\$1,018)	(\$223)	(\$795)	-356.39%	(\$5,366)	(\$1,166)	(\$4,200)	-360.17%
57-Capital	\$0								
5-Expenses Total	(\$17,649)	(\$1,018)	(\$223)	(\$795)	-356.39%	(\$5,366)	(\$1,166)	(\$4,200)	-360.17%
220-Recreation Programs Total	\$161,279	\$15,631	\$19,189	(\$3,558)	-18.54%	\$58,828	\$55,051	\$3,777	6.86%
350-Special Facilities									
5-Expenses									
51-Salaries & Wages	(\$69,603)	(\$8,650)	(\$7,344)	(\$1,307)	-17.79%	(\$40,685)	(\$36,943)	(\$3,742)	-10.13%
52-Contractual Services	(\$10,089)	\$0	\$0	\$0	0.00%	(\$5,045)	(\$6,693)	\$1,648	24.62%
53-Supplies	\$0								
54-Other Charges	(\$12,000)	(\$52)	(\$210)	\$158	75.20%	(\$1,512)	(\$2,206)	\$694	31.46%
57-Capital	\$0								
5-Expenses Total	(\$91,692)	(\$8,702)	(\$7,554)	(\$1,149)	-15.20%	(\$47,242)	(\$45,842)	(\$1,400)	-3.05%
350-Special Facilities Total	(\$91,692)	(\$8,702)	(\$7,554)	(\$1,149)	-15.20%	(\$47,242)	(\$45,842)	(\$1,400)	-3.05%
501-Cosley Zoo Operations									
4-Revenues									
42-Charges for Services	\$375,000	\$49,989	\$53,025	(\$3,036)	-5.73%	\$191,566	\$260,407	(\$68,841)	-26.44%
44-Rentals	\$55,500	\$4,786	\$3,767	\$1,019	27.04%	\$38,420	\$12,360	\$26,060	210.84%
45-Product Sales	\$0								
46-Grants & Donations	\$111,500	\$7,085	\$6,189	\$896	14.48%	\$46,924	\$143,087	(\$96,163)	-67.21%
47-Misc. Income	\$0	\$0	\$0	\$0	0.00%	\$457	\$279	\$179	64.11%
4-Revenues Total	\$542,000	\$61,860	\$62,981	(\$1,121)	-1.78%	\$277,368	\$416,133	(\$138,765)	-33.35%
5-Expenses									
51-Salaries & Wages	(\$903,398)	(\$103,752)	(\$85,487)	(\$18,265)	-21.37%	(\$458,929)	(\$424,633)	(\$34,296)	-8.08%
52-Contractual Services	(\$284,012)	(\$8,809)	(\$8,298)	(\$511)	-6.16%	(\$133,561)	(\$135,225)	\$1,665	1.23%
53-Supplies	(\$230,618)	(\$13,128)	(\$7,757)	(\$5,371)	-69.24%	(\$84,173)	(\$81,919)	(\$2,253)	-2.75%
54-Other Charges	(\$51,381)	(\$1,984)	(\$1,987)	\$3	0.15%	(\$23,890)	(\$21,484)	(\$2,407)	-11.20%
57-Capital	(\$2,178)	\$0	\$0	\$0	0.00%	(\$1,089)	(\$2,733)	\$1,644	60.15%
59-Transfers Out	(\$100,000)	\$0	\$0	\$0	0.00%	(\$50,000)	\$0	(\$50,000)	0.00%
5-Expenses Total	(\$1,571,587)	(\$127,675)	(\$103,530)	(\$24,144)	-23.32%	(\$751,641)	(\$665,994)	(\$85,648)	-12.86%
501-Cosley Zoo Operations Total	(\$1,029,587)	(\$65,815)	(\$40,549)	(\$25,265)	-62.31%	(\$474,274)	(\$249,861)	(\$224,413)	-89.82%
22-Cosley Zoo Total	(\$188,289)	(\$65,608)	(\$116,933)	\$51,325	43.89%	(\$26,337)	\$236,634	(\$262,972)	-111.13%
60-Golf Fund									
000-Administration									

Row Labels	Full Year Budget	Sum of CY Month	Sum of LY Month	Month Variance	% Month Variance	Sum of Curr YTD	Sum of LY YTD	YTD Variance	% YTD Variance
4-Revenues									
41-Taxes	\$1,325,929	\$0	\$436,460	(\$436,460)	-100.00%	\$662,965	\$872,920	(\$209,955)	-24.05%
42-Charges for Services	\$0	\$0	\$0	\$0	0.00%	\$0	\$700	(\$700)	-100.00%
46-Grants & Donations	\$0	\$0	\$0	\$0	0.00%	\$2,435	\$0	\$2,435	0.00%
47-Misc. Income	\$4,000	\$225	\$261	(\$36)	-13.79%	\$7,955	\$5,218	\$2,736	52.44%
48-Interest Income	\$4,000	\$931	\$43	\$888	2065.23%	\$2,765	\$1,015	\$1,749	172.36%
49-Transfers In	\$0								
4-Revenues Total	\$1,333,929	\$1,156	\$436,764	(\$435,608)	-99.74%	\$676,120	\$879,853	(\$203,734)	-23.16%
5-Expenses									
51-Salaries & Wages	(\$510,040)	(\$50,858)	(\$54,041)	\$3,183	5.89%	(\$246,634)	(\$266,524)	\$19,890	7.46%
52-Contractual Services	(\$1,854,217)	(\$33,333)	(\$37,367)	\$4,034	10.80%	(\$269,892)	(\$264,894)	(\$4,998)	-1.89%
53-Supplies	(\$120,838)	(\$9,818)	(\$29,579)	\$19,761	66.81%	(\$40,526)	(\$59,944)	\$19,418	32.39%
54-Other Charges	(\$142,249)	(\$8,709)	(\$6,742)	(\$1,967)	-29.17%	(\$62,049)	(\$41,613)	(\$20,436)	-49.11%
57-Capital	(\$769)	\$0	\$0	\$0	0.00%	(\$384)	(\$607)	\$223	36.73%
59-Transfers Out	(\$50,000)	\$0	\$0	\$0	0.00%	(\$25,000)	\$0	(\$25,000)	0.00%
5-Expenses Total	(\$2,678,112)	(\$102,719)	(\$127,730)	\$25,011	19.58%	(\$644,486)	(\$633,583)	(\$10,903)	-1.72%
000-Administration Total	(\$1,344,183)	(\$101,562)	\$309,034	(\$410,597)	-132.86%	\$31,634	\$246,271	(\$214,637)	-87.15%
101-Parks Maintenance									
5-Expenses									
51-Salaries & Wages	(\$18,633)	(\$2,134)	(\$2,046)	(\$89)	-4.34%	(\$10,883)	(\$10,721)	(\$162)	-1.51%
52-Contractual Services	(\$5,316)	(\$162)	(\$155)	(\$7)	-4.49%	(\$2,772)	(\$2,574)	(\$198)	-7.69%
53-Supplies	(\$7,000)	\$0	\$0	\$0	0.00%	(\$2,232)	(\$7,196)	\$4,964	68.99%
54-Other Charges	\$0								
57-Capital	\$0								
5-Expenses Total	(\$30,949)	(\$2,296)	(\$2,201)	(\$96)	-4.35%	(\$15,886)	(\$20,490)	\$4,604	22.47%
350-Special Facilities Total	\$0	\$0	\$0	\$0	0.00%	\$0	\$0	\$0	0.00%
601-Golf Maintenance									
4-Revenues									
46-Grants & Donations	\$0								
47-Misc. Income	\$0	\$0	\$0	\$0	0.00%	\$51	\$160	(\$109)	-68.34%
4-Revenues Total	\$0	\$0	\$0	\$0	0.00%	\$51	\$160	(\$109)	-68.34%
5-Expenses									
51-Salaries & Wages	(\$589,869)	(\$87,815)	(\$70,231)	(\$17,584)	-25.04%	(\$319,312)	(\$292,426)	(\$26,886)	-9.19%
52-Contractual Services	(\$148,769)	(\$7,806)	(\$6,619)	(\$1,187)	-17.94%	(\$71,499)	(\$74,806)	\$3,307	4.42%
53-Supplies	(\$340,141)	(\$15,267)	(\$39,949)	\$24,682	61.78%	(\$206,162)	(\$178,159)	(\$28,003)	-15.72%
54-Other Charges	(\$17,000)	(\$4,125)	\$0	(\$4,125)	0.00%	(\$14,898)	(\$5,644)	(\$9,254)	-163.96%
57-Capital	(\$165,673)	\$0	\$0	\$0	0.00%	(\$59,283)	(\$46,079)	(\$13,204)	-28.65%
5-Expenses Total	(\$1,261,450)	(\$115,013)	(\$116,799)	\$1,786	1.53%	(\$671,153)	(\$597,114)	(\$74,040)	-12.40%
601-Golf Maintenance Total	(\$1,261,450)	(\$115,013)	(\$116,799)	\$1,786	1.53%	(\$671,103)	(\$596,953)	(\$74,149)	-12.42%
611-Pro Shop/Golf Fees									
4-Revenues									
42-Charges for Services	\$1,980,500	\$362,849	\$314,899	\$47,950	15.23%	\$1,448,343	\$1,502,167	(\$53,824)	-3.58%
44-Rentals	\$439,750	\$102,258	\$99,527	\$2,732	2.74%	\$282,987	\$331,464	(\$48,477)	-14.63%
45-Product Sales	\$142,000	\$26,034	\$23,695	\$2,339	9.87%	\$87,190	\$79,831	\$7,360	9.22%
46-Grants & Donations	\$0								
47-Misc. Income	\$0	\$34	\$1,206	(\$1,172)	-97.18%	\$77	\$49,630	(\$49,553)	-99.85%
4-Revenues Total	\$2,562,250	\$491,176	\$439,327	\$51,849	11.80%	\$1,818,598	\$1,963,092	(\$144,494)	-7.36%
5-Expenses									
51-Salaries & Wages	(\$450,240)	(\$79,569)	(\$68,441)	(\$11,128)	-16.26%	(\$259,200)	(\$235,499)	(\$23,701)	-10.06%
52-Contractual Services	(\$201,502)	(\$20,091)	(\$18,969)	(\$1,122)	-5.91%	(\$111,116)	(\$109,443)	(\$1,673)	-1.53%
53-Supplies	(\$159,596)	(\$24,152)	(\$8,946)	(\$15,206)	-169.98%	(\$84,504)	(\$52,742)	(\$31,762)	-60.22%
54-Other Charges	(\$30,000)	(\$975)	(\$1,273)	\$298	23.37%	(\$5,245)	(\$9,009)	\$3,764	41.78%
57-Capital	(\$552,178)	(\$539)	\$0	(\$539)	0.00%	(\$132,468)	(\$1,275)	(\$131,193)	-10289.63%
5-Expenses Total	(\$1,393,515)	(\$125,326)	(\$97,628)	(\$27,698)	-28.37%	(\$592,534)	(\$407,969)	(\$184,565)	-45.24%
611-Pro Shop/Golf Fees Total	\$1,168,735	\$365,850	\$341,699	\$24,151	7.07%	\$1,226,063	\$1,555,123	(\$329,059)	-21.16%
612-Food and Beverage									
4-Revenues									
42-Charges for Services	\$323,500	\$36,986	\$50,942	(\$13,955)	-27.39%	\$200,667	\$120,441	\$80,226	66.61%
44-Rentals	\$300	(\$294)	\$844	(\$1,138)	-134.80%	\$712	\$1,174	(\$462)	-39.38%
45-Product Sales	\$5,585,000	\$519,521	\$597,771	(\$78,250)	-13.09%	\$2,606,637	\$2,037,096	\$569,541	27.96%
46-Grants & Donations	\$0								
47-Misc. Income	\$39,000	\$3,137	\$669	\$2,467	368.78%	\$15,488	\$14,362	\$1,126	7.84%

Row Labels	Full Year Budget	Sum of CY Month	Sum of LY Month	Month Variance	% Month Variance	Sum of Curr YTD	Sum of LY YTD	YTD Variance	% YTD Variance
4-Revenues Total	\$5,947,800	\$559,350	\$650,226	(\$90,876)	-13.98%	\$2,823,504	\$2,173,073	\$650,431	29.93%
5-Expenses									
51-Salaries & Wages	(\$2,402,085)	(\$267,691)	(\$202,787)	(\$64,904)	-32.01%	(\$1,125,596)	(\$710,726)	(\$414,870)	-58.37%
52-Contractual Services	(\$828,924)	(\$53,034)	(\$45,779)	(\$7,255)	-15.85%	(\$374,998)	(\$245,651)	(\$129,347)	-52.65%
53-Supplies	(\$1,722,829)	(\$137,884)	(\$132,611)	(\$5,273)	-3.98%	(\$741,995)	(\$508,424)	(\$233,570)	-45.94%
54-Other Charges	(\$87,500)	(\$3,442)	(\$4,586)	\$1,144	24.95%	(\$34,905)	(\$23,751)	(\$11,155)	-46.96%
57-Capital	(\$23,675)	\$0	\$0	\$0	0.00%	(\$1,537)	(\$40,843)	\$39,306	96.24%
59-Transfers Out	\$0								
5-Expenses Total	(\$5,065,013)	(\$462,050)	(\$385,763)	(\$76,288)	-19.78%	(\$2,279,031)	(\$1,529,395)	(\$749,636)	-49.02%
612-Food and Beverage Total	\$882,787	\$97,300	\$264,464	(\$167,164)	-63.21%	\$544,473	\$643,678	(\$99,205)	-15.41%
613-Cross Country Skiing									
4-Revenues									
42-Charges for Services	\$15,000	\$0	\$0	\$0	0.00%	\$20,331	\$39,555	(\$19,224)	-48.60%
45-Product Sales	\$0								
4-Revenues Total	\$15,000	\$0	\$0	\$0	0.00%	\$20,331	\$39,555	(\$19,224)	-48.60%
5-Expenses									
51-Salaries & Wages	(\$5,000)	(\$75)	\$0	(\$75)	0.00%	(\$1,671)	(\$1,356)	(\$315)	-23.25%
52-Contractual Services	(\$683)	(\$6)	(\$19)	\$13	69.74%	(\$457)	(\$237)	(\$219)	-92.59%
53-Supplies	(\$5,000)								
57-Capital	\$0								
5-Expenses Total	(\$10,683)	(\$81)	(\$19)	(\$62)	-325.00%	(\$2,128)	(\$1,593)	(\$535)	-33.56%
613-Cross Country Skiing Total	\$4,318	(\$81)	(\$19)	(\$62)	-325.00%	\$18,203	\$37,962	(\$19,759)	-52.05%
60-Golf Fund Total	(\$580,743)	\$244,197	\$796,178	(\$551,981)	-69.33%	\$1,133,386	\$1,865,590	(\$732,204)	-39.25%
Grand Total	(\$3,184,368)	(\$705,655)	(\$680,637)	(\$25,019)	-3.68%	\$1,409,712	\$4,178,848	(\$2,769,136)	-66.27%

PPF	Full Year Budget	Sum of CY Month	Sum of LY Month	Month Variance	% Month Variance	Sum of Curr YTD	Sum of LY YTD	YTD Variance	% YTD Variance
4-Revenues									
42-Charges for Services	\$533,000	\$34,206	\$24,154	\$10,051	41.61%	\$221,049	\$143,142	\$77,907	54.43%
44-Rentals	\$750	\$49	\$26	\$23	89.77%	\$323	\$103	\$220	213.43%
45-Product Sales	\$500	\$0	\$0	\$0	0.00%	\$37	\$0	\$37	0.00%
47-Misc. Income	\$500								
4-Revenues Total	\$534,750	\$34,254	\$24,180	\$10,074	41.66%	\$221,409	\$143,245	\$78,164	54.57%
5-Expenses									
51-Salaries & Wages	(\$399,785)	(\$37,496)	(\$28,975)	(\$8,521)	-29.41%	(\$193,267)	(\$141,842)	(\$51,425)	-36.26%
52-Contractual Services	(\$58,141)	(\$180)	(\$323)	\$143	44.24%	(\$21,705)	(\$24,679)	\$2,973	12.05%
53-Supplies	(\$70,488)	(\$2,641)	(\$212)	(\$2,430)	-1146.00%	(\$11,025)	(\$9,141)	(\$1,884)	-20.61%
54-Other Charges	(\$6,500)	(\$432)	(\$91)	(\$342)	-375.62%	(\$804)	(\$397)	(\$407)	-102.41%
57-Capital	(\$641)	\$0	\$0	\$0	0.00%	(\$320)	(\$1,184)	\$864	72.97%
5-Expenses Total	(\$535,555)	(\$40,750)	(\$29,601)	(\$11,150)	-37.67%	(\$227,121)	(\$177,243)	(\$49,878)	-28.14%
Grand Total	(\$805)	(\$6,496)	(\$5,420)	(\$1,075)	-19.84%	(\$5,711)	(\$33,998)	\$28,286	83.20%

CAC	Full Year Budget	Sum of CY Month	Sum of LY Month	Month Variance	% Month Variance	Sum of Curr YTD	Sum of LY YTD	YTD Variance	% YTD Variance
4-Revenues									
42-Charges for Services	\$63,250	\$12,778	\$10,078	\$2,701	26.80%	\$46,986	\$36,459	\$10,528	28.88%
44-Rentals	\$85,000	\$530	\$527	\$3	0.57%	\$41,699	\$32,411	\$9,288	28.66%
45-Product Sales	\$400	\$40	\$0	\$40	0.00%	\$280	\$0	\$280	0.00%
4-Revenues Total	\$148,650	\$13,348	\$10,604	\$2,744	25.87%	\$88,965	\$68,870	\$20,096	29.18%
5-Expenses									
51-Salaries & Wages	(\$81,376)	(\$10,446)	(\$3,754)	(\$6,692)	-178.26%	(\$34,804)	(\$3,892)	(\$30,912)	-794.25%
52-Contractual Services	(\$176,561)	(\$5,934)	(\$9,354)	\$3,420	36.56%	(\$60,101)	(\$62,135)	\$2,034	3.27%
53-Supplies	(\$42,064)	(\$5,474)	(\$196)	(\$5,278)	-2692.88%	(\$23,839)	(\$8,231)	(\$15,608)	-189.62%
54-Other Charges	(\$1,000)	\$0	\$0	\$0	0.00%	(\$56)	\$0	(\$56)	0.00%
57-Capital	\$0								
5-Expenses Total	(\$301,001)	(\$21,854)	(\$13,304)	(\$8,550)	-64.27%	(\$118,800)	(\$74,258)	(\$44,542)	-59.98%
Grand Total	(\$152,351)	(\$8,506)	(\$2,699)	(\$5,806)	-215.13%	(\$29,834)	(\$5,388)	(\$24,446)	-453.71%

Special Events	Full Year Budget	Sum of CY Month	Sum of LY Month	Month Variance	% Month Variance	Sum of Curr YTD	Sum of LY YTD	YTD Variance	% YTD Variance
1900-Special Events-Miscellaneous									
4-Revenues	\$5,000	\$3,000	\$0	\$3,000	0.00%	\$3,000	\$0	\$3,000	0.00%
5-Expenses	(\$16,632)	(\$2,219)	(\$406)	(\$1,813)	-446.66%	(\$4,541)	(\$840)	(\$3,701)	-440.56%
1900-Special Events-Miscellaneous Total	(\$11,632)	\$781	(\$406)	\$1,187	292.25%	(\$1,541)	(\$840)	(\$701)	-83.42%
1901-Kite Event									
4-Revenues	\$1,635	\$0	\$0	\$0	0.00%	\$3,149	\$1,133	\$2,017	177.98%
5-Expenses	(\$3,400)	\$0	\$0	\$0	0.00%	(\$900)	(\$3,106)	\$2,206	71.03%
1901-Kite Event Total	(\$1,765)	\$0	\$0	\$0	0.00%	\$2,249	(\$1,974)	\$4,223	213.92%
1902-4th of July									
4-Revenues	\$40,500	\$8,010	\$6,285	\$1,725	27.45%	\$39,510	\$36,285	\$3,225	8.89%
5-Expenses	(\$48,800)	(\$36,146)	(\$31,783)	(\$4,363)	-13.73%	(\$41,831)	(\$31,983)	(\$9,849)	-30.79%
1902-4th of July Total	(\$8,300)	(\$28,136)	(\$25,498)	(\$2,638)	-10.35%	(\$2,321)	\$4,302	(\$6,624)	-153.97%
1903-Ale Fest									
4-Revenues	\$80,250	\$1,500	\$2,500	(\$1,000)	-40.00%	\$2,500	\$2,500	\$0	0.00%
5-Expenses	(\$85,500)	(\$23,412)	(\$179)	(\$23,233)	-12979.08%	(\$23,502)	(\$629)	(\$22,873)	-3636.34%
1903-Ale Fest Total	(\$5,250)	(\$21,912)	\$2,321	(\$24,233)	-1044.06%	(\$21,002)	\$1,871	(\$22,873)	-1222.48%
1904-Memorial Park Events									
4-Revenues	\$0	\$1,000	\$0	\$1,000	0.00%	\$1,000	\$0	\$1,000	0.00%
5-Expenses	(\$18,147)	(\$414)	(\$5,641)	\$5,227	92.66%	(\$4,357)	(\$9,923)	\$5,566	56.10%
1904-Memorial Park Events Total	(\$18,147)	\$586	(\$5,641)	\$6,227	110.39%	(\$3,357)	(\$9,923)	\$6,566	66.17%
1905-Taste of Wheaton									
4-Revenues	\$120,000	\$47,746	\$0	\$47,746	0.00%	\$181,546	\$0	\$181,546	0.00%
5-Expenses	(\$139,950)	(\$16,732)	\$0	(\$16,732)	0.00%	(\$101,481)	(\$231)	(\$101,250)	-43831.02%
1905-Taste of Wheaton Total	(\$19,950)	\$31,014	\$0	\$31,014	0.00%	\$80,065	(\$231)	\$80,296	34760.19%
1906-Summer Concerts									
4-Revenues	\$210,200	\$15,312	\$55,998	(\$40,686)	-72.66%	\$76,271	\$126,499	(\$50,228)	-39.71%
5-Expenses	(\$210,163)	(\$41,969)	(\$41,128)	(\$841)	-2.04%	(\$81,485)	(\$107,602)	\$26,117	24.27%
1906-Summer Concerts Total	\$38	(\$26,657)	\$14,870	(\$41,527)	-279.26%	(\$5,213)	\$18,897	(\$24,110)	-127.59%
1907-Shakespeare Event									
4-Revenues	\$10,500	\$0	\$0	\$0	0.00%	\$8,500	\$10,000	(\$1,500)	-15.00%
5-Expenses	(\$20,700)	\$0	\$0	\$0	0.00%	(\$400)	\$0	(\$400)	0.00%
1907-Shakespeare Event Total	(\$10,200)	\$0	\$0	\$0	0.00%	\$8,100	\$10,000	(\$1,900)	-19.00%
1908-Fun Run Event									
4-Revenues	\$53,000	\$3,000	\$0	\$3,000	0.00%	\$60,682	\$0	\$60,682	0.00%
5-Expenses	(\$49,318)	(\$28,431)	\$0	(\$28,431)	0.00%	(\$52,616)	(\$1,985)	(\$50,631)	-2550.67%
1908-Fun Run Event Total	\$3,682	(\$25,431)	\$0	(\$25,431)	0.00%	\$8,066	(\$1,985)	\$10,051	506.36%
1910-Light the Torch Run									
4-Revenues	\$30,500	\$796	\$1,265	(\$468)	-37.03%	\$5,568	\$1,341	\$4,227	315.19%
5-Expenses	(\$36,700)	\$0	(\$212)	\$212	99.91%	(\$680)	(\$212)	(\$468)	-220.87%
1910-Light the Torch Run Total	(\$6,200)	\$796	\$1,053	(\$257)	-24.37%	\$4,888	\$1,130	\$3,758	332.61%
1925-Reindeer Run									
4-Revenues	\$42,000	\$93	\$66	\$26	40.02%	\$11,442	\$5,101	\$6,341	124.31%
5-Expenses	(\$27,000)	\$0	(\$212)	\$212	99.91%	(\$380)	(\$212)	(\$168)	-79.37%
1925-Reindeer Run Total	\$15,000	\$93	(\$146)	\$238	163.16%	\$11,062	\$4,889	\$6,173	126.26%
Grand Total	(\$62,725)	(\$68,866)	(\$13,446)	(\$55,419)	-412.16%	\$80,996	\$26,136	\$54,860	209.90%

WHEATON PARK DISTRICT



Financial Overview

August, 2022

Financial Overview Table of Contents

Page #s	Statement Description
Board Requested	
<u>1</u>	WPD Summary
<u>2</u>	AGC Month and Year to Date Departmental Operating Summary
<u>3</u>	Cosley Zoo Analysis
<u>4</u>	Cash & Investments
<u>5</u>	Cash/Fund Balance Target Status Report
<u>6</u>	Investments Report
Balance Sheets	
<u>7</u>	General Fund Balance Sheets
<u>8</u>	Recreation Fund Balance Sheets
<u>9</u>	Cosley Zoo Fund Balance Sheets
<u>10</u>	Debt Service Fund Balance Sheets
<u>11</u>	Capital Projects Fund Balance Sheets
<u>12</u>	Arrowhead Golf Club Fund Balance Sheets
<u>13</u>	Information Technology Internal Service Fund Balance Sheets
<u>14</u>	Health Insurance Internal Service Fund Balance Sheets
Operating Statements Year To Date	
<u>15</u>	General Fund
<u>15</u>	Recreation Fund
<u>15</u>	Cosley Zoo Fund
<u>16</u>	Debt Service Fund
<u>16</u>	Capital Projects Fund
<u>16</u>	Arrowhead Golf Club Fund
<u>17</u>	Information Technology Internal Service Fund
<u>17</u>	Health Insurance Internal Service Fund
Operating Statements By Department Year To Date	
<u>18</u>	General Fund
<u>18 - 20</u>	Recreation Fund
<u>21 - 22</u>	Cosley Zoo Fund
<u>22 - 23</u>	Arrowhead Golf Club Fund
Special Areas Operating Statements	
<u>24</u>	Parks Plus Fitness Operating Summary
<u>25</u>	Central Athletic Complex Operating Summary
<u>26</u>	Special Events

WPD Summary

Page 1 of 26

Row Labels	Full Year Budget	Sum of CY Month	Sum of LY Month	Month Variance	% Month Variance	Sum of Curr YTD	Sum of LY YTD	YTD Variance	% YTD Variance
4-Revenues	\$41,134,239	\$3,042,418	\$3,261,949	(\$219,531)	-6.73%	\$24,210,955	\$20,518,784	\$3,692,171	17.99%
5-Expenses	(\$42,011,284)	(\$2,430,315)	(\$2,041,585)	(\$388,731)	-19.04%	(\$18,505,948)	(\$13,523,974)	(\$4,981,973)	-36.84%
Grand Total	(\$877,044)	\$612,102	\$1,220,364	(\$608,262)	-49.84%	\$5,705,007	\$6,994,810	(\$1,289,803)	-18.44%

Row Labels	Full Year Budget	Sum of CY Month	Sum of LY Month	Month Variance	% Month Variance	Sum of Curr YTD	Sum of LY YTD	YTD Variance	% YTD Variance
10-General									
4-Revenues	\$5,577,613	\$652,864	\$709,085	(\$56,222)	-7.93%	\$3,790,844	\$3,663,635	\$127,209	3.47%
5-Expenses	(\$6,972,999)	(\$352,488)	(\$281,190)	(\$71,298)	-25.36%	(\$3,662,650)	(\$2,397,951)	(\$1,264,700)	-52.74%
10-General Total	(\$1,395,386)	\$300,375	\$427,895	(\$127,519)	-29.80%	\$128,194	\$1,265,684	(\$1,137,490)	-89.87%
20-Recreation									
4-Revenues	\$10,288,514	\$1,040,421	\$1,168,265	(\$127,844)	-10.94%	\$7,183,774	\$6,115,904	\$1,067,870	17.46%
5-Expenses	(\$11,308,465)	(\$830,909)	(\$667,113)	(\$163,796)	-24.55%	(\$6,499,416)	(\$4,375,918)	(\$2,123,497)	-48.53%
20-Recreation Total	(\$1,019,950)	\$209,513	\$501,152	(\$291,639)	-58.19%	\$684,358	\$1,739,986	(\$1,055,628)	-60.67%
22-Cosley Zoo									
4-Revenues	\$1,737,199	\$181,246	\$208,613	(\$27,367)	-13.12%	\$1,090,089	\$1,237,692	(\$147,603)	-11.93%
5-Expenses	(\$1,925,487)	(\$107,059)	(\$92,510)	(\$14,549)	-15.73%	(\$1,042,240)	(\$884,955)	(\$157,286)	-17.77%
22-Cosley Zoo Total	(\$188,289)	\$74,186	\$116,103	(\$41,917)	-36.10%	\$47,849	\$352,737	(\$304,889)	-86.44%
30-Debt Service									
4-Revenues	\$4,239,756	\$1,987	\$109,009	(\$107,022)	-98.18%	\$2,174,702	\$2,267,494	(\$92,792)	-4.09%
5-Expenses	(\$4,257,257)	\$0	\$0	\$0	0.00%	(\$167,797)	(\$209,103)	\$41,306	19.75%
30-Debt Service Total	(\$17,501)	\$1,987	\$109,009	(\$107,022)	-98.18%	\$2,006,906	\$2,058,392	(\$51,486)	-2.50%
40-Capital Projects									
4-Revenues	\$7,325,704	(\$2,779)	\$2,442	(\$5,221)	-213.81%	\$2,404,568	\$145,267	\$2,259,301	1555.27%
5-Expenses	(\$4,998,313)	(\$251,237)	(\$300,252)	\$49,015	16.32%	(\$827,729)	(\$799,222)	(\$28,507)	-3.57%
40-Capital Projects Total	\$2,327,391	(\$254,016)	(\$297,810)	\$43,794	14.71%	\$1,576,839	(\$653,955)	\$2,230,794	341.12%
60-Golf Fund									
4-Revenues	\$9,858,979	\$1,159,503	\$1,055,584	\$103,919	9.84%	\$6,498,106	\$6,111,318	\$386,789	6.33%
5-Expenses	(\$10,439,722)	(\$732,035)	(\$573,141)	(\$158,894)	-27.72%	(\$4,937,253)	(\$3,763,284)	(\$1,173,968)	-31.20%
60-Golf Fund Total	(\$580,743)	\$427,468	\$482,444	(\$54,975)	-11.40%	\$1,560,854	\$2,348,034	(\$787,180)	-33.53%
70-Information Technology									
4-Revenues	\$491,276	\$0	\$0	\$0	0.00%	\$245,685	\$258,452	(\$12,768)	-4.94%
5-Expenses	(\$491,243)	(\$33,726)	(\$19,286)	(\$14,441)	-74.88%	(\$245,830)	(\$215,479)	(\$30,351)	-14.09%
70-Information Technology Total	\$33	(\$33,726)	(\$19,286)	(\$14,441)	-74.88%	(\$145)	\$42,973	(\$43,118)	-100.34%
75-Health Insurance									
4-Revenues	\$1,615,199	\$9,175	\$8,950	\$226	2.52%	\$823,186	\$719,022	\$104,165	14.49%
5-Expenses	(\$1,617,799)	(\$122,861)	(\$108,092)	(\$14,769)	-13.66%	(\$1,123,034)	(\$878,063)	(\$244,971)	-27.90%
75-Health Insurance Total	(\$2,600)	(\$113,685)	(\$99,142)	(\$14,543)	-14.67%	(\$299,847)	(\$159,041)	(\$140,806)	-88.53%
Grand Total	(\$877,044)	\$612,102	\$1,220,364	(\$608,262)	-49.84%	\$5,705,007	\$6,994,810	(\$1,289,803)	-18.44%

AGC Month & YTD Summary

Page 2 of 26

Row Labels	Full Year Budget	Sum of CY Month	Sum of LY Month	Month Variance	% Month Variance	Sum of Curr YTD	Sum of LY YTD	YTD Variance	% YTD Variance
60-Golf Fund									
000-Administration									
4-Revenues	\$1,333,929	\$15,874	\$280	\$15,593	5569.10%	\$691,994	\$880,134	(\$188,140)	-21.38%
5-Expenses	(\$2,678,112)	(\$77,766)	(\$85,661)	\$7,895	9.22%	(\$722,251)	(\$719,244)	(\$3,008)	-0.42%
000-Administration Total	(\$1,344,183)	(\$61,892)	(\$85,380)	\$23,489	27.51%	(\$30,258)	\$160,890	(\$191,148)	-118.81%
101-Parks Maintenance									
5-Expenses	(\$30,949)	(\$1,541)	(\$1,428)	(\$113)	-7.90%	(\$17,427)	(\$21,918)	\$4,491	20.49%
101-Parks Maintenance Total	(\$30,949)	(\$1,541)	(\$1,428)	(\$113)	-7.90%	(\$17,427)	(\$21,918)	\$4,491	20.49%
601-Golf Maintenance									
4-Revenues	\$0	\$12,378	\$0	\$12,378	0.00%	\$12,428	\$160	\$12,268	7667.62%
5-Expenses	(\$1,261,450)	(\$125,163)	(\$93,223)	(\$31,940)	-34.26%	(\$796,316)	(\$690,337)	(\$105,980)	-15.35%
601-Golf Maintenance Total	(\$1,261,450)	(\$112,786)	(\$93,223)	(\$19,562)	-20.98%	(\$783,888)	(\$690,177)	(\$93,711)	-13.58%
611-Pro Shop/Golf Fees									
4-Revenues	\$2,562,250	\$510,151	\$475,594	\$34,557	7.27%	\$2,328,749	\$2,438,686	(\$109,937)	-4.51%
5-Expenses	(\$1,393,515)	(\$108,638)	(\$68,230)	(\$40,408)	-59.22%	(\$701,172)	(\$476,199)	(\$224,973)	-47.24%
611-Pro Shop/Golf Fees Total	\$1,168,735	\$401,513	\$407,364	(\$5,850)	-1.44%	\$1,627,577	\$1,962,487	(\$334,910)	-17.07%
612-Food and Beverage									
4-Revenues	\$5,947,800	\$621,101	\$579,710	\$41,390	7.14%	\$3,444,605	\$2,752,783	\$691,821	25.13%
5-Expenses	(\$5,065,013)	(\$418,889)	(\$324,579)	(\$94,309)	-29.06%	(\$2,697,919)	(\$1,853,974)	(\$843,945)	-45.52%
612-Food and Beverage Total	\$882,787	\$202,212	\$255,131	(\$52,919)	-20.74%	\$746,685	\$898,809	(\$152,124)	-16.93%
613-Cross Country Skiing									
4-Revenues	\$15,000	\$0	\$0	\$0	0.00%	\$20,331	\$39,555	(\$19,224)	-48.60%
5-Expenses	(\$10,683)	(\$39)	(\$19)	(\$20)	-102.74%	(\$2,166)	(\$1,612)	(\$554)	-34.38%
613-Cross Country Skiing Total	\$4,318	(\$39)	(\$19)	(\$20)	-102.74%	\$18,165	\$37,943	(\$19,778)	-52.13%
60-Golf Fund Total	(\$580,743)	\$427,468	\$482,444	(\$54,975)	-11.40%	\$1,560,854	\$2,348,034	(\$787,180)	-33.53%
Grand Total	(\$580,743)	\$427,468	\$482,444	(\$54,975)	-11.40%	\$1,560,854	\$2,348,034	(\$787,180)	-33.53%

Row Labels	Full Year Budget	Sum of CY Month	Sum of LY Month	Month Variance	% Month Variance	Sum of Curr YTD	Sum of LY YTD	YTD Variance	% YTD Variance
Cosley Zoo									
4-Revenues									
41-Taxes	\$1,015,271	\$97,936	\$134,694	(\$36,758)	-27.29%	\$663,466	\$690,697	(\$27,231)	-3.94%
42-Charges for Services	\$552,298	\$69,916	\$61,187	\$8,730	14.27%	\$324,870	\$377,811	(\$52,940)	-14.01%
44-Rentals	\$55,500	\$5,046	\$6,496	(\$1,451)	-22.33%	\$43,465	\$18,856	\$24,609	130.51%
45-Product Sales	\$900	\$115	\$135	(\$20)	-14.81%	\$726	\$135	\$591	437.77%
46-Grants & Donations	\$112,230	\$7,973	\$6,051	\$1,922	31.76%	\$55,092	\$149,139	(\$94,046)	-63.06%
47-Misc. Income	\$0	\$46	\$0	\$46	0.00%	\$504	\$788	(\$284)	-36.06%
48-Interest Income	\$1,000	\$214	\$50	\$163	326.82%	\$1,966	\$267	\$1,699	636.44%
49-Transfers In	\$0								
4-Revenues Total	\$1,737,199	\$181,246	\$208,613	(\$27,367)	-13.12%	\$1,090,089	\$1,237,692	(\$147,603)	-11.93%
5-Expenses									
51-Salaries & Wages	(\$1,097,829)	(\$84,051)	(\$70,746)	(\$13,305)	-18.81%	(\$654,087)	(\$603,324)	(\$50,762)	-8.41%
52-Contractual Services	(\$315,732)	(\$8,917)	(\$9,175)	\$258	2.81%	(\$158,033)	(\$159,533)	\$1,500	0.94%
53-Supplies	(\$246,267)	(\$11,311)	(\$10,881)	(\$430)	-3.95%	(\$100,849)	(\$93,966)	(\$6,883)	-7.32%
54-Other Charges	(\$63,481)	(\$2,781)	(\$1,708)	(\$1,072)	-62.77%	(\$28,183)	(\$25,398)	(\$2,785)	-10.96%
57-Capital	(\$2,178)	\$0	\$0	\$0	0.00%	(\$1,089)	(\$2,733)	\$1,644	60.15%
59-Transfers Out	(\$200,000)	\$0	\$0	\$0	0.00%	(\$100,000)	\$0	(\$100,000)	0.00%
5-Expenses Total	(\$1,925,487)	(\$107,059)	(\$92,510)	(\$14,549)	-15.73%	(\$1,042,240)	(\$884,955)	(\$157,286)	-17.77%
Cosley Zoo Total	(\$188,289)	\$74,186	\$116,103	(\$41,917)	-36.10%	\$47,849	\$352,737	(\$304,889)	-86.44%
Foundation									
Concessions									
1-Concession Sales	\$70,000	\$8,802	\$6,707	\$2,094	31.23%	\$29,921	\$29,253	\$667	2.28%
2-Concession COGS	(\$24,500)	(\$1,816)	(\$3,883)	\$2,068	53.25%	(\$9,939)	(\$11,569)	\$1,629	14.08%
3-Concession Supplies	(\$2,050)	\$0	(\$670)	\$670	99.96%	(\$267)	(\$1,134)	\$868	76.51%
Concessions Total	\$43,450	\$6,986	\$2,154	\$4,832	224.32%	\$19,715	\$16,551	\$3,164	19.12%
Gift Shop									
1-Gift Shop Sales	\$150,000	\$26,764	\$20,788	\$5,977	28.75%	\$125,095	\$133,859	(\$8,764)	-6.55%
2-Gift Shop COGS	(\$50,000)	(\$5,700)	(\$5,333)	(\$366)	-6.87%	(\$34,719)	(\$36,214)	\$1,495	4.13%
Gift Shop Total	\$100,000	\$21,065	\$15,454	\$5,611	36.31%	\$90,376	\$97,645	(\$7,269)	-7.44%
Concession & Gift Shop									
4-Concession & Gift Shop Wages	(\$83,000)	(\$7,883)	(\$4,785)	(\$3,097)	-64.73%	(\$49,538)	(\$36,248)	(\$13,290)	-36.66%
Concession & Gift Shop Total	(\$83,000)	(\$7,883)	(\$4,785)	(\$3,097)	-64.73%	(\$49,538)	(\$36,248)	(\$13,290)	-36.66%
Foundation Total	\$60,450	\$20,168	\$12,823	\$7,345	57.28%	\$60,553	\$77,948	(\$17,395)	-22.32%
Grand Total	(\$127,839)	\$94,355	\$128,926	(\$34,572)	-26.82%	\$108,402	\$430,685	(\$322,283)	-74.83%

Cash & Investments

Description	Current Month, Prior Year		
	Current Month	Prior Month	Year
<i>Operating Funds</i>			
10-General	5,744,042	5,464,717	5,184,722
20-Recreation	9,264,789	9,138,131	7,858,081
21-Special Recreation	230,803	146,470	224,288
22-Cosley Zoo	1,568,950	1,508,899	1,478,074
23-Liability	369,755	383,050	493,223
24-Audit	14,384	11,395	10,972
25-FICA	511,578	514,770	477,963
26-IMRF	611,004	623,506	589,597
30-Debt Service	2,796,934	2,794,947	2,846,178
60-Golf Fund	5,850,864	5,385,042	5,082,683
70-Information Technology	19,074	52,800	62,192
75-Health Insurance	(28,875)	85,325	114,157
Total Operating Funds	26,953,301	26,109,053	24,422,131
<i>Capital Funds</i>			
40-Capital Projects	6,985,796	7,239,812	4,425,970
Total Capital Funds	6,985,796	7,239,812	4,425,970
Total District Funds	33,939,097	33,348,864	28,848,101

Fund Balance Target Analysis
August, 2022

	General 10	Recreation 20	Cosley 22	Insurance Liability 23	Audit 24	FICA 25	IMRF 26	Debt Service 30	Golf 60
Basis of Measurement:									
Budgeted expenditures less budget capital expenditures	3 to 4 months	> 2 months	3 to 6 month	3 to 6 month	3 to 6 month	3 to 6 month	3 to 6 month	Min. target is \$5K; Max. is budgeted expenditures	2 - 4 months
FY 2022 Budget Basis:									
Budgeted expenditures less budgeted capital expenditures	4,742,605	9,012,161	1,723,309	485,589	29,164	653,331	662,175	2,895,114	9,647,428
FY 2022 Targets									
Target Minimum	1,185,650	1,502,030	430,830	121,400	7,290	163,330	165,540	5,000	1,607,900
Target Maximum	2,371,300	3,004,050	861,650	242,790	14,580	326,670	331,090	2,895,114	3,215,810
Fund Balance as of August, 2022									
Fund Balance as of 12/31/2021	5,507,651	6,848,210	1,547,731	474,498	14,364	442,967	461,306		
Net Profit (Loss) YTD thru August, 2022	128,194	684,358	47,849	(104,743)	20	59,538	92,976		
Fund Balance as of August, 2022	5,635,844	7,532,568	1,595,579	369,755	14,384	502,505	554,282		
Cash & Investments 12/31/2021								798,728	4,272,602
Cash & Investments August, 2022								2,796,934	5,850,864
Analysis Results	Over Maximum Target by	Over Maximum Target by	Over Maximum Target by	Over Maximum Target by	Meets Target	Over Maximum Target by	Over Maximum Target by	Meets Target	Over Maximum Target by
Variances									
Amount over maximum or (under minimum)	3,264,544	4,528,518	733,929	126,965	-	175,835	223,192	-	2,635,054

All Funds

Investment Report

Description	Current Balance	Prior Month Balance	Prior Year Balance
1110-Certificates of Deposit			
10-General	350,000	2,500,000	998,300
20-Recreation	4,000,000	4,500,000	499,600
21-Special Recreation	0	0	0
22-Cosley Zoo	750,000	750,000	0
23-Liability	0	0	0
24-Audit	0	0	0
25-FICA	0	0	0
26-IMRF	0	0	0
30-Debt Service	1,000,000	1,000,000	0
40-Capital Projects	1,250,000	0	998,400
60-Golf Fund	1,650,000	250,000	499,200
75-Health Insurance	0	0	0
Total Certificates of Deposit	9,000,000	9,000,000	2,995,500
1120-Treasuries			
10-General	4,672,339	1,000,000	0
20-Recreation	5,091,781	1,999,531	0
21-Special Recreation	121,810	0	0
22-Cosley Zoo	691,052	0	0
23-Liability	322,770	0	0
24-Audit	10,603	0	0
25-FICA	270,562	0	0
26-IMRF	354,336	0	0
30-Debt Service	0	0	0
40-Capital Projects	3,127,063	500,000	0
60-Golf Fund	1,935,467	500,000	0
75-Health Insurance	411	0	0
Total Treasuries	16,598,194	3,999,531	0
1122-Agencies			
10-General	0	0	0
20-Recreation	0	0	0
23-Liability	0	0	0
24-Audit	0	0	0
30-Debt Service	0	0	0
40-Capital Projects	0	0	0
60-Golf Fund	0	0	0
Total Agencies	0	0	0
Total Investments	25,598,194	12,999,531	2,995,500

General Fund Balance Sheet

Description	Current Balance	Prior Month Balance	Prior Year Balance
Assets			
10-Cash & Cash Equivalents	721,704	1,964,717	4,186,422
11-Investments	5,022,339	3,500,000	998,300
12-Receivables	4,959,254	4,956,655	4,790,031
13-Interfund Receivables	0	0	0
14-Inventory	3,626	3,660	3,807
16-Prepaid/Deposits/Escrows	0	0	0
Total Assets	10,706,922	10,425,033	9,978,560
Liabilities			
20-ST Payables	(21,407)	(15,761)	(1,870)
21-Payroll Payables	(62,773)	(83,342)	(51,315)
22-Accruals	(43,254)	(43,254)	(34,192)
23-Interfund Payables	0	0	0
24-Unearned Revenues	(4,889,314)	(4,894,134)	(4,789,095)
25-Deposits/Uncashed/Stale Dated	(5,161)	(3,905)	(7,307)
29-Deferred Inflows	(49,169)	(49,169)	0
Total Liabilities	(5,071,078)	(5,089,564)	(4,883,779)
30-Fund Balance	(5,635,844)	(5,335,469)	(5,094,781)
Liabilities and Fund Balance	(10,706,922)	(10,425,033)	(9,978,560)

Recreation Fund

Balance Sheet

Description	Current Balance	Prior Month Balance	Prior Year Balance
Assets			
10-Cash & Cash Equivalents	173,009	2,638,600	7,358,481
11-Investments	9,091,781	6,499,531	499,600
12-Receivables	5,360,833	5,391,374	4,936,385
13-Interfund Receivables	0	0	0
14-Inventory	0	0	0
16-Prepaid/Deposits/Escrows	0	0	0
Total Assets	14,625,623	14,529,505	12,794,466
Liabilities			
20-ST Payables	(404,691)	(404,959)	(375,573)
22-Accruals	(56,161)	(56,161)	(41,685)
24-Unearned Revenues	(6,574,006)	(6,686,658)	(5,819,723)
25-Deposits/Uncashed/Stale Dated	(58,197)	(58,672)	(11,425)
Total Liabilities	(7,093,054)	(7,206,450)	(6,248,406)
30-Fund Balance	(7,532,568)	(7,323,056)	(6,546,060)
Liabilities and Fund Balance	(14,625,623)	(14,529,505)	(12,794,466)

Zoo Fund

Balance Sheet

Description	Current Balance	Prior Month Balance	Prior Year Balance
Assets			
10-Cash & Cash Equivalents	127,899	758,899	1,478,074
11-Investments	1,441,052	750,000	0
12-Receivables	1,069,591	1,059,922	1,044,410
13-Interfund Receivables	0	0	0
14-Inventory	0	0	0
16-Prepaid/Deposits/Escrows	0	0	0
Total Assets	2,638,542	2,568,821	2,522,484
Liabilities			
20-ST Payables	(1,760)	(1,760)	(1,760)
22-Accruals	(18,075)	(18,075)	(13,553)
24-Unearned Revenues	(1,023,127)	(1,027,593)	(1,019,870)
Total Liabilities	(1,042,962)	(1,047,428)	(1,035,183)
30-Fund Balance	(1,595,579)	(1,521,393)	(1,487,301)
Liabilities and Fund Balance	(2,638,542)	(2,568,821)	(2,522,484)

Debt Service Fund

Balance Sheet

Description	Current Balance	Prior Month Balance	Prior Year Balance
Assets			
10-Cash & Cash Equivalents	1,796,934	1,794,947	2,846,178
11-Investments	1,000,000	1,000,000	0
12-Receivables	4,138,555	4,138,555	4,316,676
13-Interfund Receivables	0	0	0
14-Inventory	0	0	0
15-Other Receivables	0	0	0
16-Prepaid/Deposits/Escrows	0	0	0
17-Other Assets	0	0	0
19-Capital Assets	0	0	0
Total Assets	6,935,489	6,933,502	7,162,854
Liabilities			
20-ST Payables	(1,853,088)	(1,853,088)	(1,816,782)
21-Payroll Payables	0	0	0
22-Accruals	0	0	0
23-Interfund Payables	0	0	0
24-Unearned Revenues	(4,138,555)	(4,138,555)	(4,316,676)
25-Escheats and Facility Deposits	0	0	0
26-Long Term-Debt	0	0	0
27-LT Vacation Accruals	0	0	0
Total Liabilities	(5,991,643)	(5,991,643)	(6,133,458)
30-Fund Balance	(943,846)	(941,859)	(1,029,396)
Liabilities and Fund Balance	(6,935,489)	(6,933,502)	(7,162,854)

Capital Projects Fund

Balance Sheet

Description	Current Balance	Prior Month Balance	Prior Year Balance
Assets			
10-Cash & Cash Equivalents	2,608,732	6,739,812	3,427,570
11-Investments	4,377,063	500,000	998,400
12-Receivables	1,014	1,014	274,587
13-Interfund Receivables	0	0	0
14-Inventory	0	0	0
15-Other Receivables	0	0	0
16-Prepaid/Deposits/Escrows	0	0	0
17-Other Assets	0	0	0
19-Capital Assets	0	0	0
Total Assets	6,986,810	7,240,826	4,700,557
Liabilities			
20-ST Payables	0	0	0
21-Payroll Payables	0	0	0
22-Accruals	(2,987)	(2,987)	(2,471)
23-Interfund Payables	0	0	0
24-Unearned Revenues	0	0	(100,005)
25-Escheats and Facility Deposits	0	0	0
26-Long Term-Debt	0	0	0
27-LT Vacation Accruals	0	0	0
Total Liabilities	(2,987)	(2,987)	(102,476)
30-Fund Balance	(6,983,824)	(7,237,839)	(4,598,081)
Liabilities and Fund Balance	(6,986,810)	(7,240,826)	(4,700,557)

Arrowhead Golf Club Fund

Balance Sheet

Description	Current Balance	Prior Month Balance	Prior Year Balance
Assets			
10-Cash & Cash Equivalents	2,265,397	4,635,042	4,583,483
11-Investments	3,585,467	750,000	499,200
12-Receivables	1,364,361	1,405,577	1,797,365
13-Interfund Receivables	0	0	0
14-Inventory	140,593	131,600	122,083
15-Other Receivables	23,000	23,000	23,000
16-Prepaid/Deposits/Escrows	5,022	39,600	1,573
17-Other Assets	15,010	15,010	20,184
19-Capital Assets	17,040,146	17,040,146	17,514,903
Total Assets	24,438,996	24,039,974	24,561,791
Liabilities			
20-ST Payables	(1,378,271)	(1,373,065)	(1,771,162)
21-Payroll Payables	0	0	(1,052)
22-Accruals	(112,784)	(112,784)	(68,413)
23-Interfund Payables	0	0	0
24-Unearned Revenues	0	0	(67)
25-Deposits/Uncashed/Stale Dated	(424,497)	(458,149)	(436,828)
26-Long-Term Debt	132,268	132,268	(1,024,340)
27-LT Vacation Accruals	(58,644)	(58,644)	(62,882)
29-Deferred Inflows	(196,366)	(196,366)	(239,047)
Total Liabilities	(2,038,295)	(2,066,741)	(3,603,790)
30-Fund Balance	(22,400,702)	(21,973,233)	(20,958,002)
Liabilities and Fund Balance	(24,438,996)	(24,039,974)	(24,561,791)

Information Technology

Balance Sheet

Description	Current Balance	Prior Month Balance	Prior Year Balance
Assets			
10-Cash & Cash Equivalents	19,074	52,800	62,192
11-Investments	0	0	0
12-Receivables	0	0	0
13-Interfund Receivables	0	0	0
14-Inventory	0	0	0
15-Other Receivables	0	0	0
16-Prepaid/Deposits/Escrows	0	0	0
17-Other Assets	0	0	0
19-Capital Assets	6,170	6,170	8,638
Total Assets	25,244	58,970	70,830
Liabilities			
20-ST Payables	0	0	0
21-Payroll Payables	0	0	0
22-Accruals	0	0	0
23-Interfund Payables	0	0	0
24-Unearned Revenues	0	0	0
25-Escheats and Facility Deposits	0	0	0
26-Long Term-Debt	0	0	0
27-LT Vacation Accruals	0	0	0
Total Liabilities	0	0	0
30-Fund Balance	(25,244)	(58,970)	(70,830)
Liabilities and Fund Balance	(25,244)	(58,970)	(70,830)

Health Insurance Fund

Balance Sheet

Description	Current Balance	Prior Month Balance	Prior Year Balance
Assets			
10-Cash & Cash Equivalents	(29,286)	85,325	114,157
11-Investments	411	0	0
12-Receivables	4,891	4,478	4,239
13-Interfund Receivables	0	0	0
14-Inventory	0	0	0
15-Other Receivables	0	0	0
16-Prepaid/Deposits/Escrows	0	0	0
17-Other Assets	0	0	0
19-Capital Assets	0	0	0
Total Assets	(23,984)	89,803	118,395
Liabilities			
20-ST Payables	0	0	0
21-Payroll Payables	1,573	1,471	0
22-Accruals	0	0	0
23-Interfund Payables	0	0	0
24-Unearned Revenues	0	0	0
25-Escheats and Facility Deposits	0	0	0
26-Long Term-Debt	0	0	0
27-LT Vacation Accruals	0	0	0
Total Liabilities	1,573	1,471	0
30-Fund Balance	22,411	(91,275)	(118,395)
Liabilities and Fund Balance	23,984	(89,803)	(118,395)

Operating Statements for the Major and Internal Service Funds

Page 15 of 26

Row Labels	Full Year Budget	Sum of CY Month	Sum of LY Month	Month Variance	% Month Variance	Sum of Curr YTD	Sum of LY YTD	YTD Variance	% YTD Variance
10-General									
4-Revenues									
41-Taxes	\$4,865,228	\$468,607	\$630,260	(\$161,653)	-25.65%	\$3,174,558	\$3,231,908	(\$57,350)	-1.77%
42-Charges for Services	\$387,235	\$133,720	\$73,327	\$60,393	82.36%	\$354,035	\$238,572	\$115,464	48.40%
43-Debt Proceeds	\$0								
44-Rentals	\$59,250	\$239	\$140	\$99	70.71%	\$55,752	\$52,970	\$2,782	5.25%
45-Product Sales	\$89,400	\$37,242	\$3,307	\$33,934	1026.13%	\$52,649	\$36,112	\$16,538	45.80%
46-Grants & Donations	\$165,250	\$1,068	\$960	\$108	11.24%	\$126,736	\$96,074	\$30,662	31.92%
47-Misc. Income	\$6,250	\$573	\$870	(\$297)	-34.18%	\$4,986	\$6,546	(\$1,559)	-23.82%
48-Interest Income	\$5,000	\$11,414	\$220	\$11,194	5088.28%	\$22,127	\$1,455	\$20,673	1420.82%
49-Transfers In	\$0								
4-Revenues Total	\$5,577,613	\$652,864	\$709,085	(\$56,222)	-7.93%	\$3,790,844	\$3,663,635	\$127,209	3.47%
5-Expenses									
51-Salaries & Wages	(\$2,619,923)	(\$219,459)	(\$180,575)	(\$38,883)	-21.53%	(\$1,553,640)	(\$1,436,352)	(\$117,288)	-8.17%
52-Contractual Services	(\$1,391,016)	(\$75,484)	(\$38,282)	(\$37,202)	-97.18%	(\$696,021)	(\$571,329)	(\$124,691)	-21.82%
53-Supplies	(\$524,984)	(\$49,761)	(\$58,480)	\$8,720	14.91%	(\$288,964)	(\$266,450)	(\$22,514)	-8.45%
54-Other Charges	(\$206,682)	(\$7,785)	(\$3,853)	(\$3,932)	-102.05%	(\$98,962)	(\$52,131)	(\$46,831)	-89.83%
57-Capital	(\$217,894)	\$0	\$0	\$0	0.00%	(\$18,814)	(\$71,688)	\$52,874	73.76%
59-Transfers Out	(\$2,012,500)	\$0	\$0	\$0	0.00%	(\$1,006,250)	\$0	(\$1,006,250)	0.00%
5-Expenses Total	(\$6,972,999)	(\$352,488)	(\$281,190)	(\$71,298)	-25.36%	(\$3,662,650)	(\$2,397,951)	(\$1,264,700)	-52.74%
10-General Total	(\$1,395,386)	\$300,375	\$427,895	(\$127,519)	-29.80%	\$128,194	\$1,265,684	(\$1,137,490)	-89.87%
20-Recreation									
4-Revenues									
41-Taxes	\$4,814,336	\$463,649	\$623,509	(\$159,860)	-25.64%	\$3,140,965	\$3,197,286	(\$56,322)	-1.76%
42-Charges for Services	\$4,937,184	\$516,410	\$487,894	\$28,516	5.84%	\$3,676,347	\$2,682,476	\$993,870	37.05%
44-Rentals	\$233,716	\$28,865	\$22,485	\$6,380	28.37%	\$134,820	\$97,916	\$36,903	37.69%
45-Product Sales	\$170,338	\$22,323	\$36,124	(\$13,801)	-38.20%	\$183,010	\$119,343	\$63,667	53.35%
46-Grants & Donations	\$16,300	\$36	\$169	(\$132)	-78.28%	\$5,446	\$322	\$5,124	1591.44%
47-Misc. Income	\$20,641	\$1,224	(\$2,168)	\$3,392	156.46%	\$19,279	\$17,438	\$1,841	10.56%
48-Interest Income	\$6,000	\$7,914	\$252	\$7,662	3040.59%	\$23,907	\$1,122	\$22,784	2030.68%
49-Transfers In	\$90,000								
4-Revenues Total	\$10,288,514	\$1,040,421	\$1,168,265	(\$127,844)	-10.94%	\$7,183,774	\$6,115,904	\$1,067,870	17.46%
5-Expenses									
51-Salaries & Wages	(\$4,634,285)	(\$455,415)	(\$441,902)	(\$13,513)	-3.06%	(\$3,011,822)	(\$2,631,496)	(\$380,326)	-14.45%
52-Contractual Services	(\$3,123,815)	(\$265,071)	(\$163,008)	(\$102,064)	-62.61%	(\$1,623,048)	(\$1,339,615)	(\$283,433)	-21.16%
53-Supplies	(\$1,010,020)	(\$106,206)	(\$60,427)	(\$45,779)	-75.76%	(\$594,956)	(\$317,035)	(\$277,920)	-87.66%
54-Other Charges	(\$244,041)	(\$4,216)	(\$1,777)	(\$2,440)	-137.29%	(\$112,679)	(\$76,719)	(\$35,960)	-46.87%
57-Capital	(\$21,303)	\$0	\$0	\$0	0.00%	(\$19,412)	(\$11,053)	(\$8,359)	-75.62%
59-Transfers Out	(\$2,275,000)	\$0	\$0	\$0	0.00%	(\$1,137,500)	\$0	(\$1,137,500)	0.00%
5-Expenses Total	(\$11,308,465)	(\$830,909)	(\$667,113)	(\$163,796)	-24.55%	(\$6,499,416)	(\$4,375,918)	(\$2,123,497)	-48.53%
20-Recreation Total	(\$1,019,950)	\$209,513	\$501,152	(\$291,639)	-58.19%	\$684,358	\$1,739,986	(\$1,055,628)	-60.67%
22-Cosley Zoo									
4-Revenues									
41-Taxes	\$1,015,271	\$97,936	\$134,694	(\$36,758)	-27.29%	\$663,466	\$690,697	(\$27,231)	-3.94%
42-Charges for Services	\$552,298	\$69,916	\$61,187	\$8,730	14.27%	\$324,870	\$377,811	(\$52,940)	-14.01%
44-Rentals	\$55,500	\$5,046	\$6,496	(\$1,451)	-22.33%	\$43,465	\$18,856	\$24,609	130.51%
45-Product Sales	\$900	\$115	\$135	(\$20)	-14.81%	\$726	\$135	\$591	437.77%
46-Grants & Donations	\$112,230	\$7,973	\$6,051	\$1,922	31.76%	\$55,092	\$149,139	(\$94,046)	-63.06%
47-Misc. Income	\$0	\$46	\$0	\$46	0.00%	\$504	\$788	(\$284)	-36.06%
48-Interest Income	\$1,000	\$214	\$50	\$163	326.82%	\$1,966	\$267	\$1,699	636.44%
49-Transfers In	\$0								
4-Revenues Total	\$1,737,199	\$181,246	\$208,613	(\$27,367)	-13.12%	\$1,090,089	\$1,237,692	(\$147,603)	-11.93%
5-Expenses									
51-Salaries & Wages	(\$1,097,829)	(\$84,051)	(\$70,746)	(\$13,305)	-18.81%	(\$654,087)	(\$603,324)	(\$50,762)	-8.41%
52-Contractual Services	(\$315,732)	(\$8,917)	(\$9,175)	\$258	2.81%	(\$158,033)	(\$159,533)	\$1,500	0.94%
53-Supplies	(\$246,267)	(\$11,311)	(\$10,881)	(\$430)	-3.95%	(\$100,849)	(\$93,966)	(\$6,883)	-7.32%
54-Other Charges	(\$63,481)	(\$2,781)	(\$1,708)	(\$1,072)	-62.77%	(\$28,183)	(\$25,398)	(\$2,785)	-10.96%
57-Capital	(\$2,178)	\$0	\$0	\$0	0.00%	(\$1,089)	(\$2,733)	\$1,644	60.15%

Operating Statements for the Major and Internal Service Funds

Page 16 of 26

Row Labels	Full Year Budget	Sum of CY Month	Sum of LY Month	Month Variance	% Month Variance	Sum of Curr YTD	Sum of LY YTD	YTD Variance	% YTD Variance
59-Transfers Out	(\$200,000)	\$0	\$0	\$0	0.00%	(\$100,000)	\$0	(\$100,000)	0.00%
5-Expenses Total	(\$1,925,487)	(\$107,059)	(\$92,510)	(\$14,549)	-15.73%	(\$1,042,240)	(\$884,955)	(\$157,286)	-17.77%
22-Cosley Zoo Total	(\$188,289)	\$74,186	\$116,103	(\$41,917)	-36.10%	\$47,849	\$352,737	(\$304,889)	-86.44%
30-Debt Service									
4-Revenues									
41-Taxes	\$4,138,556	\$0	\$0	\$0	0.00%	\$2,069,278	\$2,158,338	(\$89,060)	-4.13%
43-Debt Proceeds	\$0								
46-Grants & Donations	\$0								
47-Misc. Income	\$0	\$0	\$0	\$0	0.00%	\$0	\$0	\$0	0.00%
48-Interest Income	\$1,000	\$1,987	\$59	\$1,928	3268.37%	\$5,225	\$206	\$5,018	2436.03%
49-Transfers In	\$100,200	\$0	\$108,950	(\$108,950)	-100.00%	\$100,200	\$108,950	(\$8,750)	-8.03%
4-Revenues Total	\$4,239,756	\$1,987	\$109,009	(\$107,022)	-98.18%	\$2,174,702	\$2,267,494	(\$92,792)	-4.09%
5-Expenses									
52-Contractual Services	(\$2,895,114)	\$0	\$0	\$0	0.00%	(\$167,797)	(\$209,103)	\$41,306	19.75%
54-Other Charges	\$0								
57-Capital	\$0								
59-Transfers Out	(\$1,362,143)	\$0	\$0	\$0	0.00%	\$0	\$0	\$0	0.00%
5-Expenses Total	(\$4,257,257)	\$0	\$0	\$0	0.00%	(\$167,797)	(\$209,103)	\$41,306	19.75%
30-Debt Service Total	(\$17,501)	\$1,987	\$109,009	(\$107,022)	-98.18%	\$2,006,906	\$2,058,392	(\$51,486)	-2.50%
40-Capital Projects									
4-Revenues									
41-Taxes	\$0								
42-Charges for Services	\$0								
43-Debt Proceeds	\$0								
44-Rentals	\$42,885	\$0	\$0	\$0	0.00%	\$32,024	\$32,024	\$0	0.00%
45-Product Sales	\$12,800	\$2,000	\$2,400	(\$400)	-16.67%	\$18,493	\$24,800	(\$6,307)	-25.43%
46-Grants & Donations	\$1,364,000	\$0	\$0	\$0	0.00%	\$83,000	\$87,000	(\$4,000)	-4.60%
47-Misc. Income	\$376	\$14	\$0	\$14	0.00%	\$161	\$278	(\$117)	-41.92%
48-Interest Income	\$6,000	(\$4,793)	\$42	(\$4,836)	-11513.10%	\$2,139	\$1,165	\$974	83.62%
49-Transfers In	\$5,899,643	\$0	\$0	\$0	0.00%	\$2,268,750	\$0	\$2,268,750	0.00%
4-Revenues Total	\$7,325,704	(\$2,779)	\$2,442	(\$5,221)	-213.81%	\$2,404,568	\$145,267	\$2,259,301	1555.27%
5-Expenses									
51-Salaries & Wages	(\$185,267)	(\$13,303)	(\$12,563)	(\$740)	-5.89%	(\$112,965)	(\$111,088)	(\$1,877)	-1.69%
52-Contractual Services	(\$296,629)	(\$18,176)	(\$16,729)	(\$1,448)	-8.65%	(\$73,331)	(\$76,992)	\$3,660	4.75%
53-Supplies	(\$443,987)	(\$41,976)	(\$12,398)	(\$29,578)	-238.57%	(\$86,331)	(\$85,386)	(\$945)	-1.11%
54-Other Charges	(\$13,300)	(\$38)	(\$161)	\$123	76.15%	(\$5,535)	(\$2,961)	(\$2,574)	-86.94%
57-Capital	(\$3,958,929)	(\$177,743)	(\$149,451)	(\$28,292)	-18.93%	(\$449,366)	(\$413,846)	(\$35,520)	-8.58%
59-Transfers Out	(\$100,200)	\$0	(\$108,950)	\$108,950	100.00%	(\$100,200)	(\$108,950)	\$8,750	8.03%
5-Expenses Total	(\$4,998,313)	(\$251,237)	(\$300,252)	\$49,015	16.32%	(\$827,729)	(\$799,222)	(\$28,507)	-3.57%
40-Capital Projects Total	\$2,327,391	(\$254,016)	(\$297,810)	\$43,794	14.71%	\$1,576,839	(\$653,955)	\$2,230,794	341.12%
60-Golf Fund									
4-Revenues									
41-Taxes	\$1,325,929	\$0	\$0	\$0	0.00%	\$662,965	\$872,920	(\$209,955)	-24.05%
42-Charges for Services	\$2,319,000	\$421,211	\$394,182	\$27,028	6.86%	\$2,090,552	\$2,057,045	\$33,507	1.63%
44-Rentals	\$440,050	\$105,701	\$106,809	(\$1,108)	-1.04%	\$389,400	\$439,447	(\$50,047)	-11.39%
45-Product Sales	\$5,727,000	\$598,970	\$552,252	\$46,718	8.46%	\$3,292,797	\$2,669,179	\$623,618	23.36%
46-Grants & Donations	\$0	\$0	\$0	\$0	0.00%	\$2,435	\$0	\$2,435	0.00%
47-Misc. Income	\$43,000	\$37,336	\$2,300	\$35,035	1523.27%	\$60,906	\$71,671	(\$10,765)	-15.02%
48-Interest Income	\$4,000	(\$3,714)	\$40	(\$3,755)	-9386.38%	(\$949)	\$1,056	(\$2,005)	-189.88%
49-Transfers In	\$0								
4-Revenues Total	\$9,858,979	\$1,159,503	\$1,055,584	\$103,919	9.84%	\$6,498,106	\$6,111,318	\$386,789	6.33%
5-Expenses									
51-Salaries & Wages	(\$3,975,866)	(\$314,351)	(\$260,177)	(\$54,174)	-20.82%	(\$2,277,647)	(\$1,777,428)	(\$500,219)	-28.14%
52-Contractual Services	(\$3,039,409)	(\$104,037)	(\$120,877)	\$16,840	13.93%	(\$934,770)	(\$818,482)	(\$116,288)	-14.21%
53-Supplies	(\$2,355,403)	(\$277,056)	(\$183,821)	(\$93,235)	-50.72%	(\$1,352,475)	(\$990,286)	(\$362,188)	-36.57%
54-Other Charges	(\$276,749)	(\$14,013)	(\$7,516)	(\$6,498)	-86.45%	(\$131,110)	(\$87,533)	(\$43,578)	-49.78%
57-Capital	(\$742,294)	(\$22,577)	(\$750)	(\$21,827)	-2910.22%	(\$216,250)	(\$89,555)	(\$126,695)	-141.47%
59-Transfers Out	(\$50,000)	\$0	\$0	\$0	0.00%	(\$25,000)	\$0	(\$25,000)	0.00%

Row Labels	Full Year Budget	Sum of CY Month	Sum of LY Month	Month Variance	% Month Variance	Sum of Curr YTD	Sum of LY YTD	YTD Variance	% YTD Variance
5-Expenses Total	(\$10,439,722)	(\$732,035)	(\$573,141)	(\$158,894)	-27.72%	(\$4,937,253)	(\$3,763,284)	(\$1,173,968)	-31.20%
60-Golf Fund Total	(\$580,743)	\$427,468	\$482,444	(\$54,975)	-11.40%	\$1,560,854	\$2,348,034	(\$787,180)	-33.53%
70-Information Technology									
4-Revenues									
42-Charges for Services	\$491,243	\$0	\$0	\$0	0.00%	\$245,621	\$258,420	(\$12,798)	-4.95%
43-Debt Proceeds	\$0								
47-Misc. Income	\$33	\$0	\$0	\$0	0.00%	\$63	\$33	\$30	92.21%
48-Interest Income	\$0								
49-Transfers In	\$0								
4-Revenues Total	\$491,276	\$0	\$0	\$0	0.00%	\$245,685	\$258,452	(\$12,768)	-4.94%
5-Expenses									
52-Contractual Services	(\$407,043)	(\$28,386)	(\$19,286)	(\$9,100)	-47.18%	(\$238,709)	(\$193,196)	(\$45,514)	-23.56%
53-Supplies	(\$63,700)	(\$5,341)	\$0	(\$5,341)	0.00%	(\$7,120)	(\$22,283)	\$15,163	68.05%
57-Capital	(\$20,500)	\$0	\$0	\$0	0.00%	\$0	\$0	\$0	0.00%
5-Expenses Total	(\$491,243)	(\$33,726)	(\$19,286)	(\$14,441)	-74.88%	(\$245,830)	(\$215,479)	(\$30,351)	-14.09%
70-Information Technology Total	\$33	(\$33,726)	(\$19,286)	(\$14,441)	-74.88%	(\$145)	\$42,973	(\$43,118)	-100.34%
75-Health Insurance									
4-Revenues									
42-Charges for Services	\$1,494,821	\$0	\$0	\$0	0.00%	\$744,300	\$645,151	\$99,149	15.37%
47-Misc. Income	\$120,177	\$9,175	\$8,950	\$226	2.52%	\$78,886	\$73,871	\$5,015	6.79%
48-Interest Income	\$200	\$0	\$0	\$0	0.00%	\$0	\$0	\$0	0.00%
49-Transfers In	\$0								
4-Revenues Total	\$1,615,199	\$9,175	\$8,950	\$226	2.52%	\$823,186	\$719,022	\$104,165	14.49%
5-Expenses									
52-Contractual Services	(\$1,617,799)	(\$122,861)	(\$108,092)	(\$14,769)	-13.66%	(\$1,123,034)	(\$878,063)	(\$244,971)	-27.90%
5-Expenses Total	(\$1,617,799)	(\$122,861)	(\$108,092)	(\$14,769)	-13.66%	(\$1,123,034)	(\$878,063)	(\$244,971)	-27.90%
75-Health Insurance Total	(\$2,600)	(\$113,685)	(\$99,142)	(\$14,543)	-14.67%	(\$299,847)	(\$159,041)	(\$140,806)	-88.53%
Grand Total	(\$877,044)	\$612,102	\$1,220,364	(\$608,262)	-49.84%	\$5,705,007	\$6,994,810	(\$1,289,803)	-18.44%

Row Labels	Full Year Budget	Sum of CY Month	Sum of LY Month	Month Variance	% Month Variance	Sum of Curr YTD	Sum of LY YTD	YTD Variance	% YTD Variance
10-General									
000-Administration									
4-Revenues									
41-Taxes	\$2,432,614	\$234,304	\$315,138	(\$80,835)	-25.65%	\$1,587,279	\$1,615,962	(\$28,683)	-1.77%
42-Charges for Services	\$339,835	\$128,635	\$68,057	\$60,578	89.01%	\$312,029	\$213,259	\$98,770	46.31%
43-Debt Proceeds	\$0								
44-Rentals	\$50,000	\$0	\$0	\$0	0.00%	\$50,000	\$50,000	\$0	0.00%
45-Product Sales	\$88,250	\$37,174	\$3,206	\$33,968	1059.51%	\$51,704	\$35,762	\$15,941	44.58%
46-Grants & Donations	\$2,000	\$0	\$597	(\$597)	-100.00%	\$0	\$597	(\$597)	-100.00%
47-Misc. Income	\$1,250	\$171	\$19	\$152	798.11%	\$1,285	\$842	\$443	52.58%
48-Interest Income	\$5,000	\$11,414	\$220	\$11,194	5088.28%	\$22,127	\$1,455	\$20,673	1420.82%
49-Transfers In	\$0								
4-Revenues Total	\$2,918,949	\$411,698	\$387,238	\$24,460	6.32%	\$2,024,424	\$1,917,877	\$106,547	5.56%
5-Expenses									
51-Salaries & Wages	(\$762,597)	(\$62,476)	(\$51,864)	(\$10,612)	-20.46%	(\$474,364)	(\$441,150)	(\$33,213)	-7.53%
52-Contractual Services	(\$648,545)	(\$44,486)	(\$28,029)	(\$16,457)	-58.71%	(\$342,219)	(\$298,445)	(\$43,774)	-14.67%
53-Supplies	(\$142,861)	(\$7,603)	(\$33,327)	\$25,723	77.19%	(\$74,607)	(\$83,009)	\$8,403	10.12%
54-Other Charges	(\$184,537)	(\$7,442)	(\$3,604)	(\$3,839)	-106.51%	(\$93,670)	(\$48,483)	(\$45,187)	-93.20%
57-Capital	(\$3,203)	\$0	\$0	\$0	0.00%	(\$1,602)	(\$4,555)	\$2,953	64.83%
59-Transfers Out	(\$2,012,500)	\$0	\$0	\$0	0.00%	(\$1,006,250)	\$0	(\$1,006,250)	0.00%
5-Expenses Total	(\$3,754,243)	(\$122,007)	(\$116,823)	(\$5,184)	-4.44%	(\$1,992,711)	(\$875,643)	(\$1,117,068)	-127.57%
000-Administration Total	(\$835,294)	\$289,691	\$270,415	\$19,276	7.13%	\$31,713	\$1,042,234	(\$1,010,521)	-96.96%
101-Parks Maintenance									
4-Revenues									
41-Taxes	\$2,432,614	\$234,304	\$315,122	(\$80,818)	-25.65%	\$1,587,279	\$1,615,946	(\$28,667)	-1.77%
42-Charges for Services	\$5,000	\$0	\$0	\$0	0.00%	\$0	\$3,131	(\$3,131)	-99.99%
46-Grants & Donations	\$0	\$0	\$0	\$0	0.00%	\$11,174	\$0	\$11,174	0.00%
47-Misc. Income	\$5,000	\$402	\$851	(\$449)	-52.76%	\$3,702	\$5,313	(\$1,611)	-30.32%
49-Transfers In	\$0								
4-Revenues Total	\$2,442,614	\$234,706	\$315,973	(\$81,267)	-25.72%	\$1,602,155	\$1,624,389	(\$22,234)	-1.37%
5-Expenses									
51-Salaries & Wages	(\$1,738,513)	(\$147,535)	(\$120,888)	(\$26,646)	-22.04%	(\$1,004,855)	(\$931,863)	(\$72,992)	-7.83%
52-Contractual Services	(\$658,739)	(\$22,861)	(\$9,310)	(\$13,551)	-145.55%	(\$304,279)	(\$242,165)	(\$62,114)	-25.65%
53-Supplies	(\$367,709)	(\$41,865)	(\$24,658)	(\$17,207)	-69.78%	(\$207,459)	(\$180,192)	(\$27,266)	-15.13%
54-Other Charges	(\$15,050)	\$0	(\$95)	\$95	100.00%	(\$3,648)	(\$2,778)	(\$870)	-31.30%
57-Capital	(\$213,922)	\$0	\$0	\$0	0.00%	(\$16,828)	(\$66,223)	\$49,394	74.59%
59-Transfers Out	\$0								
5-Expenses Total	(\$2,993,933)	(\$212,260)	(\$154,951)	(\$57,309)	-36.99%	(\$1,537,069)	(\$1,423,221)	(\$113,847)	-8.00%
101-Parks Maintenance Total	(\$551,319)	\$22,446	\$161,022	(\$138,576)	-86.06%	\$65,086	\$201,168	(\$136,082)	-67.65%
430-Historical Museum									
4-Revenues									
42-Charges for Services	\$42,400	\$5,085	\$5,270	(\$185)	-3.51%	\$42,006	\$22,182	\$19,824	89.37%
44-Rentals	\$9,250	\$239	\$140	\$99	70.71%	\$5,752	\$2,970	\$2,782	93.67%
45-Product Sales	\$1,150	\$67	\$101	(\$34)	-33.22%	\$946	\$349	\$596	170.88%
46-Grants & Donations	\$163,250	\$1,068	\$363	\$705	194.18%	\$115,562	\$95,477	\$20,085	21.04%
47-Misc. Income	\$0	\$0	\$0	\$0	0.00%	\$0	\$391	(\$391)	-100.00%
4-Revenues Total	\$216,050	\$6,460	\$5,874	\$585	9.96%	\$164,266	\$121,369	\$42,897	35.34%
5-Expenses									
51-Salaries & Wages	(\$118,813)	(\$9,448)	(\$7,823)	(\$1,625)	-20.77%	(\$74,422)	(\$63,339)	(\$11,083)	-17.50%
52-Contractual Services	(\$83,732)	(\$8,138)	(\$943)	(\$7,195)	-762.96%	(\$49,522)	(\$30,719)	(\$18,803)	-61.21%
53-Supplies	(\$14,414)	(\$293)	(\$496)	\$203	40.90%	(\$6,899)	(\$3,248)	(\$3,650)	-112.39%
54-Other Charges	(\$7,095)	(\$343)	(\$154)	(\$188)	-122.16%	(\$1,644)	(\$869)	(\$774)	-89.11%
57-Capital	(\$769)	\$0	\$0	\$0	0.00%	(\$384)	(\$911)	\$527	57.80%
5-Expenses Total	(\$224,822)	(\$18,221)	(\$9,416)	(\$8,805)	-93.51%	(\$132,871)	(\$99,087)	(\$33,784)	-34.10%
430-Historical Museum Total	(\$8,772)	(\$11,761)	(\$3,541)	(\$8,220)	-232.13%	\$31,395	\$22,283	\$9,112	40.89%
10-General Total	(\$1,395,386)	\$300,375	\$427,895	(\$127,519)	-29.80%	\$128,194	\$1,265,684	(\$1,137,490)	-89.87%
20-Recreation									
000-Administration									
4-Revenues									
41-Taxes	\$4,814,336	\$463,649	\$623,509	(\$159,860)	-25.64%	\$3,140,965	\$3,197,286	(\$56,322)	-1.76%
42-Charges for Services	\$126,140	\$0	\$1,700	(\$1,700)	-100.00%	\$135,662	\$26,350	\$109,312	414.85%
44-Rentals	\$46,680	\$19,640	\$13,575	\$6,065	44.68%	\$40,361	\$27,781	\$12,580	45.28%

Page 19 of 26

Row Labels	Full Year Budget	Sum of CY Month	Sum of LY Month	Month Variance	% Month Variance	Sum of Curr YTD	Sum of LY YTD	YTD Variance	% YTD Variance
45-Product Sales	\$50,838	\$0	\$0	\$0	0.00%	\$54,715	\$0	\$54,715	0.00%
46-Grants & Donations	\$16,300	\$36	\$158	(\$121)	-76.77%	\$5,446	\$296	\$5,150	1740.01%
47-Misc. Income	\$3,641	\$1,202	\$818	\$384	46.98%	\$7,208	\$5,649	\$1,559	27.59%
48-Interest Income	\$6,000	\$7,914	\$252	\$7,662	3040.59%	\$23,907	\$1,122	\$22,784	2030.68%
49-Transfers In	\$0								
4-Revenues Total	\$5,063,934	\$492,442	\$640,011	(\$147,570)	-23.06%	\$3,408,264	\$3,258,485	\$149,779	4.60%
5-Expenses									
51-Salaries & Wages	(\$1,341,292)	(\$98,226)	(\$87,606)	(\$10,621)	-12.12%	(\$823,522)	(\$747,393)	(\$76,129)	-10.19%
52-Contractual Services	(\$771,176)	(\$46,910)	(\$23,196)	(\$23,714)	-102.23%	(\$435,167)	(\$295,964)	(\$139,203)	-47.03%
53-Supplies	(\$115,709)	\$1,186	(\$2,015)	\$3,200	158.83%	(\$90,041)	(\$13,087)	(\$76,954)	-588.02%
54-Other Charges	(\$134,287)	(\$4,147)	(\$804)	(\$3,344)	-415.87%	(\$53,619)	(\$40,698)	(\$12,921)	-31.75%
57-Capital	(\$3,716)	\$0	\$0	\$0	0.00%	(\$1,858)	(\$4,555)	\$2,697	59.21%
59-Transfers Out	(\$2,275,000)	\$0	\$0	\$0	0.00%	(\$1,137,500)	\$0	(\$1,137,500)	0.00%
5-Expenses Total	(\$4,641,179)	(\$148,097)	(\$113,619)	(\$34,478)	-30.35%	(\$2,541,707)	(\$1,101,697)	(\$1,440,010)	-130.71%
000-Administration Total	\$422,755	\$344,344	\$526,392	(\$182,048)	-34.58%	\$866,557	\$2,156,788	(\$1,290,231)	-59.82%
101-Parks Maintenance									
4-Revenues									
42-Charges for Services	\$0								
44-Rentals	\$12,261	\$2,085	\$2,765	(\$680)	-24.59%	\$11,970	\$10,086	\$1,884	18.68%
45-Product Sales	\$0	\$0	\$0	\$0	0.00%	\$0	\$0	\$0	0.00%
47-Misc. Income	\$0	\$0	\$0	\$0	0.00%	\$5	\$0	\$5	0.00%
4-Revenues Total	\$12,261	\$2,085	\$2,765	(\$680)	-24.59%	\$11,975	\$10,086	\$1,889	18.73%
5-Expenses									
51-Salaries & Wages	(\$852,470)	(\$55,113)	(\$51,061)	(\$4,052)	-7.94%	(\$514,719)	(\$483,924)	(\$30,795)	-6.36%
52-Contractual Services	(\$358,217)	(\$5,158)	(\$15,721)	\$10,563	67.19%	(\$113,883)	(\$140,164)	\$26,281	18.75%
53-Supplies	(\$273,926)	(\$21,013)	(\$17,730)	(\$3,283)	-18.52%	(\$150,923)	(\$111,689)	(\$39,234)	-35.13%
57-Capital	(\$14,128)	\$0	\$0	\$0	0.00%	(\$15,824)	(\$182)	(\$15,642)	-8594.43%
5-Expenses Total	(\$1,498,742)	(\$81,285)	(\$84,512)	\$3,227	3.82%	(\$795,349)	(\$735,959)	(\$59,390)	-8.07%
101-Parks Maintenance Total	(\$1,486,481)	(\$79,200)	(\$81,747)	\$2,547	3.12%	(\$783,374)	(\$725,873)	(\$57,501)	-7.92%
220-Recreation Programs									
4-Revenues									
42-Charges for Services	\$3,031,344	\$300,292	\$248,334	\$51,959	20.92%	\$2,084,978	\$1,408,449	\$676,529	48.03%
44-Rentals	\$85,000	\$1,440	\$1,070	\$370	34.53%	\$43,288	\$33,481	\$9,807	29.29%
45-Product Sales	\$10,800	\$0	\$6,720	(\$6,720)	-100.00%	\$7,888	\$10,960	(\$3,072)	-28.03%
46-Grants & Donations	\$0	\$0	\$11	(\$11)	-100.00%	\$0	\$26	(\$26)	-100.00%
47-Misc. Income	\$0								
4-Revenues Total	\$3,127,144	\$301,732	\$256,135	\$45,597	17.80%	\$2,136,155	\$1,452,917	\$683,238	47.03%
5-Expenses									
51-Salaries & Wages	(\$1,153,548)	(\$107,154)	(\$94,182)	(\$12,972)	-13.77%	(\$709,864)	(\$539,968)	(\$169,896)	-31.46%
52-Contractual Services	(\$1,135,926)	(\$106,143)	(\$59,316)	(\$46,827)	-78.95%	(\$615,478)	(\$453,388)	(\$162,090)	-35.75%
53-Supplies	(\$171,002)	(\$25,526)	(\$6,616)	(\$18,910)	-285.83%	(\$94,769)	(\$27,235)	(\$67,534)	-247.97%
54-Other Charges	(\$1,400)	\$0	\$37	(\$37)	-100.00%	(\$56)	\$0	(\$56)	0.00%
57-Capital	(\$641)	\$0	\$0	\$0	0.00%	(\$320)	(\$1,731)	\$1,411	81.49%
5-Expenses Total	(\$2,462,516)	(\$238,824)	(\$160,077)	(\$78,747)	-49.19%	(\$1,420,488)	(\$1,022,322)	(\$398,166)	-38.95%
220-Recreation Programs Total	\$664,628	\$62,908	\$96,058	(\$33,150)	-34.51%	\$715,667	\$430,595	\$285,072	66.20%
221-Athletics									
4-Revenues									
42-Charges for Services	\$445,800	\$61,816	\$61,622	\$194	0.32%	\$335,566	\$317,154	\$18,412	5.81%
45-Product Sales	\$14,000	\$7,137	\$260	\$6,877	2644.85%	\$8,623	\$5,102	\$3,521	69.01%
47-Misc. Income	\$0								
49-Transfers In	\$90,000								
4-Revenues Total	\$549,800	\$68,953	\$61,882	\$7,071	11.43%	\$344,189	\$322,255	\$21,933	6.81%
5-Expenses									
51-Salaries & Wages	(\$59,745)	(\$3,843)	(\$2,316)	(\$1,527)	-65.93%	(\$25,282)	(\$19,453)	(\$5,829)	-29.96%
52-Contractual Services	(\$152,111)	(\$43,890)	(\$2,755)	(\$41,135)	-1493.09%	(\$106,059)	(\$56,098)	(\$49,961)	-89.06%
53-Supplies	(\$263,262)	(\$34,095)	(\$18,997)	(\$15,098)	-79.48%	(\$153,859)	(\$86,922)	(\$66,937)	-77.01%
54-Other Charges	(\$66,916)	\$550	(\$816)	\$1,366	167.43%	(\$45,339)	(\$17,591)	(\$27,748)	-157.74%
57-Capital	\$0								
59-Transfers Out	\$0								
5-Expenses Total	(\$542,034)	(\$81,278)	(\$24,884)	(\$56,393)	-226.62%	(\$330,538)	(\$180,064)	(\$150,474)	-83.57%
221-Athletics Total	\$7,766	(\$12,325)	\$36,998	(\$49,322)	-133.31%	\$13,651	\$142,191	(\$128,541)	-90.40%
222-Pools									

Row Labels	Full Year Budget	Sum of CY Month	Sum of LY Month	Month Variance	% Month Variance	Sum of Curr YTD	Sum of LY YTD	YTD Variance	% YTD Variance
4-Revenues									
42-Charges for Services	\$777,000	\$120,280	\$145,622	(\$25,342)	-17.40%	\$844,743	\$735,078	\$109,665	14.92%
44-Rentals	\$20,100	\$2,200	\$1,090	\$1,110	101.83%	\$12,748	\$7,830	\$4,918	62.80%
45-Product Sales	\$92,000	\$15,212	\$29,376	(\$14,164)	-48.22%	\$109,181	\$102,994	\$6,187	6.01%
46-Grants & Donations	\$0								
47-Misc. Income	\$16,500	\$22	(\$3,031)	\$3,053	100.72%	\$12,067	\$11,744	\$323	2.75%
4-Revenues Total	\$905,600	\$137,713	\$173,056	(\$35,343)	-20.42%	\$978,738	\$857,645	\$121,093	14.12%
5-Expenses									
51-Salaries & Wages	(\$589,901)	(\$147,714)	(\$172,797)	\$25,083	14.52%	(\$580,403)	(\$533,161)	(\$47,242)	-8.86%
52-Contractual Services	(\$284,501)	(\$40,501)	(\$34,632)	(\$5,869)	-16.95%	(\$156,647)	(\$170,555)	\$13,908	8.15%
53-Supplies	(\$79,436)	(\$23,458)	(\$10,268)	(\$13,191)	-128.47%	(\$79,348)	(\$58,000)	(\$21,349)	-36.81%
54-Other Charges	(\$22,000)	(\$23)	(\$71)	\$48	67.73%	(\$10,940)	(\$15,799)	\$4,859	30.76%
57-Capital	(\$769)	\$0	\$0	\$0	0.00%	(\$384)	(\$1,093)	\$709	64.85%
59-Transfers Out	\$0								
5-Expenses Total	(\$976,607)	(\$211,697)	(\$217,768)	\$6,072	2.79%	(\$827,723)	(\$778,608)	(\$49,114)	-6.31%
222-Pools Total	(\$71,007)	(\$73,984)	(\$44,712)	(\$29,272)	-65.47%	\$151,015	\$79,037	\$71,979	91.07%
224-Recreation Facilities									
4-Revenues									
42-Charges for Services	\$1,900	\$52	\$75	(\$23)	-30.31%	\$1,104	\$1,328	(\$225)	-16.94%
44-Rentals	\$67,425	\$3,341	\$3,894	(\$553)	-14.20%	\$25,520	\$17,034	\$8,485	49.81%
45-Product Sales	\$1,000	(\$240)	(\$422)	\$182	43.19%	\$1,112	(\$883)	\$1,994	225.86%
47-Misc. Income	\$0	\$0	\$45	(\$45)	-100.00%	\$0	\$45	(\$45)	-100.00%
4-Revenues Total	\$70,325	\$3,153	\$3,592	(\$439)	-12.21%	\$27,735	\$17,525	\$10,210	58.26%
5-Expenses									
51-Salaries & Wages	(\$188,905)	(\$14,207)	(\$12,664)	(\$1,543)	-12.19%	(\$117,098)	(\$96,635)	(\$20,464)	-21.18%
52-Contractual Services	(\$350,294)	(\$18,394)	(\$24,274)	\$5,880	24.22%	(\$163,891)	(\$180,622)	\$16,731	9.26%
53-Supplies	(\$33,727)	(\$2,378)	(\$2,359)	(\$19)	-0.79%	(\$12,578)	(\$6,589)	(\$5,989)	-90.89%
54-Other Charges	(\$8,189)	(\$50)	\$0	(\$50)	0.00%	(\$618)	(\$686)	\$68	9.90%
57-Capital	(\$1,281)	\$0	\$0	\$0	0.00%	(\$641)	(\$1,822)	\$1,181	64.84%
59-Transfers Out	\$0								
5-Expenses Total	(\$582,397)	(\$35,029)	(\$39,297)	\$4,268	10.86%	(\$294,826)	(\$286,354)	(\$8,472)	-2.96%
224-Recreation Facilities Total	(\$512,072)	(\$31,876)	(\$35,705)	\$3,829	10.72%	(\$267,091)	(\$268,829)	\$1,738	0.65%
350-Special Facilities									
4-Revenues									
42-Charges for Services	\$555,000	\$33,970	\$30,542	\$3,428	11.22%	\$274,294	\$194,117	\$80,177	41.30%
44-Rentals	\$2,250	\$160	\$91	\$68	75.08%	\$933	\$1,704	(\$771)	-45.24%
45-Product Sales	\$1,700	\$214	\$190	\$24	12.75%	\$1,491	\$1,169	\$322	27.53%
46-Grants & Donations	\$0								
47-Misc. Income	\$500								
4-Revenues Total	\$559,450	\$34,344	\$30,824	\$3,520	11.42%	\$276,719	\$196,991	\$79,728	40.47%
5-Expenses									
51-Salaries & Wages	(\$448,424)	(\$29,158)	(\$21,276)	(\$7,882)	-37.04%	(\$240,934)	(\$210,962)	(\$29,972)	-14.21%
52-Contractual Services	(\$71,590)	(\$4,075)	(\$3,114)	(\$960)	-30.84%	(\$31,923)	(\$42,823)	\$10,901	25.46%
53-Supplies	(\$72,957)	(\$920)	(\$2,442)	\$1,522	62.31%	(\$13,437)	(\$13,514)	\$77	0.57%
54-Other Charges	(\$11,250)	(\$546)	(\$122)	(\$423)	-347.11%	(\$2,108)	(\$1,945)	(\$163)	-8.36%
57-Capital	(\$769)	\$0	\$0	\$0	0.00%	(\$384)	(\$1,670)	\$1,286	76.99%
59-Transfers Out	\$0								
5-Expenses Total	(\$604,990)	(\$34,699)	(\$26,955)	(\$7,744)	-28.73%	(\$288,786)	(\$270,914)	(\$17,872)	-6.60%
350-Special Facilities Total	(\$45,540)	(\$355)	\$3,868	(\$4,224)	-109.19%	(\$12,067)	(\$73,923)	\$61,856	83.68%
20-Recreation Total	(\$1,019,950)	\$209,513	\$501,152	(\$291,639)	-58.19%	\$684,358	\$1,739,986	(\$1,055,628)	-60.67%
22-Cosley Zoo									
000-Administration									
4-Revenues									
41-Taxes	\$1,015,271	\$97,936	\$134,694	(\$36,758)	-27.29%	\$663,466	\$690,697	(\$27,231)	-3.94%
42-Charges for Services	\$0								
44-Rentals	\$0								
45-Product Sales	\$0								
46-Grants & Donations	\$0								
47-Misc. Income	\$0	\$0	\$0	\$0	0.00%	\$0	\$509	(\$509)	-100.05%
48-Interest Income	\$1,000	\$214	\$50	\$163	326.82%	\$1,966	\$267	\$1,699	636.44%
49-Transfers In	\$0								
4-Revenues Total	\$1,016,271	\$98,150	\$134,744	(\$36,594)	-27.16%	\$665,432	\$691,473	(\$26,041)	-3.77%

Page 21 of 26

Row Labels	Full Year Budget	Sum of CY Month	Sum of LY Month	Month Variance	% Month Variance	Sum of Curr YTD	Sum of LY YTD	YTD Variance	% YTD Variance
5-Expenses									
51-Salaries & Wages	(\$71,062)	(\$5,164)	(\$5,433)	\$269	4.95%	(\$44,755)	(\$45,963)	\$1,208	2.63%
52-Contractual Services	(\$13,592)	(\$542)	(\$411)	(\$131)	-31.88%	(\$8,032)	(\$5,937)	(\$2,095)	-35.29%
53-Supplies	\$0								
54-Other Charges	(\$100)	\$0	\$0	\$0	0.00%	\$0	\$0	\$0	0.00%
57-Capital	\$0								
59-Transfers Out	(\$100,000)	\$0	\$0	\$0	0.00%	(\$50,000)	\$0	(\$50,000)	0.00%
5-Expenses Total	(\$184,753)	(\$5,706)	(\$5,844)	\$138	2.36%	(\$102,787)	(\$51,900)	(\$50,887)	-98.05%
000-Administration Total	\$831,518	\$92,444	\$128,900	(\$36,456)	-28.28%	\$562,645	\$639,573	(\$76,928)	-12.03%
101-Parks Maintenance									
4-Revenues									
47-Misc. Income	\$0								
4-Revenues Total	\$0								
5-Expenses									
51-Salaries & Wages	(\$53,767)	(\$4,031)	(\$3,800)	(\$231)	-6.08%	(\$34,862)	(\$34,272)	(\$590)	-1.72%
52-Contractual Services	(\$6,039)	\$0	\$0	\$0	0.00%	(\$3,020)	(\$2,914)	(\$106)	-3.63%
53-Supplies	\$0								
57-Capital	\$0								
5-Expenses Total	(\$59,806)	(\$4,031)	(\$3,800)	(\$231)	-6.08%	(\$37,882)	(\$37,186)	(\$696)	-1.87%
101-Parks Maintenance Total	(\$59,806)	(\$4,031)	(\$3,800)	(\$231)	-6.08%	(\$37,882)	(\$37,186)	(\$696)	-1.87%
220-Recreation Programs									
4-Revenues									
42-Charges for Services	\$177,298	\$14,694	\$10,162	\$4,532	44.60%	\$78,082	\$66,379	\$11,703	17.63%
45-Product Sales	\$900	\$115	\$135	(\$20)	-14.81%	\$726	\$135	\$591	437.77%
46-Grants & Donations	\$730	\$0	\$0	\$0	0.00%	\$195	\$0	\$195	0.00%
4-Revenues Total	\$178,928	\$14,809	\$10,297	\$4,512	43.82%	\$79,003	\$66,514	\$12,489	18.78%
5-Expenses									
51-Salaries & Wages	\$0								
52-Contractual Services	(\$2,000)	\$0	\$0	\$0	0.00%	\$0	\$0	\$0	0.00%
53-Supplies	(\$15,649)	(\$573)	(\$275)	(\$297)	-108.13%	(\$5,938)	(\$1,442)	(\$4,497)	-311.85%
57-Capital	\$0								
5-Expenses Total	(\$17,649)	(\$573)	(\$275)	(\$297)	-108.13%	(\$5,938)	(\$1,442)	(\$4,497)	-311.85%
220-Recreation Programs Total	\$161,279	\$14,237	\$10,022	\$4,215	42.05%	\$73,065	\$65,073	\$7,992	12.28%
350-Special Facilities									
5-Expenses									
51-Salaries & Wages	(\$69,603)	(\$6,247)	(\$4,896)	(\$1,352)	-27.61%	(\$46,933)	(\$41,839)	(\$5,094)	-12.17%
52-Contractual Services	(\$10,089)	\$0	\$0	\$0	0.00%	(\$5,045)	(\$6,693)	\$1,648	24.62%
53-Supplies	\$0								
54-Other Charges	(\$12,000)	\$0	(\$50)	\$50	100.00%	(\$1,512)	(\$2,256)	\$744	32.98%
57-Capital	\$0								
5-Expenses Total	(\$91,692)	(\$6,247)	(\$4,946)	(\$1,302)	-26.32%	(\$53,490)	(\$50,788)	(\$2,702)	-5.32%
350-Special Facilities Total	(\$91,692)	(\$6,247)	(\$4,946)	(\$1,302)	-26.32%	(\$53,490)	(\$50,788)	(\$2,702)	-5.32%
501-Cosley Zoo Operations									
4-Revenues									
42-Charges for Services	\$375,000	\$55,222	\$51,024	\$4,198	8.23%	\$246,788	\$311,431	(\$64,643)	-20.76%
44-Rentals	\$55,500	\$5,046	\$6,496	(\$1,451)	-22.33%	\$43,465	\$18,856	\$24,609	130.51%
45-Product Sales	\$0								
46-Grants & Donations	\$111,500	\$7,973	\$6,051	\$1,922	31.76%	\$54,897	\$149,139	(\$94,241)	-63.19%
47-Misc. Income	\$0	\$46	\$0	\$46	0.00%	\$504	\$279	\$225	80.67%
4-Revenues Total	\$542,000	\$68,286	\$63,572	\$4,715	7.42%	\$345,654	\$479,704	(\$134,051)	-27.94%
5-Expenses									
51-Salaries & Wages	(\$903,398)	(\$68,608)	(\$56,617)	(\$11,991)	-21.18%	(\$527,537)	(\$481,250)	(\$46,287)	-9.62%
52-Contractual Services	(\$284,012)	(\$8,375)	(\$8,764)	\$389	4.44%	(\$141,936)	(\$143,989)	\$2,053	1.43%
53-Supplies	(\$230,618)	(\$10,738)	(\$10,605)	(\$133)	-1.25%	(\$94,911)	(\$92,525)	(\$2,386)	-2.58%
54-Other Charges	(\$51,381)	(\$2,781)	(\$1,658)	(\$1,122)	-67.67%	(\$26,671)	(\$23,142)	(\$3,529)	-15.25%
57-Capital	(\$2,178)	\$0	\$0	\$0	0.00%	(\$1,089)	(\$2,733)	\$1,644	60.15%
59-Transfers Out	(\$100,000)	\$0	\$0	\$0	0.00%	(\$50,000)	\$0	(\$50,000)	0.00%
5-Expenses Total	(\$1,571,587)	(\$90,502)	(\$77,645)	(\$12,857)	-16.56%	(\$842,143)	(\$743,639)	(\$98,505)	-13.25%
501-Cosley Zoo Operations Total	(\$1,029,587)	(\$22,216)	(\$14,074)	(\$8,142)	-57.85%	(\$496,490)	(\$263,934)	(\$232,555)	-88.11%
22-Cosley Zoo Total	(\$188,289)	\$74,186	\$116,103	(\$41,917)	-36.10%	\$47,849	\$352,737	(\$304,889)	-86.44%
60-Golf Fund									
000-Administration									

Row Labels	Full Year Budget	Sum of CY Month	Sum of LY Month	Month Variance	% Month Variance	Sum of Curr YTD	Sum of LY YTD	YTD Variance	% YTD Variance
4-Revenues									
41-Taxes	\$1,325,929	\$0	\$0	\$0	0.00%	\$662,965	\$872,920	(\$209,955)	-24.05%
42-Charges for Services	\$0	\$0	\$0	\$0	0.00%	\$0	\$700	(\$700)	-100.00%
46-Grants & Donations	\$0	\$0	\$0	\$0	0.00%	\$2,435	\$0	\$2,435	0.00%
47-Misc. Income	\$4,000	\$19,588	\$240	\$19,348	8061.68%	\$27,543	\$5,458	\$22,085	404.63%
48-Interest Income	\$4,000	(\$3,714)	\$40	(\$3,755)	-9386.38%	(\$949)	\$1,056	(\$2,005)	-189.88%
49-Transfers In	\$0								
4-Revenues Total	\$1,333,929	\$15,874	\$280	\$15,593	5569.10%	\$691,994	\$880,134	(\$188,140)	-21.38%
5-Expenses									
51-Salaries & Wages	(\$510,040)	(\$33,572)	(\$36,441)	\$2,869	7.87%	(\$280,206)	(\$302,965)	\$22,759	7.51%
52-Contractual Services	(\$1,854,217)	(\$25,485)	(\$36,564)	\$11,079	30.30%	(\$295,376)	(\$301,457)	\$6,081	2.02%
53-Supplies	(\$120,838)	(\$12,340)	(\$7,126)	(\$5,214)	-73.17%	(\$52,866)	(\$67,070)	\$14,204	21.18%
54-Other Charges	(\$142,249)	(\$6,369)	(\$5,531)	(\$839)	-15.16%	(\$68,418)	(\$47,144)	(\$21,274)	-45.13%
57-Capital	(\$769)	\$0	\$0	\$0	0.00%	(\$384)	(\$607)	\$223	36.73%
59-Transfers Out	(\$50,000)	\$0	\$0	\$0	0.00%	(\$25,000)	\$0	(\$25,000)	0.00%
5-Expenses Total	(\$2,678,112)	(\$77,766)	(\$85,661)	\$7,895	9.22%	(\$722,251)	(\$719,244)	(\$3,008)	-0.42%
000-Administration Total	(\$1,344,183)	(\$61,892)	(\$85,380)	\$23,489	27.51%	(\$30,258)	\$160,890	(\$191,148)	-118.81%
101-Parks Maintenance									
5-Expenses									
51-Salaries & Wages	(\$18,633)	(\$1,432)	(\$1,328)	(\$105)	-7.89%	(\$12,315)	(\$12,048)	(\$267)	-2.22%
52-Contractual Services	(\$5,316)	(\$109)	(\$101)	(\$8)	-8.01%	(\$2,880)	(\$2,674)	(\$206)	-7.70%
53-Supplies	(\$7,000)	\$0	\$0	\$0	0.00%	(\$2,232)	(\$7,196)	\$4,964	68.99%
54-Other Charges	\$0								
57-Capital	\$0								
5-Expenses Total	(\$30,949)	(\$1,541)	(\$1,428)	(\$113)	-7.90%	(\$17,427)	(\$21,918)	\$4,491	20.49%
350-Special Facilities Total	\$0	\$0	\$0	\$0	0.00%	\$0	\$0	\$0	0.00%
601-Golf Maintenance									
4-Revenues									
46-Grants & Donations	\$0								
47-Misc. Income	\$0	\$12,378	\$0	\$12,378	0.00%	\$12,428	\$160	\$12,268	7667.62%
4-Revenues Total	\$0	\$12,378	\$0	\$12,378	0.00%	\$12,428	\$160	\$12,268	7667.62%
5-Expenses									
51-Salaries & Wages	(\$589,869)	(\$52,716)	(\$45,757)	(\$6,959)	-15.21%	(\$372,028)	(\$338,183)	(\$33,845)	-10.01%
52-Contractual Services	(\$148,769)	(\$4,778)	(\$7,436)	\$2,658	35.75%	(\$76,276)	(\$82,242)	\$5,965	7.25%
53-Supplies	(\$340,141)	(\$54,362)	(\$39,280)	(\$15,082)	-38.40%	(\$260,524)	(\$217,439)	(\$43,085)	-19.81%
54-Other Charges	(\$17,000)	(\$2,976)	\$0	(\$2,976)	0.00%	(\$17,874)	(\$5,644)	(\$12,230)	-216.69%
57-Capital	(\$165,673)	(\$10,331)	(\$750)	(\$9,581)	-1277.47%	(\$69,614)	(\$46,829)	(\$22,785)	-48.66%
5-Expenses Total	(\$1,261,450)	(\$125,163)	(\$93,223)	(\$31,940)	-34.26%	(\$796,316)	(\$690,337)	(\$105,980)	-15.35%
601-Golf Maintenance Total	(\$1,261,450)	(\$112,786)	(\$93,223)	(\$19,562)	-20.98%	(\$783,888)	(\$690,177)	(\$93,711)	-13.58%
611-Pro Shop/Golf Fees									
4-Revenues									
42-Charges for Services	\$1,980,500	\$376,761	\$345,661	\$31,100	9.00%	\$1,825,104	\$1,847,828	(\$22,724)	-1.23%
44-Rentals	\$439,750	\$105,611	\$106,809	(\$1,198)	-1.12%	\$388,598	\$438,273	(\$49,675)	-11.33%
45-Product Sales	\$142,000	\$27,747	\$22,264	\$5,483	24.63%	\$114,938	\$102,095	\$12,843	12.58%
46-Grants & Donations	\$0								
47-Misc. Income	\$0	\$32	\$860	(\$828)	-96.30%	\$109	\$50,490	(\$50,381)	-99.78%
4-Revenues Total	\$2,562,250	\$510,151	\$475,594	\$34,557	7.27%	\$2,328,749	\$2,438,686	(\$109,937)	-4.51%
5-Expenses									
51-Salaries & Wages	(\$450,240)	(\$51,920)	(\$47,610)	(\$4,310)	-9.05%	(\$311,120)	(\$283,109)	(\$28,012)	-9.89%
52-Contractual Services	(\$201,502)	(\$20,464)	(\$16,332)	(\$4,132)	-25.30%	(\$131,580)	(\$125,775)	(\$5,805)	-4.62%
53-Supplies	(\$159,596)	(\$23,933)	(\$3,516)	(\$20,417)	-580.69%	(\$108,437)	(\$56,258)	(\$52,179)	-92.75%
54-Other Charges	(\$30,000)	(\$75)	(\$773)	\$698	90.23%	(\$5,320)	(\$9,782)	\$4,462	45.61%
57-Capital	(\$552,178)	(\$12,246)	\$0	(\$12,246)	0.00%	(\$144,714)	(\$1,275)	(\$143,438)	-11250.08%
5-Expenses Total	(\$1,393,515)	(\$108,638)	(\$68,230)	(\$40,408)	-59.22%	(\$701,172)	(\$476,199)	(\$224,973)	-47.24%
611-Pro Shop/Golf Fees Total	\$1,168,735	\$401,513	\$407,364	(\$5,850)	-1.44%	\$1,627,577	\$1,962,487	(\$334,910)	-17.07%
612-Food and Beverage									
4-Revenues									
42-Charges for Services	\$323,500	\$44,449	\$48,521	(\$4,072)	-8.39%	\$245,116	\$168,962	\$76,154	45.07%
44-Rentals	\$300	\$90	\$0	\$90	0.00%	\$802	\$1,174	(\$372)	-31.71%
45-Product Sales	\$5,585,000	\$571,223	\$529,988	\$41,234	7.78%	\$3,177,860	\$2,567,085	\$610,775	23.79%
46-Grants & Donations	\$0								
47-Misc. Income	\$39,000	\$5,338	\$1,200	\$4,138	344.82%	\$20,826	\$15,562	\$5,264	33.83%

Row Labels	Full Year Budget	Sum of CY Month	Sum of LY Month	Month Variance	% Month Variance	Sum of Curr YTD	Sum of LY YTD	YTD Variance	% YTD Variance
4-Revenues Total	\$5,947,800	\$621,101	\$579,710	\$41,390	7.14%	\$3,444,605	\$2,752,783	\$691,821	25.13%
5-Expenses									
51-Salaries & Wages	(\$2,402,085)	(\$174,710)	(\$129,041)	(\$45,669)	-35.39%	(\$1,300,306)	(\$839,767)	(\$460,539)	-54.84%
52-Contractual Services	(\$828,924)	(\$53,164)	(\$60,426)	\$7,262	12.02%	(\$428,162)	(\$306,077)	(\$122,084)	-39.89%
53-Supplies	(\$1,722,829)	(\$186,421)	(\$133,899)	(\$52,522)	-39.23%	(\$928,416)	(\$642,324)	(\$286,092)	-44.54%
54-Other Charges	(\$87,500)	(\$4,593)	(\$1,212)	(\$3,381)	-278.93%	(\$39,498)	(\$24,963)	(\$14,535)	-58.23%
57-Capital	(\$23,675)	\$0	\$0	\$0	0.00%	(\$1,537)	(\$40,843)	\$39,306	96.24%
59-Transfers Out	\$0								
5-Expenses Total	(\$5,065,013)	(\$418,889)	(\$324,579)	(\$94,309)	-29.06%	(\$2,697,919)	(\$1,853,974)	(\$843,945)	-45.52%
612-Food and Beverage Total	\$882,787	\$202,212	\$255,131	(\$52,919)	-20.74%	\$746,685	\$898,809	(\$152,124)	-16.93%
613-Cross Country Skiing									
4-Revenues									
42-Charges for Services	\$15,000	\$0	\$0	\$0	0.00%	\$20,331	\$39,555	(\$19,224)	-48.60%
45-Product Sales	\$0								
4-Revenues Total	\$15,000	\$0	\$0	\$0	0.00%	\$20,331	\$39,555	(\$19,224)	-48.60%
5-Expenses									
51-Salaries & Wages	(\$5,000)	\$0	\$0	\$0	0.00%	(\$1,671)	(\$1,356)	(\$315)	-23.25%
52-Contractual Services	(\$683)	(\$39)	(\$19)	(\$20)	-102.74%	(\$495)	(\$256)	(\$239)	-93.34%
53-Supplies	(\$5,000)								
57-Capital	\$0								
5-Expenses Total	(\$10,683)	(\$39)	(\$19)	(\$20)	-102.74%	(\$2,166)	(\$1,612)	(\$554)	-34.38%
613-Cross Country Skiing Total	\$4,318	(\$39)	(\$19)	(\$20)	-102.74%	\$18,165	\$37,943	(\$19,778)	-52.13%
60-Golf Fund Total	(\$580,743)	\$427,468	\$482,444	(\$54,975)	-11.40%	\$1,560,854	\$2,348,034	(\$787,180)	-33.53%
Grand Total	(\$3,184,368)	\$1,011,543	\$1,527,593	(\$516,051)	-33.78%	\$2,421,255	\$5,706,441	(\$3,285,186)	-57.57%

PPF	Full Year Budget	Sum of CY Month	Sum of LY Month	Month Variance	% Month Variance	Sum of Curr YTD	Sum of LY YTD	YTD Variance	% YTD Variance
4-Revenues									
42-Charges for Services	\$533,000	\$28,370	\$25,422	\$2,948	11.60%	\$249,419	\$168,564	\$80,855	47.97%
44-Rentals	\$750	\$37	\$49	(\$13)	-25.88%	\$359	\$152	\$207	136.28%
45-Product Sales	\$500	\$0	\$0	\$0	0.00%	\$37	\$0	\$37	0.00%
47-Misc. Income	\$500								
4-Revenues Total	\$534,750	\$28,407	\$25,471	\$2,935	11.52%	\$249,816	\$168,716	\$81,100	48.07%
5-Expenses									
51-Salaries & Wages	(\$399,785)	(\$24,274)	(\$22,601)	(\$1,672)	-7.40%	(\$217,540)	(\$164,443)	(\$53,097)	-32.29%
52-Contractual Services	(\$58,141)	(\$3,175)	(\$2,232)	(\$943)	-42.25%	(\$24,880)	(\$26,910)	\$2,031	7.55%
53-Supplies	(\$70,488)	(\$920)	(\$2,145)	\$1,225	57.10%	(\$11,945)	(\$11,286)	(\$659)	-5.84%
54-Other Charges	(\$6,500)	(\$546)	(\$122)	(\$423)	-347.11%	(\$1,350)	(\$520)	(\$830)	-159.62%
57-Capital	(\$641)	\$0	\$0	\$0	0.00%	(\$320)	(\$1,184)	\$864	72.97%
5-Expenses Total	(\$535,555)	(\$28,915)	(\$27,101)	(\$1,814)	-6.69%	(\$256,035)	(\$204,343)	(\$51,692)	-25.30%
Grand Total	(\$805)	(\$508)	(\$1,629)	\$1,121	68.83%	(\$6,220)	(\$35,627)	\$29,407	82.54%

CAC	Full Year Budget	Sum of CY Month	Sum of LY Month	Month Variance	% Month Variance	Sum of Curr YTD	Sum of LY YTD	YTD Variance	% YTD Variance
4-Revenues									
42-Charges for Services	\$63,250	\$4,601	\$2,852	\$1,750	61.34%	\$51,588	\$39,311	\$12,277	31.23%
44-Rentals	\$85,000	\$1,440	\$1,070	\$370	34.53%	\$43,138	\$33,481	\$9,657	28.84%
45-Product Sales	\$400	\$0	\$0	\$0	0.00%	\$280	\$0	\$280	0.00%
4-Revenues Total	\$148,650	\$6,041	\$3,922	\$2,119	54.03%	\$95,006	\$72,792	\$22,215	30.52%
5-Expenses									
51-Salaries & Wages	(\$81,376)	(\$4,770)	(\$2,781)	(\$1,989)	-71.51%	(\$39,574)	(\$6,673)	(\$32,901)	-493.05%
52-Contractual Services	(\$178,012)	(\$5,866)	(\$10,785)	\$4,919	45.61%	(\$65,966)	(\$72,920)	\$6,953	9.54%
53-Supplies	(\$42,064)	(\$270)	(\$659)	\$389	58.96%	(\$24,109)	(\$8,890)	(\$15,219)	-171.20%
54-Other Charges	(\$1,000)	\$0	\$0	\$0	0.00%	(\$56)	\$0	(\$56)	0.00%
57-Capital	\$0								
5-Expenses Total	(\$302,452)	(\$10,906)	(\$14,225)	\$3,319	23.33%	(\$129,706)	(\$88,483)	(\$41,223)	-46.59%
Grand Total	(\$153,802)	(\$4,865)	(\$10,303)	\$5,438	52.78%	(\$34,700)	(\$15,692)	(\$19,008)	-121.13%

Special Events

Page 26 of 26

Special Events	Full Year Budget	Sum of CY Month	Sum of LY Month	Month Variance	% Month Variance	Sum of Curr YTD	Sum of LY YTD	YTD Variance	% YTD Variance
1900-Special Events-Miscellaneous									
4-Revenues	\$5,000	\$7,074	\$0	\$7,074	0.00%	\$10,074	\$0	\$10,074	0.00%
5-Expenses	(\$16,632)	(\$1,989)	(\$559)	(\$1,430)	-255.81%	(\$6,529)	(\$1,399)	(\$5,131)	-366.74%
1900-Special Events-Miscellaneous Total	(\$11,632)	\$5,085	(\$559)	\$5,644	1009.57%	\$3,544	(\$1,399)	\$4,943	353.31%
1901-Kite Event									
4-Revenues	\$1,635	\$0	\$0	\$0	0.00%	\$3,149	\$1,133	\$2,017	177.98%
5-Expenses	(\$3,400)	\$0	\$0	\$0	0.00%	(\$900)	(\$3,106)	\$2,206	71.03%
1901-Kite Event Total	(\$1,765)	\$0	\$0	\$0	0.00%	\$2,249	(\$1,974)	\$4,223	213.92%
1902-4th of July									
4-Revenues	\$40,500	\$0	\$151	(\$151)	-99.95%	\$39,510	\$36,436	\$3,074	8.44%
5-Expenses	(\$48,800)	(\$121)	(\$2,333)	\$2,212	94.80%	(\$41,953)	(\$34,316)	(\$7,637)	-22.26%
1902-4th of July Total	(\$8,300)	(\$121)	(\$2,182)	\$2,061	94.44%	(\$2,443)	\$2,120	(\$4,563)	-215.24%
1903-Ale Fest									
4-Revenues	\$80,250	\$76,678	\$56,712	\$19,966	35.21%	\$79,178	\$59,212	\$19,966	33.72%
5-Expenses	(\$85,500)	(\$14,692)	(\$40,163)	\$25,471	63.42%	(\$38,194)	(\$40,792)	\$2,599	6.37%
1903-Ale Fest Total	(\$5,250)	\$61,986	\$16,549	\$45,438	274.56%	\$40,984	\$18,419	\$22,565	122.51%
1904-Memorial Park Events									
4-Revenues	\$0	\$0	\$500	(\$500)	-100.00%	\$1,000	\$500	\$500	100.00%
5-Expenses	(\$18,147)	(\$325)	(\$2,425)	\$2,100	86.59%	(\$4,682)	(\$12,348)	\$7,666	62.08%
1904-Memorial Park Events Total	(\$18,147)	(\$325)	(\$1,925)	\$1,600	83.10%	(\$3,682)	(\$11,848)	\$8,166	68.93%
1905-Taste of Wheaton									
4-Revenues	\$120,000	\$0	\$0	\$0	0.00%	\$181,546	\$0	\$181,546	0.00%
5-Expenses	(\$139,950)	(\$12,776)	\$0	(\$12,776)	0.00%	(\$114,257)	(\$231)	(\$114,026)	-49361.86%
1905-Taste of Wheaton Total	(\$19,950)	(\$12,776)	\$0	(\$12,776)	0.00%	\$67,289	(\$231)	\$67,520	29229.35%
1906-Summer Concerts									
4-Revenues	\$210,200	\$79,796	\$11,332	\$68,464	604.16%	\$156,067	\$137,831	\$18,236	13.23%
5-Expenses	(\$210,163)	(\$30,617)	(\$4,688)	(\$25,929)	-553.09%	(\$112,101)	(\$112,290)	\$188	0.17%
1906-Summer Concerts Total	\$38	\$49,179	\$6,644	\$42,535	640.20%	\$43,966	\$25,541	\$18,425	72.14%
1907-Shakespeare Event									
4-Revenues	\$10,500	\$0	\$3,103	(\$3,103)	-100.00%	\$8,500	\$13,103	(\$4,603)	-35.13%
5-Expenses	(\$20,700)	\$0	(\$738)	\$738	99.93%	(\$400)	(\$738)	\$338	45.73%
1907-Shakespeare Event Total	(\$10,200)	\$0	\$2,365	(\$2,365)	-100.02%	\$8,100	\$12,365	(\$4,265)	-34.50%
1908-Fun Run Event									
4-Revenues	\$53,000	\$0	\$0	\$0	0.00%	\$60,682	\$0	\$60,682	0.00%
5-Expenses	(\$49,318)	\$100	\$0	\$100	0.00%	(\$52,516)	(\$1,985)	(\$50,531)	-2545.63%
1908-Fun Run Event Total	\$3,682	\$100	\$0	\$100	0.00%	\$8,166	(\$1,985)	\$10,151	511.40%
1910-Light the Torch Run									
4-Revenues	\$30,500	\$1,917	\$62	\$1,855	2992.02%	\$7,485	\$1,404	\$6,082	433.18%
5-Expenses	(\$36,700)	\$0	(\$300)	\$300	100.00%	(\$680)	(\$512)	(\$168)	-32.86%
1910-Light the Torch Run Total	(\$6,200)	\$1,917	(\$238)	\$2,155	905.48%	\$6,805	\$892	\$5,914	662.95%
1925-Reindeer Run									
4-Revenues	\$42,000	\$142	\$0	\$142	0.00%	\$11,584	\$5,101	\$6,483	127.09%
5-Expenses	(\$27,000)	\$0	\$0	\$0	0.00%	(\$380)	(\$212)	(\$168)	-79.37%
1925-Reindeer Run Total	\$15,000	\$142	\$0	\$142	0.00%	\$11,203	\$4,889	\$6,314	129.15%
Grand Total	(\$62,725)	\$105,187	\$20,655	\$84,532	409.25%	\$186,183	\$46,791	\$139,392	297.90%

TO: Michael Benard, Executive Director

FROM: Daniel Novak, Director of Athletics & Facilities
Adam Lewandowski, Superintendent of Athletics & Facilities

RE: Athletics & Facilities Board Report

DATE: September 14, 2022



ATHLETICS

- **Travel Soccer**
 - Beginning with tryouts in April/May 2022 for the Fall 2022/Spring 2023 season that is officially underway. Wings SC has merged with Kopion FC to form Wheaton United SC. Currently Wheaton United has 39 teams formed for the Fall 2022/Spring 2023 season with 503 participants. Last year's Wings program had 15 teams and 170 participants.
- **Rams Football**
 - Rams Football Season has officially kicked off. Regular season is schedule through October 16th with playoffs to follow. Wheaton is currently fielding 13 tackle teams.
 - Rams Tackle Football currently has 274 registered for the Fall 2022 season bringing in \$106,387.00 in registration fees. In 2021 there were 190 participants bringing in \$65,958.00 in registration fees.
 - Rams Flag Football currently has 315 registered for the Fall 2022 season bringing in \$44,655.00 in registration fees. Last year in 2021 there were 271 participants bringing in \$38,230.00 in registration fees.
- **Rams Cheerleading**
 - Currently, we have a total of 169 participants registered for the fall program. This has brought in a total of \$52,172.00 in registration fees. Last year in 2021 Rams Cheerleading had 138 participants registered for the fall program bringing in \$45,413.00 in registration.
- **In-House Fall Soccer**
 - In-House Fall Soccer Rosters were finalized on August 30th. In 2021 there were 894 participants signed up, which brought in \$67,446.00. In 2022 there are 1,093 participants enrolled, which is bringing in \$90,583.00.
- **Baseball/Softball**
 - The Warriors Travel Baseball and Wildcats Travel Softball wrapped up their tryouts for forming their 2023 teams. These tryouts brought out over 300 participants combined. The Warriors Travel Baseball program will have 11 total teams, while the Wildcats Travel Softball program will have 8 total teams.

- Fall baseball/softball began in mid-August. Practices began August 8 and games started August 13. The season will wrap up on October 15. Currently there are 248 3rd-8th grade participants registered bringing in \$35,470.00 in registration fees.

<u>Year</u>	<u># of Participants</u>	<u>Wheaton Teams</u>	<u>Revenue from our Participants</u>	<u>Outside Community Teams</u>
2016	149	13	\$16,499	6
2017	163	14	\$16,734	10
2018	231	18	\$26,425	11
2019	247	21	\$28,811.66	17
2021 (COVID – K-8 th Leagues)	294	23	\$38,570.00	13
2022	248	20	\$35,470.00	26

- **Camp Sports & Sorts**

- Camp Sports and Sorts began on June 6 and ended on August 12. Camp finished with a total of 367 participants compared to 210 in 2021, which was a 74.76% increase. Registration fees brought in for 2022 were \$70,146.00 which was a 70.40% increase from \$41,163.20 in 2021.

- **Nerf Camp**

- Nerf Camp began on June 13 and ended on August 5. Camp finished with a total of 311 participants compared to 309 in 2021, which was a 0.65% increase. Registration fees brought in for 2022 were \$16,326.00 which was a 10.75% increase from \$14,741.00 in 2021.

- **Summer 3v3 Basketball**

- Summer 3v3 basketball began on June 18 and ended on August 6. There were 75 participants signed up bringing in \$7,215.00 in registration fees. Last summer there were 31 participants bringing in \$2,892.00 in registration fees.

- **In-House Basketball**

- In-House basketball will begin in mid-October. Below are current enrollment numbers.

	<u>2021</u>	<u>2022</u>	<u>Percent Increase</u>
Kindergarten	34	67	97.06%
Boys 1st	38	80	110.53%
Boys 2nd	39	66	69.23%
Boys 3rd	30	87	190%
Boys 4th	13	43	230.77%
Boys 5th-6th	13	38	192.31%
Boys 7th-8th	0	13	
Girls 1st-2nd	31	70	125.80%
Girls 3rd-4th	13	60	361.54%
Girls 5th-6th	6	18	200.00%
Girls 7th-8th	0	2	

- **Jr Feeder Basketball**
 - Jr. Feeder basketball began on August 16 and ended on August 31. Jr. Feeder Basketball finished with a total of 19 participants in its first year running. Registration fees brought in were \$2,321.00.
 - **Coed Adult Pickleball Leagues**
 - Fall 2022 Coed Outdoor Pickleball leagues begin Tuesday, September 13 and Thursday, September 15. To date all four leagues are maxed out with 24 participants each. This comes out to 96 participants bringing in \$4,050.00 in registration fees.
 - **Martial Arts**
 - Summer session for Tae Kwon Do started in mid-June. There were 19 participants bringing in \$2,536.00 in registration fees. In summer 2021 there were 4 participants bringing in \$1,073 in registration fees.
 - Summer session for Karate started in mid-June. There were 48 participants bringing in \$7,514.00 in registration fees. In summer 2021 there were 14 participants bringing in \$1,974.00 in registration fees.
 - Summer session II for Kung Fu started in mid-July. There were 40 participants bringing in \$2,477.00 in registration fees.
 - **Hot Shots Sports – Youth Athletic Programs**
 - The second session of summer classes wrapped up in late August which saw a total of 101 participants. The classes brought in \$7,046.00 in registration fees. The classes included basketball, multi-sport, flag football, t-ball, and baseball.
 - **Tennis**
 - Tennis has 4 classes going on this Fall. In 2021 there were 34 participants for the classes, which brought in \$4,140.00. In 2022 there are 34 participants for the classes, which is bringing in \$4,200.00.
 - **Soccer Shots**
 - Soccer Shots is nearing the beginning of their first fall Session in the next few weeks. In 2021 there were 138 participants, which brought in \$15,765.00. In 2022 there are 178 participants, which is bringing in \$22,508.00.
 - **Tumbling Times**
 - Tumbling classes concluded for the summer on August 22. Total enrollment for all summer classes came out to 127 participants which brought in a total of \$10,376.42 in registration fees.
 - **EVP Tour Beach Volleyball Camp**
 - Beach volleyball camp began on July 11 and ended on August 4. Camp finished with a total of 47 participants compared to 42 in 2021, which was a 11.9% increase. Registration fees brought in for 2022 were \$5,231.00 which was a 18.34% increase from \$4,420.00 in 2021.
-

- **Lacrosse**

- Fall Lacrosse enrollment is open. The season is set to begin Wednesday, September 7. There are 34 participants signed up bringing in \$7,650.00 in registration fees. Last year there were 51 participants bringing in \$4,680.00 in registration fees.
- We are offering girls lacrosse for the first time this fall season. There are 26 participants signed up bringing in \$5,330.00 in registration fees

- **Central Athletic Complex**

- The Central Athletic Complex is currently hosting a Jiu-Jitsu program Monday-Saturday, Rams Cheerleading, and numerous batting cage and birthday party rentals.
- Sports birthday parties have made \$6,554.00 so far in 2022. For all of 2021, sports birthday parties made \$2,254.00

Usage Hours for July			
Categories	2021	2022	Change %
Paying Renters	18.00	25.00	38.9%
Complimentary	0.00	0.00	0.0%
WPD Programs	790.00	777.50	-1.6%
WPD training	0.00	0.00	0.0%
TOTAL	808.00	802.50	-0.7%

YTD Total Usage Hours			
Categories	2021	2022	Change %
Paying Renters	871.25	910.00	4.4%
Complimentary	0.00	13.00	100.0%
WPD Programs	3,134.00	3,447.25	10.0%
WPD training	0.75	11.50	1433.3%
TOTAL	4,006.00	4,381.75	9.4%

Total Rental Revenue			
Month	2021	2022	Change %
January	\$1,665.00	\$3,820.00	56%
February	\$5,474.50	\$12,517.00	56%
March	\$7,167.00	\$11,321.75	37%
April	\$12,225.50	\$14,228.00	14%
May	\$14,347.00	\$12,240.00	-17%
June	\$2,405.00	\$2,409.50	0%
July	\$931.50	\$2,201.00	58%
TOTAL	\$44,215.50	\$58,737.25	25%

PARKS PLUS FITNESS

PPFC Memberships						
Month	June 2021	June 2022	July 2021	July 2022	August 2021	August 2022
Current Week Pass	15	9	9	4	1	0
Monthly EFT	338	401	344	417	347	433
1-Month	11	18	12	23	15	30
3-Month	27	37	30	44	32	47
Annual (No Flex or M/M)	349	398	358	406	366	426
Medicare/Medicaid	701	819	713	839	730	859
Personal Training w/ Membership	158	227	164	231	167	235
Misc. Memberships (Punch Passes & Kidz Kingdom Related)	32	35	34	37	29	27
Flex Pass Group Fitness	16	17	17	19	19	26
Premier Group Fitness	14	11	16	15	16	20
TOTAL	1,661	1,972	1,697	2,035	1,722	2,060

- A total of 172 additional memberships was purchased across group fitness, memberships, and personal training options in the month of August.
- Total number of visits are up from last month by about 600 visits. PPFC currently sit at 4,334 total visits for the month of August. With the Fall season approaching and the temperatures cooling down, we hope to see this number continue to rise.
- Beat The Heat Promotion began Friday, July 1st. Take whatever the temperature is off the top of your annual membership the same day as purchase. 104 Annual passes using this promo have been sold thus far amounting to \$30,405.00 worth of gross sales (\$22,632.00 after discount)
- Greg Rovanseck was added to our Service Desk Attendant staff this month. Greg has done a great job learning the processes and engaging with all members!
- Equipment updates: Deadlift platform was installed. There has been a lot of positive remarks regarding the addition.
- Marketing and Fitness team met on August 1st to go over the game plan moving forward with fitness promotions. Thus far, we have promos covered through September (July-August = Beat the Heat). September will comprise of a month long “Back to School” sale initiative while also doing a “No Days Off” flash sale on Labor Day.
 - “Back to School” Promo – Receive \$20 off per child going back to school on any annual membership (group fitness or PPFC Membership). No kids or want EFT? 20% off

- Labor Day “No Days Off” promo - Members spin a wheel to decide a workout of either squats, push-ups, or sit-ups. The number of reps you do of your spin will allow you to have that much off on your annual/EFT membership. EFT will be limited to 21 reps or \$21 off for the first three months and annual will be limited 50 reps or \$50.
- October Promo – “Bobbing for Pumpkins” – receive either 10, 15, or 20% off a membership based on the pumpkin you pick
- Columbus Day Flash Sale – Monthly EFT set at \$14.92 until the end of 2022
- Advertising for the PPFC will be a focus point until the years end. Currently looking at postcard options, cross promotion ideas, as well as banners and sponsorship ideas.

AQUATICS

- The 2022 Wheaton Park District Aquatic Season officially ended on Monday, September 5th. Overall, we had a safe and enjoyable season. Staff performed exceptionally and our guest really seemed to enjoy the season as well as all the facilities amenities.
- Overall, the 2022 summer aquatic season provided a safe, enjoyable and hopefully memorable experience to all who choose to utilize our facilities.
- Lifeguard staff received an “exceeds” on the August audit from Ellis & Associates.
- Staff is currently preparing the 2022 Aquatic Annual Report and plans to present in October.
- June and July carried the season with attendance and gross revenue as “Mother Nature” did not provide a swimming pool friendly month during August/September. Below is a recap and comparison of season end totals.
 - **Pool Pass Sales:** *Increase of \$115,364*
 - 2022 Season End: \$517,812
 - 2021 Season End: \$402,448
 - **Guest Pass Sales:** *Increase of \$10,278*
 - 2022 Season End: \$10,278
 - Rice: \$6,167
 - Northside: \$4,111
 - 2021: Season End: \$0
 - Not Offered
 - **Swim Lesson Revenue:** *Increase of \$11,411*
 - 2022: Season End: \$111,858
 - 2021: Season End: \$100,447
 - **Rice Patron Visits:** *Decrease of (5,468) patrons / (\$30,551)*
 - 2022 Season End: 65,024 patrons
 - Pass Holders: 44,898
 - Daily Admission: 20,126 | \$179,393
 - 2021 Season End: 70,492 patrons
 - Pass Holders: 47,680
 - Daily Admission: 22,812 | \$209,944

- **Northside Patron Visits** *Decrease of (1,343) patrons / (\$578)*
 - 2022 Season End: 20,947 patrons
 - Pass Holders: 17,189
 - Daily Admission: 3,758 | \$28,705
 - 2021 Season End: 22,290 patrons
 - Pass Holders: 18,252
 - Daily Admission: 4,038 | \$29,283
- **Rice Concession** *Increase of \$4,549*
 - 2022 8/15: \$99,082
 - 7,189 ice cream units
 - 5,904 orders of fries
 - 2021 Season End: \$94,533
- **Northside Concession** *Increase of \$2,972*
 - 2022 Season End: \$18,918
 - 2,316 ice cream units
 - 2021 Season End: \$15,946

TO: Mike Benard, Executive Director
FROM: Rob Sperl, Director of Parks & Planning
DATE: September 5, 2022
SUBJECT: Board Report, August

Administration/Overall Department

- Park Permitting – Twenty-six reservation events held in August and Twenty-six reservations processed for upcoming dates in 2022.
- One Commemorative Bench installation completed. Two Commemorative trees were purchased in August.
- All divisions have a hand in setting up, staffing and taking down special events including Brewfest, the Summer Concert Series, Monday Music and Shakespeare in the Park.
- Our end of the summer picnic was held on September 12 to wish a farewell to the approximately 25 seasonal staff we hire for the summer. We have encouraged all of them to return next year.
- We lost two of our full-time people to retirement and another opportunity. We have advertised to replace these positions.

Planning

- The report from AltusWorks with the assessment and recommendations for the Taylor Barn and cabins at Northside was received.
- A proposal from Wight for engineering of the parking lot at Community Center was received.
- Continued leaks at the Rice Pool filter building were investigated and recommendations have been made.
- Staff is working on grant applications for OSLAD and Tourism grants.

Parks & Buildings Operations

- The drinking fountain at Edison school was repaired and the plumbing in the hand hold vault was replaced with copper pipe and new ball valves to replace worn out gate valves.
- After filming was completed at the Northside boathouse the split rail fence was reinstalled to keep patrons away from the old building.
- Wasp nests were removed at the Toohey building and through Safety City and the surrounding fence.
- Assisted with set-up and take down for Brew Fest.
- Parking lot light poles at the Community Center were permanently tagged for ease of identification in future repairs and replacements.
- Rebuilt one of the store front doors on Safety City that had cracked.

- Re-wired the Clocktower pond pumps to run from a switch instead of using the breakers to turn them on and off.
- Building inspections were completed for the month of August.
- Refurbished the Seven Gables Corn Crib building. Replaced rotted wood and siding where needed. Painted the entire barn, wrapped the soffits and fascia in aluminum. Cleaned out the entire second floor and straightened out the first floor. A new staircase to the second floor was also added.
- Replaced the flags at Graf Park for the football and soccer Fall season.
- Deep cleaned the Toohey and Rathje Park buildings at the conclusion of summer camps for the upcoming preschool year, including all carpeting.
- Installed new electrical conduits under the main entrance at Cosley Zoo while paver maintenance was being performed.
- Set up and take down for Shakespeare in the Park at Memorial Park bandshell.

Projects and Special Events

- Kelly Playground. Removed all concrete sidewalks and curbs. Excavated construction site and hauled away debris.
- Brewfest set up, staffing and takedown was completed.
- Shakespeare in the Park special event set up, staffing and takedown.
- Completed the Gravity Rail retaining wall and Fence
- Signs and banners for Athletics Parking at Graf, Shakespeare in the Park, Cosley uncorked, and Recreation.
- Rebuilt a keyboard stand for Mary Lubko Center
- Shut down Northside Pool for the 2022 Summer season.

Horticulture, Turf & Natural Resources

- Trim crews continue the weekly task of keeping parks maintained and manicured. Trimming following the mowers, weeding, edging and keeping the playgrounds inspected on a weekly basis.
- The watering of annual flowers continues until the frost forces us to pull them out. Wagons are still going out each week to ensure flowers, newly planted trees and shrubs go into the winter with adequate moisture in the soil.
- Mowers will continue daily mowing through the end of October. Each week we concentrate on athletic fields as top priority and then whatever is in greatest need.
- Staff fertilized the turf at Memorial and added a water disbursement treatment. This actually pulls the water into the root system and helps prevent the puddling that can occur after heavy rainfalls. It helps but is not a fool proof answer.

- Staff diligently worked on rehabbing 76 picnic tables throughout the park system. They brought back the wood tables that were in poor shape. Replaced tops and seat boards and then distributed them back to the parks.
- The gravity rail element was installed at Sensory playground and staff assisted with the addition of engineered wood fiber to the element play surface as well as seeding the edges of the curb.
- Baseball/softball continues. We lost our athletic field specialist to a new opportunity this month. However, staff has stepped up to the plate and continue the daily maintenance required to keep the fields ready for play. We have posted for a replacement staff person.
- In addition, to the regular maintenance, staff also installed new netting behind the backstop of CAC #30. This was done to help prevent the foul balls from going to the street behind the field.
- Lastly, staff removed a couple of areas of overgrown native areas and replaced it with a low, no-mow rye/fescue mix of turf. Both of these areas (Community center slope behind the playground and Toohey park along the boardwalk) were extremely difficult to maintain because of location and severe slopes. This is hopefully a solution that will work and create a more inviting space.

Conservation

- Lincoln Marsh work on paths, trails and tree pruning is ongoing to keep course ready for use.
- This month we focused on stump grinding throughout the district which includes grinding the stumps, filling in the hole with dirt and seeding the area.
- Roots of a tree near the low ropes course are causing an upheave on the path. The tree was cut down and we are hopeful this will cease the impact of the path.
- Storm clean up took place at Toohey Park. High winds the last week of August caused a large treetop to fall. The downed top was cut and hauled away by staff.

Fleet Mechanics

- Mechanics completed several preventative maintenance services on equipment including:
 - 800-hour service on mowers which includes hydraulic service.
 - A 1000-hour full service on the tracked Skid steer which includes hydraulic, fuel and engine service.
 - Full service on the Vermeer mini skid steer.
- Zoo skid steer tires were replaced.
- Parks auction ended and pickups are in progress.

- Arrowhead Kitchen equipment and chairs have been listed on auction. Auction is in progress.
 - All genie lifts in the district went through their annual inspections and passed. Inspections are completed by Lift works.
 - The engine for the new ABI field dragger has been on back order for seven months. We finally received notification the unit has been shipped and we should be receiving it early September.
 - Dumpster area in the parks lot was cleaned and cleared of debris. Parks staff made several trips to the scrapper in August and collected \$402 in scrap revenue.
-
-



WHEATON PARK DISTRICT

Wheaton Park

Maintenance Summary Report

Request Date on or after 08/01/2022
 Request Date on or before 08/31/2022
 RC Code is equal to PSC

WO Type	# WO	Total Hours	Total Labor Cost	Total Material Cost	Total Contractor Cost	Total Other Cost	Total Cost
Athletic Events	1	15.50	327.79	0.00	0.00	0.00	327.79
Corrective Maintenance	59	151.75	3919.99	309.00	0.00	1546.80	5775.79
General Maintenance	27	511.75	13353.07	100.72	0.00	0.00	13453.79
Inspection	223	42.00	1025.97	0.00	0.00	0.00	1025.97
Move/Modify	1	2.00	44.10	0.00	0.00	0.00	44.10
Preventive Maintenance	667	1490.00	27116.03	1400.82	0.00	153.85	28670.70
Service Request	32	799.75	18726.61	0.00	0.00	0.00	18726.61
Signs and Banners	11	3.00	65.84	0.00	0.00	0.00	65.84
Total	1021	3015.75	64579.40	1810.54	0.00	1700.65	68090.59
Average Time	5.22						
Average Cost	66.69						



TO: Mike Benard, Executive Director
FROM: Vicki Beyer, Director of Recreation
RE: Recreation Department Board Report
DATE: September 9, 2022

Recreation Department- General

- Staff are preparing for our recreation software migration week, October 3-7 with a communication campaign to both internal and external users. Systems will be unavailable October 3-4, but staff are meeting with all facilities to discuss ways to continue serving patrons during this downtime.



- Community Center interior renovations begin Tuesday September 6.
- Front desk staff and early childhood staff were re-certified in CPR/AED/First Aid on August 23 and August 31.

Preschool & Camps- Jamie Martinson

- Summer Camp concluded on August 12 with the following statistics:
 - Final Camp Numbers:
 - **2022 Total Enrollments:** 2,796
 - (+25% from 2021)
 - **2022 Total Gross Revenue:** \$440,082
 - (+20% from 2021)
 - Wide Horizons Preschool Parent Orientation was hosted on August 24- over 125 parents attended an informative meeting to learn more about the basic policies and procedures surrounding our preschool program.
-

Creative & Performing Arts- Chad Shingler

- Children's Playhouse hosted auditions August 22/23 with a total of 46 actors cast in the show
 - **+29% Increase in enrollment from 2021**
- 81 dancers are enrolled for fall dance classes
- **+12% Increase in enrollment from 2021**
- New classes were added for the winter program guide including poms clinics, youth acting and creative writing
- Working with a new contractual provider to bring back the popular Adult Ballroom classes this winter.

Mary Lubko Center- Megann Panek

- Two trips took place in August:
 - Gardens Galore on August 10– 34 patrons
 - Devil Wears Prada on August 17 – sold out with 25 patrons
- Mary Lubko Center Manager participated in 2 events at Marian Park:
 - Pop-up recreation event on August 9
 - Fluid Art Project with seniors on August 16

Lincoln Marsh/Green Team- Terra Johnson, Deb Ditchman

- Lincoln Marsh staff presented 53 outdoor education programs to 625 participants in August. These numbers include:
 - 27 environmental education programs were presented to 335 participants.
 - 9 nature camps were presented to 84 campers.
 - 17 challenge course programs were presented to 206 participants.
- 50 sessions of nature and adventure camps for 493 participants were hosted by Lincoln Marsh staff this summer.
- Lincoln Marsh Program Assistant and Manager assisted with the pop -up program at Marian Park providing rock painting and a scavenger hunt for participants.
- Lincoln Marsh staff hosted 90 middle school students from St. Alphonsus Academy on the Teams Course to kick off their school year.

Customer Service & Registration- Sue Vasilev, Lyn Havelka & Rick Napier

DAYTIME COMMUNITY CENTER MANAGER- Rick Napier

- Created screenshots of various processes and reports in RecTrac 3.1 for G-drive folder as a reference for staff to use
 - RecConnect
 - Activity Waitlist Report
 - Roster reports for instructors
- Adjusted settings for 18 ID card templates in RecTrac 3.1 to fix barcodes and text for printing
- Added Scholarship Code Management to RecTrac 3.1 menu screen for Registration Manager
- Created *Mary Poppins Jr.* tickets for Children's Playhouse
- Trained Cosley Zoo front desk in RecTrac 3.1 POS and reporting
- Updated Cosley Zoo POS buttons in RecTrac 3.1 to Manual Fee Settings
- Updated Lincoln Marsh POS buttons in RecTrac 3.1 to Manual Fee Settings
- Volunteered for Wheaton Brew and Seltzer Fest
- Facilitated formal training sessions in RecTrac 3.1 for Community Center Front Desk staff on August 16, 18, 19.
- Attended Zoom meetings with trainer from VSI on August 24, 31.
- Trained Parks Department Administrative Assistants in RecTrac 3.1 Facility module and reporting
- Trained Mary Lubko Center front desk attendants in RecTrac 3.1
- Trained Director of Golf in RecTrac 3.1 POS and reporting
- Adjusted Golf Pro Shop POS in RecTrac 3.1 as per Director of Golf

EVENING / WEEKEND COMMUNITY CENTER MANAGER- Lyn Havelka

- Mail merge / labels for Wide Horizons
- Prepared boxes for locations to use during RecTrac Migration
- Worked with VALUES Committee – Event staff picnic and seasonal staff awards, held at Graf Park on August 5

REGISTRATION MANAGER- Sue Vasilev

- Fall programs – Additional sections of classes created due to full classes or to accommodate a waitlist.
 - School's Out – 2 classes
 - Music – 5 classes
- 2023 Winter database completed – Have reactivated/updated 558 programs for the winter season. Facilities/rooms for programs held outside of the Community Center and the CAC have been reserved. New winter programs created –

- Nature – 2 programs
- Varied Interests – 4 programs
- Adult Education – 4 programs; 8 sections of classes
- Creative Arts – 4 programs; 8 sections of classes
- Dance – 2 programs; 7 sections of classes
- School's Out – 1 program
- Athletics – 3 programs; 9 sections of classes
- 2023 Spring league sports – Reactivated 46 programs. In the process of updating codes.
- Spring 2022- Period End processing and roster transfer to history completed.
 - Total classes offered: 441 classes offered; 384 classes were held.
 - Cancellation rate: 13%
 - Total enrollment: 5,294
 - Total revenue: \$415,233.76
- Wait List Summary
 - Wait List accommodations – 124 registrants were transferred from a waitlist to the class rosters. Most transfers were for athletic and league sports.
- September Leisureship Program Update
 - 50 families have been assisted in current fiscal year
 - 30 families had been assisted in 2021 fiscal year
 - 66.66% increase in families requesting assistance from 2022 vs. 2021
 - Funds provided: \$15,825
 - Funds provided in previous fiscal year: \$7,676
 - 106.16% increase in 2022 vs. 2021
- September Refund Summary
 - 528 refunds processed
 - 582 refunds processed same month previous fiscal year
 - 9.28% decrease in refunds processed
- Activity Registration Summary for August
 - a) Total registrations: 3,667
 - b) Fees processed: \$346,567.25
 - c) Web registration: 2,971
 - d) Web percent: 81.02%

TO: Mike Benard, Executive Director
FROM: Andy Bendy, Director of Special Facilities
RE: September 14, 2022 Board Report

Cosley Zoo – Susan Wahlgren, Zoo Director

Fundraising/Revenue Activities

- A total of 76,243 people visited the zoo the past eight months (15,179 in August) compared to 96,722 (14,774 in August) during the same timeframe in 2021.

Admissions:

Month	2022 Revenue	2022 Avg./Day	2021 Revenue	2021 Avg./Day
January	\$ 2,967	\$ 98.90	\$ 11,164	\$ 372.12
February	\$ 5,277	\$ 188.46	\$ 11,326	\$ 404.50
March	\$23,198	\$ 748.32	\$ 45,740	\$1,475.50
April	\$26,653	\$ 888.43	\$ 47,400	\$1,580.00
May	\$40,106	\$1,293.74	\$ 54,043	\$1,743.32
June	\$ 47,776	\$1,592.53	\$ 42,621	\$1,420.70
July	\$ 53,954	\$1,740.45	\$ 57,302	\$1,848.45
August	\$ 46,803	\$1,509.77	\$ 46,196	\$1,490.19
Total	\$246,734	\$1,017.15	\$315,792	\$1,299.56

General Revenue:

- The zoo received August operational donations of \$7,935, bringing 2022 totals to \$53,618.
- Public duck feeding began on July 29, earning \$4,193 in revenue through the end of August.
- The guest services staff was asked to bring back the practice of requesting donations at the gift shop register in support of the zoo's work to help endangered species. This effort garnered \$1,000 in August.

Significant Activities/Accomplishments

Education Programs and Activities:

- Educator & Teen Specialist, Jackie Karnstedt coordinated several ducks feeding training sessions for Junior Zookeepers (JZs) in preparation for the delayed start of public duck feeding.
- Two of the JZs earned a Zookeeper for a Day experience. JZs are eligible for this opportunity to shadow a zookeeper for an entire day when they have attained 225 cumulative hours of activity at the zoo.
- Jackie conducted interviews for 20 new teens interested in joining the 2022/2023 Junior Zookeeper program. The new participants join returning JZ's for a total of 55 teens in the 2022/2023 program year.
- Education & Guest Experiences Manager, Tami Romejko, attended a virtual meeting focused on the key findings from a 2021 article on "The Impact of Interpretive Messaging and Animal Handling on Visitors' Perceptions of Animal Welfare and Empathic Reactions"
- The zoo finished its camp offerings in August with "Animal Moves", a camp for 4-7-year-old participants.
- The education department onboarded two new interpretive volunteers in August.

Total Programs –August

Type of Program	2022 Number of programs	2022 Number of participants	2021 Number of programs	2021 Number of participants
Outreach	10	255	20	387
Guest Engagement	123	6,222	111	5,518
Camps	2	33	1	15
Teen programs	11	43	7	57
School programs	3	67	5	326
Scout programs	0	0	0	0
Family programs	6	80	6	66
Special Events	0	0	0	0
Rentals	12	506	8	277
Total	167	7,206	158	6,646

Virtual Versus In-Person Programming – August

	Number of Programs	Number of Participants
On-site In-person	145	6,445
Off-site In-person	10	255
Total	155	6,700

Total Programs – Year-to-Date

Type of Program	2022 Programs	2022 Participants	2021 Programs	2021 Participants
Outreach	105	3,054	95	2,974
Guest Engagement	418	23,439	619	34,010
Camps	8	130	8	119
Teen Programs	64	331	68	370
School programs	103	2,359	37	848
Scout programs	7	108	3	34
Family programs	37	483	69	639
Special Events	7	926	6	244
Rentals	66	3,065	27	949
Total	815	33,895	932	40,187

General Activities:

- Contractor Red Feather completed work on the large barn and repairs to the aviary. They will begin replacing the roof on the station in September.
- The second follow-up report on the renovation to the pig habitat required by AZA was created and submitted. The accreditation commission will review the report during their meeting in September.
- The zoo's Emergency Preparedness Team worked with CERT to organize hands-on fire extinguisher training for zoo staff. Participants were able to use an extinguisher to put out a live fire (see photo below).
- The renovation of the brick pavers located in the zoo entrance began on August 24. Substantial completion is expected by September 9. Staff worked to amend public access, admissions, animal care operations, and truck access during the construction.
- Animal Curator, Angie Musselman attended the AZA Annual Conference in Baltimore, MD.

- Part-time Zookeeper Teddy Almer submitted his resignation to accept a full-time position at Phillips Park Zoo. Part-time Building & Grounds Assistant, Kahree Smith also left his position at the zoo.
- The zoo attained sensory inclusive recertification from Kulture City by having staff participate in a 30-minutes on-line training about sensory needs (autism, Parkinson's, etc.).
- Zoo and marketing staff and Campaign Manager, Cathy Mousseau, organized and offered an exclusive Drinks with the Lynx event for zoo stakeholders on August 11. The event was attended by 52 zoo supporters who all provided very positive feedback from the evening (see photos).
- Staff worked with the marketing team on the design and content of a postcard to promote school/group programs. The postcard was sent to schools in DuPage and Kane counties. An eblast with the same content will be sent to a broader geographic range in September.
- Zoo staff worked with marketing to present the 39th annual Cosley Zoo Classic Golf Outing on August 1.



Zookeeper Erin Stephens practices her fire extinguisher skills.



Drinks with the Lynx attendees getting their first look at the zoo's new feline residents.



Cosley Foundation board member Susan Varcak greeting zoo supporters Bonnie Wheaton and Elaine Purnell at Drinks with the Lynx.



One of the stars of the evening.

Arrowhead Food and Beverage

Banquets

- In June, the banquets team held 66 events
 - 7 events were weddings and 8 held their ceremony here
 - 10 golf outings
 - 2 off premise events at the zoo and memorial park
- A review left on The Knot website from a recently hosted wedding:

"Our daughter recently got married at Arrowhead and it was just perfect! The weather called for rain, so the ceremony was moved indoors on the dance floor. They easily accommodated the 160 guests, and it was lovely with the huge windows. The rain actually stopped earlier in the day so they could still take photos outside on the beautiful grounds. The food was delicious, and the servers were very attentive. Lauren and Olivia were so helpful and took care of everything that day so we could just enjoy ourselves. I would highly recommend Arrowhead."

Restaurant

- In August Arrowhead Restaurant welcomed 7,992 guests.
- Staff is working on the new Oktoberfest menu to roll out on September 17. This includes 1- charcuterie board, 1 appetizer, 2 entrée's and 1 desert selection. We are also featuring a few Oktoberfest beers.
- The F&B team is working on the new fall/winter menu to rollout the beginning of November.
- Staff successfully executed 7 restaurant events which featured a set menu and a bar package.

Arrowhead Golf Club-Bruce Stoller

- August high temperatures averaged slightly above normal thanks in part to a warm start to the month. Official readings show precipitation down over 50 percent in the area although our local readings were slightly above the long-term average as a few isolated thunderstorms produced heavy rainfall in our immediate area.
- We hosted six large outings during the month with all of them utilizing the banquet hall for their post golf events.
- Arrowhead is again hosting the boys' and girls' teams from Wheaton North and South with tryouts taking place early in the month and matches starting the following week. The season runs through September.
- Staff continues to expand our relationship with Women on Course as they look to add lesson programming and playing opportunities for their members and guests.
- The insulation repairs to the maintenance building break room area were completed with work moving to the larger work area after that. Work is scheduled for completion early in September.
- Interest in golf outings continues to be very strong as we have discussions and meetings with people on a weekly basis who are interested in bringing their events to Arrowhead later this year or in 2023.
- Building maintenance projects have included: repairing a cooler, oven, and hot box in the kitchen; installing and painting plywood under the patio; installing a new ice machine on the lower level; pulling cable for and installing six new televisions in the bar; working with a new pest control company on strategies for eliminating any unwanted pests; overseeing the overnight cleaning of exhaust hoods and changing belts; cleaning floor drains throughout the building.

- Grounds maintenance projects have included: planning and beginning to build a new tee box on #9 West; mowing and spraying select native areas; stump grinding throughout the property.

	2022	2021	2020	2019	2018	5 Yr. Avg.
August Paid Rounds	9,679	9,199	9,834	8,609	8,530	9,170
YTD Paid Rounds	45,529	48,559	37,521	40,999	40,894	42,700

Historical Museum- Michelle Podkova
Manager & Educator; Emily O'Brien, Curator

Collections and Exhibits

- Curator began developing and finalizing layout and labels for the upcoming exhibit *Grandma's Kitchen*.
- Curator continues to develop the *Voices of DuPage* program.
- The *Of Mustaches and Men* exhibit opened to the public on August 13
- Curator finished and submitted grant for the upcoming Spring exhibit and programming.

Education, Outreach, and Events

- Staff partnered with the Wheaton Public Library to help facilitate the virtual *Historical Portrayal: Sherlock's Match* event on August 3. We had 31 attendees.
- Museum Staff volunteer for Brewfest on August 6
- The Museum hosted the final week of the Lego PlayWell Summer camps.
- The Lego PlayWell summer camps continued throughout July.
- The Curator facilitated a virtual tour of *Ghost Towns of DuPage* for the Carol Stream Public Library on August 16th. There were roughly 40 attendees.
- The Museum facilitated the Leslie Goddard Performance of Louisa May Alcott on August 18. We had 34 attendees.
- The Museum facilitated and hosted a Birthday Party on August 20.
- Staff volunteered as concessions and at an info booth for all three nights of Shakespeare in the Park.
- The Curator gave a tour to Barbara Arango, the CAE of the Illinois Parks and Recreation Association, on August 31.

Marketing

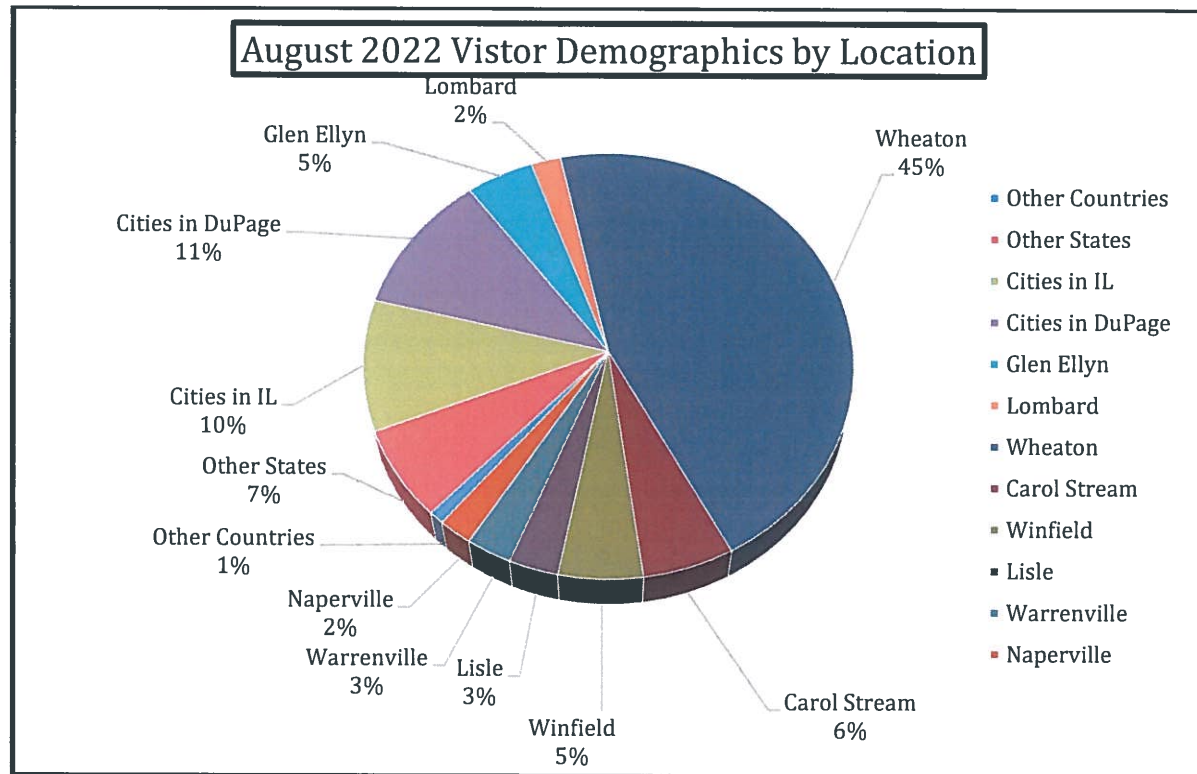
- An August eblast went out for Museum programming, upcoming events, and exhibits.
- Marketing printed and delivered over 100 brochures for the *Stories of DuPage* exhibit and upcoming fall events.
- Staff continues to work with Marketing to promote school and scout programs for the upcoming Fall season.

Administration, Rentals, Building, Training and Safety

- The Museum hosted two private rentals for the 567 Workshop group on August 23 and 24.
- County came in and worked on the HVAC system for basic maintenance. They reported no issues.
- The Park District Children's Theater staff members had one last training session on August 17 to go over opening and closing details. They began their rehearsals August 25 and will continue into the month of October.
- Curator attended Safety Committee Meeting on August 18 to go over updated PDRMA information.

Foundation

- Staff is preparing for the start of Mad Fore Plaid meetings regarding the January 2023 event
- Staff is working on developing craft ideas for October Fest kids craft tent.



Total Visitors for August 2022: 422 (compared to 307 in August 2021)

Total Visitors for 2022: 2,926 (compared to 1,800 in 2021)

Shop Sales August 2022: \$75.94 (compared to \$107.45 in August 2021)

Annual Shop Sales 2022: \$1015.08 (compared to \$368.84 in 2021)

TO: Mike Benard, Executive Director
FROM: Margie Wilhelmi, Director of Marketing and Fund Development
RE: September 14, 2022, Board Report

📌 Marketing

District Wide

Regular communications continue announcing the new rec trac registration system as well as the Community Center renovations starting in October.

Arrowhead Restaurant, Golf Course & Driving Range

The Oktoberfest menu, end of weekend breakfast and fall rates communications are in the works. Staff is also reviewing benefits with YELP and Open Table for restaurant marketing.

Cosley Zoo

Working on Uncorked signage and program along with promotional materials for Pumpkin Fest Event.

DuPage County Historical Museum

The Night at the Museum and October Fest events are being promoted through email, social media and signage displayed around town.

Aquatics

Social media post went out on Facebook and Instagram announcing the last day for Northside and hours for Rice pool through Labor Day weekend.

Athletics

Promoting Fall Basketball programs.

Recreation

Marketing assisted in the design, development of the Mary Lubko Fall Newsletter mailed to 1,400 recipients promoting fall programs and day and extended travel.

Parks Plus Fitness Center

The Beat the Heat sale that ran July and August finished with 109 memberships and \$24,649 in sales generated. Promotion for September kids back to school sale and Labor Day flash started communication 9/1 with posters, and an email 9/2. Social media posts to follow throughout the month.

Top Social Media Posts for May

Halloween Happening Event | August 18 | Reach 15,773

Visit the Playground before Kids are back in school | August 12 | Reach 8,627
Shakespeare is days away | August 22 | Reach 3,660

Thank you, Vallari, for Northside Park photo | August 5 | Reach 3,624

Northside pool closed and Rice pool hours | August 10 | Reach 3,085

Email Marketing

October Fest	August 15	44.37%
Cosley Zoo August	August 19	50.15%
Rec Fall Programs	August 23	48.16%
Shakespeare Cast w/bios	August 24	44.51%
Memorial Park Sept 9/10	August 27	45.54%

Past Events

Memorial Park Summer Concert Series | July Concerts

The second Free Family Night concert took place on Monday, August 8 with Jenny V James and the Flames. The weather was gray and drizzly but the crowd that came out enjoyed the performance.

ARRA and One of These Nights performed on Friday, August 12 with a total of 922 tickets sold. On Saturday, August 13, The Chicago Experience and The PettyBreakers put on a great performance to a sold-out crowd of 1,297 ticketholders.

Shakespeare in the Park | August 25 – 27

A Midsummer Night's Dream was performed to an estimated 1,800 guests at Shakespeare in the Park on August 25, 26, and 27. A puppet show kicked-off the performance each evening.

A total of \$3,288.00 was collected in concession sales and tips for the Museum.

UPCOMING EVENTS

Memorial Park Summer Concert Series | August & September Lineup

- September 9 – The Ron Burgundy's and Rod Tuffcurls and The Bench Press. 656 tickets sold as of 9/8
- September 10 – The Special Consensus and Bella Cain – Offering as a free concert night
- September 17 – DuPage Symphony Orchestra (Free Family Night – no tickets required)

Light the Torch Night Run | October 1

As of September 8, 332 runners are registered. The run will coincide with the October Fest event at Central Athletic Complex. Runner bibs, medals and run logistics are in the works.

📌 Fund Development

Cosley Foundation

Events

Donor Appreciation Event– October 13| Cantigny

Paper and email invitations have gone out. To date, 22 people are registered to attend. Susan Wahlgren will give a short presentation about the importance of the zoo and why their gifts are so important.

Lynx Event | August 11

A wildlife champion donor event to introduce the new lynx to the donors was a great success and a very fun evening at the zoo.

Membership

In August, there was 100 new members

Fall Appeal

The letter and email appeal will be distributed at the end of September.

✚ DuPage County Historical Museum Foundation

Events

October Fest – October 1, 2022 | Central Athletic Complex

To date, sponsorship has been confirmed at \$9,500. Final logistics, signage and work order are being finalized. Social Media posts and email blasts are planned for each week leading up to the event.

Night at the Museum Children's Party – October 20, 2022

To date, \$250 has been secured in sponsorship.

Fundraising Activity:

Fall and Winter appeals will be merged this year and distributed in November. Giving Tuesday (November 29) campaign is being developed.

Membership

In August, there was 8 new members (68 new and 32 renewed)

✚ Play For All Playground & Garden Foundation

FREE Play Days | August 20

August 20 play day was cancelled due to inclement weather and rescheduled to September 10. This day will include the dinosaur theme that was planned for August.

Year End Appeal

An appeal is in the works for distribution in November.
